



2016 MEDIA GUIDE



WE'RE HOME

AFTER TWO DECADES, L.A.'S ORIGINAL TEAM IS BACK.

PRESEASON

PRE 1	AUG 13	DALLAS COWBOYS	SAT // 5 P.M.
PRE 2	AUG 20	KANSAS CITY CHIEFS	SAT // 6 P.M.
PRE 3	AUG 27	AT DENVER BRONCOS	SAT // 6 P.M.
PRE 4	SEPT 1	AT MINNESOTA VIKINGS	THU // 5 P.M.

REGULAR SEASON

WEEK 1	SEPT 12	AT SAN FRANCISCO 49ERS	MON // 7:20 P.M.
WEEK 2	SEPT 18	SEATTLE SEAHAWKS	SUN // 1:05 P.M.
WEEK 3	SEPT 25	AT TAMPA BAY BUCCANEERS	SUN // 1:05 P.M.
WEEK 4	OCT 2	AT ARIZONA CARDINALS	SUN // 1:25 P.M.
WEEK 5	OCT 9	BUFFALO BILLS	SUN // 1:25 P.M.
WEEK 6	OCT 16	AT DETROIT LIONS	SUN // 10 A.M.
WEEK 7	OCT 23	NEW YORK GIANTS	SUN // 6:30 A.M.

BYE WEEK

WEEK 9	NOV 6	CAROLINA PANTHERS	SUN // 1:05 P.M.
WEEK 10	NOV 13	AT NEW YORK JETS	SUN // 10 A.M.
WEEK 11	NOV 20	MIAMI DOLPHINS	SUN // 1:05 P.M.
WEEK 12	NOV 27	AT NEW ORLEANS SAINTS	SUN // 10 A.M.
WEEK 13	DEC 4	AT NEW ENGLAND PATRIOTS	SUN // 10 A.M.
WEEK 14	DEC 11	ATLANTA FALCONS	SUN // 1:25 P.M.
WEEK 15	DEC 15	AT SEATTLE SEAHAWKS	THUR // 5:25 P.M.
WEEK 16	DEC 24	SAN FRANCISCO 49ERS	SAT // 1:25 P.M.
WEEK 17	JAN 1	ARIZONA CARDINALS	SUN // 1:25 P.M.



LOS ANGELES RAMS

ALL TIMES PST

FINGERTIP INFORMATION



Los Angeles Rams Football Club

29899 Agoura Road
Agoura Hills, CA, 91301
Telephone: (818) 540-2016
www.therams.com

HOME FIELD:

Los Angeles Memorial Coliseum (93,607 Capacity)

CLUB FORMED:

1936 as Cleveland Rams of American Football League
1937 adopted as NFL franchise
1946 moved to Los Angeles
1980 Moved Anaheim Stadium from Memorial Coliseum
1995 moved to St. Louis
2016 moved to Los Angeles

POSTSEASON SUCCESS:

World Championships (1945, 1951, 1999)
NFC Championships (1979, 1999, 2001)
Conference Championships (1945, 1949, 1950, 1951, 1955)
Coastal Division Championships (1967, 1969)
NFC Western Division Championships (1973, 1974, 1975, 1976, 1977, 1978, 1979, 1985, 1999, 2001, 2003)
NFC Wildcard Playoff Team (1980, 1983, 1984, 1986, 1988, 1989, 2000, 2004)

COLORS:

Millennium Blue (PMS 282), New Century Gold (873) and White

RETIRED NUMBERS:

7 (Bob Waterfield), 28 (Marshall Faulk), 29 (Eric Dickerson), 74 (Merlin Olsen), 75 (Deacon Jones) 78 (Jackie Slater), 80 (Isaac Bruce), 85 (Jack Youngblood)

The Los Angeles Rams Media Guide was edited by Julia Faron
with the assistance of Artis Twyman, Tiffany White, Travis Langer and Joanna Hunter.

A special thank you to Shawn Dangerfield for his design assistance.

Photography by Jeff Lewis, Ric Tapia, Scott Rovak, G. Newman Lowrance and AP Images.

Media Guide layout by Julia Faron.

Web publishing provided by 1st Round Media Group.

Editors Emeritus: Maxwell Stiles, Tex Schramm, Tex Maule, Pete Rozelle, Bert Rose Jr., Jack Teele, Jack Geyer, Jerry Wilcox, Pete Donovan, Rick Smith, John Oswald, Duane Lewis, and

all former Rams Public Relations Directors.

Copyright 2016, Los Angeles Rams, LLC

STAFF DIRECTORY



Owner/Chairman	E. Stanley Kroenke
Executive Vice President of Football Operations/Chief Operating Officer.....	Kevin Demoff
General Manager.....	Les Snead

COACHING STAFF

Head Coach	Jeff Fisher
Assistant Head Coach	Dave McGinnis
Offensive Coordinator	Rob Boras
Defensive Coordinator	Gregg Williams
Special Teams Coordinator	John Fassel
Assistant Strength & Conditioning	J. Aggabao
Offensive Line	Paul T. Boudreau
Linebackers	Frank Bush
Senior Defensive Assistant	Chuck Cecil
Assistant Offensive Line	Andy Dickerson
Defensive Backs	Brandon Fisher
Head Strength & Conditioning	Rock Gullickson
Wide Receivers/Passing Game Coordinator	Mike Groh
Defensive Quality Control	Jeff Imamura
Tight Ends	John Lilly
Running Backs	Skip Peete
Assistant Defensive Line	Clyde Simmons
Assistant Wide Receivers	Kenan Smith
Offensive Quality Control	Barrett Trotter
Defensive Line	Mike Waufle
Quarterbacks	Chris Weinke
Defensive Backs	Dennard Wilson
Executive Assistant to the Head Coach	Donna Ellis

PLAYER PERSONNEL

Director/Player Personnel	Taylor Morton
Director/College Scouting	Brad Holmes
Director/Pro Personnel	Ran Carthon
Director/Player Evaluation, Research and Analysis	JW Jordan
Special Assistant/Team Security	Steve Miller
National Scout	Ted Monago
Director/Pro Personnel	Ray Agnew
Scout	Evan Ardoin
Scout	Danton Barto
Scout	Sean Gustus
Scout	Brian Hill
Scout	Billy Johnson
Scout	Steve Kazor
Scout	John Zernhelt
Senior Assistant to General Manager	James Gladstone
Scout/Special Teams Analyst	Will Rodriguez

STAFF DIRECTORY



PLAYER PERSONNEL CONTINUED

Scouting Assistant/Analyst	Jordan Johnson
Scouting Assistant/Analyst	Vito Gonella
Scouting Assistant/Analyst	Michael Pierce
Scouting Assistant	Chance Trickett
Scouting Assistant	John McKay
Consultant/Player Personnel	Lawrence McCutcheon

FOOTBALL OPERATIONS

Head Equipment Manager	Jim Lake
Assistant Manager/Equipment	Ben Bloomer
Assistant Manager/Equipment	Matt Taylor
Assistant/Equipment	Jae'Drick Avery
Football Information Technology	Ryan Garlisch
Football Information Technology	Rebecca Lally
Football Information Technology	Jake Temme
Director/Player Engagement	La'Roi Glover
Senior Director/Security	Kevin Tucker
Assistant Director/Security	Harold Gooding
Director/Video Operations	Larry Clerico
Video Operations	Kimo Shearin
Video Operations	Jeremy Wiczek

TRAINING & MEDICAL STAFF

Director/Sports Medicine and Performance	Reggie Scott
Assistant Athletic Trainer/Sports Science Coordinator	Tyler Williams
Assistant Athletic Trainer/Physical Therapist	Byron Cunningham
Assistant Athletic Trainer	Hilary Stepansky
Chef	Anthony Zamora
Assistant Chef	Brent Williams

ADMINISTRATION

Adminstration	Dan August
Adminstration	Preston Black
Administration	Mitch Bornstein
Administration	Todd Davis
Adminstration	Ford Galvin
Administration	Sophie Luoto
Administration	Tony Pastoors
Administration	Lauren Wiedmeier

STAFF DIRECTORY



COMMUNICATIONS

Communications	Julia Faron
Communications	Joanna Hunter
Communications	Travis Langer
Communications	Artis Twyman
Communications	Tiffany White

COMMUNITY AFFAIRS & ENGAGEMENT

Community Affairs & Engagement	Keely Bledsoe
Community Affairs & Engagement	Molly Higgins
Community Affairs & Engagement	Zach Kinkeade
Community Affairs & Engagement	Erica Sherman

CORPORATE SALES

Corporate Sales	Stephanie Cheng
Corporate Sales	Chelsea Lipocky
Corporate Sales	Courtney Mall
Corporate Sales	Jane Normansell
Corporate Sales	Mike O'Keefe
Corporate Sales	Holly Roblee

EMPLOYEE EXPERIENCE

Employee Experience	Alaine Brewer
Employee Experience	Jodie Cunningham
Employee Experience	Kristin Schnur

EXTERNAL FOOTBALL AFFAIRS

External Football Affairs	Shannon Elliott
External Football Affairs	Kyle Eversgerd

FINANCE

Finance	Jeff Brewer
---------------	-------------

LEGENDS

Legends	Amie Bearden
Legends	Brittany Cipolla
Legends	Karleen Cordova
Legends	Morgan Dours
Legends	Sara Dugan
Legends	Mike Forrester
Legends	Chris Hibbs

STAFF DIRECTORY



LEGENDS STAFF CONTINUED

Legends	Chase Hirschauer
Legends	Greg Kish
Legends	Staci McCracken
Legends	Johnny Mendez
Legends	Tricia Murtaugh
Legends	Caroline Nam
Legends	Kimberly Ostiller
Legends	Morgan Poulsen
Legends	Chris Sloan
Legends	Brittany Todd
Legends	Krista Tokugawa
Legends	Ryan Ward
Legends	Jessie Zahner

MARKETING

Marketing	Nate Bain
Marketing	Shawn Dangerfield
Marketing	Clint McComb

OPERATIONS

Operations	Lee Martin
Operations	Andy Sugarman
Operations	Kate Walker
Operations	Bruce Warwick

RAMS BROADCASTING NETWORK

Rams Broadcasting Network	Cory Befort
Rams Broadcasting Network	Glenn Connelly
Rams Broadcasting Network	Sandarvis Duffie
Rams Broadcasting Network	Matt Israel
Rams Broadcasting Network	Jory Hirsh
Rams Broadcasting Network	Dani Klupenger
Rams Broadcasting Network	Myles Simmons
Rams Broadcasting Network	Chris Slepokura

TICKETING

Ticketing	Jake Bye
Ticketing	Steven Moore
Ticketing	Meagan Roberts

OWNERSHIP & FRONT OFFICE

2016 MEDIA GUIDE



E. STANLEY KROENKE

OWNER/CHAIRMAN

In January of 2016, the National Football League owners made a historic agreement for the Rams to return to Los Angeles. The Rams played in Los Angeles from 1946 – 1994, and after 21 years of the nation's second-largest market being without the most popular sport in the country, the Rams have returned to their Southern California roots under Stan Kroenke's guidance.

"The Rams (are) returning to their home of Los Angeles with an incredible stadium complex that will exceed all expectations of our fans in the entertainment capital of the world," said NFL Commissioner Roger Goodell. "We believe this will be transformational, not just for the Rams, not just for the Los Angeles community but for the NFL."

Kroenke is building a 70,000-seat stadium project located in Inglewood, Calif., on a 298-acre lot that will feature a mixed-use development including a 6,000-seat performance venue, more than 1.5 million square feet of retail and office space, 1,500 residences, a hotel and more than 20 acres of parks. From 2016-2018, the Rams will play in the historic Los Angeles Memorial Coliseum. The Rams called the Coliseum home from 1946-1979.

"Stan has the vision, resources, inspiration and creativity to create the right setting for the NFL in Los Angeles," said Dallas Cowboys Owner Jerry Jones. "I have great admiration for his talent and skills, and I have great confidence in his leadership ability in guiding our league back into this very important community. He sees the big picture, knows how to do things on the big stage, and he knows how to do what's best for the long term future. Stan Kroenke is a valuable asset to the National Football League."

Kroenke has been a critical leadership figure for the Rams since he first invested in the team in 1995 as co-owner of the storied franchise. In 2010, his bid was approved unanimously by National Football League owners to become the sole owner by 2014.

In 1999, the Rams won Super Bowl XXXVI over the Tennessee Titans, 23-16. Between 1999-2001, the Rams scored the most points by any team over a three-year stretch. Also in that span, the offense coined as the Greatest Show on Turf produced three NFL MVPs and an NFC Championship title. Regarded as one of the world's leading sports owners, Kroenke's teams have won titles in the NFL, NHL, MLS, UEFA, and the National Lacrosse League. Kroenke's sports holdings include serv-



ing as the majority shareholder of Arsenal FC (Barclays English Premiere League), London's model football club. From 2000-2014, Kroenke owned the NBA's Denver Nuggets and the NHL's Colorado Avalanche which are now a part of a family trust. Kroenke's Denver-based company, Kroenke Sports & Entertainment, owns the Colorado Rapids of Major League Soccer and the Colorado Mammoth of the National Lacrosse League. Kroenke also owns Altitude Sports and Entertainment, which broadcasts Rams pre-season games.

In 2012, Mr. Kroenke spearheaded the process that led to the hiring of Head Coach Jeff Fisher and General Manager Les Snead.

"Stan is committed to putting the best product on the field and continues to invest in the club and its personnel," said Fisher. "His support of our coaching staff and our philosophy has been constant."

The Fisher-Snead administration has selected the Associated Press Offensive/Defensive Rookie of the Year in back-to-back seasons in defensive tackle Aaron Donald (Defensive-2014) and running back Todd Gurley (Offensive-2015).

Donald was just the second Ram to earn AP Defensive Rookie of the Year honors, joining Isiah Robertson, who took home the award in 1971. In addition to his rookie honors, Donald racked up two consecutive Pro Bowl nominations.

Gurley led all rookies in rushing yards and finished third in the league among all NFL rushers with 1,106 yards. He became just the third rookie in franchise history to reach the 1,000-yard mark, joining Hall of Famers Eric Dickerson and Jerome Bettis.

In the 2016 NFL Draft, the Rams negotiated a trade with the Tennessee Titans to trade from No. 15 to acquire the No. 1 overall selection quarterback Jared Goff.

The Rams have also successfully invested in veteran talent such as defensive end Robert Quinn through Mr. Kroenke's support. In 2013, Quinn set a new franchise record for most sacks in a single season with 19. Since then, he has earned two Pro Bowl honors, First-Team All-Pro honors (2013) and the Pro Football Writers of America Defensive Player of the Year (2013).

"It is evident that Stan knows how to achieve success in the sports world," Snead said. "His teams have won championships in five different sports and he has experience in building a contender. The success we have experienced through the NFL Draft, would not have been possible without Stan's support and his willingness to take risks to build this team."

With Mr. Kroenke at the helm of the club, the Rams' philanthropic efforts have flourished in its community. The Rams have received numerous awards for their charitable contributions and have

established a staff service program that provides thousands of service hours in the community in support of a vast array of charitable services. Those service projects are highlighted annually by a signature community improvement project fulfilled by Rams' staff, players and cheerleaders uniting to assist a local non-profit, school or community in need. The Rams completed their inaugural Los Angeles-based community improvement project at Woodworth Elementary School in the Inglewood Unified School District on June 15, 2016.

In addition to guiding the Rams, Mr. Kroenke currently serves on the league's Broadcast Committee. Previously, he has worked on multiple NFL committees, including on the NFL's Workplace Diversity Committee. Kroenke also worked alongside his fellow owners to reach a new Collective Bargaining Agreement with the NFL Players Association in 2011.

Mr. Kroenke has undergraduate and graduate degrees from the University of Missouri. In February 2009, Mr. Kroenke was enshrined into the Missouri Sports Hall of Fame. Joining him in the class was former Rams Pro Bowl defensive end Grant Wistrom.

E. Stanley Kroenke, named after baseball legends Enos Slaughter and Stan Musial, was born in Cole Camp, Mo., and grew up in Mora, Mo. Mr. Kroenke and his wife, Ann, have a daughter, Whitney, and a son, Josh, Governor and President of both the Denver Nuggets and the Colorado Avalanche.



KEVIN DEMOFF

EXECUTIVE VICE PRESIDENT OF FOOTBALL OPERATIONS/ CHIEF OPERATING OFFICER

NFL Year: 12
Rams Year: 8

Kevin Demoff is in his eighth year as Chief Operating Officer & Executive Vice President of Football Operations with the Rams. In this capacity, Demoff serves as the team's top front office executive and liaison to owner and chairman, Stan Kroenke, on all organizational matters.

After serving on the working group that helped Kroenke return the Rams – Los Angeles' original professional sports team – home to L.A., Demoff is now playing a significant role in delivering on Kroenke's vision to design and construct the 298-acre sports and entertainment district in Inglewood that will serve as the future home of the Rams. The NFL-themed campus will include a 70,000 seat stadium, performance venue, retail district and office complex and is currently the largest entitled real-estate project in Southern California.

Demoff will also continue to lead the club on all business operations, including marketing and sales, finance, administration, communications, ticketing and community affairs. Additionally, Demoff works closely with General Manager Les Snead and Head Coach Jeff Fisher to develop the club's strategic plan for player signings and acquisitions.

As the Rams return to Los Angeles in 2016 – the team's 50th season in Los Angeles after calling the region home from 1946-1994 – the Rams are committed to being a key contributor to the betterment of the Los Angeles community.

Immediately on the heels of the National Football League's historic return to Los Angeles, Demoff and the Rams helped lead a regional effort to bring Super Bowl LV to the new Rams stadium in Inglewood in 2021. In addition to being the most-watched sporting event in the world, Super Bowl LV will attract tens of thousands of people to the



Los Angeles region and generate hundreds of millions of dollars for local hotels, restaurants, shops and other businesses.

Demoff and the Rams have also joined forces with the LA24 Olympic Bid Committee, chaired by Casey Wasserman, to help deliver the 2024 Olympic and Paralympic Games to Los Angeles.

Reinforcing the Rams' commitment to the Los Angeles community, Demoff serves on the boards of the United Way of Greater Los Angeles, Los Angeles Sports and Entertainment Commission and Los Angeles Sports Council. Demoff is also part of the American Cancer Society's CEOs Against Cancer, which is a partnership of the world's leading CEOs and the American Cancer Society dedicated to eliminating unnecessary deaths and suffering from cancer.

Since joining the Rams in 2009, Demoff has been responsible for re-organizing the club's business efforts with a focus on delivering a better overall experience for Rams' fans and increasing the club's presence in the community.

As part of his vision, Demoff spearheaded the organization's efforts to become one of the strongest philanthropic partners in professional sports. That focus has led the team to receive numerous awards for their charitable efforts including being named the "2010 St. Louis Philanthropic Organization of the Year." His tireless dedication to community engagement

will continue to set the tone for the organization as they look to become part of the fabric of the greater Los Angeles region.

One of the hallmarks of the Rams' community outreach efforts is the team's Staff Day of Service program. Introduced by Demoff in 2009, each month the team's front office staff takes time out of the office to volunteer with local non-profits. Since the project's inception, the Rams' staff has provided more than 12,000 hours of community service.

The cornerstone volunteer effort of the Staff Day of Service program is the team's annual community improvement project that includes staff, players and cheerleaders uniting to assist a local non-profit, school or community in need. In 2016 – the team's 8th annual community improvement project and first in Los Angeles – the Rams funded and built a new playground for Woodworth Elementary School in Inglewood. The previous community improvement projects provided the St. Louis region with six new playgrounds and a refurbished football field for the Boys & Girls Club of Greater St. Louis.

While in St. Louis, Demoff and his family established the "Demoff's Dreamers" ticket program and purchased tickets for patient families at The Children's Hospital to attend every Rams' home game. That effort will continue in Los Angeles. Demoff and his wife, Jennifer, were very active in the St. Louis community and led efforts for The Magic House, St. Louis' Children's Museum and COCA (Center of Creative Arts). Demoff also held leadership positions with the United Way of Greater St. Louis, Regional Business Council, St. Louis Sports Commission and Salvation Army.

Under Demoff's watch, the Rams have made significant strides to reach more fans through radio and television. Demoff oversaw the creation of the award-winning Rams Broadcasting Network, which has grown to include two weekly Rams television programs, numerous weekly features on www.therams.com in addition to annually broadcasting the team's preseason games.

This past year, Demoff was recognized by the Sports Business Journal as one of its "Forty under 40" class members of 2016. In 2010, the St. Louis Business Journal named Demoff as one of its "40 under 40" award winners, which recognizes individuals for their career achievements and community work. In 2010, he was also named one of the "NFL's 10 Future Power Brokers" by Sports Illustrated. Demoff was also recognized by the St. Louis Business Journal as one of "St. Louis' Most Influential" in February 2010, 2011 and 2012. In 2014, the St. Louis County NAACP named him as one of the regions' "Most Inspiring St. Louisans" for leading the Rams' commitment to community outreach, diversity and inclusion.

Prior to joining the Rams, Demoff spent the previous four seasons (2005-08) with the Tampa Bay Buccaneers, where he served as a consultant before being named Senior Assistant in 2006. In this capacity, Demoff assisted General Manager Bruce Allen in contract negotiations, salary cap management, strategic planning and both college and pro scouting. During his tenure with the Buccaneers, the team captured NFC South titles in 2005 and 2007 while posting a winning record in three of his four seasons.

From 2001-04, Demoff served as Director of Football Operations for the Los Angeles Avengers of the Arena Football League. Demoff helped direct the team to its first-ever playoff berth and in his final three seasons with the club, the Avengers posted a record of 28-18, third-best in the Arena Football League, qualifying for the playoffs in each of those seasons.

Born and raised in Los Angeles, Calif., Demoff received a bachelors' degree in history from Dartmouth College in 1999 and a Masters in Business Administration from the Tuck School of Business at Dartmouth in 2006.

Kevin and Jennifer have two children – a daughter, Claire and son, Owen.



LES SNEAD
GENERAL MANAGER
NFL Year: 22
Rams Year: 5

Les Snead is in his fifth season as General Manager of the Los Angeles Rams.

Snead's tenure has been marked by aggressive moves to improve the organization in any way possible, a philosophy he set in motion just days after his hiring and has continued through the 2016 NFL Draft.

In the spring of 2012, Snead directed a trade that sent the second overall pick in the 2012 draft to the Washington Redskins in exchange for the sixth and 39th picks that year as well as Washington's first round picks in both 2013 and 2014.

Snead made two additional trades in April of 2012 that allowed the Rams to make four of the first 50 selections in the 2012 draft. The surplus of picks allowed the Rams to strategically maneuver in the 2013 draft as well. With St. Louis sitting at No. 16, Snead surmised that he wouldn't be able to stand pat and land highly-coveted WR/PR Tavon Austin, so he worked out a deal with the Buffalo Bills. The Rams moved up to Buffalo's eighth spot and selected the speedy playmaker from West Virginia. Austin scored six touchdowns as a rookie – four receiving, one rushing and one on a 98-yard punt return. In the Rams' win at Indianapolis in 2013, Austin became one of three rookies in NFL history to score three touchdowns of 50 yards or more, joining Hall of Famer Gale Sayers and Randy Moss. Austin finished fifth in the NFL in punt return average last season. Since entering the NFL, Austin has scored on three punt returns, which is the second-most from his draft class. Austin is tied for first with DeAndre Hopkins for most touchdown for a wide receiver from the 2013 draft class.

With the 22nd pick, which the Rams owned as part of the Washington trade, Snead made another deal that helped the club recoup a significant portion of what he'd sent to Buffalo. The Rams swapped places with the Atlanta Falcons, and with the 30th selection, Snead and company



were able to secure the player they'd targeted at No. 22 - Georgia LB Alec Ogletree. As a rookie, Ogletree led the Rams with 155 tackles and added 1.5 sacks, six forced fumbles and an interception. Ogletree led the team in tackles (169) again in his sophomore campaign, and was off to his best start in 2015 boasting 55 tackles and 2.0 sacks in just four games before suffering a season-ending injury.

The 2014 draft allowed the Rams to finalize the bounty they received from Washington, although there were no crafty draft day moves necessary. Snead and the Rams were more than pleased to stand pat with the second overall pick they received from Washington, which was where St. Louis drafted All-SEC left tackle Greg Robinson of Auburn, who started all 16 games in 2015 and is expected to anchor the team's offensive line for years to come.

Snead and his staff made a total of 11 selections in the 2014 draft. With their own first-round pick, they took Pittsburgh All-American DT Aaron Donald, who earned Pro Bowl honors and was named NFL Defensive Rookie of the year after posting 9.0 sacks, the second most by any NFL defensive tackle last season. Donald bested his rookie performance in year two and garnered 11.0 sacks, which tied for most in the league at his position on his way to his second-consecutive Pro Bowl nod.

In 2015, Snead led a draft that focused on revamping the running game. That started by selecting RB Todd Gurley 10th overall and then selecting four offensive linemen with the team's next six selections - Wisconsin T Rob Havenstein (2nd, 57th overall), Louisville G Jamon Brown (3rd, 72nd), Iowa T Andrew Donnal (4th, 119th) and Fresno State G Cody Wichmann (6th, 215th). The Rams made a trade in the second round that allowed the team to gain an extra third-round pick, which Snead used to select Oregon St. QB Sean Mannion. The Rams boasted the third youngest offensive line in the NFL during the 2015 season, which showcased Havenstein who did not allow a sack in his rookie campaign.

Gurley became just the third Rams rookie running back to eclipse the 1,000-yard rushing mark since Hall of Famers Eric Dickerson (1983) and Jerome Bettis (1993). Gurley led all rookies in rushing and finished third among all NFL runners in rushing yards (1,106). His season culminated with a Pro Bowl berth, Pro Football Writers of America Rookie of the Year award and NFL Offensive Rookie of the Year award, marking the second consecutive year that a Rams' rookie took home NFL rookie honors (Donald -DPOY 2015). In front of Gurley, Havenstein made 13 starts at right tackle and according to coaches' film, did not allow a sack at through his position on any snap of his rookie campaign.

The 2016 season kicked off with a blockbuster pre-draft trade from No. 15 overall to No. 1 overall with the Tennessee Titans to select Cal QB Jared Goff. The trade sent the Titans the Rams' first-round draft pick (15), two second-round draft picks (43, 45), and a third-round draft pick (76) in 2016. Tennessee will also obtain Los Angeles' first-round and third-round picks in the 2017 NFL Draft. In addition to receiving the No. 1 overall pick, Los Angeles will gain the Titans' fourth-round (113) and sixth-round (177) selections this year. No team has moved farther up in the first round since the New England Patriots did so in 1984.

The Rams have reaped early dividends from many of Snead's initial selections, particularly in the early rounds. Of the 11 players Snead selected in the first or second rounds of his first four drafts, seven were named to the Pro Football Writers of America All-Rookie Team following their first season. That group includes Brockers and Jenkins in 2012, Austin and Ogletree in '13, Donald in '14 and Gurley and Havenstein last season. Nine of those 11 players are still with the Rams, and 10 are NFL starters. The Rams have procured the most starts by draftees since 2012,

and are second in total play time and games played by draft picks in that time span.

The Snead-Fisher era draft selections have been honored by media and their peers. Since 2012, the Rams have drafted the most Associated Press Rookie of the year selections, and are tied with the Tampa Bay Buccaneers for the most all-rookie selections by the PFWA. The Rams rank third in Pro Bowls earned by draftees, not including Hekker who was an undrafted rookie free agent pick-up.

Snead and his staff have had plenty of success in post-draft rookie free agency over the last four years. Of the 53 players on the team's final 2015 roster, 15 joined the Rams as undrafted rookie free agents under Snead's watch. That group includes Pro Bowl P Johnny Hekker, starters FB/TE Cory Harkey, FS Rodney McLeod, C Tim Barnes and special teams anchors such as S Cody Davis, KR/RB Benny Cunningham and WR Bradley Marquez.

Snead inherited a roster that had endured one of the most difficult stretches in league history. From 2007 to 2011, St. Louis posted a 15-65 record (.188 winning percentage), the worst ever by an NFL team during any five-year period. The Rams' 15 wins during that stretch were the fewest in the league, and Detroit, which had the second-lowest win total during the same time frame, totaled 10 more wins than St. Louis as the Lions won 25 games. From 2012-15, the Rams have logged 27 wins to increase their winning percentage to .422.

The Rams' 2016 training camp roster is the youngest roster in the NFL. Since the Snead-Fisher administration has been in place, the Rams have boasted the youngest roster during the 2012 and 2014 seasons. The Rams were the second youngest team in 2015.

In his role as general manager, Snead partners with Head Coach Jeff Fisher to direct all personnel decisions for the club. In addition, Snead coordinates all aspects of the club's football operations with the head coach. He also joins forces with Executive Vice President of Football Operations/C.O.O. Kevin Demoff to direct the team's business ventures.

Prior to joining the Rams, Snead spent 13 seasons with the Atlanta Falcons. He served as the club's director of player personnel from 2009-11 and also held posts as a pro scout and as the Falcons' director of pro personnel.

During his time in Atlanta, Snead was part of a personnel staff that signed, traded for or drafted 16 players that went on to earn Pro Bowl honors.

Snead helped construct a roster that has been one of the NFL's best over the last few years. From 2008-11, the Falcons had four consecutive winning seasons, winning 43 games during that time, which are the fifth-most wins in the NFL over that time period. The Falcons participated in one Super Bowl and two NFC Championship games during Snead's tenure with the club.

Snead joined the Falcons after three seasons (1995-97) in the pro scouting department of the Jacksonville Jaguars. He was hired by the Jaguars prior to the franchise's first season and helped put together a team that garnered an AFC Championship game berth in just its second year of existence. Jacksonville won its first division title in Snead's final year with the team.

Snead played tight end for Auburn from 1992-93 and was part of the Tigers' perfect 11-0 team in 1993. He also earned Southeast Region Academic All-American honors during his college career.

The Eufaula, Ala. native was a graduate assistant at Auburn after his collegiate playing career

ended. Snead also was an administrative assistant of football operations at his alma mater in 1995. He holds a Bachelor of Science degree in psychology and planned to attend medical school until he was offered a graduate assistant coaching position at his alma mater. He earned a Master of Education degree at Auburn while working as a graduate assistant.

Snead is married to Kara Henderson Snead, a sports media personality who recently re-joined the NFL Network after a brief break from the media industry. During her first stint at NFLN, Kara co-hosted NFL Total Access and provided in-depth interviews, pregame and postgame reports and sideline reports for a variety of shows across the network including NFL Total Access, Around the League, NFL GameDay Morning and NFL GameDay Final. Kara graduated cum laude from Duke University. She began her career as a production assistant at ESPN and later ABC News. Her on-air career began at NESN in 1998 as the co-host of NESN's "Front Row". From 2000 to 2003, she worked at CNN as a reporter and anchor.


Together, the couple has three children: sons Logan (15) and Tate (12) and a daughter, Cannon (11).



COACHES

2016 MEDIA GUIDE





HEAD COACH JEFF FISHER

College: USC

NFL Coaching Year: 31

Rams Coaching Year: 6



In January of 2012, Owner/Chairman E. Stanley Kroenke hired Jeff Fisher to be the 22nd full-time head coach in franchise history.

The 2015 season featured a breakout performance from RB Todd Gurley who led all rookies in rushing and finished third among all NFL runners in rushing yards (1,106). His rookie campaign led him to the Pro Bowl and earned Associated Press Offensive Rookie of the Year honors. Gurley's production came behind a young offensive line, including PFWA All-Rookie T Rob Havenstein, which consisted of 31 starts from rookies and 17 more from second-year players, 16 of which came from LT Greg Robinson. The unit finished seventh in the NFL in rushing offense and allowed the fewest sacks in the league (18).

Collectively, the defense tied for 10th in the NFL in takeaways, were sixth in third down defense and 11th in sacks, despite injuries to key starters.

Second-year veteran DT Aaron Donald increased his production to 11.0 sacks and earned his second Pro Bowl in 2015, after a stellar rookie year culminating in NFL Defensive Rookie of the Year honors in 2014 when he led all rookies in sacks (9.0) and finished second among all NFL defensive tackles in the category.

P Johnny Hekker garnered his second Pro Bowl nod after one of the best punting seasons in NFL history. The fourth-year pro led the NFL in punts, gross average, net average and punts downed inside the 20 yard-line. He's the first player to lead the league in all three categories since the NFL began tracking punts inside the 20 in 1976.

The Rams' 2014 defense boasted one of the league's best units over the second half of the season. In the team's last eight games, the Rams ranked fourth in rushing yards per game (84.4), fifth in points allowed per game (16.8) and tied for fourth in sacks (26). They tied for the sixth most takeaways (15) over that time frame as well. The final stretch included a run of 12-consecutive quarters in which St. Louis did not allow a touchdown, including back-to-back shutouts in wins over Oakland and Washington.

The 2013 season was highlighted by the Rams' first top-10 finish against the run since 2001, which continued a trait that has been consistent of Fisher's teams throughout his coaching career. In 20 full seasons as a head coach, Fisher's teams have finished in the top 10 against the run 13 times.

A year after leading the NFL in sacks, the Rams finished third in the NFL in sacks and ranked second in the league in sacks per pass play in 2013. St. Louis was led by First-Team All-Pro Robert Quinn, who led the NFC and set a new Rams single-season record with 19.0 sacks. Quinn's 19.0 sacks were the most by a player on a team led by Fisher.

Despite some adversity, particularly at the quarterback position, the Rams saw increased production offensively in 2013. St. Louis scored 27 or more points on six different occasions. From 2009-12, the Rams scored 27 or more points six total games in that time span. In addition, the Rams scored 38 touchdowns in 2013, which was the most the franchise has scored in a season since the 2006 squad found the end zone 39 times.

The Rams' success came despite the fact that starting QB Sam Bradford missed the final nine games of the season due to a knee injury. At the time of his injury, Bradford was playing perhaps the best football of his career. Veteran Kellen Clemens led St. Louis to four victories in its final nine games.

Under Fisher's guidance, the Rams boasted one of the NFL's top special teams units in 2013. The St. Louis punt coverage team, led by Hekker, set a new single-season NFL record for net punting average (44.2). Hekker was named First-Team All-Pro and made his first trip to the Pro Bowl at the conclusion of the season.

While having one of the NFL's youngest units for a second season in a row, St. Louis enjoyed success in every area of the kicking game. Rams opponents averaged just 2.6 yards per punt return, which was the lowest in the NFL. In addition, K Greg Zuerlein was 26-of-28 on field goals.

In his first year on the job, Fisher guided the league's youngest team to a 7-8-1 record, which gave the Rams their best winning percentage since 2006. A total of 18 rookies saw game action for the Rams in 2012, giving Fisher's squad a talented young nucleus to build around. Two of the team's top three draft picks – DT Michael Brockers and CB Janoris Jenkins – were named to Pro Football Weekly's All-Rookie team as the two played key roles on a young defense.

Statistically, the Rams made huge gains in several areas in Fisher's first season. St. Louis tied for the NFL lead in sacks with 52. The Rams also improved from 26th in

points per game allowed to 14th (tied) in Fisher's first season. Offensively, St. Louis went from 31st in total yards in 2011 to 23rd in 2012, and the Rams allowed 20 fewer sacks last season compared to the previous year.

Fisher boasts 21 full seasons as an NFL head coach. Among active NFL head coaches, only New England's Bill Belichick, who is also entering his 21st season, has as much experience as Fisher. With 169 career victories, Fisher ranks 13th on the NFL's career wins. Entering 2015, he's third among active coaches, trailing only Belichick (223) and Tom Coughlin (170).

Fisher joined the Rams after spending 16 full seasons as head coach of the Tennessee Titans, 11 as executive vice president. In his tenure with Tennessee, he guided the Titans to six playoff appearances (1999, 2000, 2002, 2003, 2007, 2008), three division titles (2000, 2002, 2008), two AFC Championship games (1999, 2002) and one Super Bowl appearance (XXXIV). From 1999-2010, only three teams had more playoff berths (Indianapolis, Philadelphia and New England). In the 2000s, Fisher totaled 97 victories, the most successful decade in franchise history.

Fisher's teams have featured a stout rushing defense, as well demonstrated the ability to run the ball effectively. His rush defense ranked in the Top 10 in 12 out of 16 seasons with the Titans, a trend that as previously noted, continued in 2013. Fisher's rushing offense finished in the Top 10 eight times during that same time span. Prior to Fisher's arrival in St. Louis, the Rams finished 31st in the NFL in rushing defense. St. Louis ranked 15th in the category in 2012, and RB Zac Stacy rushed for 973 yards in 12 starts, the third-highest rookie total in franchise history.

In 2009, the Titans began the season 0-6, but Fisher steadied the team to win eight of the final 10 games to finish the season 8-8. It marked the first team in NFL history that a team won more than six games in a season after starting 0-6.

The 2008 season was one of the most successful in Titans history. Tennessee captured the AFC South title, matching a franchise best 13 wins and setting a franchise record with 10 wins to start a season. In addition, eight players earned Pro Bowl honors.

During his tenure with Tennessee, Fisher also had success with rebuilding young teams and transforming them into contenders, which is the same task he undertook when he arrived in St. Louis. In 2005, Fisher headed the youngest team in the NFL and the youngest NFL team in more than a decade. That season, with a win over the Houston Texans (10/9/05), he became just the 17th coach to reach the 100-win mark with one team. He led the Titans through a retooling period that saw the team grow from 4-12 that year, to 8-8 in 2006, and a playoff berth in 2007, the first playoff appearance since 2003.

During the 2006 season, Fisher became the first coach in franchise history to lead the team in 200 contests, reaching the milestone in a game against Baltimore (11/12/06). He became only the 12th coach in NFL history to coach 200 games with one team, joining George Halas, Tom Landry, Don Shula, Chuck Noll, Curly Lambeau,

Bud Grant, Steve Owen, Bill Cowher, Joe Gibbs, Hank Stram and Marv Levy (Mike Shanahan joined the list in December of 2006 to make 13 coaches).

In 2004, Fisher became the fourth youngest coach (46) to win 90 regular season games since 1960. Only John Madden (41), Don Shula (41), and Bill Cowher (44) were faster to 90 wins.

In 2003, the Titans reached the divisional round of the playoffs for the fourth time in five years after earning a Wild Card berth with their 12-4 regular season record. The defense ranked first against the run, the offense scored the second most points in franchise history (435), and the team became just the third franchise since 1970 to score 30 or more points in six consecutive games.

After starting the 2002 season with a 1-4 record, Fisher rallied the team to win 11 of the next 12 games to capture the AFC South title and earn an appearance in the AFC Championship game. In 2000, Fisher became the fifth coach in NFL history to lead his team to consecutive 13-win seasons, joining Mike Ditka (Chicago Bears, 1985-86), George Seifert (San Francisco 1989-90), Marv Levy (Buffalo Bills, 1990-91) and Mike Holmgren (Green Bay Packers, 1996-97). The defense ranked No. 1 in the NFL for yards allowed and surrendered the third-lowest point total in the league since 1977.

One of the Titans' most memorable seasons under Fisher was the 1999 campaign, where he led the team to its first AFC Championship and an appearance in Super Bowl XXXIV. The Titans became only the sixth Wild Card team to earn a trip to the Super Bowl since the NFL added the playoff round in 1978. Fisher guided the Titans to a streak of 13 consecutive wins against AFC Central Division opponents dating back to 1998. It marked the longest streak in the history of the Central Division and the third longest in the NFL since the 1970 merger.

Fisher originally joined the Oilers'/Titans' coaching staff in 1994, after spending two seasons as the defensive backs coach for the San Francisco 49ers. He was elevated to head coach in November 1994, replacing Jack Pardee, for the final six games of the season. Fisher was instrumental in guiding the transition following the Oilers' move to Tennessee in 1996.

Prior to San Francisco, Fisher reunited with his college coach John Robinson, serving as the Los Angeles Rams' defensive coordinator.

Fisher began his coaching career as an assistant for Buddy Ryan and the Philadelphia Eagles in 1986, coaching the defensive backs for three seasons before becoming the NFL's youngest defensive coordinator in 1988. In 1989, the Eagles' defense led the NFL in interceptions (30) and quarterback sacks (62). In 1990, Philadelphia's defense paced the league in rushing defense and ranked second in quarterback sacks.

A former defensive back at the University of Southern California, Fisher played for Robinson in a star-studded defensive backfield that included future NFL stars Ronnie Lott, Dennis Smith and Joey Browner. Fisher's career college statistics included five interceptions and 108 tackles.

The versatile Fisher also served as the Trojans' backup kicker and earned Pac-10 All-Academic honors in 1980. Originally a seventh-round draft selection of the Chicago Bears in 1981, Fisher appeared in 49 games as a defensive back and return specialist in five NFL seasons. He earned a Super Bowl ring following Chicago's 1985 Super Bowl season, despite spending the year on injured reserve with an ankle injury that prematurely ended his playing career. During that season, Fisher began his post-playing career by assisting Ryan as an "unofficial" coach as the Bears ultimately defeated the New England Patriots in Super Bowl XX.

He left Chicago in 1985 holding a number of team records including: number of punt return yards for a season with 509 yards in 1981, number of punt returns in a season with 58 in 1984, and number of punt returns in one game with eight on Dec. 16, 1984, at Detroit. He also recorded the longest punt return by a Bear in 39 years with an 88-yard return for a touchdown on Sept. 20, 1981, against Tampa Bay.

A native of Southern California, Fisher was a high school All-America wide receiver at Taft High School in Woodland Hills, Calif. Fisher is an avid fisherman and golfer and he also does considerable work off the field.

He also gives back to the NFL, serving on the NFL Competition Committee from 2000-15. We was a co-chairman of the committee from 2001-10. Although he was out of coaching in 2011, Fisher served as an advisor to the Competition Committee, and he officially rejoined the group in 2012 after he was hired by the Rams. The committee is instrumental in guiding the league through rule changes and ways to improve the game.

In 2001, Fisher was named the winner of the Horrigan Award, given by the Pro Football Writers of America to the NFL representative that is the most cooperative with the media. Additionally, Fisher was named the 2000 Tennessean of the Year by Nashville's Tennessean newspaper and 1999 Sports Person of the year by the Nashville Sports Council.

Fisher (born 2/25/58) has three children: sons Brandon and Trent and daughter Tara. Brandon is the Rams' secondary coach, and Trent recently concluded his collegiate playing career as a defensive back at Auburn University.

JEFF FISHER, AT A GLANCE

2012-	LOS ANGELES/ST. LOUIS RAMS	1988-90	PHILADELPHIA EAGLES
	Head Coach		Defensive Coordinator
1994-2010	OILERS/TENNESSEE TITANS*	1986-88	PHILADELPHIA EAGLES
	Head Coach		Defensive Backs
1994	HOUSTON OILERS#		
	Defensive Coordinator		
1992-93	SAN FRANCISCO 49ERS		
	Defensive Backs		
1991	LOS ANGELES RAMS		
	Defensive Coordinator		

*Last six games in 1994
#First 10 games in 1994

JEFF FISHER, COACHING RECORD

REGULAR SEASON

Year	Team	W	L	T	Pct.	Place	Notes
1994	Houston Oilers*	1	5	0	.167	4th	
1995	Houston Oilers	7	9	0	.438	2nd (tie)	
1996	Houston Oilers	8	8	0	.500	3rd (tie)	
1997	Tennessee Oilers	8	8	0	.500	3rd	
1998	Tennessee Oilers	8	8	0	.500	2nd	
1999	Tennessee Titans	13	3	0	.813	2nd	Wild Card Berth
2000	Tennessee Titans	13	3	0	.813	1st	Division Champion
2001	Tennessee Titans	7	9	0	.438	3rd (tie)	
2002	Tennessee Titans	11	5	0	.688	1st	Division Champion
2003	Tennessee Titans	12	4	0	.750	2nd	Wild Card Berth
2004	Tennessee Titans	5	11	0	.313	4th	
2005	Tennessee Titans	4	12	0	.250	3rd	
2006	Tennessee Titans	8	8	0	.500	2nd	
2007	Tennessee Titans	10	6	0	.625	3rd	Wild Card Berth
2008	Tennessee Titans	13	3	0	.813	1st	Division Champion
2009	Tennessee Titans	8	8	0	.500	3rd	
2010	Tennessee Titans	6	10	0	.375	3rd	
2012	ST. LOUIS RAMS	7	8	1	.469	3rd	
2013	ST. LOUIS RAMS	7	9	0	.469	4th	
2014	ST. LOUIS RAMS	6	10	0	.375	4th	
2015	ST. LOUIS RAMS	7	9	0	.469	3rd	

* Interim head coach

POSTSEASON

Year	Team	W	L	T	Pct.	Notes
1999	Tennessee Oilers	3	1	0	.750	AFC Champion
2000	Tennessee Oilers	0	1	0	.000	
2002	Tennessee Oilers	1	1	0	.500	
2003	Tennessee Oilers	1	1	0	.500	
2007	Tennessee Oilers	0	1	0	.000	
2008	Tennessee Oilers	0	1	0	.000	

CAREER TOTALS

TOTALS	W	L	T	Pct.
Regular Season	169	156	1	.520
Postseason	5	6	0	.455
All Games	174	162	1	.518

FISHER VS. THE NFL

	Regular Season								Postseason					
	Overall			Home		Away		Overall		Home		Away		
	W	L	T	W	L	W	L	W	L	W	L	W	L	
AFC South	W	L	T	W	L	W	L	W	L	W	L	W	L	
Houston	14	5	0	7	1	7	4	0	0	0	0	0	0	
Indianapolis	6	13	0	3	6	3	7	1	0	0	0	1	0	
Jacksonville	19	14	0	9	8	10	6	1	0	0	0	1	0	
Tennessee		1	0	0	1	0	0	0	0	0	0	0	0	
Totals	39	33	0	19	16	20	17	2	0	0	0	2	0	
AFC North	W	L	T	W	L	W	L	W	L	W	L	W	L	
Baltimore	8	9	0	5	4	3	5	1	2	0	2	1	0	
Cincinnati	13	7	0	6	4	7	3	0	0	0	0	0	0	
Cleveland	8	5	0	4	3	4	2	0	0	0	0	0	0	
Pittsburgh	11	10	0	7	4	4	6	1	0	1	0	0	0	
Totals	40	31	0	22	15	18	16	2	2	1	2	1	0	
AFC East	W	L	T	W	L	W	L	W	L	W	L	W	L	
Buffalo	6	1	0	3	0	3	1	1	0	1	0	0	0	
Miami	3	8	0	2	2	1	6	0	0	0	0	0	0	
New England	1	5	0	1	2	0	3	0	1	0	0	0	1	
N.Y. Jets	4	6	0	3	4	1	2	0	0	0	0	0	0	
Totals	14	20	0	9	8	5	12	1	1	1	0	0	1	
AFC West	W	L	T	W	L	W	L	W	L	W	L	W	L	
Denver	2	3	0	2	2	0	1	0	0	0	0	0	0	
Kansas City	3	6	0	2	2	1	4	0	0	0	0	0	0	
Oakland	7	3	0	6	1	1	2	0	1	0	0	0	1	
San Diego	0	7	0	0	3	0	4	0	1	0	0	0	1	
Totals	12	19	0	10	8	2	11	0	2	0	0	0	2	
	Regular Season								Postseason					
	Overall			Home		Away		Overall		Home		Away		
NFC South	W	L	T	W	L	W	L	W	L	W	L	W	L	
Atlanta	4	1	0	2	0	2	1	0	0	0	0	0	0	
Carolina	2	2	0	1	1	1	1	0	0	0	0	0	0	
New Orleans	5	0	0	2	0	3	0	0	0	0	0	0	0	
Tampa Bay	8	1	0	5	0	3	1	0	0	0	0	0	0	
Totals	19	4	0	10	1	9	3	0	0	0	0	0	0	
NFC North	W	L	T	W	L	W	L	W	L	W	L	W	L	
Chicago	2	5	0	1	3	1	2	0	0	0	0	0	0	
Detroit	4	2	0	2	1	2	1	0	0	0	0	0	0	
Green Bay	3	3	0	2	1	1	2	0	0	0	0	0	0	
Minnesota	1	7	0	1	3	0	4	0	0	0	0	0	0	
Totals	10	17	0	6	8	4	9	0	0	0	0	0	0	
NFC East	W	L	T	W	L	W	L	W	L	W	L	W	L	
Dallas	3	4	0	1	2	2	2	0	0	0	0	0	0	
N.Y. Giants	5	2	0	3	2	2	0	0	0	0	0	0	0	
Philadelphia	4	1	0	2	0	2	1	0	0	0	0	0	0	
Washington	5	3	0	3	2	2	1	0	0	0	0	0	0	
Totals	17	10	0	9	6	8	4	0	0	0	0	0	0	

FISHER VS. THE NFL CONTINUED

	Regular Season						Postseason						
	Overall			Home		Away		Overall		Home		Away	
NFC West	W	L	T	W	L	W	L	W	L	W	L	W	L
Arizona	6	6	0	3	3	3	3	0	0	0	0	0	0
St. Louis	2	1	0	2	0	0	1	0	1	0	1+	0	0
San Francisco	5	6	1	3	3	2	3	0	0	0	0	0	0
Seattle	5	5	0	3	2	2	3	0	0	0	0	0	0
Totals	18	18	1	11	8	7	10	0	1	0	1	0	0
TOTALS	W	L	T	W	L	W	L	W	L	W	L	W	L
AFC Totals	105	107	0	59	47	46	56	5	5	2	2	3	3
NFC Totals	64	49	1	36	22	28	27	0	1	0	1	0	0
NFL Totals	169	156	1	95	69	74	83	5	6	2	3	3	3

Notes:

*Seattle was in the AFC for four games against Coach Fisher for the following record: Home: 0-1, Away: 0-3. Those stats are included in overall calculations, but not home and away.

+Neutral site




ASSISTANT HEAD COACH DAVE MCGINNIS

College: Texas Christian

NFL Coaching Year: 31

Rams Coaching Year: 5



The 2016 season will mark the 31st of Dave McGinnis's NFL coaching career. McGinnis, who boasts 43 years coaching at the collegiate and professional levels, is in his fifth season with the Rams. As assistant head coach, McGinnis helps Head Coach Jeff Fisher in a variety of areas, including administration, scheduling and coaching all three phases - offense, defense and special teams - of the team.

During McGinnis's five seasons with the Rams, the defense has racked up 186 sacks, which is tied for first in the NFL with the Denver Broncos over that time period.

The 2015 season saw a breakout performance from Offensive Rookie of the Year and Pro Bowler RB Todd Gurley. Gurley led all rookies in rushing and finished third among all NFL runners in rushing yards (1,106). Gurley's production came behind a young offensive line that allowed the fewest sacks in the league (18). On the defensive side of the ball, DT Aaron Donald earned his second-consecutive Pro Bowl nod after producing 11 sacks, 22 tackles for loss and 49 quarterback pressures to lead the team in each category. Despite injuries to key starters, the Rams defense tied for 10th in the NFL in takeaways, were sixth in third-down defense and 11th in sacks.

On special teams, P Johnny Hekker set the model for consistency and led the NFL in punts, gross average, net average and punts downed inside the 20-yard line on the way to his second Pro Bowl berth. While return men WR Tavon Austin and RB Benny Cunningham each produced solid campaigns, highlighted by a 75-yard punt return for a touchdown by Austin and a 102-yard kickoff return from Cunningham.

In 2014, the Rams boasted one of the league's best defensive units over the second half of the season. In the team's last eight games, St. Louis ranked fourth in rushing yards per game (84.4), fifth in points allowed per game (16.8) and tied for fourth in sacks (26). They tied for the sixth most takeaways (15) over that time frame as well. The final stretch included a run of 12-consecutive quarters in which St. Louis did not allow a touchdown, including back-to-back shutouts in wins over Oakland and Washington.

On special teams, St. Louis was fifth in net punt average (41.8) and second in punt return average (13.0) as a team. The net punting average was the third highest ever by a Rams special teams unit. Individually, WR Tavon Austin finished fifth in punt return average (11.2) and was an alternate to the Pro Bowl, while RB Benny Cunningham led the NFC and was fifth in the NFL in kick return average (27.5).

In 2013, the Rams made strides in all three phases. Defensively, St. Louis ranked third in the NFL in sacks and finished ninth overall against the run. The performance marked the Rams' first top-10 finish in run defense since 2001.

On offense, St. Louis averaged 21.8 points per game, the team's highest average since 2006. The Rams scored 27 or more points on six different occasions. Prior to last season, the last time the Rams scored 27 or more points in six games in one season was in 2005. In addition, the Rams scored 38 touchdowns in 2013, which was the most the franchise has scored in a season since the 2006 squad found the end zone 39 times.

In the kicking game, the Rams boasted one of the NFL's top units in 2013. P Johnny Hekker, aided by strong coverage units, set an NFL single-season record for net punting average (44.2).

In his first season in St. Louis, McGinnis played a key role in guiding a defense that made strides in several areas. The Rams tied for the NFL lead in sacks last season. St. Louis allowed just 36 pass plays of 20 yards or more, which was the second-fewest among NFL teams, and the Rams recorded 126 negative plays, second most in the NFL in 2012.

McGinnis joined the Rams after eight seasons with the Tennessee Titans. In 2011, he served as senior assistant coach. He coached Tennessee's linebackers for seven years and spent six seasons as assistant head coach. McGinnis worked under Fisher for seven seasons in Nashville.

The 2014 season is McGinnis' 29th in the NFL, a tenure that includes three and a half years as the head coach of the Arizona Cardinals. One of the most respected defensive minds in the game, McGinnis directed the Cardinals defense as their defensive coordinator from 1996 to 2000.

McGinnis guided three Titan linebackers to new career heights - Keith Bulluck, Stephen Tulloch and David Thornton. Each of the three reached career-high marks in almost every category under his tutelage. In 2010, Tulloch totaled a personal-best and team-high 169 tackles along with one sack and one interception. Bulluck logged six of his eight-consecutive 100-tackle performances under McGinnis' tutelage and finished second on the franchise list for career interceptions by a linebacker (19). Thornton recorded two of his three 100-tackle seasons with the Titans and forced seven fumbles. In both 2007 and 2008, the Titans finished in the NFL's top 10 in both total defense and rushing defense.

As defensive coordinator in Arizona, McGinnis led a group that produced three Pro Bowlers in Aeneas Williams, Eric Swann and Simeon Rice. Rice also earned AP Rookie of the Year honors in 1996 and tallied 51.5 sacks in his tenure with the team, including a franchise record 16.5 sacks in 1999. McGinnis' 1998 defense helped lead Arizona to the playoffs and ranked third in the league in takeaways with 39.

McGinnis built his reputation and knowledge during a 10-year stint (1986-95) with the Chicago Bears as a linebackers coach, where he worked with one of the best linebacker corps in the game: Mike Singletary, Wilber Marshall and Otis Wilson. He coached Hall of Famer Mike Singletary for seven of his 12 years in the league with each ending in a trip to the Pro Bowl. Singletary was also

the NFL Defensive Player of the Year in 1988. During his tenure in Chicago, the Bears advanced to the playoffs six times and the defense finished in the top six of the NFL in defense six times, including a first or second place ranking three times.

Prior to joining the NFL ranks, McGinnis spent 13 years in college football with stops at his alma mater Texas Christian University (1973-74, '82), Missouri (1975-77), Indiana State (1978, '80-81) and Kansas State (1983-85).

McGinnis was a three-year starter as a defensive back at TCU, where he graduated in 1973 with a degree in business management. Born in Independence, Kan. (8/7/51), and raised in Snyder, Texas, McGinnis and his wife, Kim, make their home in St. Louis.

DAVE MCGINNIS, AT A GLANCE

2012-	LOS ANGELES/ST. LOUIS RAMS	1983-85	KANSAS STATE
2011	Assistant Head Coach		Defensive Ends/ Linebackers
	TENNESSEE TITANS	1982	TEXAS CHRISTIAN
	Senior Assistant		Defensive Backs
2005-10	TENNESSEE TITANS	1978, 80-81	INDIANA STATE
	Assistant Head Coach/ Linebackers		Defensive Backs
2004	TENNESSEE TITANS	1976-77	MISSOURI
	Linebackers		Defensive Backs
2000-03	ARIZONA CARDINALS	1975	MISSOURI
	Head Coach		Graduate Assistant
1996-00	ARIZONA CARDINALS	1973-74	TEXAS CHRISTIAN
	Defensive Coordinator		Graduate Assistant
1986-95	CHICAGO BEARS		
	Linebackers		



OFFENSIVE COORDINATOR ROB BORAS

College: DePauw University

NFL Coaching Year: 13

Rams Coaching Year: 5



Rob Boras enters his first full season as the Rams' offensive coordinator, and fifth season with the club. Boras entered the 2015 season as Assistant Head Coach/Offense, and served as the interim offensive coordinator for the last four games of the season. Boras originally joined the Rams in 2012 as the team's tight ends coach and held that position for three seasons.

With his expanded role in 2015 as Assistant Head Coach/Offense, in addition to leading the tight ends, he was heavily involved in run-game blocking. Boras worked with Offensive Line Coach Paul Boudreau and Running Backs Coach Ben Sirmans on developing schemes with their personnel to open up holes for the back field. Their collective efforts helped rookie RB Todd Gurley lead all rookies in rushing and finish third among all NFL runners in rushing yards (1,106). As the interim offensive coordinator in Weeks 14-17, the offense was led by QB Case Keenum and the team went on its only three-game win-streak of the season.

Under the watch of Boras, the Rams' tight ends played a major role in the team's offense. In 2014, Jared Cook led the Rams with 52 receptions, which is the third-highest single-season total by a tight end in Rams history. Cook finished second among all Rams in receiving yards in both 2014 (634) and 2015 (481). Lance Kendricks led the team in receiving touchdowns with five in 2014. The tight end unit also contributed to the run blocking game as Offensive Rookie of the Year RB Todd Gurley led all rookies in rushing and finished third among all NFL runners in rushing yards (1,106).

A year earlier in 2013, Rams tight ends accounted for half of the team's receiving touchdowns as Cook (5), Kendricks (4) and Cory Harkey (2) combined for 11 touchdown catches. Cook set a new Rams single-season record for receiving yards by a tight end (671), and Cook's 141 yards in Week 1 are the most in a game by a tight end in Rams history. St. Louis tight ends also played a key role in a running game that helped Zac Stacy rush for the third-most yards by a rookie in team history (973).

Rams tight ends combined for 97 receptions in 2013, which was the second-highest total in franchise history at the position and fourth most by a team in the NFL. The 1,047 yards by Rams tight ends also set a new franchise record and ranked sixth in the league in 2013, and the 11 touchdowns by Cook, Kendricks and Harkey was the fourth most in the NFL and most in a season in franchise history.

Prior to joining the Rams, Boras spent two years in Jacksonville as the tight ends coach. Under Boras the Jaguars tight ends group had its best season in 2010, highlighted by Mercedes Lewis' selection to his first Pro

Bowl. Lewis turned in a career-high 58 receptions for 700 yards and a team-record-tying 10 touchdown catches. As a group, the tight ends caught 82 passes for 943 yards and 11 touchdowns, and the unit's blocking was a factor in the Jaguars rush-ing attack, which ranked third in the NFL.

Before joining the Jaguars, Boras spent six seasons (2004-09) with the Chicago Bears as the tight ends coach. The Bears' 2009 tight ends led the NFL in touchdown receptions with 13 (Greg Olsen 8, Kellen Davis 3, Desmond Clark 2). Olsen led the Bears in 2009 with 60 receptions for 612 yards and eight touchdowns, and he also led the team in touchdown receptions in 2008 with five.

In 2008, Olsen and Desmond Clark accounted for 95 recep-tions, the most catches in a single season for a Bears tight end unit in team history. The 95 receptions were the fifth-most in the NFL among tight end units. In addition, the duo recorded 300-plus receiving yards for the second consecutive season, only the second tight end duo in franchise history to accom-plish the feat.

Prior to his time in Chicago, Boras spent five seasons (1999-2003) at Nevada-Las Vegas under Head Coach John Robinson including three seasons as offensive coordinator. During his tenure with the Rebels the school ranked among the nation's leaders in rushing offense, finishing 15th in 2002, 16th in 2001 and 13th in 2000. During a three-year span from 2000-02, the Rebels recorded 28 individual 100-yard rushing games in a 34-game stretch. Boras served as offensive line coach for five seasons and directed a group that allowed only 12 sacks in 2001 and paved the way for a 1,000-yard rusher in consecutive seasons for the first time since 1973-74.

A native of Glen Ellyn, Ill., Boras spent one season as head coach at NCAA Division III Benedictine University in Lisle, Ill. He also spent time at Texas (1994-97) in various capacities when the school earned trips to three bowl games and was Big 12 champion in 1996. He began as a graduate assistant with the Longhorns, working with the offensive line before serving as tight ends coach (1995). Boras also served as special assistant to the team (1996) and tight ends coach/special teams assistant (1997).

Boras played center at DePauw University in Greencastle, Ind., from 1988-91. He began his coaching career over-seeing the offensive line at his alma mater following his graduation with a degree in Political Science in 1992. He later earned a master's degree in sports management from Indiana State University. Boras and his wife, Amy, have three children: son Jackson and daughters Abigail and Ainsley.

ROB BORAS, AT A GLANCE

2016-	LOS ANGELES RAMS Offensive Coordinator	1998	BENEDICTINE UNIVERSITY Head Coach
2015	ST. LOUIS RAMS Assistant Head Coach/Offense	1997	UNIVERSITY OF TEXAS Tight Ends/ Special Teams Assistant
2012-14	ST. LOUIS RAMS Tight Ends	1996	UNIVERSITY OF TEXAS Special Assistant to the Team
2010-11	JACKSONVILLE JAGUARS Tight Ends	1995	UNIVERSITY OF TEXAS Tight Ends
2004-09	CHICAGO BEARS Tight Ends	1994	UNIVERSITY OF TEXAS Graduate Assistant/ Offensive Line
1999-03	UNIVERSITY OF NEVADA-LAS VEGAS Offensive Coordinator	1992-93	DEPAUW UNIVERSITY Offensive Line



DEFENSIVE COORDINATOR **GREGG WILLIAMS**

College: Truman State University

NFL Coaching Year: 26

Rams Coaching Year: 3



Gregg Williams enters his 26th season as an NFL coach in 2016, joined the Rams as defensive coordinator in 2014. Williams' 25 seasons in the NFL include three as a head coach and he enters his 15th as a defensive coordinator.

Williams' second campaign at the helm of the Rams' defense, the unit finished 10th in the NFL in takeaways, sixth in third down defense and 11th in sacks, and 7th overall in DVOA rankings, despite injuries to key starters. The Rams' defense held their opponents to 33 percent or less on third down in nine of 16 games in 2015. DT Aaron Donald saw his second-consecutive Pro Bowl honor in as many seasons after tying Cincinnati's Geno Atkins and Carolina's Kawaan Short for most sacks by a defensive tackle in the NFL, in addition to leading the team in tackles for loss (22) and quarterback pressures (49).

In Williams' first season with the Rams as the defensive coordinator, the defense boasted one of the league's best units over the second half of the season. In the team's last eight games, St. Louis ranked fourth in rushing yards per game (84.4), fifth in points allowed per game (16.8) and tied for fourth in sacks (26). DE Robert Quinn earned his second consecutive Pro Bowl honor along with rookie DT Aaron Donald who capped his season with defensive rookie of the year, in addition to his first Pro Bowl nod.

Williams' influence in Tennessee in 2013 helped the team make great strides defensively. They ranked 16th in points per game allowed after finishing last in the NFL in 2012. The Titans improved to 14th in total defense last season after ranking 27th the previous year, were 11th in pass defense after a 26th-place finish in 2012, and Tennessee was 7th in the league in third down defense after ranking 21st a year earlier.

Williams presided over five separate top five total defenses during his coaching career: Tennessee Titans (No. 1 in total defense in 2000), Buffalo Bills (No. 3 in 2001 and No. 2 in 2003), Washington Redskins (No. 3 in 2005), and the New Orleans Saints (No. 4 in 2010). As a defensive coordinator or head coach (15 seasons), Williams has coached seven top-ten overall defenses.

Williams coached in New Orleans from 2009-2011. He helped the Saints capture two division titles (2009 and 2011), an NFC Conference Championship (2009), and Super Bowl XLIV, as well as an NFC Wild Card berth in 2010.

In 2010 the Saints saw dramatic improvement in the NFL in yardage surrendered per game, moving from 25th in the NFL in 2009 (357.8 yards per game) to the fourth-best defense (306.3 yards per game) in 2010, and moved from

20th place in 2009 to seventh place in 2010 in opponents points per game (19.2 average). Additionally, the Saints' scoring defense allowed an average of only 17.2 points per game (third fewest in the NFC) over the course of the season, a direct result of the team's stingy net passing yards allowed per game (193.9 yards per contest average), which marked the fourth-fewest yards allowed through the air in the NFL.

In 2010 the Saints defense also registered top-five final rankings in third down defense, with opposing offenses converting only 34.5% of their opportunities. Additionally, New Orleans finished fourth-best against NFL quarterbacks by allowing only 75.3 in passer ratings, which directly correlated to the Saints' allowing the fewest passing touchdowns allowed in the NFL during 2010 (13).

Williams' impact on the Saints' defense was impressive as they improved significantly in several categories upon his arrival. After allowing opponents to score touchdowns in the red zone on 48.2 of their possessions in 2008, the Saints lowered that figure to 39.3 in 2009, second-lowest in the NFL. The Saints recorded only 15 interceptions in 2008 and then finished second in the NFC and third in the NFL with 26 picks in 2009. He was in charge of a unit that recorded 35 defensive takeaways after recording only 21 a year earlier. Seven of those takeaways were returned for touchdowns. New Orleans had three defensive players named to the Pro Bowl following that season.

Prior to joining the Saints, Williams had a one-year stint in Jacksonville as defensive coordinator/assistant head coach. In 2008, the Jaguars held 10 opponents to 20 points or less. Williams spent the previous four seasons (2004-07) as assistant head coach/defense of the Washington Redskins.

Washington had one of the NFL's top defenses over that span, allowing just 19.4 points per game and ranking sixth overall in defense during the four-season stretch. In 2007, the Redskins ranked eighth in the NFL in total defense, including allowing only 91.3 yards per game rushing.

In 2005, the Redskins' defense was a key factor in the club making its first postseason appearance since 1999. Washington allowed less than 19 points per contest that season – including a scant 11.7 over the final six games. In 2004, Williams made an immediate impact on a unit that had finished 24th the year before, with the Redskins' defense improving to third in the NFL and forcing 26 turnovers.

Prior to joining the Redskins, Williams spent three seasons as head coach of the Buffalo Bills, where the defense improved each season. In 2003, the Bills ranked second in the league, jumping from 15th in 2002 and 21st in 2001.

Overall in 2003, Buffalo's defensive and special teams units finished among the NFL's top five in nine categories.

Williams' reputation as a defensive coach was forged in his years with Tennessee, where he served for 11 seasons (1990-2000), including as coordinator over his last four years with the club. Initially hired as a defensive quality control coach when the team was still located in Houston, he was promoted to special teams coach in 1993, and took over as linebackers coach from 1994-96 before being promoted to defensive coordinator in 1997. Williams worked under Rams Head Coach Jeff Fisher for 6 ½ seasons with the Oilers/Titans.

The club made a steady climb to the top of the NFL's defensive charts under Williams' direction. In his first year as coordinator, the unit forced 32 turnovers. In 1998, Tennessee ranked in the top 10 against the run and held seven opponents to 14 points or less. The following year the Titans would march to Super Bowl XXXIV, force 39 turnovers and place DE Jevon Kearse and DT John Thornton on All-Rookie teams.

In 2000, the Titans led the NFL in total defense for the first time since joining the NFL and allowed 191 points – the third-fewest in league record books since the adoption of a 16-game schedule in 1978. Tennessee also set club records

with 55 sacks, fewest passing yards allowed (2,424) and fewest touchdowns allowed (17). It completed a two-year stretch where the Titans posted an NFL-high 109 sacks.

Williams is a proud Missouri native, and he's passionate about giving back to the youth of his hometown. Since 2004, Williams has helped raise more than \$1 million for Excelsior Springs young people through the Gregg Williams Foundation. The money raised annually provides two scholarships for Excelsior Springs High School graduates and funds both school and local youth athletics. For more information, visit www.greggwilliamsfoundation.org.

In January of 2016, Williams was inducted into the Missouri Sports Hall of Fame. The induction celebrated his decorated NFL coaching career, as well his unwavering commitment to his home state of Missouri and the mentorship of young men.

Prior to arriving in the NFL, Williams was a graduate assistant at the University of Houston from 1988-89 under former NFL head coach Jack Pardee. From 1984-87, Williams was the head coach at Belton (Mo.) High School after opening his coaching career at Excelsior Springs (Mo.) High School. Williams graduated from Truman State University, where he played quarterback and also played baseball. He later earned a master's degree from Central Missouri.

GREGG WILLIAMS, AT A GLANCE

2014-	LOS ANGELES/ST. LOUIS RAMS Defensive Coordinator	1994-96	HOUSTON OILERS Linebackers
2013	TENNESSEE TITANS Senior Assistant/Defense	1993	HOUSTON OILERS Special Teams
2009-11	NEW ORLEANS SAINTS Defensive Coordinator	1990-92	HOUSTON OILERS Defensive Quality Control
2008	JACKSONVILLE JAGUARS Defensive Coordinator	1988-89	UNIVERSITY OF HOUSTON Graduate Assistant
2004-07	WASHINGTON REDSKINS Assistant Head Coach/Defense	1984-87	BELTON H.S. (MO) Head Coach
2001-03	BUFFALO BILLS Head Coach	1980-83	EXCELSIOR SPRINGS H.S. (MO) Assistant Coach
1997-2000	HOUSTON OILERS/TENNESSEE TITANS Defensive Coordinator		



SPECIAL TEAMS COORDINATOR JOHN FASSEL

College: Weber State

NFL Coaching Year: 12

Rams Coaching Year: 5



The Rams have developed a reputation for delivering the unexpected in the kicking game, and special teams coordinator John Fassel is at the helm of the trickery that has helped the Rams become one of the NFL's best when it comes to special teams. Fassel is in his fifth season with the Rams in 2016.

Fassel's special teams unit returned in 2015 to deliver another compelling season. P Johnny Hekker produced one of the best punting seasons in NFL history, to earn his second Pro Bowl honor. The fourth-year pro led the NFL in punts (96), gross average (47.9), net average (43.7) and punts downed inside the 20-yard line (41). He's the first player to lead the league in all three categories since the NFL began tracking punts inside the 20 in 1976.

Hekker also completed a 20-yard pass to S Cody Davis on a fake punt play against the Packers. Under Fassel's guidance, Hekker has completed six passes for 99 yards off trick plays since 2012.

The Rams return game was ignited by KR Benny Cunningham and WR Tavon Austin. Cunningham finished fourth in the NFL in kickoff return average, highlighted by a 102 yard return in Week 15. Austin led a punt return team that saw opponents net 38.8 yards per punt, the 10th lowest in the NFL this season.

In Fassel's 2014 campaign, his units finished among the league's best in several categories. As a team, St. Louis was fifth in net punt average (41.8) and second in punt return average (13.0). The team's net punting average was the third highest ever by a Rams special teams unit.

Individually, WR Tavon Austin finished fifth in punt return average (11.2) and was an alternate to the Pro Bowl, while RB Benny Cunningham led the NFC and was fifth in the NFL in kick return average (27.5).

In the Rams' win over the then defending Super Bowl champion Seahawks, Fassel's men scored on a trick punt return and executed a fake punt in the final minutes to help St. Louis narrowly escape with a victory.

On the punt return, Austin pretended to track a punt down the left sideline while the Rams return team raced towards Austin in attempt to set up a return. In actuality, Seattle had punted the ball to the St. Louis right. WR Stedman Bailey fielded the punt over his shoulder, turned and raced 90 yards for a touchdown. The play was the longest punt return in the NFL last season and is tied for the third longest in Rams history.

The fake punt came with 2:55 remaining in the game and was daringly called from the Rams own 18-yard line. On

fourth-and-3, Cunningham slipped out of the backfield and caught a P Johnny Hekker pass for an 18-yard gain that allowed the Rams to run out the clock and preserve a 28-26 win.

Hekker also completed a pass on a fake punt in Week 12 that helped keep a potential go-ahead drive alive in the fourth quarter of a game at San Diego, and the Rams scored two points on a fake PAT when Hekker, the holder on kicks, rolled out and hit TE Cory Harkey in the end zone.

The 2013 campaign was also a good one for Fassel's crew. He oversaw a punt team that, led by Hekker, set a new single-season NFL record for net punting average (44.2). Hekker was named First-Team All-Pro and made his first trip to the Pro Bowl at the conclusion of the season.

Despite having one of the NFL's youngest units for a second season in a row, St. Louis enjoyed success in every area of the kicking game. Rams opponents averaged just 2.6 yards per punt return, which was the lowest in the NFL. In addition, K Greg Zuerlein was 26-of-28 on field goals. In Fassel's first two seasons, the Rams did not allow a special teams touchdown.

In 2012, a total of 18 rookies or first year players contributed to the Rams special teams, including Zuerlein, Hekker and leading tackler S Rodney McLeod. Despite their youth, the Rams were one of just two teams in the NFL that did not allow a return touchdown nor a blocked kick. Zuerlein connected on his first 15 field goal attempts of his career and set a new team record with eight field goals from 50 yards or more. Hekker's 45.8 gross average and 39.9 net average were both the fourth highest single-season totals in team history.

Fassel joined the Rams after spending the past three years in the same capacity with the Oakland Raiders. The Raiders saw much success under Fassel's leadership, garnering some of the league's top special teams accomplishments. His units led the NFL in special teams takeaways, turnover differential and points scored in 2009 and 2010. Fassel also oversaw the advancement of returner Jacoby Ford, leading to a breakout rookie season with three kickoff returns for touchdowns in 2010 and one in 2011.

Under Fassel's tutelage, P Shane Lechler earned a Pro Bowl spot in three consecutive years. In 2009, he led the NFL with a Raider record 51.1-yard average per attempt. His net average of 43.9 yards per punt also set an all-time NFL record and surpassed his own record set in 2008. In addition, K Sebastian Janikowski achieved a career sin-

gle-season high 89.7 field goal percentage, missing only three attempts (47, 57 and 66 yards) in 2011. Janikowski also converted on the third-longest field goal in NFL history, a Raiders team record 61-yarder at Cleveland in December 2009, and tied an NFL record with a 63-yarder in 2011. Under Fassel's direction, LS Jon Condo earned two Pro Bowl berths as a "need" player.

In 2008, Fassel helped tutor one of the top units in the NFL as the Raiders ranked ninth in the league in kickoff returns (receiving team) with an average start of 28.8 and 10th in the league in kickoff coverage (kicking team) with a 26.4 average start for opponents. As for the punt return unit, he helped guide the Raiders to the second-best punt return average in the NFL at 13 yards per return. In addition, Fassel's unit contributed five touchdowns on returns and included Lechler, who led the NFL with a 41.2 net punting average and earned a Pro Bowl berth.

From 2005-07, Fassel was Baltimore's assistant special teams coach. He helped the Ravens to top-10 finishes in punt and kickoff return average in 2006 and 2007 and his units returned five kicks for touchdowns in two seasons.

From 2003-04, he was the head coach and assistant athletic director at New Mexico Highlands University. Fassel also served six months as the school's interim athletic director and taught undergraduate and graduate courses.

He earned a master's degree in athletic administration at Idaho State University, where he was a graduate assistant and sports science instructor from 2000-01. In 1999 and 2001, Fassel coached wide receivers and recruited for Bucknell. In Spring 2000, Fassel was the strength and conditioning and wide receivers coach for the Amsterdam Admirals of NFL Europe.

Fassel played wide receiver at Weber State, graduating in 1999 with a degree in Exercise Science. He was signed as a rookie free agent wide receiver with the Indianapolis Colts.

Fassel is the son of former NFL coach Jim Fassel, a longtime NFL coach who guided the New York Giants to the Super Bowl during the 2000 season. John is a triathlete who has finished three Ironman distance triathlons. He and his wife, Elizabeth, have two daughters: Lila and Avery.

JOHN FASSEL, AT A GLANCE

2012-	LOS ANGELES/ST. LOUIS RAMS Special Teams Coordinator	2002	BUCKNELL Wide Receivers
2008-11	OAKLAND RAIDERS Special Teams Coordinator	2001	IDAHO STATE Graduate Assistant/ Sports Science Instructor
2005-07	BALTIMORE RAVENS Assistant Special Teams	2000	(Spring) AMSTERDAM ADMIRALS Strength & Conditioning/ Wide Receivers
2003-04	NEW MEXICO HIGHLANDS UNIVERSITY Head Coach/ Assistant Athletic Director	1999	BUCKNELL Wide Receivers



ASSISTANT STRENGTH & CONDITIONING **J. AGGABAO**

College: Washington State

NFL Coaching Year: 3

Rams Coaching Year: 3



J. Aggabao enters his third season as an assistant strength & conditioning coach with the Rams. Aggabao served as a seasonal intern strength & conditioning coach with St. Louis in 2013 before joining the staff full-time.

Prior to his arrival in St. Louis, Aggabao served as a strength & conditioning graduate assistant coach at Illinois State University from 2011-13. He arrived in Bloomington, Ill. after serving as an intern strength & conditioning coach at Washington State University in 2010-11. Aggabao also worked as a student assistant strength & conditioning coach while completing his undergraduate degree at WSU.

A native of Talofofo, Guam, Aggabao holds a Bachelor of Science in Kinesiology – Majoring in Movement Studies from Washington State University. In 2013, he earned a Master's of Science in Exercise Physiology from Illinois State University. Aggabao is a U.S. Navy veteran who served from 2002-2007. He is a Certified Strength and Conditioning Specialist (CSCS) through the National Strength and Conditioning Association and a USA Weightlifting Certified Sports Performance Coach (USAW). He is married to Stacey.

J. AGGABAO, AT A GLANCE

2014-	LOS ANGELES/ST. LOUIS RAMS Assistant Strength & Conditioning
2013	ST. LOUIS RAMS Seasonal Intern, Strength & Conditioning




OFFENSIVE LINE PAUL BOUDREAU

College: Boston College

NFL Coaching Year: 30

Rams Coaching Year: 7



No offensive line coach in the NFL has more experience as an assistant at the professional level than Paul T. Boudreau, who enters his 30th season in 2016. This year marks Boudreau's fifth season of his second stint with the Rams.

For the third-consecutive year, Boudreau's group paved the way for one of the NFL's top rookie runners in 2016. RB Todd Gurley led all rookies in rushing and finished third among all NFL runners in rushing yards (1,106) on his way to earning Offensive Rookie of the Year and Pro Bowl honors. Gurley's production came behind a young offensive line featuring rookie tackle Rob Havenstein, guard Jamon Brown and second-year tackle Greg Robinson. The Rams finished seventh in the NFL in rushing offense and allowed the fewest sacks in the league (18).

With the help of the 2015 St. Louis offensive line, RB Tre Mason finished second among all rookies and led the Rams with 765 rushing yards. As a team, St. Louis averaged 102.2 yards per game on the ground, giving them at least 100 yards per game in each of Boudreau's three seasons on Jeff Fisher's Rams staff.

In 2013, St. Louis averaged 21.8 points per game, the club's highest point total since 2006, and the team's offensive line had a great impact on the offensive performance. RB Zac Stacy rushed for 973 yards, third most by a rookie in team history. Over the last 11 games, only six NFL backs rushed for more yards than Stacy. In the passing game, the Rams allowed 36 sacks in 2014, the eighth lowest total in the NFL.

The Rams' strong play up front came despite some difficult circumstances. Due to injuries and personnel changes, the Rams started seven different offensive line combinations in 2013. RG Chris Williams was the only Ram to start all 16 games at the same position on the offensive line. Boudreau was challenged to continually have the next man ready, which he did with great success.

St. Louis made huge strides up front in Boudreau's first season with the new group. The Rams boasted the 12th best average in the NFL in sacks allowed per pass play. Rams quarterbacks were sacked just 35 times in 2012, which were 20 less than the 55 allowed in 2011. Boudreau's group also helped RB Steven Jackson reach the 1,000 yard mark for an eighth-straight season.

As was the case in 2013, Boudreau was forced to shuffle his hand several times in 2012. The Rams started seven different offensive line combinations and nine different players started a game on the offensive line that season. RT Barry Richardson was the only Ram to start all 16 games at the same position on the offensive line.

Prior to joining Jeff Fisher's staff in 2012, Boudreau spent four seasons as the offensive line coach with the Atlanta Falcons. In both 2010 and 2011, the Falcons finished in the top 10 in the NFL in points scored, including a fifth place finish en route to a 2010 NFC South championship. Boudreau's linemen helped the team total the second fewest sacks allowed per play in a single season with just one per 21.1 pass plays in 2009. His line's strong play also enabled the Falcons offense to amass 330 first downs that year, the second-most ever in a season.

With Boudreau's adept coaching, the offensive line allowed quarterback Matt Ryan to throw for 2,916 yards with a career-best 22 touchdown passes in 2009. Running back Michael Turner scored 10 rushing touchdowns and wide receiver Roddy White topped 1,100 receiving yards with over 80 catches for the third consecutive season for the first time in team history with the aid of Boudreau's charges.

In 2008, Boudreau's unit opened holes for the NFL's second ranked rushing offense (152.7 yards per game). Turner ranked second in the NFL in rushing (1,699 yards), marking the third highest rushing total in Falcons history, en route to his first Pro Bowl. Boudreau's line also assisted in Turner scoring a franchise-high 17 times and passing the 200-yard plateau on two occasions. Boudreau's offensive line also protected NFL Rookie of the Year QB Matt Ryan so that he could throw for 3,440 yards with 16 touchdowns. Ryan's production could be credited to the fact that Boudreau's offensive line allowed a franchise-low of 17 sacks, surpassing the previous mark of 25 (1982). The 17 sacks on 434 pass attempts were equivalent to allowing one sack per every 25.5 plays, which also set a new franchise mark. With the help of Boudreau's linemen, the Falcons recorded a franchise-high 5,779 total net yards and the fifth-highest rushing total in club history (2,443 yards).

Boudreau's stellar offensive lines over the years have helped pave the way for five running backs to top the 10,000-yard career rushing mark, including Barry Sanders, Curtis Martin, Thurman Thomas, Fred Taylor and Steven Jackson.

From 2006-07, Boudreau served as the offensive line coach for the Rams. In 2007, Rams running back Steven Jackson tallied his second consecutive 1,000-yard season behind Boudreau's offensive line. In 2006, Jackson gained a career-high 1,528 rushing yards while nine different players started on the offensive line.

Prior to joining the Rams, Boudreau was the offensive line coach for three seasons with the Jacksonville Jaguars (2003-05). In 2003, the Jacksonville

offensive line set a franchise record by allowing only 28 sacks (tied for ninth in the NFL). Running back Fred Taylor also rushed for a team-record 1,572 yards. Boudreau tutored the Carolina Panthers offensive line from 2001-02 and saw the team set a club record by allowing only 31 sacks in 2001. From 1999-2000, he served in the same capacity for the Miami Dolphins.

From 1997-98, Boudreau coached the offensive line for the New England Patriots following a three-year stint with

the Detroit Lions guiding the same unit. His first position in the NFL came in New Orleans from 1987-93. In his seven seasons with the Saints, Boudreau's line placed in the top three in fewest sacks allowed on four occasions. In 1992, the Saints allowed a league-low 15 sacks.

Boudreau and his wife, Joan, have one son, Paul, and one daughter, Jill. His son, Paul, is a coach with the Winnipeg Blue Bombers in the CFL, and Jill is the mother of four children: Kalyn, Zach, Olivia and Grace.

PAUL BOUDREAU, AT A GLANCE

2012-	LOS ANGELES/ST. LOUIS RAMS	1994-96	DETROIT LIONS
	Offensive Line		Offensive Line
2008-11	ATLANTA FALCONS	1987-93	NEW ORLEANS SAINTS
	Offensive Line		Offensive Line
2006-07	ST. LOUIS RAMS	1983-86	EDMONTON ESKIMOS
	Offensive Line		Offensive Line
2003-05	JACKSONVILLE JAGUARS	1982	U.S. NAVAL ACADEMY
	Offensive Line		Offensive Line
2001-02	CAROLINA PANTHERS	1979-81	DARTMOUTH
	Offensive Line		Offensive Line
1999-00	MIAMI DOLPHINS	1976-78	MAINE
	Offensive Line		Offensive Line
1997-98	NEW ENGLAND PATRIOTS	1974-75	BOSTON COLLEGE
	Offensive Line		Offensive Line



LINEBACKERS FRANK BUSH

College: North Carolina State

NFL Coaching Year: 25

Rams Coaching Year: 4



A veteran of 25 NFL seasons, Frank Bush enters his fourth season as the Rams' linebackers coach.

In 2015, the linebacker corps added fifth-year pro Akeem Ayers to its arsenal, alongside starters James Laurinaitis and Alec Ogletree. Ogletree kicked off the season on a high-note as he notched 55 tackles and 2.0 sacks in four games before being placed on injured reserve. To make up for the loss, Bush partially inherited hybrid safety/linebacker Mark Barron who he thrived in his expanded role. Barron started 11 games and finished the season as the team's leading tackler with 135 tackles, and setting a new single-season record. Laurinaitis turned in his seventh-straight 100-tackle season with 114 and became the franchise's all-time leader in the category with 1,015.

In his first two seasons in St. Louis, Bush guided the team's top two tacklers in each campaign while grooming the young LB Alec Ogletree and helping the veteran LB James Laurinaitis continue to flourish. In 2014, Ogletree led the Rams in tackles for a second-consecutive season as he narrowly edged Laurinaitis, 169-168, in the category. Ogletree also forced four fumbles last season to give him 10 in two seasons, the second-best total in the NFL over that time frame. Laurinaitis' 100-tackle season marked the sixth time he's reached the century mark in six seasons. He added a career-high 3.5 sacks last season.

In 2013, Bush guided a young linebacker corps that continually made big plays throughout the season. Three of the six linebackers on the team's active roster that season were rookies, including Ogletree, who led the team in tackles (155) and tied for third in the NFL with six forced fumbles. Ogletree and Laurinaitis started all 16 games, and Laurinaitis enjoyed his fifth consecutive, 100-tackle season.

Bush spent the 2011-12 seasons with the Tennessee Titans, where he also coached linebackers. Prior to his time in Nashville, Bush spent four seasons with the Houston Texans, including the last two as defensive coordinator.

In 2011, Bush helped two rookies earn starting roles and the two rewarded him with impressive numbers in their initial campaigns. LB Akeem Ayers started all 16 games at strong-side linebacker and recorded 88 tackles, two sacks, seven quarterback pressures, a forced fumble and a fumble recovery. Ayers reunited with Bush this spring when he signed with the Rams as a free agent. Also during his time in Nashville, LB Colin McCarthy took over

the starting middle linebacker job in the second half of the season and tallied 76 tackles, one interception, two forced fumbles and two fumble recoveries.

With Bush as defensive coordinator in 2009, the Texans established new franchise lows for fewest points allowed per game (20.8) and yards allowed per game (324.9); in both 2009 and 2010, Houston yielded the two lowest rushing yardage totals in their franchise's history. Under his direction, Houston saw the emergence of DE Mario Williams and LB DeMeco Ryans into Pro Bowl players and LB Brian Cushing earned Defensive Rookie of the Year in 2009. His first two years with the Texans, Bush was the senior defensive assistant and worked primarily with the defensive line.

Before joining the Texans, Bush spent three seasons with the Arizona Cardinals as the linebackers coach and was tabbed as assistant head coach for his final year. While with the Cardinals, he guided LB Carlos Dansby's development into a top-flight player. The defense as a whole made significant strides during his tenure as they improved from 26th the year before his arrival in total defense to 12th in 2004 and eighth in 2005.

Bush spent nine seasons coaching on Mike Shanahan's Denver Broncos teams from 1995-03 in a variety of capacities. In his first five years (1995-99) in Denver, he was the linebackers coach. Additionally, he spent one season as secondary coach (2000) and three seasons as the special teams coach (2001-03) with the Broncos. In his time with Denver, Bush earned two Super Bowl rings (XXXII and XXXIII) and during the 1998 Super Bowl season, his linebacker corps (John Mobley, Glenn Cadrez and Bill Romanowski) accounted for the top three tacklers on the team.

Bush started his coaching career with the Houston Oilers as the linebackers coach from 1992-94. Rams Head Coach Jeff Fisher worked with Bush on that Houston staff.

Bush was a three-year starter at linebacker for North Carolina State and was a fifth-round selection of the Houston Oilers in the 1985 NFL Draft. He earned all-rookie honors in his first season before an injury in his second campaign ended his career as a player. Bush stayed with the Oilers following his retirement as a player, joining the front office as a college scout (1987-92).

Born in Athens, Ga., Bush is married to Stephanie.

FRANK BUSH, AT A GLANCE

2013-	LOS ANGELES/ST. LOUIS RAMS Linebackers
2011-12	TENNESSEE TITANS Linebackers
2009-10	HOUSTON TEXANS Defensive Coordinator
2007-08	HOUSTON TEXANS Senior Defensive Assistant
2006	ARIZONA CARDINALS Assistant Head Coach/Linebackers
2004-05	ARIZONA CARDINALS Linebackers

2001-03	DENVER BRONCOS Special Teams
2000	DENVER BRONCOS Secondary/Nickel
1995-99	DENVER BRONCOS Linebackers
1993-94	HOUSTON OILERS Defensive Quality Control/Linebackers
1992	HOUSTON OILERS Linebackers



SENIOR DEFENSIVE ASSISTANT **CHUCK CECIL**

College: Arizona

NFL Coaching Year: 16

Rams Coaching Year: 5



Chuck Cecil is entering his second year as the Rams' senior defensive assistant, after spending three seasons leading the team's secondary. Cecil enters his 16th season as an NFL coach.

Cecil works alongside defensive coordinator Gregg Williams to develop game plans through advance film study and special projects. Last season, the defensive unit finished 10th in the NFL in takeaways, sixth in third down defense and 11th in sacks, despite injuries to key starters.

During his time with the secondary, Cecil helped develop a young secondary that helped the Rams build a solid foundation on the back end of their defense. Cecil mentored CB Janoris Jenkins, who returned two touchdowns for interceptions during the 2014 season and has six total defensive scores since he entered the NFL in 2012. That number marks the most defensive touchdowns by any player in the NFL during that time period.

Cecil's young group saw two rookies deliver strong contributions in 2014, including CB E.J. Gaines, who started the first 15 games after joining the club as a sixth-round draft pick last spring, and CB Lamarcus Joyner, the team's second-round pick who served as the primary nickelback before a midseason injury slowed him down. Gaines led the Rams with 14 pass breakups and also intercepted two passes as a rookie.

A former All-Pro NFL safety, Cecil also tutored a pair of safeties in T.J. McDonald and Rodney McLeod, both of whom started all 16 games in 2014. McDonald was the Rams' third leading tackler while breaking up eight passes and played every defensive snap for St. Louis. McLeod finished fifth among Rams in tackles and has started 32 consecutive games. Midseason pickup Mark Barron posted 3.0 sacks in nine games with St. Louis.

Under Cecil's watch in 2013, Jenkins led the Rams with 18 passes defended, while CB Trumaine Johnson posted a team-high three interceptions. Cecil's secondary was one of the youngest in the NFL that season as rookie and second-year players accounted for 54 starts in the team's defensive backfield.

In Cecil's first season in St. Louis, Jenkins tied an NFL record with three interceptions returned for touchdowns. Jenkins started all 16 games and was named to Pro Football Weekly's All-Rookie Team. Johnson also had two interceptions, while veteran CB Cortland Finnegan posted three picks.

Cecil joined Coach Jeff Fisher's staff after 10 years with the Tennessee Titans, where he coached the team's sec-

ondary and spent two seasons as defensive coordinator. During his two years as Tennessee's defensive coordinator, the Titans ranked eighth in the league in interceptions (20) and second in interceptions returned for touchdowns (4). During his last three years with the Titans, their defense ranked third in the NFL in interceptions (62) behind only Green Bay and Baltimore.

From 2007-08, Cecil served as Tennessee's defensive backs coach. The Titans totaled 22 interceptions that season, tied for second in the NFL. During 2008, Cecil led a defensive back corps that grew into one of the finest secondary units in the NFL, as three of the four players (Cortland Finnegan, Chris Hope, Michael Griffin) were invited to the Pro Bowl for the first time in their careers.

In 2004-06, Cecil was the safeties and nickelbacks coach. He began his coaching career with the Tennessee Titans in 2001 as a quality control coach and earned his way to the top of the defensive ranks.

Prior to coaching, Cecil enjoyed a seven-year playing career in the NFL as a safety. He was drafted by the Packers in 1988 and spent five seasons in Green Bay. He signed with the Phoenix Cardinals in 1993 and concluded his career with the Houston Oilers in 1995. Cecil was known as a punishing hitter, and his style of play landed him on the cover of Sports Illustrated with the title, 'Is Chuck Cecil too Vicious for the NFL?' Cecil was an All-Madden selection in 1991 and chosen for the 1992 Pro Bowl.

Cecil played his college football at the University of Arizona. He began his collegiate career as a walk-on and earned numerous honors. He was a two-time All-Pac-10 first team selection and was named All-American by Football News, UPI, Kodak and Walter Camp. He was named Pac-10 Defensive Player of the Year in 1987. Following a career in which he intercepted 21 passes, Cecil was inducted into the University of Arizona Sports Hall of Fame in 1993 and was ultimately inducted into the NCAA Football Hall of Fame class of 2009.

Cecil and his wife, Carrie, are avid philanthropists. Groups they support include All-Pro Dad, Ordinary Hero, Ten-Days Missions and the Nashville Rescue Mission for women and children. Additionally, they orchestrated the Cecil Family Golden Hour Golf Classic for The UMC Level One Trauma Center in Tucson, Ari.

The Cecils maintain homes in both California and St. Louis with their 11-year old daughter, Charli Alleene, dogs, Wilbur, Zeus and Daisy and a cat, Otis.

CHUCK CECIL, AT A GLANCE

2015-	LOS ANGELES/ST. LOUIS RAMS Senior Defensive Assistant
2012-14	ST. LOUIS RAMS Secondary
2009-10	TENNESSEE TITANS Defensive Coordinator

2007-08	TENNESSEE TITANS Defensive Backs
2004-06	TENNESSEE TITANS Safeties and Nicklebacks
2001-03	TENNESSEE TITANS Defensive Assistant/ Quality Control



ASSISTANT OFFENSIVE LINE ANDY DICKERSON

College: Tufts

NFL Coaching Year: 10

Rams Coaching Year: 5



Andy Dickerson enters his fifth season as the Rams' assistant offensive line coach. He came to the Rams after serving in similar roles with the Cleveland Browns and New York Jets.

For the third-consecutive year, the Rams boasted one of the NFL's top rookie runners in 2016. The Rams' offensive line blocked for Offensive Rookie of the Year and rookie Pro Bowler Todd Gurley to rush for 1,106 yards, which placed him third in the NFL in rushing yards. The Rams finished seventh in the NFL in rushing offense and allowed the fewest sacks in the league (18).

With the help of the St. Louis offensive line, RB Tre Mason finished second among all rookies and led the Rams with 765 rushing yards in 2015. As a team, St. Louis averaged 102.2 rushing yards per game, giving them at least 100 yards per game in each of Dickerson's three seasons with the Rams.

In 2013, St. Louis averaged 21.8 points per game, the club's highest point total since 2006, and the team's offensive line had a great impact on the team's play. RB Zac Stacy rushed for 973 yards, third most by a rookie in team history. Over the last 11 games, only six NFL backs rushed for more yards than Stacy. In the passing game, the Rams allowed 36 sacks in 2014, the eighth lowest total in the NFL.

In his first season with the Rams, Dickerson helped guide an offensive line that allowed just 35 sacks after giving up 55 the previous year. St. Louis' offensive line was forced to deal with its share of adversity as nine different linemen started at least one game. The unit led the league in sacks allowed after seeing significant action from five rookies.

Dickerson spent the 2011 season with the Jets as a coaches' assistant. He first broke into coaching as a member of their staff from 2006-08, with coaches' assistant and defensive quality control responsibilities. He also spent two years with the Cleveland Browns, serving as assistant offensive line coach in 2010 and defensive quality control in 2009.

Before joining the Jets staff, Dickerson worked in the operations department of the New England Patriots, first as an intern in 2004 and then on a full-time basis the following year. He began his NFL career with the Washington Redskins as a training camp intern in 2003 before spending that season as a graduate assistant on the offensive staff at Tufts University.

Dickerson played collegiate football at Tufts from 1999-2002. He also performed in the shot put, discus and hammer throw on the school's track and field squad. Before that, he was a three-sport captain in football, wrestling, and track and field at Tower Hill School in his hometown of Wilmington, Del.

ANDY DICKERSON, AT A GLANCE

2012-	LOS ANGELES/ST. LOUIS RAMS Assistant Offensive Line
2011	NEW YORK JETS Coaches' Assistant
2010	CLEVELAND BROWNS Assistant Offensive Line
2009	CLEVELAND BROWNS Defensive Quality Control

2006-08	NEW YORK JETS Coaches' Assistant/Defensive Quality Control
2004-05	NEW ENGLAND PATRIOTS Operations Intern/Assistant
2003	TUFTS Graduate Assistant



DEFENSIVE BACKS BRANDON FISHER

College: Montana

NFL Coaching Year: 5

Rams Coaching Year: 4



Brandon Fisher enters his fifth season with the Rams, and second leading the defensive backs. Originally, Fisher joined the Rams in 2012 and spent his first three seasons assisting Chuck Cecil with the secondary.

The Rams' secondary entered the 2015 campaign with solid depth full of young, emerging talent. Third-year pro CB Janoris Jenkins posted a team-leading 13 pass breakups opposite of CB Trumaine Johnson who finished the season tied for third in the NFL with seven interceptions, one of which he returned for a touchdown. The Rams tied for 10th in the NFL in takeaways despite key injuries to CB E.J. Gaines and S T.J. McDonald. Although McDonald missed five games, he still managed to post 80 tackles alongside S Rodney McLeod who enjoyed his first 100-tackle campaign.

The versatile secondary was supplemented by CB Lamarcus Joyner who manned the slot, and second-year pros CB Marcus Roberson and S Maurice Alexander who contributed as spot starters late in the season.

Throughout Fisher's first three seasons with the club, he tutored Jenkins who returned two touchdowns for interceptions during the 2014 season and has six total defensive scores since he entered the NFL in 2012. That number marks the most defensive touchdowns by any player in the NFL during that time period.

Fisher also had a big hand in developing Gaines, who started the first 15 games of his rookie season after joining the club as a sixth-round draft pick. Gaines led the Rams with 14 pass breakups and intercepted two passes in 2014. Jenkins and Gaines were joined at the cornerback position by Johnson, who missed seven games to injury, and Joyner, who was the team's nickelback for the first half of the season.

In 2014, Fisher oversaw a breakout year from McDonald, who was the Rams' third leading tackler while breaking up eight passes and played every defensive snap. McLeod

finished fifth among Rams in tackles and has started 32 consecutive games. S Mark Barron, a midseason pickup, posted 3.0 sacks in nine games with St. Louis.

In 2012, Fisher helped guide a secondary that was one of the best in the NFL at limiting big plays. St. Louis allowed just 36 completions of 20 yards or more in Fisher's first season in St. Louis, which was the second-lowest total in the league.

As a rookie under Fisher, Jenkins tied an NFL rookie record with three interceptions returned for touchdowns. Jenkins started all 16 games and was named to Pro Football Weekly's All-Rookie Team. Johnson also had two interceptions as a rookie, while veteran Cortland Finnegan posted three picks. S Quintin Mikell was third among Rams with 114 tackles, and Craig Dahl enjoyed his first 100-tackle season of his career.

Fisher spent the 2011 season with the Detroit Lions as an assistant to the defensive coaching staff. He was part of a Lions staff that led the club to the franchise's first playoff appearance since 1998. Fisher spent part of the 2010 season helping the Tennessee Titans' offensive coaching staff.

Fisher was a standout linebacker at the University of Montana where he played in 54 games (30 starts) and finished with 169 career tackles. As a senior, he was a second team All-Big Sky Conference pick and helped lead the Grizzlies to a 14-1 record with their only loss being to Villanova (23-21) in the Football Championship Subdivision title game. Fisher began his collegiate career as a safety, but began the transition to linebacker in 2008.

As a business marketing major at Montana, Fisher was named to the All-District 7 academic squad with a 3.9 GPA as well the as FCS Athletic Director Association's Academic All-Star team. He was also a three-time all-league academic team selection. Fisher is the son of Rams Head Coach Jeff Fisher.

BRANDON FISHER, AT A GLANCE

2015-

LOS ANGELES/ST. LOUIS RAMS

Defensive Backs

2012- 14

ST. LOUIS RAMS

Assistant Secondary

2011

DETROIT LIONS

Defensive Assistant



HEAD STRENGTH & CONDITIONING ROCK GULLICKSON

College: Moorhead State (Minn.)

NFL Coaching Year: 17

Rams Coaching Year: 8



Rock Gullickson enters his eighth season as the strength coach for the Rams. Upon joining the Rams in 2009, Gullickson headed up a dramatic reconstruction of the weight room and shifted the program emphasis to training for power and explosiveness. Gullickson changed the entire layout by creating free weight stations that allow players to move easily from station to station. He also created a team-orientated strength and conditioning program that focused on the shared experience of the program. Emphasis is placed on increasing strength levels with modifications based on specific player needs.

Before joining the Rams, Gullickson occupied a similar position with the Green Bay Packers from 2006-2008. In 2007, Gullickson was named NFL Strength Coach of the Year, an award that is given based on a vote of all 32 strength and conditioning coaches in the NFL.

Soon after his arrival in Green Bay, Gullickson helped restructure the Packers' weight room, adding new free weight equipment and adjusting the layout of the conditioning area. Gullickson followed a similar template when he was at Montana State, designing a weight room facility that was a feature of the football program that won the 1984 National Collegiate Division I-AA championship.

Gullickson made his NFL coaching debut in 2000 with the New Orleans Saints, serving as strength and conditioning coach through the 2005 season.

Before joining the Saints, Gullickson spent 22 years as a collegiate coach. His last collegiate stop was at the University of Louisville from 1998-99. Gullickson served as strength and conditioning coach at the University of Texas from 1993-97, working with future NFL players, including Ricky Williams, Priest Holmes and Casey Hampton.

Rock joined the Longhorns after stints at Rutgers (1990-92) and Montana State (1982-89). At Montana State, Gullickson became the first full-time strength and conditioning coach in the history of the Big Sky Conference.

In 1981, Gullickson was named strength coach and weight room instructor at South Dakota State, where he received his master's degree. Gullickson spent two seasons (1979-80) at Mayville State in Mayville, N.D., where he was an assistant football coach, head track and field coach, and strength coach.

A graduate of Moorhead State, Gullickson made his coaching debut at his alma mater as strength coach in 1978. Gullickson was a three-year starter at guard and team captain for the Dragons, earning All-Northern Sun Conference recognition and was an Associated Press Division III All-American in 1977.

A native of Moorhead, Minn., Gullickson is married to Terry.

ROCK GULLICKSON, AT A GLANCE

2009-	LOS ANGELES/ST. LOUIS RAMS Head Strength & Conditioning
2006-08	GREEN BAY PACKERS Strength & Conditioning Coordinator
2000-05	NEW ORLEANS SAINTS Strength & Conditioning
1998-99	UNIVERSITY OF LOUISVILLE Strength & Conditioning
1993-97	UNIVERSITY OF TEXAS Strength & Conditioning
1990-92	RUTGERS UNIVERSITY Strength & Conditioning

1982-89	MONTANA STATE UNIVERSITY Strength & Conditioning
1981	SOUTH DAKOTA STATE UNIVERSITY Strength Coach & Weight Training Instructor
1979-80	MAYVILLE STATE UNIVERSITY Strength Coach/Assistant Football Coach
1978	MOORHEAD (Minn.) STATE UNIVERSITY Strength Coach



WIDE RECEIVERS/ PASSING GAME COORDINATOR **MIKE GROH**

College: Virginia

NFL Coaching Year: 5

Rams Coaching Year: 1



Mike Groh enters his first season with the Los Angeles Rams after being named passing game coordinator/wide receivers coach this offseason. He spent the previous three seasons coaching receivers for the Chicago Bears (2013-15).

In Chicago, the Bears had three 1,000-yard receiving seasons under Groh with Alshon Jeffery reaching the mark in both 2013 (1,421) and 2014 (1,133) and Brandon Marshall reaching the plateau in 2013 (1,295). Jeffery finished ninth in the NFL in receiving yards (3,361) over the last three seasons under Groh's leadership.

During Groh's first season with the club, Jeffery also set the franchise record for receiving yards in a single game with 218 vs. New Orleans on Oct. 6 before breaking it later that season at Minnesota on Dec. 1 with 249 yards. Jeffery is the only player in franchise history with multiple 200-yard receiving games and just the eighth player in NFL history to have two 200-yard receiving games in the same season.

As a team, Chicago's offense produced three of the top five highest passing marks in franchise history during Groh's tenure with 4,450 gross passing yards in 2013 (first), 4,035 in 2014 (third) and 3,843 last season (fourth). In 2013, the Bears offense also set franchise marks for net passing yards (4,281) and passer rating (96.9), first downs (344) and passing first downs (215). The 445 points scored by the Bears that season are second-most in team history.

Prior to joining the Bears, Groh spent two seasons as Alabama's wide receivers coach and recruiting coordinator, helping lead the Crimson Tide to back-to-back national championships, his third overall at Alabama after serving as the offensive graduate assistant in 2009. In between his stints at Alabama, Groh spent the 2010 season as the quarterbacks coach at Louisville.

Groh coached at his alma mater, Virginia, for eight seasons (2001-08), including the final three years as the offensive coordinator for the Cavaliers. Groh started as the wide receivers coach before he added the role of overseeing the quarterbacks in 2003. He also added the title of recruiting coordinator in 2005. As the starting quarterback at Virginia in 1994-95, he is the only signal caller in school history to lead the Cavaliers to nine wins and a bowl victory in consecutive seasons.

Groh played his final season at Virginia as a graduate student, after receiving his undergraduate degree in rhetoric and communication studies from Virginia in 1995. He attended the Baltimore Ravens training camp as a free agent in 1996 and later played in the World League for the Rhein Fire in 1997.

He is the son of Al Groh, a former head coach of the New York Jets and a longtime NFL assistant. In 2000, he served on his father's staff as an offensive assistant/quality control coach for the Jets.

MIKE GROH, AT A GLANCE

2016-	LOS ANGELES RAMS Passing Game Coordinator/Wide Receivers	2006-08	VIRGINIA Offensive Coordinator
2013-15	CHICAGO BEARS Wide Receivers	2005	VIRGINIA Wide Receivers/Quarterbacks/Recruiting Coord
2011-12	ALABAMA Wide Receivers/Recruiting Coordinator	2003-04	VIRGINIA Wide Receivers/Quarterbacks
2010	LOUISVILLE Quarterbacks	2001-02	VIRGINIA Wide Receivers
2009	ALABAMA Offensive Graduate Assistant	2000	NEW YORK JETS Offensive Assistant/Quality Control



DEFENSIVE QUALITY CONTROL JEFF IMAMURA

College: Texas Christian

NFL Coaching Year: 10

Rams Coaching Year: 2



Jeff Imamura is entering his second season serving as the defensive quality control coach.

During Imamura's first season with the Rams, the defense tied for 10th in the NFL in takeaways, were sixth in third-down defense and 11th in sacks, despite injuries to key starters. Imamura's primary responsibilities include working directly with defensive coordinator Gregg Williams on day-to-day defensive operations and activities and also assisting the team's secondary coaches.

Previously, Imamura spent eight seasons with the Minnesota Vikings, where he held various roles on the defensive staff. From 2012-13, Imamura was the assistant secondary - safeties coach. The 2012 defensive unit allowed 64 fewer points to opposing offenses to rank 16th in the NFL, an 11-position improvement from 2011. During that season, the defense held opponents to 14-or-less points in six games, winning all six.

From 2006-2011, Imamura was a defensive assistant – linebackers coach for the Minnesota Vikings. The linebacker corps was the most consistent unit for the defense in 2010, with Chad Greenway leading the team in tackles for a third-consecutive season and ranking first in the NFC and fourth in the NFL in total tackles. From 2006-08, no NFL defense allowed fewer rushing yards per game than Minnesota, and the Vikings ranked second in the NFL in rushing defense in 2009. Greenway, E.J. Henderson and Heath Farwell all went to Pro Bowls during that time frame, and Minnesota earned NFC North titles in 2008 and 2009.

Between his time in Minnesota and St. Louis, Imamura spent the 2014 season at Minot State in Minot, North Dakota where he coached linebackers. The 2014 season

was capped with two of Imamura's starters earning all-conference honors for the Beavers in their first year playing the position.

Before joining the Vikings, Imamura coached outside linebackers at Saginaw Valley (MI) State University in 2003. He helped build the Cardinals' defense into a national leader as the unit ranked seventh in the country in scoring defense, 12th in turnover margin and 22nd in the country in passing defense. The Cardinals' OLBs accounted for over 60 percent of the team's sacks on the season. SVSU won the Great Lakes Conference regular season title with an 11-0 record, and finished the regular season ranked no. 1 in the nation and advanced to the NCAA Division II quarterfinals.

Imamura spent the previous three seasons (2000-02) at Northern Arizona University coaching the defensive line. NAU advanced to the Division I-AA playoffs in 2001 for only the second time in school history. In 2001, Imamura helped lead a Lumberjacks defense that finished first in the Big Sky Conference and 15th in the nation against the run as they gave up 107.8 yards per game on the ground and allowed a conference-low 12 rushing touchdowns.

A 1997 graduate of Texas Christian University, Imamura got his start in the coaching profession at TCU as a defensive assistant from 1997-99, where he assisted the Horned Frogs' DBs coach and defensive coordinator. TCU beat USC in the 1998 Sun Bowl to earn the school's first bowl victory since the 1957 Cotton Bowl and in 1999 earned a share of the WAC title and a bowl bid.

Imamura earned his degree in finance at TCU. Imamura resides in Los Angeles.

JEFF IMAMURA, AT A GLANCE

2015-	LOS ANGELES/ST. LOUIS RAMS
2014	Defensive Quality Control
2012-13	MINOT STATE
2006-11	Linebackers
	MINNESOTA VIKINGS
	Assistant Secondary - Safeties
	MINNESOTA VIKINGS
	Defensive Assistant - Linebackers

2003	SAGINAW VALLEY STATE
2000-02	Outside Linebackers
	NORTHERN ARIZONA
	Defensive Line
1997-99	TEXAS CHRISTIAN UNIVERSITY
	Defensive Assistant



TIGHT ENDS JOHN LILLY

College: Guilford

NFL Coaching Year: 1

Rams Coaching Year: 1



John Lilly joined the Los Angeles Rams this spring, where he will coach tight ends.

Before joining the Rams, Lilly coached tight ends at the University of Georgia from 2008-2015. During his eight seasons at UGA, the Bulldogs won 74 games, including five bowl victories and two SEC East titles. He was part of an offensive staff that led Georgia to the 2014 SEC scoring offense title (41.3 ppg) and three straight record-setting seasons in the following categories: Total yards in a season (6,547 in 2012, 6,294 in 2013 and 5,964 in 2014); Average yards/game (467.64 in '12, 484.2 in '13, 458.8 in '14); and Most touchdowns in a season (72 in 2012, 58 in '13, 70 in '14).

Lilly served as the Bulldogs interim offensive coordinator during their bowl games following the 2014 and 2015 seasons, both of which were victories.

At UGA, Lilly coached several star tight ends including Arthur Lynch (2009-13), a fifth-round draft pick of the Miami Dolphins; Orson Charles, a 2009 Freshman All-American, a consensus All-SEC tight end, and fourth round draft choice of the Cincinnati Bengals.

Lilly also headed up the Bulldogs' punt team since his arrival in Athens and in 2009 the unit, led by Consensus All-American and Ray Guy Award winning Punter Drew Butler, was first in the nation in Net Punting with an average of 41.95 yards per punt. In 2010, Georgia finished fourth nationally in Net Punting with a 40.6 yard average.

Prior to joining Georgia's staff, Lilly served as the tight ends coach and recruiting coordinator at Florida State University

from 1998-2007. He added the duty of Offensive Special Teams Coordinator in 2014.

Lilly's tight ends at FSU were a productive part of the Seminole offense. In 2006, charges recorded 38 catches, the most receptions as a group since 1990 and second-most receptions in FSU history by the tight end position. In 2006, he coached Brandon Warren, the first tight end in school history to receive freshman All-America honors and only the third tight end ever at FSU to receive All-America recognition. In 2005 and '06 his tight ends registered back-to-back seasons with 30 or more catches for the first time since 1990 and '91.

Under Lilly's direction, four of FSU's recruiting classes between 2002 and 2007 were ranked in the top four in the nation. Prior to being named recruiting coordinator and tight ends coach, Lilly served as a graduate assistant (1996-97) and videographer (1995) at FSU. He was an assistant coach at Northwest Guilford High School in Greensboro, N.C., from 1991-94.

Lilly played quarterback, wide receiver and special teams for Guilford and was the recipient of the Golden Helmet Award as the ideal Guilford College player as a senior. He was a Dean's List student all four years at Guilford and was chosen team captain as a senior.

Lilly is married to the former Cheryl Brown of Tallahassee, Fla. They have one daughter, Allison Catherine, 4, and one son, Caleb Jackson, 3. Lilly is a native of Beckley, West Virginia.

JOHN LILLY, AT A GLANCE

2016- LOS ANGELES RAMS
Tight Ends
2008-15 GEORGIA
Linebackers

1998-2007 FLORIDA STATE
Tight Ends/Recruiting Coordinator
1996-97 FLORIDA STATE
Graduate Assistant



RUNNING BACKS SKIP PEETE

College: Kansas

NFL Coaching Year: 18

Rams Coaching Year: 1



In January, Rams Head Coach Jeff Fisher hired Skip Peete, a veteran of 18 seasons as an NFL assistant, to coach the Rams' running backs. Peete inherits a group led by Todd Gurley, who earned Pro Bowl honors as a rookie while finishing third in the NFL with 1,106 rushing yards last season.

Prior to his arrival in Los Angeles, Peete spent two seasons coaching Chicago's running backs. In his two years with the Bears (2013-14), Matt Forte led the NFL in yards from scrimmage (3,779) and was fourth in the league in rushing yards (2,377). Forte's 22 total touchdowns during those two seasons were 10th in the NFL. Peete also worked with Forte in his receiving game as his 176 receptions during those two seasons were eighth most in the NFL overall and tops among running backs. Forte's 1,402 receiving yards during those two seasons were also best among NFL running backs.

In 2014, Peete helped Forte set an NFL single-season record for receptions by a running back with 102. Under Peete's tutelage, Forte added 1,038 rushing yards in 2014 to become one-of-two players in NFL history with 1,000 rushing yards and 100 receptions in a single season along with LaDainian Tomlinson (2003 with San Diego).

In 2013, with the aid of Peete's coaching, Forte was named to his second-career Pro Bowl after finishing second in the NFL with 1,339 rushing yards and third with 1,933 yards from scrimmage. Both were career-bests for Forte ranking ninth and fifth, respectively, in single-season franchise history and most among players other than Hall of Famer Walter Payton. With Peete's guidance, Forte added a career-best nine rushing touchdowns in 2013, which were tied for the sixth most in the NFL and his 12 overall touchdowns also tied a career-high.

Peete joined the Bears after a six-year stint with the Dallas Cowboys (2007-12). During his tenure in Dallas, the Cowboys rushing attack set a franchise single-season record in 2009 with a 4.8 yards per carry average (2,103 yards on 436 attempts), which ranked second in the NFL that season. Dallas' 131.4 rushing yards per game was seventh in the league in 2009. His 2011 squad finished with the ninth-highest rushing average in franchise history at 4.4 yards per attempt (1,807 yards on 408 carries).

In 2009, under Peete's guidance, Felix Jones established a single-season franchise mark averaging 5.9 yards per carry (685 yards on 116 attempts). His rushing average led the league in 2009 and is 10th highest in NFL single-season

annals among running backs since the 1970 merger. DeMarco Murray's 5.5 rushing average (897 yards on 164 attempts) in 2011 is third-highest in single-season franchise history and was third-highest in the NFL that season (second among running backs). It is the seventh highest rushing average by a rookie since 1970 and fifth highest during that time among rookie running backs.

In his first season with the club in 2007, Peete helped Marion Barber to his first career Pro Bowl nod as Barber rushed for a career-high 975 rushing yards to go along with 10 touchdowns.

Prior to his time in Dallas, Peete spent nine seasons (1998-2006) coaching running backs with the Oakland Raiders. During that time, Peete directed Tyrone Wheatley (1,046 in 2000) and LaMont Jordan (1,025 in 2005) to career highs in rushing yards. The 1,000-yard rushing seasons are two of just 14 such occurrences in franchise history and rank 10th and 11th, respectively in Raiders annals. Oakland led the league in rushing in 2000 averaging 154.4 yards per game, ninth best in franchise history.

During the Raiders 2002 AFC Championship season, Charlie Garner had 941 receiving yards on 91 receptions, fourth and fifth most all-time in NFL single-season history among running backs.

Before coming to the NFL, Peete spent 10 years (1988-1997) in the collegiate coaching ranks. He began his career at the University of Pittsburgh as a graduate assistant in 1988 before coaching the wide receivers for two seasons. He was the Panthers running backs coach for his final two seasons at Pittsburgh, coaching future NFL Hall of Famer Curtis Martin. Peete went on to coach the wide receivers at Michigan State (1993-94) and Rutgers (1995) before coaching the running backs at UCLA for two seasons (1996-97).

Collegiately, Peete played two seasons at Arizona (1981-82) before transferring to Kansas. During his time at Kansas, Peete was an All-Big Eight wide receiver (1985) and was voted team captain in his senior year of 1986. He played wide receiver and special teams for one season in the NFL with the New York Jets.

Peete's father, Willie, is a longtime college and NFL coach. His brother, Rodney, is a former NFL quarterback, who played 16 seasons. A Phoenix native, Peete and his wife, Rebeca, have twins, son Reeco and daughter Gisele.

SKIP PEETE, AT A GLANCE

2016-	LOS ANGELES RAMS	1995	RUTGERS
	Running Backs		Wide Receivers
2013-14	CHICAGO BEARS	1993-94	MICHIGAN STATE
	Running Backs		Wide Receivers
2007-12	DALLAS COWBOYS	1991-92	UNIVERSITY OF PITTSBURGH
	Running Backs		Running Backs
1998-2006	OAKLAND RAIDERS	1988-90	UNIVERSITY OF PITTSBURGH
	Running Backs		Wide Receivers
1996-97	UCLA		
	Running Backs		



ASSISTANT DEFENSIVE LINE CLYDE SIMMONS

College: Western California

NFL Coaching Year: 5

Rams Coaching Year: 4



Clyde Simmons, who was one of the NFL's top defensive ends during his 15-year playing career, enters his fifth season as the Rams' assistant defensive line coach.

In four years with the Rams, Simmons has helped oversee one of the top defensive lines in the NFL. Simmons has helped tutor DT Aaron Donald, who has put together back-to-back Pro Bowl honors in his first two seasons, in addition to earning AP Defensive Rookie of the Year honors in 2014. On the edge of the line, DE Robert Quinn has enjoyed two consecutive Pro Bowl berths and First-Team All-Pro honors following the 2013 and 2014 seasons.

Despite injuries to two key starters on the edge in Quinn and DE Chris Long in 2015, the Rams saw solid production from Will Hayes who notched 41 quarterback pressures and 5.5 sacks. Hayes has played in 62 games with the Rams since 2012 and has collected 21.5 of his 29.5 career sacks under the guidance of Simmons.

The Rams finished third in the NFL in sacks in 2013 after St. Louis tied for the league lead in the category a year earlier. Quinn was named First-Team All-Pro and went to his first Pro Bowl last season after recording a Rams record 19.0 sacks in a single season. No pair of teammates in the NFL had more sacks that season than the 27.5 that Quinn and Long combined for. The Rams also ranked ninth in the NFL against the run in 2013.

In his first season in St. Louis, Simmons helped tutor a defensive line that was one of the strongest units on the team. The Rams tied for the NFL lead with 52 sacks, paced by 11.5 from Long and 10.5 from Quinn. In addition, Brockers was named to Pro Football Weekly's All-Rookie Team.

Simmons, a two-time Pro Bowler and two-time First-Team All-Pro, broke into the coaching ranks in 2010 when he spent the season as a coaching intern with the New York Jets. During his time on Rex Ryan's staff, Simmons worked mostly with the defensive line.

Simmons' playing career included stints with the Eagles (1986-93), Cardinals (1994-95), Jaguars (1996-97), Bengals (1998) and Bears (1999-2000). He racked up 121.5 career sacks, which ranks 16th in NFL history entering the 2014 season. Simmons led the NFL with 19 sacks in 1992.

After retiring as a player following the 2000 season, Simmons spent time working as a private mortgage officer and as a probation officer in Georgia. He also coached at Greater Atlanta Christian High School in Norcross, Ga.

A native of Wilmington, N.C., Simmons starred at Western Carolina before the Eagles selected him in the ninth round of the 1986 draft. He is a member of the Greater Wilmington Sports Hall of Fame.

CLYDE SIMMONS, AT A GLANCE

2012- LOS ANGELES/ST. LOUIS RAMS
Assistant Defensive Line

2010 NEW YORK JETS
Coaching Intern



ASSISTANT WIDE RECEIVERS **KENAN SMITH**

College: Sacramento State

NFL Coaching Year: 3

Rams Coaching Year: 3



Kenan Smith enters his third season with the Rams, and first as assistant wide receivers coach. Previously, Smith served as an offensive assistant for two seasons, working primarily with the team's wide receivers and tight ends. During the last four games of the 2015 season, Smith served as the interim Tight Ends coach.

As an offensive assistant, Smith was primarily responsible for assisting in pass game planning, running the practice scout teams, film breakdown and helping mentor the wide receivers and tight ends.

Prior to his arrival in St. Louis, Smith spent three seasons as an assistant coach at Butler, where he was responsible for the Bulldogs' receivers. During Smith's time at Butler, the Bulldogs won back-to-back Pioneer Football League titles ('12 and '13). In 2013, Butler made the FCS playoffs for the first time in school history. Smith coached the PFL's leading receiver in two out of his three years with Butler.

Smith joined the Butler staff after spending one season as a graduate assistant coach in charge of wide receivers at

Anderson University. He also served as a football operations volunteer intern at Ball State during the summer of 2010.

A two-sport athlete at Sacramento State (1999-2003), Smith began his post-graduation career as a marketing intern in the athletic department at the University of Michigan. He served as Assistant Director of Marketing & Promotions at Michigan from 2006 to 2009. His duties at Michigan included working with football, men's basketball, women's basketball, corporate hospitality and managing the student intern program.

Smith was an all-conference wide receiver in football and a sprinter on the track team as an undergraduate at Sacramento State. He served as a football team captain as a senior and finished his collegiate career ranked in the school's "Top 10" list for all-time receptions. Off the field, he served for three years on the NCAA Division I Student-Athlete Advisory Committee. Smith earned a degree in Business Administration from Sacramento State in 2005, and he's done additional work toward a Master's Degree in Business Administration at Anderson.

KENAN SMITH, AT A GLANCE

2016-	LOS ANGELES RAMS Assistant Wide Receivers
2014-15	ST. LOUIS RAMS Offensive Assistant
2011-13	BUTLER UNIVERSITY Wide Receivers

2010	ANDERSON UNIVERSITY Graduate Assistant
2010	BALL STATE UNIVERSITY Football Operations Intern



OFFENSIVE ASSISTANT
BARRETT TROTTER

College: Auburn

NFL Coaching Year: 2

Rams Coaching Year: 2



Barrett Trotter enters his first season as offensive quality control coach, after spending the 2015 season as an offensive assistant on the Rams coaching staff.

In this role, Trotter is responsible for breaking down film of upcoming opponents, self-scouting the Rams and leading the scout team defense in practice, as well as assisting with the quarterbacks.

Trotter originally joined the Rams in 2013 and worked in a dual capacity with football operations and as a scouting assistant. In this role, Trotter evaluated players and was responsible for gathering and tracking player information in preparation for the draft. Additionally, he helped coordinate

daily football operations as well as the team's travel, serving as the advance point person for all of the Rams' road trips.

A native of Birmingham, Ala., Trotter played quarterback at Auburn University. He was a backup to Heisman Trophy winner Cam Newton during the Tigers' 2010 National Championship season. He started seven games in 2011 and helped Auburn to a win over Virginia in the Chick-Fil-A Bowl. In 2012, Trotter attended the Rams rookie minicamp on a tryout basis. Prior to joining St. Louis, Trotter was a graduate assistant coach at Arkansas State.

BARRETT TROTTER, AT A GLANCE

2016-	LOS ANGELES RAMS Offensive Quality Control	2015	ST. LOUIS RAMS Offense Assistant
-------	--	------	--



DEFENSIVE LINE **MIKE WAUFLE**

College: Utah State

NFL Coaching Year: 19

Rams Coaching Year: 5



Mike Waufle is widely regarded as one of the best in the NFL at his craft, and the results produced by his position group during Waufle's four seasons in St. Louis give merit to such opinions.

Since 2012, the Rams have recorded 186 sacks as a team, which is tied for first in the NFL with the Denver Broncos over that time period.

After a stellar rookie season, DT Aaron Donald surpassed his previous marks in 2015 on his way to his second-consecutive Pro Bowl in as many seasons. Donald's 11 sacks tied Cincinnati's Geno Atkins and Carolina's Kawaan Short for most sacks by a defensive tackle in the NFL, in addition to leading the team in tackles for loss (22) and quarterback pressures (49). Donald finished a half sack short of tying D'Marco Farr's franchise record for most sacks in a season by a defensive tackle. Donald's 20 sacks over the last two seasons is tied for the NFL lead among all 4-3 defensive tackles and is the most by any interior linemen over that time span.

Despite injuries to DEs Robert Quinn and Chris Long, Waufle guided seven-year pro Will Hayes to one of his most productive seasons of his career. Hayes notched 5.5 sacks and 41 quarterback pressures on the season, second only to Donald.

The Rams sent two players to the Pro Bowl following the 2014 season in DE Robert Quinn and Donald. Donald was named AP Defensive Rookie of the Year after leading all NFL rookies with 9.0 sacks last season. His sack total was the second highest among all NFL defensive tackles, trailing only Buffalo's Marcell Dareus, who posted 10.0 sacks. Donald's 9.0 sacks are the sixth most by a rookie defensive tackle since the stat became official in 1982, and only three Rams interior rushers have posted more sacks in a season than Donald's 2014 total. He received the Pro Football Writers of America's NFL Defensive Rookie of the Year award.

Quinn went to his second-straight Pro Bowl a year ago after leading the Rams with 10.5 sacks. It was Quinn's third-consecutive season in double digits in the category. Quinn has registered 40 sacks under Waufle's guidance, which ranks third in the NFL over the last three seasons.

Waufle is in his fifth season as the Rams' defensive line coach, and 2016 marks the 19th season in which he's coached the position at the NFL level. In his first 18 NFL seasons, Waufle's teams have finished in the top 10 in sacks nine times, including the 2013 campaign when the Rams finished third in the category.

Waufle's unit was one of the strengths of the Rams in 2013. While St. Louis was third in sacks, they finished second in sacks per pass play. Quinn led the NFC and finished second in the NFL with a Rams-record 19.0 sacks. Quinn was named First-Team All-Pro, captained one of the Pro Bowl squads and was the Pro Football Writers of America's NFL Defensive Player of the Year. Quinn and Chris Long (8.5) combined for 27.5 sacks, most by any pair of teammates that season. The Rams had five different linemen record at least five sacks in 2013.

The success of the St. Louis defensive line was not limited to the pass. Waufle's group also helped pace the NFL's ninth-ranked run defense, which marked the team's first top-10 finish in the category since 2001.

In Waufle's first season with the Rams, St. Louis tied for the league lead in sacks and finished first outright in sacks per pass play. Long (11.5) and Quinn (10.5) gave the Rams a pair of double-digit sackers for the first time since 2000. In addition, DT Michael Brockers was named to Pro Football Weekly's All-Rookie team, and DE William Hayes reached a new career high with 7.0 sacks.

Waufle joined the Rams after a two-year stint with the Oakland Raiders. In 2010, Waufle's first year in Oakland, the Raiders finished tied for second in the NFL in sacks with 47, just one off the pace of Pittsburgh's league-leading total of 48. Like the Rams did in 2012, Oakland led the NFL in sacks per pass play in 2010. DT Richard Seymour went to the Pro Bowl following both of his seasons.

From 2004-09, Waufle served as defensive line coach with the New York Giants and helped guide some of the NFL's top pass rushers. The Giants led the NFL in sacks in 2007, and their defensive line sacked Tom Brady five times in Super Bowl XLII to help lead New York to a World Championship. Three different defensive ends – Osi Umenyiora (2005, '07), Michael Strahan (2005) and Justin Tuck (2008) – went to the Pro Bowl under Waufle's watch. On Sept. 30, 2007, Waufle's Giants tied the NFL single-game record as they recorded 12 sacks in a win over the Philadelphia Eagles.

Waufle served in the same capacity with the Raiders from 1998-03. He helped Oakland earn three AFC West titles during his first stint with the Raiders, a run that included a 2002 AFC Championship and trip to Super Bowl XXXVII. DT Darrell Russell made two Pro Bowls (1998, '99) during Waufle's first tenure with the Raiders.

Waufle was defensive line coach at the University of California at Berkeley for six years before moving to nearby Oakland. While an assistant at Cal, Waufle was also

recruiting coordinator. Waufle helped develop a number of NFL defensive linemen, including two first rounders in 1996 — Duane Clemons and Regan Upshaw — during his coaching career at Cal. Waufle was defensive line coach at Oregon State from 1990-91 and at UCLA in 1989.

Waufle began his coaching career at Alfred University in New York. He served as defensive line coach at Fresno State from 1985-88. From 1980-84, he was an assistant at Utah State, his alma mater, working one season as secondary coach, two years as offensive line coach and two seasons as defensive line coach.

The Hornell, N.Y., native joined the United States Marine Corps and served from 1972-75. Waufle played at Bakersfield Junior College, where the football team won

the junior college national championship and played in the Junior Rose Bowl in 1976. He then played on the defensive line at Utah State, where he was named captain as a senior. He was awarded the Scholastic/Athletic Excellence Award.

In 2009, Waufle received the Lifetime Achievement Award from the Commandant of the U.S. Marine Corps. General James T. Conway presented Waufle with the prestigious award.

Waufle and his wife Kathy have two daughters: Michele and Marsha, who is married to Sean Peterson. The Waufle family includes two granddaughters, Kiki and Loryn, and one grandson, Luke.

MIKE WAUFLE, AT A GLANCE

2012-	LOS ANGELES/ST. LOUIS RAMS Defensive Line	1989	UCLA Defensive Line
2010-11	OAKLAND RAIDERS Defensive Line	1985-88	FRESNO STATE Defensive Line/ Special Teams
2004-09	NEW YORK GIANTS Defensive Line	1983-84	UTAH STATE Defensive Line
1998-03	OAKLAND RAIDERS Defensive Line	1981-82	UTAH STATE Offensive Line
1992-97	UNIVERSITY OF CALIFORNIA Defensive Line	1980	UTAH STATE Defensive Backs
1990-91	OREGON STATE Defensive Line	1979	ALFRED UNIVERSITY Defensive Line



QUARTERBACKS CHRIS WEINKE

College: Florida State

NFL Coaching Year: 2

Rams Coaching Year: 2



Chris Weinke, one of the most accomplished players in college football history, is in his second season as Rams' quarterbacks coach.

Prior to joining Jeff Fisher's staff in 2015, Weinke spent four years as the director of the IMG Academy football program in Bradenton, Fla. During his tenure with IMG, he helped college prospects prepare for the NFL Draft, including current NFL starting quarterbacks Teddy Bridgewater, Cam Newton, Russell Wilson, Kirk Cousins and Ryan Tannehill.

Weinke enjoyed a seven-year NFL playing career with the Carolina Panthers (2001-06) and San Francisco 49ers (2007). He was a fourth-round draft pick of the Panthers in 2001 and started 19 games for the club, including 15 as a rookie. Weinke was Jake Delhomme's backup on the 2003 team that won the NFC title before suffering a 32-29 loss to the Patriots in Super Bowl XXXVIII.

As a three-year starter at Florida State, Weinke led the Seminoles to a 32-3 record, including a perfect season

in 1999 that culminated with a National Championship. In 2000, Weinke won the Heisman Trophy, was a consensus All-American, earned ACC Player of the Year honors and received the Davey O'Brien Award and the Johnny Unitas Golden Arm Award.

Weinke originally enrolled at Florida State in 1990 but chose to pursue a professional baseball career instead. He was drafted by the Toronto Blue Jays in the second round in 1990 and spent six seasons in the organization. He advanced to the AAA level at the age of 24, Weinke hung up his baseball spikes and returned to Tallahassee to join Bobby Bowden's Seminoles.

A native of St. Paul, Minn., Weinke was the top-rated quarterback in the country as a high school senior and earned Parade All-American honors. He earned a degree in sports management from Florida State in 2000. Weinke has one son, Carter (9), and one daughter, Mallory (7).

CHRIS WEINKE, AT A GLANCE

2015-	LOS ANGELES/ST. LOUIS RAMS	
	Quarterbacks	



DEFENSIVE BACKS DENNARD WILSON

College: Maryland

NFL Coaching Year: 9

Rams Coaching Year: 5



Dennard Wilson is entering his fifth season with the Rams, second as defensive backs coach. He originally joined the club in 2012 as the defensive quality control coach before being promoted in 2015.

In Wilson's first season leading the defensive backs, the young group saw big production. Trumaine Johnson nabbed seven interceptions to finish third in the NFL in the category, while Janoris Jenkins posted a team-leading 13 pass breakups opposite of Johnson. On the backend, Rodney McLeod turned in his first 100 tackle season along with T.J. McDonald who totaled 80 tackles despite missing five games due to injury. The secondary depth lost E.J. Gaines following a solid rookie campaign, which increased reps for second-year pro Lamarcus Joyner who manned the slot along with Marcus Roberson and Maurice Alexander who made strong contributions.

In his previous role, Wilson assisted with the secondary in addition to his responsibilities in breaking down opposing offenses and presenting reports on the opponents' third down packages.

Wilson came to the Rams after spending four seasons as a scout with the Chicago Bears. In his role with the Bears he evaluated pro players as well as arena league standouts to help determine the 53-man roster additions and subtractions. He was also responsible for scouting

the team's opponents, facilitating player workouts, and evaluating the team's needs.

Prior to joining the Bears, Wilson spent one season as a graduate assistant at Maryland where he worked with defensive backs, linebackers and punt returners.

At the conclusion of his playing career, Wilson served as a defensive backs coach and passing game coordinator at DeMatha Catholic High School where he coached Rams S Rodney McLeod.

Wilson was a three-year starter at the University of Maryland where he earned four letters as a defensive back. He was selected as captain for the 2002-2004 seasons and was an All-Atlantic Coast Conference honorable mention in 2004.

In 2004, Wilson signed with the Washington Redskins as an undrafted rookie free agent. Wilson was a member of Washington's practice squad before suffering a season-ending injury. During that season, Wilson played under Rams Defensive Coordinator Gregg Williams, who held a similar position with Washington at the time.

A native of Upper Marlboro, Md., Wilson graduated from the University of Maryland in 2004 with a degree in Communications. Wilson is married to Taihitia.

DENNARD WILSON, AT A GLANCE

2015-	LOS ANGELES/ST. LOUIS RAMS Defensive Backs
2012-14	ST. LOUIS RAMS Defensive Quality Control
2008-11	CHICAGO BEARS Scout

2007-08	MARYLAND Graduate Assistant
2004-06	DEMATHA CATHOLIC HIGH SCHOOL Defensive Backs/Passing Game Coordinator



Donna Ellis is the Executive Assistant to the head coach and the rest of the coaching staff. In this role she assists in the coordination of game week documents, playbooks, acts as a liaison with other departments and provides general support to the coaching staff.

After a 29-year career as a high school special education teacher, Ellis joined the Rams as a volunteer in the community outreach department in 2004. In January of 2005,

College: University of Missouri - St. Louis
NFL Year: 18
Rams Year: 18



she was hired as an executive assistant in coaching and has remained in that position ever since.

Ellis has an undergraduate degree in elementary and special education, a master's degree in special education and a master's degree in elementary administration.

Ellis was born in St. Louis and has two sons, Benjamin and Brian Gabbard.

PLAYER PERSONNEL

2016 MEDIA GUIDE



TAYLOR MORTON

DIRECTOR/PLAYER PERSONNEL



College: Southern Miss
NFL Year: 17
Rams Year: 5



Taylor Morton embarks on his 17th season in the NFL and fifth with the Rams. Morton was promoted to director of player personnel in 2013 after joining the Rams as director of college scouting in 2012. He's involved in the Rams' collegiate and professional scouting efforts, and evaluates the top talent in the country. The player personnel department utilizes the information he collects to assist in making the Rams' NFL draft process as effective as possible.

Morton came to the Rams from the Atlanta Falcons where he served 12 years in the player personnel department. He was responsible for scouting the Southeast for the past 7 seasons, and the Southwest, and Midwest respectively for the club. Prior to becoming a college scout, Morton served in pro personnel as an advance scout for the Falcons opponents, as well as evaluating future free agent pros-

pects for the team, scouting other professional leagues, including the NFL, NFL Europe and the CFL.

Taylor joined the Falcons after coaching eight years in the college ranks. His stints included Auburn University, Hinds CC and Pearl River CC. He began his coaching career at Southern Miss as a student assistant, earning both a master's and a bachelor's degree in Coaching/Sports Administration. Taylor is a native of the Destin, Fla. area where he attended Niceville High School and was a member of the 1988 4A state championship football team.

He and his wife, Carissa, have two sons, Thomas and Joshua. The Morton family resides in Fla.



College: North Carolina A&T
NFL Year: 14
Rams Year: 14



Holmes enters his fourth season as director of college scouting for the Rams, and 14th NFL season.

In this role, he is responsible for evaluating all NFL draft prospects nationwide. Holmes oversees the college scouting department and manages all scheduling and operations for area scouts. He also works collaboratively with the club's personnel directors to improve technological tools and implement overall scouting procedures.

Holmes has held various responsibilities within the Rams player personnel department, most recently as a national scout during the 2012 season. As an area scout, he covered the Northeast region for one season with the rest of his tenure primarily responsible for covering the Southeast region. Prior to becoming an area scout, he also served as the national combine scout mainly responsible for the Midwest area. Holmes originally joined the department as a scouting assistant in 2004, after getting his start with the club as a public relations intern in 2003.

In 2014, Holmes was selected to participate in the NFL Career Development Symposium at the Wharton School of Business in Philadelphia.

Holmes graduated cum laude with a Bachelors of Science in Journalism and Mass Communications from North Carolina A&T in 2002. He was voted team captain and served as a four-year letterman for the Aggies at defensive tackle, as they won the 1999 Mid-Eastern Athletic Conference and Black College National Championship.

A native of Tampa, Fla., Holmes was named 1997 first-team All-County and All-Conference at defensive tackle for Chamberlain High.

Brad's father, Mel Holmes, played guard for the Pittsburgh Steelers from 1971-73. Holmes and his wife, Lisa, live in Atlanta, Ga.



College: University of Florida
NFL Year: 12
Rams Year: 5



Ran Carthon enters his fifth season as director of pro personnel with the Rams. In his role, Carthon manages the pro scouting department in evaluating players among the professional leagues while continuing his duties of advance scouting of the Rams' upcoming opponents. In addition, he prepares the club for acquisitions through free agency, trades and the daily waiver wire. Carthon also cross checks top college prospects.

In 2013, Carthon was selected to participate in the NFL Career Development Symposium at the Wharton School of Business in Philadelphia.

Carthon joined the Rams after spending four seasons as a pro scout with the Atlanta Falcons. In Atlanta, Carthon worked closely with Rams General Manager Les Snead, who was the Falcons' director of player personnel during Carthon's tenure with the club.

Prior to his time in Atlanta, Carthon enjoyed a three-year playing career in the NFL. He broke into the league as an undrafted rookie with the Indianapolis Colts in 2004 and played with the club through the 2006 campaign.

Carthon was a standout running back at the University of Florida (1999-2003) where he competed in five bowl games over his collegiate career and was part of the Gators 2000 SEC Championship team. Carthon's father, Maurice, played in the NFL with the New York Giants and Indianapolis Colts. His father held coaching positions with the New England Patriots, New York Jets, Detroit Lions, Dallas Cowboys, Cleveland Browns, Arizona Cardinals and Kansas City Chiefs.



College: Notre Dame
NFL Year: 15
Rams Year: 5



JW Jordan is in his fifth year with the Rams and second as Director of Player Evaluation, Research and Analysis. He originally joined the Rams as Player Personnel Coordinator in 2012. His responsibilities include directing scouting strategies for in-house player personnel staff, managing the draft board throughout the year, overseeing post-draft college free agent signings and crosschecking college prospects in the Fall.

Additionally, Jordan assists with various draft-related analytical studies and research projects, reviews reports, evaluations and information submitted by the college scouting staff and organizes the coaching staff's draft-related role and evaluation priorities.

From 2002 – 2011, Jordan worked in the Player Personnel Department of the Indianapolis Colts, where he was a mem-

ber of the 2006 Super Bowl and 2009 AFC Championship Teams. During this time, he worked in college scouting, pro scouting, day-to-day operations, and contracts/salary cap.

A native of Brooklyn, N.Y., Jordan attended the University of Notre Dame from 1997-2001 and earned a Bachelor of Science in finance. Jordan played football for the Fighting Irish and earned two letters as an offensive center and guard.

He met his wife Megan during his tenure with the Colts while she served as a cheerleader for the club from 2005-07. They have a two-year old son, John, and reside in Agoura, Calif.

STEVE MILLER

SPECIAL ASSISTANT/ TEAM SECURITY



College: Missouri - St. Louis

NFL Year: 8

Rams Year: 8



Miller is entering his eighth season with the Rams and first as special assistant/team security. Miller previously served as director of security for the club from 2009-2015. Miller consulted with the organization on security related travel issues for eight years prior to being brought on full-time.

Miller spent 18 years in law enforcement, mostly with the St. Louis Airport Police Department, where he last com-

manded their Intelligence Division. During his tenure, Miller was recognized by numerous agencies such as the Missouri State Highway Patrol, the United States Secret Service, the Federal Bureau of Investigation and the United States Department of State, for his invaluable service.

Miller has two daughters, Maggie and Nikki.



College: Arizona State
NFL Year: 16
Rams Year: 4



Monago enters his 16th NFL season and fourth with the Rams. He serves as a national scout for club and is responsible for scouting players within a designated region as specified by the general manager.

Prior to joining the Rams, Monago spent 12 seasons in various scouting roles with the Chicago Bears. Most recently, he spent the 2012 season as an executive scout/SEC, primarily focusing on SEC schools along with covering Alabama, Arkansas, Louisiana, and Mississippi. From 2003 to 2011, he was an area scout responsible for covering the Great Plains region. Originally, he entered the NFL as a BLESTO scout in 2001.

In the collegiate ranks, Monago coached at the College of Williams & Mary. Originally, he served as the tight ends coach in 1998, before switching to linebackers for the 1999 and 2000 seasons.

Monago earned a Masters in Educational and Public Administration at The University of Idaho in 1998. While in his Masters program, he served as a graduate assistant football coach. He worked with the offense in 1996 and the defense in 1997.

For his undergraduate studies, he attended Arizona State University and graduated with a Sociology degree in 1993. After graduation, he worked as a graduate assistant and held the role of defensive quality control/special teams from 1994-1995.

Monago began his coaching career at Scottsdale Community College, after being a walk-on defensive back at Arizona State from 1990 through 1992. In 1993, he served as the linebackers/special teams coach at Scottsdale Community College in Scottsdale, AZ.



College: North Carolina State
NFL Year: 27
Rams Year: 19



Ray Agnew is entering his second season as Assistant Director of Pro Personnel and his 10th as a member of the Rams scouting staff.

Agnew evaluates all 32 NFL rosters in preparation for free agency, writes advance scouting reports for upcoming Rams opponents and grades college defensive linemen and offensive linemen as part of the Rams' draft preparations.

Prior to joining the personnel department, Ray served seven years as Director of Player Development/Team Pastor with the Rams. He served as a spiritual mentor for players and assisted them with life issues.

Agnew played three seasons with the Rams as a defensive tackle (1998-2000) and was a vital contributor on the field and in the locker room as the Rams won Super Bowl XXXIV in 1999.

The 10th selection in the 1990 NFL Draft, Agnew played five seasons with the New England Patriots (1990-94) and three with the New York Giants (1995-97) before joining the Rams as an unrestricted free agent.

Agnew played in 157 career games and six playoff games. He recorded 23.5 sacks, forced six fumbles, recovered five, and had one interception.

Ray is married to Katherine with three children: sons Ray III, Malcolm, and Keenan. The Agnew family resides in Chesterfield, Mo. Ray III is a fullback who signed with the Washington Redskins in 2015 after spending the majority of the 2014 season with the Cleveland Browns.



College: Missouri - St. Louis
NFL Year: 10
Rams Year: 10



Evan Ardoin is in his eighth season as a scout in the Rams' player personnel department. In his role, Ardoin is responsible for evaluating college players in the Midwest region. His area includes schools in Missouri, Iowa, Minnesota, Wisconsin, Illinois, Indiana, Ohio and Michigan.

Ardoin joined the player personnel department as a scouting assistant in 2009. He broke into the NFL as an intern in the Rams' community outreach department in 2007. He was hired full-time as a community relations assistant in 2008.

Ardoin attended College of the Holy Cross, where he played linebacker for the Crusaders. He transferred to the University of Missouri-St. Louis and earned a degree in economics.

In 2009, Evan was named to the St. Louis Business Journal's 30 Under 30 list. He is married to Heather and they have a dog named Donut. They reside in St. Louis.

**College: University of Memphis****NFL Year: 4****Rams Year: 4**

Danton Barto is in his fourth season as a scout for the Rams. He is responsible for evaluating collegiate players in the southern region.

Previously, Barto spent 11 years as a head coach in arena football, most recently with the Kansas City Command. Before becoming a coach in the AFL, he played professionally in both the AFL and CFL.

Barto played collegiately at the University of Memphis (1990-93), setting a school record with 473 career tackles. He was a two-time Butkus Award nominee, three time All-American and named the All-South Independent Defensive Player of the Year in 1992. Barto was inducted into the University of Memphis Hall of Fame in 2006.

Barto currently resides in Collierville, Tenn., with his wife, Rachel, and his son Will.



College: Richmond
NFL Year: 15
Rams Year: 5



Gustus enters his fifth season as a scout with the Rams. He is responsible for evaluating college players within the Southeast region of the United States. His area includes South Carolina, Georgia, Florida and North Carolina.

Gustus came to the Rams after eight seasons with the Philadelphia Eagles scouting staff. He joined the Eagles after a two-year stint with the New England Patriots, a tenure that was highlighted by a Super Bowl XXXVIII win over the Carolina Panthers. During his time in New England, Gustus filled various roles, but primarily served as a col-

lege scouting assistant. He also assisted with the offensive quality control. He joined the Patriots in 2002 and helped with special teams quality control in addition to his duties as a college scouting assistant.

Gustus was a two-year starter at quarterback (2000-01) at the University of Richmond, where he earned his degree in health and sports science. He currently resides in Huntingtown, Md., with his wife Sherri and their three children, Trinity (20), Lanez (10), and Cheyenne (7).

**College: Baldwin-Wallace****NFL Year: 4****Rams Year: 4**

Brian Hill is entering his fourth season with the Rams and second as a scout. Hill is responsible for the West region of the U.S.

Hill joined the Rams as a scouting assistant in 2013 and held that role through the 2015 draft. In this role, he was responsible for evaluating players, tracking player news throughout the year and assisting with player personnel logistics.

Hill originally entered the league in 2009 as an intern with the Cleveland Browns' video department. He went on

to serve in several capacities for the Browns before joining the Kansas City Chiefs as a player development intern. Hill spent the 2012 season as an intern in the Tennessee Titans' personnel department.

At the collegiate level, Brian coached football at Baldwin-Wallace College as a student and graduated in 2011 with a degree in sports management.

Hill is a native of Ashland, Ohio.



College: Georgia
NFL Year: 4
Rams Year: 4



Billy Johnson is in his fourth season with the Rams and first as an area scout. He is primarily responsible for southwest region, as well as Texas, Louisiana, Oklahoma, Kansas, and Nebraska.

Johnson joined the Rams as an intern in the personnel department before being promoted to senior scouting assistant in 2015.

Prior to joining the Rams, Johnson began his collegiate playing career at the University of Georgia where served as a long snapper. After completing his undergraduate

degree, Johnson transferred to Tulane University to begin working on his Master's. Johnson played for the Green Wave football team during his one season in New Orleans, earning First Team All-Conference honors.

A native of Buford, Ga., Johnson is the son of long-time NFL assistant Bill Johnson, who currently serves as the defensive line coach of the New Orleans Saints.



College: Westminster College
NFL Year: 25
Rams Year: 10



Steve Kazor enters his 10th year in the Rams scouting department where he is responsible for scouting the south-west area of the United States.

Prior to joining the Rams, Kazor served as offensive line coach with the CFL's Ottawa Renegades. He has had head coaching posts at College of DuPage (2004-05), Wayne State University (2000-03), McPherson College (1998-99) and Iowa Wesleyan (1993). From 1994-96, he coached the tight ends, offensive line and special teams for the Detroit Lions.

For 11 seasons (1982-92), Kazor worked with the Chicago Bears as special teams coach, defensive assistant, tight ends coach and assistant to head coach Mike Ditka. In 1980, Kazor signed on with the Dallas Cowboys where he

served as administrative assistant to the vice president Gil Brandt and head coach Tom Landry.

Prior to his first stint in the NFL, he served as linebacker coach and recruiting coordinator at the University of Texas at El Paso from 1979-80, and from 1977-78 he was the secondary assistant at the University of Texas at Austin. In 2005, Kazor was inducted to the Alle-Kiski Sports Hall of Fame in his native Western Pennsylvania.

Kazor, and his wife, Colleen, have two children, Lance and Kyle. Lance is the Head of Canadian Operations for ESurance and Kyle works in management for Marriott Hotels.



College: Maryland
NFL Year: 12
Rams Year: 4



John Zernhelt is in his fourth season with the Rams, where he serves as an area scout. Zernhelt is responsible for scouting the Northeast region of the United States.

Zernhelt joined the Rams after spending 37 years in coaching, including eight at the NFL level. Zernhelt served as the tight ends coach with the Tennessee Titans. He spent seven seasons in Nashville (2006-12) after holding the same position with the New York Jets in 2005.

During his time with Tennessee, Zernhelt helped tutor Jared Cook, who joined the Rams as a free agent in 2013. In 2011, Cook's 759 yards ranked second in franchise history only to Frank Wycheck's 1998 season (768 yards).

As an extension of the offensive line, the tight ends were a key part of the Titans run-game. They helped the team rank in the top 10 in rushing in four of the last seven seasons with 2,000 team rushing yards in each of those four campaigns. In 2009, their efforts helped Chris Johnson reach the historic 2,000-yard rushing landmark, becoming just the sixth individual in NFL history to do so.

Prior to joining the NFL, Zernhelt spent 28 seasons in the college ranks, including one year as head coach at the Citadel in 2004. He served as offensive coordinator in 2003 at the Citadel, before rising to head coach.


Zernhelt spent four seasons as offensive coordinator/offensive line coach (1999-2002) at James Madison. Before joining James Madison, he made stops as an offensive line coach at South Carolina (1996-98), Duke (1994-95), Rice (1992-93), Maryland (1987-91), East Carolina (1982-86), Marshall (1981) and Ferrum College (1977-80).

A graduate of Maryland, Zernhelt enjoyed a stellar playing career for the Terrapins as an offensive lineman, earning three ACC championships and playing in the Liberty, Gator and Cotton Bowls during his career. He was recognized for his achievements in October 2002 by his induction into the Pennsylvania Sports Hall of Fame for the Allen-Rogowicz Chapter.

A native of Newtown, Pa., Zernhelt and his wife Katie have one son, John Paul, and one granddaughter, Ela Mare (5).

JAMES GLADSTONE

SENIOR ASSISTANT TO GENERAL MANAGER



College: Westminster College

NFL Year: 1

Rams Year: 1



James Gladstone is in his first season with the Los Angeles Rams in 2016. In this role, he works directly with the General Manager Les Snead in scouting and evaluating current and prospective players, along with other evaluative duties. Gladston also assists with various public relations efforts and promotional activities.

Prior to joining the Rams, Gladstone worked in education administration as the student activities director and as offensive coordinator at Clayton High School in St. Louis, Mo. He also served as the media and literacy coordinator and football coach at St. John Vianney High School.

Gladstone graduated from Westminster College in 2013 with a Bachelor of Science in education. He is currently completing his Master's in Education Administration.

While attending Westminster, Gladston was awarded Athlete of the Year honors, and was also named to the BSN All-American team as a wide receiver.

Gladstone and his wife, Julie, are natives of St. Louis, Mo., and currently reside in Los Angeles, Calif.



College: Lindenwood University
NFL Year: 10
Rams Year: 10



Will Rodriguez is in his 10th season as a full-time member of the Rams staff. Rodriguez initially joined the Rams in 2002 as a training camp intern and has worked in various capacities in the organization.

In his current role, Rodriguez serves as the special teams scout in both college and pro departments. He is in charge of knowing all of the top cover players on the big four core for specialists: top place-kickers, punters, snappers, and return specialists for all BCS schools, as well as lower counterpart teams and all NFL teams.

In addition to his scouting role, Rodriguez assists Special Teams Coordinator John Fassel with special teams

advances, player write-ups, film data input, kicking tendencies, in addition to assisting with practice.

Rodriguez previously served as scouting assistant for five years and also had a brief stint working in communications with the Rams. He earned his undergraduate degree in political science from Lindenwood University and was the team's kicker during his collegiate career. He later spent three years on the arena level with one season with the Springfield Stallions and two with the Rivercity Rage.

Will is married to Laura, who he met in college, and they have a four-year old daughter, Lucia Pamela, and a two-year old son, Caleb Joseph.



College: Alabama
NFL Year: 4
Rams Year: 4



Jordan Johnson is in his fourth season with the Rams and second as a senior scouting assistant. Johnson originally joined the club as a scouting assistant in 2013.

In his role, Johnson is responsible for uploading information and video footage of the upcoming draft class. He also tracks injuries during the year and enters them into the scouting database. He also evaluates players and submits reports to the overseeing director. He helps organize for draft meetings along with other daily duties that are specified by the director.

Johnson graduated from the University of Alabama with his Bachelors of Science in exercise science in December 2013. While at Alabama, Jordan served as a student assistant for three years in the football recruiting office. In that role, he worked with the assistant coaches on film evaluation, identifying prospects and various gameday duties.

A native of Houston, Texas, Johnson played high school football at Lamar High School. He currently resides in Los Angeles, Calif.



College: Arizona State
NFL Year: 4
Rams Year: 2



Vito Gonella is in his second season as a Rams scouting assistant. In his current role, Gonella evaluates players and submits reports to the overseeing director. He also tracks player news during the year and enters them into the scouting database. He helps organize draft meetings and completes projects that are specified by the director.

Gonella joins the Rams after spending the previous two seasons at UCLA, where he served as a recruiting assistant. During his time with the Bruins, Gonella helped facilitate recruiting visits and produced highlight and point of attack tapes on prospects.

From 2012-13, Gonella was an operations assistant with the Miami Dolphins, where he helped plan and organize logistics for training camp as well as the team's travel among other duties.

Gonella earned a degree in disciplinary studies from Arizona State University. While he was an undergraduate in Tempe, Gonella served as a recruiting assistant in the football office. Upon his graduation, his role became a full-time employee with Sun Devils program.

A native of Petaluma, Calif., Gonella attended St. Vincent DePaul High School.

MICHAEL PIERCE

SCOUTING ASSISTANT/ANALYST



College: South Alabama
NFL Year: 2
Rams Year: 2



Michael Pierce is in his second season as a Scouting Assistant with the Rams. In his role, Pierce evaluates players and submits reports to the overseeing director. He is also tasked with tracking pro and college player history. In addition, he helps organize for draft meetings along with other daily duties and special projects that are specified by the General Manager.

Prior to joining the Rams, Pierce served as a Scouting Assistant for the Reese's Senior Bowl in Mobile, AL, where his duties included preparing an annual Watch List, evaluating players through school visits and games, game week football operations, assisting with youth camps and organizing various community outreach events.

Pierce spent six years at Bayside Academy in Daphne, Ala, where he coached football and baseball and taught Pre-Algebra. On the football field, he worked with defensive backs, wide receivers and special teams. While at Bayside, Pierce helped guide the Admirals to its first winning season, undefeated regular season, playoff berth and playoff victory in the program's history.

A native of Daphne, Ala, Pierce earned a degree in Business Administration from the University of South Alabama.



College: Florida State
NFL Year: 1
Rams Year: 1



Chance Trickett is entering his first season with the Los Angeles Rams's player personnel department. He will be responsible for evaluating players and submitting reports to the overseeing director. Trickett will also track player news during the year, assist with organizing draft meetings and complete various projects that are specified by the director.

Previously, Trickett served as the director of recruiting at Louisiana Tech University where he coordinated official visits for prospects and oversaw the organizational aspects of recruiting and managing all personnel relations. He served as the liaison to the head football coach and the University admissions office on all recruitment processes. In addition, Trickett coordinated all travel schedules for

recruiting and organized the program's records, checklists, calendars, research and recruiting boards.

Before joining Louisiana Tech University, Trickett was a recruiting Assistant at Florida State University from August 2014 through March 2015

Trickett graduated from Florida State University with a Bachelor of Science in social science, and attended the Reece's Senior Bowl Scout School.

Trickett is originally from Morgantown, W. Va., and currently resides in Los Angeles, Calif.



College: South Alabama
NFL Year: 2
Rams Year: 2



John McKay is entering his first year with the Los Angeles Rams and second NFL season.

McKay joins the Rams as a scouting assistant and will evaluate players and submit reports to his overseeing director. McKay will also track player news during the year and enter the information into the scouting database. He will also help organize draft meetings and complete various project that are specified by the director.

Prior to joining the Rams, McKay worked in labor operations/player personnel at the NFL Headquarters in New York. He worked closely with the league's salary cap and

roster management team. McKay also has experience working as a researcher at NFL Network in Los Angeles, Calif.

McKay graduated from the University of Southern California with a Bachelor of Science degree in political science with a minor in sports media. During his time there, he served as a student recruiting assistant for the school's football program.

A native of Atlanta, Ga., he attended Holy Innocents' Episcopal School, and currently resides in Los Angeles, Calif.



College: Colorado State
NFL Year: 45
Rams Year: 43



McCutcheon enters his 45th season in the NFL, including 43 with the Rams. He serves as a consultant for the player personnel department.

Most recently, McCutcheon served as a national scout for club and was responsible for scouting players the country's top collegiate players. Prior to that role, he spent seven years as the club's Director of Player Personnel and four years as Director of Scouting. Since joining the club as a scout in 1982, he has held other various scouting roles within the player personnel department.

"Clutch" was just that in eight seasons on the field for the Rams (1972-79), ending his career as the franchise's all-time leading rusher. McCutcheon is now fourth on the team's career rushing list with 6,186 yards and first in playoff rushing with 687 yards. Among the Rams' all-time leading rushers, McCutcheon trails only Steven Jackson, Eric Dickerson and Marshall Faulk. McCutcheon set Rams' records in the 1975 NFC divisional playoffs when he carried the ball 37 times for 202 yards as the Rams beat the St. Louis Cardinals, 35-23.

McCutcheon finished his playing career with Denver and Seattle in 1980 and Buffalo in 1981. He was an all-sport star at Plainview High in his native Plainview, Texas, and was named the top player of the 20th century in Texas' South Plains area by the Lubbock Avalanche-Journal in 1999. Among those receiving votes was NFL Hall of Fame quarterback Sammy Baugh. In February 2007, McCutcheon was inducted into the Texas Panhandle Hall of Fame.

McCutcheon was a four-year letterman at Colorado State and a third-round draft choice of the Rams in 1972. He is also a member of the Colorado State Hall of Fame in recognition of a collegiate playing career during which he set more than 20 school and Western Athletic Conference records.

McCutcheon and his wife, Myna, live in Huntington Beach, Calif., and have a son, Marcus, a graduate of Stanford University. McCutcheon also has a son, Daylon - who played cornerback for the Cleveland Browns - a daughter, Adrian, and five grandchildren.

FOOTBALL OPERATIONS

2016 MEDIA GUIDE





NFL Year: 30
Rams Year: 30



In 2016, Lake enters his 30th season with the organization, fourth as equipment manager. In this role, he is responsible for equipment and gear for the players, coaches and staff, ensuring all equipment is up to code and meets NFL regulations, and preparing sideline equipment and headset communications for practice, as well as game days.

He began his career in the NFL working summers in the equipment room for the Los Angeles Rams in 1987. When the Rams relocated to St. Louis in 1995, Lake was promoted to assistant manager.

Lake, a native of Orange, Calif., has a wife, Heather, and three sons, Jonathan, Parker and Isaac.

BEN BLOOMER

ASSISTANT EQUIPMENT MANAGER



College: Illinois
NFL Year: 5
Rams Year: 5



Bloomer enters his fifth season with the Los Angeles Rams as assistant equipment manager. In this role, he is responsible for fitting, building, inspecting, and repairing helmets, and fitting footwear for players. Bloomer also catalogues, distributes and launders all team-issued apparel to team personnel.

In addition, he oversees the hiring, training, and supervision of equipment interns. His practice and gameday responsibilities include setting up the Coach-to-Player headset system.

Before joining the Rams, Bloomer served as a graduate assistant in the equipment department for the University of Illinois football team from 2009-2011.

Bloomer earned a Master's in Sport Management at Illinois in 2010, and a Bachelor of Science in Recreation, Sport, and Tourism in 2008.

Bloomer and his wife, Meg, reside in Los Angeles, Calif.

MATT TAYLOR

ASSISTANT EQUIPMENT MANAGER



College: Illinois
NFL Year: 5
Rams Year: 5



Matt Taylor enters his 19th season with the Los Angeles Rams' equipment department. His duties include communicating with the coaching staff on a daily basis to secure needs/directions for all practices. Taylor organizes and maintains all field equipment and assists in the packing of all team personnel gameday equipment.

On gameday, Taylor assists with setting up the coach to quarterback communication system, as well as the headsets for the coaching staff on the sidelines.

Taylor graduated from MacMurray College in Jacksonville, Ill., with a Bachelor of Science in Sport Management.



College: Arkansas State University
NFL Year: 2
Rams Year: 2



Jae'Drick Avery enters his second season with the Los Angeles Rams' equipment department. His duties include assisting in communicating with the coaching staff on a daily basis to secure needs/directions for all practices. Avery also assist in organizing and maintains all field equipment and assists in the packing of all team personnel gameday equipment.

On gameday, Avery assists with setting up the coaches and players locker room area.

Avery is from Camden, Ark., where he went to school at Arkansas State University with a Bachelor of Science in Interdisciplinary Studies.



College: University of Northern Illinois
NFL Year: 3
Rams Year: 3



Ryan Garlisch is in his third season with the Los Angeles Rams. He is responsible for managing the team's custom intranet site for use by scouts, coaches, trainers, security, and management. The site is used for data entry, analytics, report viewing, and statistical information. Garlisch strives to make the site easy to use and efficient, display data quickly, and collaborate with different areas of the company to innovate new technology tools.

Garlisch also creates and maintains web graphics and reports with the focus on producing a clean, modern, printable, and easy to understand product.

Prior to joining the Rams, Garlisch served as an E-Commerce developer for American Hotel Register Company in Illinois. He also interned as a software developer with the Cleveland Browns.

Garlisch earned a Bachelor of Science degree in operations management & information systems from the University of Northern Illinois.



College: Georgia Institute of Technology
NFL Year: 2
Rams Year: 2



Lally enters her second season with the Los Angeles Rams as analyst of football information technology. She is responsible for analyzing and interpreting data to improve player performance and evaluation for the club.

Lally graduated from the Georgia Institute of Technology in May of 2015 with a Bachelor of Science degree in Industrial and Systems Engineering.

Previously, she interned at ESPN Stats & Info during the summer of 2014.

Lally was born and raised in Atlanta, Ga, and currently resides in Los Angeles, Calif.



College: University of Dayton
NFL Year: 3
Rams Year: 3



Jake Temme is in his third season with the Los Angeles Rams. Temme creates, maintains, and analyzes football data and information for the club. He built the back-end database that houses all of the information that the Rams use from a personnel perspective. The primary for the information system is to collect, transform, and subsequently analyze data from various sources which serves as the backbone for how the organization scouts individuals and teams alike.

Before joining the Rams, Temme worked as a consultant for two years with Daugherty Business Solutions, where he mainly did consultation work for Reinsurance Group

of America, a financial reinsurance company based in St. Louis, Mo.

Immediately following graduation, Temme served as a software engineer intern at Teradata for one year where he built the software company's internal architectural knowledge system.

Temme earned a double major in entrepreneurship and management information Systems with a business intelligence concentration from the University of Dayton in 2012.



La'Roi Glover enters his seventh season as director of player programs after spending 13 years as a defensive tackle in the NFL. Glover is responsible for assisting players with the transition to professional football and developing programs and activities that address various off-the-field related matters.

Glover played 13 years in the NFL and was named to six consecutive Pro Bowls and four All-Pro teams. From 1998-2000, he posted 35.5 sacks, third most in the NFL during that time. In 2000, he led the NFL with 17.0 sacks, second in NFL history among defensive tackles. Following that season, he earned the NFL Alumni Defensive Lineman of the Year honor as well as NFC Defensive Player of the Year. Glover totaled 83.5 career sacks and played in 191 consecutive games. He was named to the first team of the All-Decade team in 2000.

From 2006 until he retired in 2008, Glover played for the Rams.

College: San Diego State
NFL Year: 20
Rams Year: 10



Glover was inducted into the New Orleans Saints Hall of Fame as part of the 2013 class.

A native of San Diego, Calif., Glover graduated from San Diego State University with a degree in public administration. He completed his MBA at Fontbonne University in 2012.

Glover is a member of the San Diego State University Hall of Fame as well as the Breitbard Hall of Fame, established to honor athletes who have excelled athletically in San Diego, or who are native San Diegans who have achieved athletic fame elsewhere. Also recently, Glover was selected to the inaugural class of the CIF-San Diego Section Hall of Fame.

He is married to Spring, with a son, La'Roi, Jr., and two daughters, Neomie and Sophia.



College: Northern Arizona University
NFL Year: 1
Rams Year: 1



Kevin Tucker joined the Los Angeles Rams as the senior director of security in July 2016.

Prior to joining the Rams, Tucker served as the director of security for the National Basketball Players Association from April 2015 through June 2016. In that role, he handled the oversight of investigations, veteran player personal security staffing, and interfaced with NBA Team Security personnel, among other duties. Before joining NBA league office, Tucker served as the director of security for the Portland Trailblazers from 2010-2015, and held a similar position from 2002-2010 with the Phoenix Suns.

Tucker's experience also includes time as an investigator for the Drug Enforcement Administration, specializing in

anabolic steroids, prescription drugs and methamphetamine investigations.

From 2001-2014, Tucker managed his own executive protection and background investigation firm, which served numerous high profile individuals and coordinated security at several major national events.

Tucker is a former All-Conference basketball player from Northern Arizona University where he earned a degree in Criminal Justice in 1988. He also launched a non-profit organization that counsels high school and college athletes on how to make smart life skills decisions.



College: Pensacola Junior College
NFL Year: 17
Rams Year: 4



Harold Gooding enters his fourth year with the Los Angeles Rams and first as the Director of Security. Gooding's responsibilities include oversight for the safety of NFL athletes, coaches and support staff while traveling as well as the protection of the team's infrastructure and physical assets. He holds more than two decades of experience in state law enforcement and providing private security for several sports agencies.

Prior to joining the Rams, Gooding served 23 years for the state of Tennessee Department of Safety within its Tennessee Highway Patrol Division, where he retired with the rank of sergeant. In this role, Gooding was responsible for security detail at the Tennessee state capitol, assisted in criminal investigations, enforced state laws and ensured the public's safety on state highways. During service with Tennessee Department of Safety's Criminal Investigation Division, Gooding held several managerial assignments keeping record of vehicles, surveillance equipment, uniforms and other property.

He also served for 13 years as security consultant for then Tennessee Titans head coach Jeff Fisher. Prior private security highlights include working as a security consultant for the Tennessee Secondary Schools Athletic Association since 1991 and a security consultant for the Nashville Sounds baseball team since 1998.

His achievements, commendations and leadership development include further training as a Licensed Armed Guard, Tennessee Certified Handgun Instructor, and Tennessee Child Restraint Device Instructor.

Gooding studied electrical engineering at Pensacola Junior College in Pensacola, Fla. He and his wife Amber have two children. He is an avid supporter of youth sports and mentoring having served as a volunteer coach for the Boys and Girls Club and the YMCA for over nearly twenty years.

LARRY CLERICO

DIRECTOR/VIDEO OPERATIONS



College: UCLA
NFL Year: 25
Rams Year: 25



Clerico is in his 25th season with the Rams, his 22nd as director of video operations. Clerico oversees all day-to-day video operations that provide coaches, scouts and players with the necessary materials to aid in talent acquisition, self-assessment and opponent scouting. He also produces highlight reels, motivational videos and handles any special internal requests for the team.

During his tenure, Clerico has led the club through several technological advances in film study and video production, including the most recent transition to the Surface/digital format.

Clerico and his staff manage the Rams' video database as well as coordinate film exchanges with other pro teams, NFL Films and colleges.

"Rico" joined the Rams in 1992 as assistant video director and was moved to his current position in 1995, the Rams' first season in St. Louis.

Clerico was film manager for the UCLA athletic department from 1984-90. Larry was a member of the UCLA men's crew team and was honored as the most inspirational athlete by his teammates in 1986. Larry graduated in 1990 with a degree in economics.

A native of Bakersfield, Calif., Larry is married to Jennifer. The couple has a son, Anthony, and two daughters, Olivia and Isabella. They reside in Los Angeles, Calif.



College: UCLA
NFL Year: 1
Rams Year: 1



Kimo Shearin begins his first season with the Los Angeles Rams in the video operations department after previously working with the UCLA video department from 2009-16. In his role with the Rams, Shearin records all practices and games and works on various editing projects, including downloading games from the NFL Dub Center for the coaching staff's video library.

In addition to his work with the Bruins, Shearin was also a United States Army Infantryman for 20 years from 1986 until his retirement in 2006.

Shearin throughout the world, including Panama, Saudi Arabia, Haiti, Afghanistan and Iraq.

Shearin graduated from UCLA with a Bachelor of Arts in History in 2008 and an M.F.A. in Screenwriting from the UCLA School of Theater, Film and Television in 2014.

A native of Honolulu, Hawaii, Shearin currently resides in Los Angeles.



College: UCLA
NFL Year: 1
Rams Year: 1



Jeremy Wiczek enters his first season in the Rams video department after spending the previous seven seasons as a video department assistant for UCLA from 2009-15. Wiczek's role with the Rams includes editing all Rams practices and games as well as special video editing projects for the coaching staff.

Wiczek received a Bachelor of Science in cognitive sciences from UCLA in 2015 and received the UCLA Anderson School of Business EDGE Program certification in 2015.

Wiczek currently resides in Northridge, Calif.

TRAINING & MEDICAL STAFF

2016 MEDIA GUIDE





College: West Virginia
NFL Year: 14
Rams Year: 7



Reggie Scott enters his second year with the Rams as director of sports medicine and performance after serving five years as their head athletic trainer. Scott currently oversees the athletic training department for the Rams, managing and facilitating the medical care of the Rams players. His responsibilities include daily evaluation, treatment, rehabilitation, prevention, education and administrative work.

In 2015, Scott and his staff were named the 2015 NFL Athletic Training Staff of the Year by the Professional Football Athletic Trainers Society (PFATS). The award is voted on by the PFATS membership and recognizes one NFL athletic training staff annually for their distinguished service to their club, community and athletic training profession. The honor marks the first time the Rams have been recipients of the award since it was established in 1985.

From 2003-2009, Scott served as assistant athletic trainer for the Carolina Panthers, where he provided rehabilitation, treatments and preventative care for players. He also developed rehabilitation programs for injured players, and managed the day-to-day operations of the training room. Prior to working with the Panthers, Scott did a year-long internship with the Tampa Bay Buccaneers.

Before entering the NFL, Scott worked as a student athletic trainer at West Virginia University for four years (1999-2002), working with student athletes involved in football,

wrestling, baseball, men's tennis and soccer. Scott was responsible for the prevention, evaluation, management, treatment and rehabilitation of athletic injuries, as well as serving as a liaison between team physicians, athletic training staff, coaches, players and player's families. Scott broke into athletic training as an intern with the Philadelphia Phillies in 2000.

He earned a bachelor's degree in athletic training from West Virginia University and a master's degree in performance enhancement and injury prevention from California University at Pennsylvania. In 2007, he added the Performance Enhancement Specialist Certification from the National Academy of Sports Medicine.

Scott is the chairman of the membership service committee and advocacy committee for the Professional Football Athletic Trainers Society (PFATS). He is also a member of the National Athletic Trainers' Association, where he serves as an Ethnic Diversity mentor. In 2004, he was a part of the staff that won the PFATS Athletic Training Staff of the Year award, and in 2003, he earned the U.S. Air Force Commanders Award for Excellence.

Scott, a native of Dover, Del., is married to his wife Tina, and they have two children, Sophia and Isabella.

TYLER WILLIAMS

SPORTS SCIENCE COORDINATOR/ ASSISTANT ATHLETIC TRAINER



College: Truman State
NFL Year: 10
Rams Year: 10



Tyler Williams enters his 10th year working in the Rams athletic training department and second as a sports science coordinator/assistant athletic trainer. Williams spent three years as a seasonal athletic training intern.

In 2015, Williams and the Rams' athletic training department were named the 2015 NFL Athletic Training Staff of the Year by the Professional Football Athletic Trainers Society (PFATS). The award is voted on by the PFATS membership and recognizes one NFL athletic training staff annually for their distinguished service to their club, community and athletic training profession. The honor marks the first time the Rams have been recipients of the award since it was established in 1985.

Previously, he served as assistant athletic trainer at Fontbonne University in St. Louis from 2006-07.

Williams holds a masters degree from California University of Pennsylvania earning a Performance Enhancement Specialist certification. He completed his bachelor's degree in exercise science emphasizing athletic training at Truman State University.

He is also a member of the National Athletic Trainers Association and certified in Functional Movement Screen (FMS-C).

He and his wife Katie have a daughter, Delaney, and they reside in Los Angeles, Calif.

BYRON CUNNINGHAM

PHYSICAL THERAPIST/ ASSISTANT ATHLETIC TRAINER



College: Florida A & M
NFL Year: 7
Rams Year: 7



Byron Cunningham is in his seventh year as physical therapist/assistant athletic trainer with the Rams, after spending 2009 as a seasonal assistant athletic trainer with the Minnesota Vikings. In his role, Cunningham is responsible for the care, prevention, treatment and rehabilitation of player injuries in coordination with the head athletic trainer.

In 2015, Cunningham and the Rams' athletic training department were named the 2015 NFL Athletic Training Staff of the Year by the Professional Football Athletic Trainers Society (PFATS). The award is voted on by the PFATS membership and recognizes one NFL athletic training staff annually for their distinguished service to their club, community and athletic training profession. The honor marks the first time the Rams have been recipients of the award since it was established in 1985.

Prior to entering the League, Cunningham served as head athletic trainer for football at the University of Illinois from

2007-2009, a position he was promoted to after working as the assistant athletic trainer for football at the university from 2005-07.

From 2004-05, Cunningham was the head athletic trainer at Bishop McNamara Catholic High School in Kankakee, Ill. Before working at McNamara High, he worked with NFL Europe's Rhein Fire as an assistant athletic trainer in 2004.

Cunningham has interned with the Chicago Bears (2003), Auburn University (2001-2003) and the Indianapolis Colts (2002).

He earned a bachelor's degree in physical therapy from Florida A&M University in 1998, and a master's in sports medicine from the United States Sports Academy in 2002.

He is married to his wife, Lakesha, and they have one daughter, Ashley, and one son, Aaron.

HILARY STEPANSKY

ASSISTANT ATHLETIC TRAINER



College: Washington University
NFL Year: 1
Rams Year: 1



Stepansky is in her first full-time season with the Rams after spending the 2015 season as an intern. She assists in the evaluation, treatment, and rehabilitation of player injuries. Stepansky also educates the athletes on injury prevention.

Stepansky manages the budget, purchasing and inventory for the athletic training department. She also coordinates all travel logistics.

Stepansky graduated from Washington University in St. Louis with a Bachelor of Science in anthropology and psychology in 2013. She earned a Master of Athletic Training from Saint Louis University in 2015, as well as an athletic training certificate.



College: Tennessee
NFL Year: 1
Rams Year: 1



Anthony Zamora enters his first season full-time with the Los Angeles Rams in 2016. He is responsible for developing daily menus for team meals and works directly with the team's athletic trainers. He tailors his work to educate players on life skills and habits for improving body composition such as providing grocery store tours and personalized cooking demos.

He is a member of the Collegiate and Professional Sports Dietitian Association (CPSDA) and the Academy of Nutrition and Dietetics (AND).

Zamora earned his Bachelor of Science in nutrition with a minor in business administration from the University

of Tennessee. He is also a registered dietician and has received his chef certificate from Boston University.

In the offseason, Zamora works as a personal chef and is working towards starting a personal chef/meal delivery business.

Before joining the Rams, Zamora worked for various restaurants in Tennessee, and continues to cook for Savory and Sweet Food Truck when his schedule allows.

Zamora is a Tennessee native and currently resides in Los Angeles, Calif.

BRENT WILLIAMS

ASSISTANT CHEF



Brent Williams enters his first full season with the Los Angeles Rams as an assistant chef. He is responsible for assisting in the development of daily menus for team meals and works directly with the team's athletic trainers. He tailors his work to educate players on life skills and habits for improving body composition such as providing grocery store tours and personalized cooking demos.

Williams also assists on the field with player hydration and nutrition management.


College: Virginia College
NFL Year: 1
Rams Year: 1



Before joining the Rams as a nutrition intern in 2015, Williams was an instructor at Volunteers of America South East Day Program and a cook for the Artist Tent at the Hangout Fest.

Williams studied advanced culinary arts, pastry arts, and hospitality at Culinard at Virginia College. He is a native of Mobile, Ala., and currently resides in Los Angeles, Calif.

HEAD TEAM PHYSICIANS



Dr. Neal S. ElAttrache Head Team Physician

Neal S. ElAttrache, M.D., is an orthopedic surgeon specializing in sports medicine at Kerlan-Jobe Orthopaedic Clinic in Los Angeles and is recognized for treatment and research of knee, shoulder, and elbow injuries. He is a member of the Kerlan-Jobe Orthopaedic Clinic Board of Directors, Chairman of the Board of the

Kerlan-Jobe Orthopaedic Foundation and Program Director for the Kerlan-Jobe Fellowship. He serves on the Board of Directors and as Co-Chair of Medical Affairs for the Kerlan-Jobe Institute, a collaboration with Cedars-Sinai whose goal is to lead advancements in the fields of orthopedics and sports medicine on a global scale.

Dr. ElAttrache is Head Team Physician for the Los Angeles Dodgers and the Los Angeles Rams. He is Orthopedic Consultant to the Los Angeles Kings, Los Angeles Lakers, and Anaheim Ducks and has served as Senior Surgeon for on-site surgical support for USOC at the 2008 Beijing Olympics.

After completing his studies at the University of Notre Dame in 1981, Dr. ElAttrache earned his medical doctorate at the University of Pittsburgh in 1985 where he also completed his internship in general surgery and his orthopedic surgery residency before becoming a sports medicine fellow at Kerlan-Jobe Orthopaedic Clinic in 1990. Dr. ElAttrache joined Kerlan-Jobe Orthopaedic Clinic directly following his fellowship.

Dr. ElAttrache has been elected to the board of the American Orthopaedic Society for Sports Medicine as Vice President and as future president of AOSSM in 2018. He has also been elected as President of the Herodius Society from July 2016 to July 2017. He is a former member of the Executive Committee of the American Shoulder and Elbow Surgeons Association and former Program Chairman for the American Orthopaedic Society of Sports Medicine. Additionally, he has been selected for membership to the American Orthopaedic Association, which recognizes leadership and significant contribution to the art and science of orthopedic surgery. He has also been selected for membership to the Alpha Omega Alpha Honor Medical Society, the American Academy of Orthopaedic Surgeons, American Shoulder and Elbow Surgeons, and the NFL Physicians Society.

He is frequently recognized as a top sports medicine specialist, having been identified as one of the "Top 50 Most Powerful in L.A. Sports" by the Los Angeles Daily News. He has been selected by peer review process to "Best Doctors in America" from 2006 to the present, listed as one of "America's Top Doctors" by Castle Connolly, and as a "Super Doctor" by SuperDoctors of Southern California from 2008 to the present. Baseball Prospectus, Bleacher Report, and Sports Illustrated online have listed him as one of the "Top 10 Sports Medicine Doctors in America." He has been recognized as one of the "Top 19 U.S. Sports Medicine Specialists," and "Top 20 North American Shoulder Surgeons" by Orthopedics This Week as well as one of "59 Great Orthopedic Surgeons Recommended by Healthcare Leaders," and as an "Orthopedic Surgeon to Know" by Becker's Orthopedic and Spine Review. The Hollywood Reporter has recognized him as one of "Hollywood's Top Doctors" and as one of the "Best Orthopedic Surgeons in Los Angeles."

He has authored 35 text book chapters, 87 research journal articles, 10 orthopedic instructional videos, and has given over 317 lectures at national and international orthopedic surgery conferences.



Dr. Casey Batten Head Primary Care Sports Medicine Physician

Casey G. Batten, MD is a double board-certified physician, certified in family medicine and sports medicine. He is the director of primary care sports medicine at Kerlan-Jobe Orthopaedic Clinic and serves as the Head Primary Care Sports Medicine Team Physician for the Los Angeles Rams.

Dr. Batten holds a bachelor's degree in kinesiology-exercise science from the University of Wisconsin. After attending medical school at the Medical College of Wisconsin, he completed his residency in family medicine at the University of Tennessee College of Medicine-Chattanooga Unit. Batten went on to complete his fellowship with the UC Davis-UC Berkeley Sports Medicine Program.

Prior to joining Kerlan-Jobe Orthopaedic Clinic, Dr. Batten served at the University of California, Berkeley starting in 2006 as an assistant team physician, and in 2010 was named Head Team Physician for the University of California Department of Athletics. Prior to Cal, Dr. Batten was an assistant clinical Professor of Orthopedics at the University of California, San Francisco.

Dr. Batten continues as an invited speaker on various sports medicine topics on a local and national level, and also serves as a peer reviewer for two respected sports medicine publications. He has been published on topics such as concussion and physical activity factors in adolescent athletes. Dr. Batten is a member of the American Medical Society for Sports Medicine and the NFL Physicians Society.

TEAM PHYSICIANS



DR. MICHAEL BANFFY
Orthopedics



DR. JOHN MOE
Internal Medicine




**DR. CHRISTOS
PHOTOPOULOS**
Orthopedics



DR. JAMES TIBONE
Orthopedics


MEDICAL CONSULTANTS



DR. MIKE ALEXANDER
Neurosurgeon



DR. BEAU DANIELS
Chiropractor



DR. BRONSON HAMADA
Director of Vision
Performance



DR. AARON SAVAR
Ophthalmologist



DR. BOB WATKINS
Spine



DR. VERN WILLIAMS
Sport Neurologist



DR. LUIS SAVAR
Ophthalmologist

STAFF

2016 MEDIA GUIDE





College: Dartmouth College
NFL Year: 9
Rams Year: 1



The 2016 season marks Daniel August's first season with the Los Angeles Rams. August will focus on key business ventures and major strategic initiatives for the club.

Before joining the Rams, August worked for the NFL league office for eight years. The last two years, he served as Head of Strategic Marketing and Planning, after working for six years in finance. During his tenure at league headquarters, August served on major projects including the collective bargain agreement (CBA), NFL Ticket Exchange, apparel and e-commerce deals, International Series expansion, Veteran Combine, NFL Newborn Fan Club, NFL Times Square, and the Pro Bowl.

Before entering the sports arena, he served as an Investment Banking Analyst for one year at Morgan Stanley.

August earned a Bachelor of Arts in Economics from Dartmouth in 2007, and a Master of Business Administration from The University of North Carolina's Kenan-Flagler Business School.

He is married to Joanna Hunter-August, who works in corporate communications for the Rams, and they have a daughter, Leah.



Preston Black enters his second season with the Los Angeles Rams. Black is responsible for assisting the management of the club's customer relationship management (CRM) system. He trains all staff on the software as it pertains to their role, as well as analyze data and create reports and dashboards to help support business decisions. Black also manages and maintains surveys, both for the Rams and with the league-wide Voice of The Fan.

College: Saint Mary's University (Minnesota)
NFL Year: 2
Rams Year: 2



Before joining the Rams, Black served as a data analyst at St. Mary's University and a marketing and promotional intern with the Willmar Stingers (Northwoods Baseball League).

Black attended Saint Mary's University in Minnesota, and graduated in 2015 with a Bachelor of Science in Business Intelligence, Sport Management and Spanish.



Mitch Bornstein is entering his fourth season with the Los Angeles Rams.

Before joining the Rams, Bornstein served as a marketing and ad sales representative with Altitude Sports and Entertainment, Kroenke Sports Enterprises. In this role, he worked with all properties related to the network, with a focus on the Nuggets, Avalanche, and Colorado Mammoth.

College: University of Colorado-Boulder
NFL Year: 4
Rams Year: 4



Bornstein attend the University of Colorado-Boulder, where he earned his Bachelor of Science in English Literature, He continued his education at Washington University in St. Louis, Mo., and obtained his Master's in Business Administration from Olin School of Business, Washington University, St. Louis Focus on: Marketing.



College: USC
NFL Year: 25
Rams Year: 25



Todd Davis is entering his 25th year with the club. He works directly with ownership and Executive Vice President/COO Kevin Demoff on day-to-day business operation issues and advises the Club on all legal matters and contributes significantly to the team's business operations.

His areas of oversight include sponsorships, licensing, vendor and employment agreements (for football and non-football employees), human resources issues, team litigation, risk management, as well as workers' compensation, among various others. Davis is on the board of the Rams Foundation.

A graduate of the University of Southern California Law Center in 1991, He obtained his Bachelor of Arts in political science, a Bachelor of Science in accounting from the University of Southern California. He is a member of the California Bar Association. He is also a licensed insurance broker.

In 2010, Davis joined the NFL Committee for workers compensation and continues to be an active member.

He is married to his wife of 18 years, Anna. Together, they have one daughter, Savannah (13), who is an avid volleyball player.



College: University of Kansas
NFL Year: 3
Rams Year: 3



Galvin is entering his third season with the St. Louis Rams and first as the director of data management and business intelligence. He is the leader and primary administrator for the CRM system. He analyzes the internal business processes and external customer strategies then forms creative solutions to improve communication and create efficient and effective solutions. Galvin also serves as the administrator of the business data warehouse for the club.

Galvin originally joined the Rams as the analytics specialist in 2012.

Prior to joining the Rams, Galvin was the manager, database marketing for the St. Louis Blues NHL Club. There

he was responsible for creating innovative ways to grow revenue through client services, fan development, sales, sponsorship and marketing.

Before joining the Blues, Galvin served as the assistant vice president of ticketing at the 12th Man Foundation, after holding several positions with the University of Kansas Athletics program. While at both the 12th Man Foundation and Kansas Athletics, he held leadership positions for 20 NCAA and Big XII events.

A native of St. Louis, Missouri, he received his bachelor's and master's degrees in sports administration from the University of Kansas.



College: UCLA
NFL Year: 1
Rams Year: 1



Sophie Luoto is in her first season with the Los Angeles Rams. Luoto works directly with the Chief Operating Officer to manage all daily business operations and scheduling. She is also responsible for onboarding new employees, creating and managing the training camp internship program and reviewing all company documents and external contacts.

Luoto will serve as the liaison between the COO and all Rams business personnel as it pertains to anticipating the needs of the organization and proactively bringing together the appropriate people and resources to support the executive in addressing issues. She will also assist in the organization and administration of the department, including developing procedures, filing systems, supplies, and arranging for equipment maintenance when needed.

Prior to joining the Rams, Luoto served as the Director of Recruiting Operations at the University of California - Berkly for four seasons. During her time at Cal, she was responsible for the qualification process of prospective student-athletes for potential admission. Luoto served as a liaison between the Cal football coaching staff and the admissions department at Cal. She managed a team of two full-time staffers and 20 student ambassadors to complete all daily administrative tasks to run a Division I football recruiting program, per NCAA guidelines. She additionally served as the chief operator for all football recruiting visits,

which included up to 65 official and over 2,000 unofficial visits a year, ensuring individualized experiences for each and every student-athlete.

In addition to all of her responsibilities surrounding recruiting, Luoto was also heavily involved with social media with the football team. She helped research and implement the best practices to promote the program through all the social media channels.

Prior to Cal, Luoto worked in Los Angeles as an executive assistant to the vice president of broadcasting for IMG Broadcasting, a personal assistant to former college basketball head coach the late Rick Majerus and as a recruiting assistant at UCLA for its football program.

During her time as UCLA's recruiting assistant, some of her roles included editing a 75-week mailing campaign that reached 2,500 perspective student athletes. She became the point-person for all official visits, including scheduling of recruits and their families, and scheduling of coaches or staff for official visit weekends. She was also responsible for the completion of NCAA paperwork and led their student ambassador program.

Luoto is a native of Ukiah, CA and graduated from UCLA in 2010 with a double major: Mass Communications and History.



College: Dartmouth
NFL Year: 6
Rams Year: 6



Pastoors enters his sixth season with the Rams as senior assistant. He joined the Rams prior to the 2010 season.

In this role, Pastoors works directly with Executive Vice President of Football Operations & Chief Operating Officer Kevin Demoff on all aspects of Rams business and football operations. Pastoors assists Demoff, General Manager Les Snead, & Head Coach Jeff Fisher in the development and implementation of the club's strategic plan for player signings and player acquisitions.

As the club's lead negotiator, Pastoors works alongside Demoff in salary cap management, contract negotiations, compliance with the NFL's Collective Bargaining Agreement, as well the club's financial and strategic

planning. Pastoors also aids in all aspects of Rams business operations, including marketing and sales, finance, administration, communications, ticketing and community relations.

Since arriving in St. Louis Pastoors has worked with De La Salle Middle School in St Louis' Ville neighborhood, helping to mentor students with their transition to high school.

Born and raised in Minneapolis, Minnesota, Pastoors received his degree from Dartmouth College. Pastoors was also a three-time letter winner for Head Coach Buddy Teevens and the Dartmouth football program.

Pastoors resides in Los Angeles, Calif., with his wife, Emily.



Lauren Wiedmeier is in her first season in administration with the Los Angeles Rams. In this role, she supports player personnel by aiding salary cap management and player signings. She also works on various projects pertaining to alumni affairs.

Before joining the Rams, Wiedmeier spent six seasons with the Los Angeles Kings working in a myriad of roles including community relations, local hockey development and alumni relations. During her tenure with the Kings, the club celebrated two Stanley Cup Championships in 2012 and 2014.

College: Boston College
NFL Year: 1
Rams Year: 1



Wiedmeier earned a Juris Doctorate degree from Southwestern Law School in May of 2015. She graduated from Boston College where she earned her bachelor's degree, and played four years of Division I women's ice hockey. The team earned three Beanpot Championships, two NCAA tournament appearances, and one Frozen Four.

Wiedmeier currently resides in Culver City, Calif.



College: Missouri
NFL Year: 9
Rams Year: 9



Julia Faron enters her ninth season with the Rams communications department, fifth as media relations manager. In this role, she is responsible for assisting the club's media relations efforts between all players and local and national media outlets. In addition, Faron serves as the editor of the team's annual media guide, press box manager on game days and coordinates with the team photographers on scheduling and asset management.

Prior to being named to her current post, she held various positions within the communications department including media relations coordinator and public relations assistant.

Originally, she joined the club as a communications intern in 2008.

Faron has worked several Super Bowls and NFL Draft, including this year's draft where she was responsible for all media appearances and availability for the Rams' No. 1 overall pick, QB Jared Goff.

Faron attended the University of Missouri and holds a Bachelor's of Journalism with an emphasis in strategic communication.



College: Dartmouth College
NFL Year: 11
Rams Year: 1



Joanna Hunter is in her first season with the Rams as senior director of corporate communications. In this role, she oversees the club's communications strategy around the team's off-the-field matters including business and social responsibility efforts.

The 2016 season will be Hunter's 11th season in the National Football League, spending 10 seasons at the League Office as part of the NFL's communications department. She started her career at the NFL in 2006 as a communications assistant, transitioning to corporate communications in 2007. She most recently served as the NFL's director of corporate communications, focusing on rapid response and crisis management, as well as com-

munications around business initiatives and key issues such as health and safety and social responsibility.

In her time at the NFL, she was part of the team that managed media relations and operations for NFL Draft, NFL Kickoff and Super Bowl (Super Bowl XLI – 50), focusing on press conferences, the NFL Honors awards show, and the Super Bowl Halftime Show.

Hunter earned her undergraduate degree in French from Dartmouth College in Hanover, NH. She is married to Dan August and they have a daughter, Leah.



College: Black Hills State
NFL Year: 5
Rams Year: 1



Travis Langer enters his first season with the Los Angeles Rams in 2016. Langer serves as the editor of the team's weekly game release, writes feature stories for the gameday program and coordinates and prepares players, coaches and front office personnel for local and national media interviews, among other communications-related functions

Before joining the Rams, Langer held various roles within the Minnesota Vikings communications department for four seasons. During his tenure, he conducted daily content

analysis among local, regional and national media sources, oversaw all press box operations and coordinated in-game injury reports.

Langer earned a Bachelor of Science degree in mass communication/public relation from Black Hills State University, in his hometown of Spearfish, S.D. He also has a Master's degree in sport management from Minnesota State University. While earning his master's, Langer worked as an athletic communications graduate assistant for MSU.



College: Tennessee State
NFL Year: 17
Rams Year: 14



Artis Twyman is in his fifth year as senior director of communications. In this position, Twyman oversees the media relations staff and directs the Rams' communication efforts.

The 2016 season will be Twyman's 14th season with the Rams. He previously served three seasons as the team's director of media relations after spending six years as assistant director of football media.

Prior to joining the Rams in 2003, Twyman spent two years as public relations assistant for the Seattle Seahawks. He broke into the NFL in 2001 as a public relations intern for the expansion Houston Texans. From 1995-2001, he worked in the Tennessee State University Public Relations Department serving in many capacities, including three years as public information officer.

In 2012, Twyman was one of only two public relations officials throughout the 32-team league chosen to work the Pro Bowl in Honolulu, Hawaii. He also received this

honor in 2011, 2009, 2008 and 2006. Twyman also was part of the public relations staffs for the 2007 and 2010 NFC Championship games, as well as Super Bowl XXXVI in New Orleans, La. and Super Bowl XXXVII in San Diego, Calif., and Super Bowl XLIX in Glendale, Ariz.

Twyman also serves as a board member for the Diversity Awareness Partnership, a non-profit organization dedicated to promoting diversity in the St. Louis region around issues of race, religion, disability, sexual orientation and gender identity.

Twyman earned his undergraduate degree in speech communications from Tennessee State University in Nashville, Tenn., and a master's degree in mass communications from Middle Tennessee State University in Murfreesboro.

He is married to Nicole and they have a son, Amari, and a daughter, Jaye.



College: Florida State
NFL Year: 5
Rams Year: 5



Tiffany White is entering her fifth season with the Los Angeles Rams as a member of the team's communications department. White first began working with the Rams in St. Louis as a season-long communications intern in 2012. Upon being hired after the conclusion of the 2012 season, she assumed the responsibilities of credentialing and writing press releases on behalf of the team. In addition to those duties, White assists with media training and interview preparation for players, coaches and front office staff, and she works alongside local and national media to pitch stories that highlight the Rams' football, community and business efforts.

During her tenure with the club she has been called upon to assist with team's communications efforts during the

franchise's relocation to Los Angeles and the drafting of the first openly gay football player in the National Football League. In 2015, White represented the Rams at the NFL Draft and oversaw the media tour of running back Todd Gurley who went on to win Rookie of the Year Honors.

Prior to working with the Rams, she worked in PR capacities with the Washington Redskins, Howard University, Florida State University and five NCAA Championship tournaments.

A native of Northern Virginia, White earned her undergraduate degree from Florida State University and her master's from Georgetown University in less than five years.



College: Long Beach State
NFL Year: 26
Rams Year: 26



Keely Bledsoe enters her 26th season with the Rams. She manages the Los Angeles Rams cheerleader program, including gameday activities, promotional initiatives and appearance coordination.

During her tenure with the Rams, Bledsoe has held various positions in marketing and event management. Most recently, she served as director of special events and managed all logistics and execution of corporate and alumni events for the club.

In 2003, she served as field director for the NCAA National Championship game at the Fiesta Bowl. In 2008 Bledsoe toured with Destiny's Child.

Bledsoe was a member of the Long Beach State dance team where they were twice crowned National Champions. Fimbres, a native of La Mirada, California, was a Los Angeles Rams Cheerleader for three years prior to working for the Rams.

Bledsoe is married to Demetrius, and they reside in Los Angeles, Calif.



College: University of Northern Iowa
NFL Year: 15
Rams Year: 15



Molly Higgins is the vice president of community affairs and engagement for the Los Angeles Rams. In her role, Higgins oversees the Rams community outreach efforts and aims to creatively leverage the team's platform and unique assets to help impact lives and create lasting memories.

After building a strong charitable presence in the St. Louis community that resulted in the Rams being named, "St. Louis Philanthropic Organization of the Year," Higgins looks forward to establishing the Rams as a key community partner in Los Angeles.

Among the team's areas of priority, the Rams commit substantial resources to engage youth in efforts that promote health, fitness and character development. The team also participates in a variety of special events to raise awareness and funds for numerous non-profits.

Beyond the players' and cheerleaders' charitable involvement, one of the hallmarks of the Rams community outreach efforts is the team's Staff Day of Service program that Higgins and COO, Kevin Demoff, launched in June of 2009. Since then, each month the Rams front office staff has taken time out of the office to volunteer with local non-profits. To date, the program has resulted in more than 12,000 hours of community service. As the Rams return to Los Angeles, Higgins believes the Staff Day of

Service program will help provide the Rams staff with a better understanding of the needs of Los Angeles as well as hands-on exposure to the non-profits working to address those needs.

In addition to Higgins' community outreach and cause marketing responsibilities, she is part of the Rams' executive team that helps shape the organization's off the field strategy including fan engagement, retention and development.

Higgins was named to the St. Louis Business Journal's 30 under 30 list in 2006, an annual award that honors 30 St. Louis-area business leaders under the age of 30. In 2014, Higgins was recognized as one of St. Louis' "Most Influential Business Women" by the St. Louis Business Journal. In 2015, Higgins was a recipient of the Bar Association of Metropolitan St. Louis' "Spirit of Justice Award" honoring individuals who have demonstrated accomplishment, leadership and integrity in facilitating and promoting justice.

Prior to joining the Rams, Higgins worked in public relations for Unigraphics Solutions, a NYSE-listed global computer software company.

A graduate of the University of Northern Iowa with a B.A. in public relations and a minor in marketing, Higgins is also a graduate of the Coro Women in Leadership program. She and her wife, Missy, reside in Playa Vista.



Kinkeade enters his seventh season with the Rams and fourth with the community outreach department. The 2016 season marks his third as Community Affairs and Player Involvement Coordinator.

Kinkeade helps manage internal and external player appearance and donation requests. He also leads the club's Play 60 platform, military initiatives and the team's signature annual community improvement project.

In addition, Kinkeade manages the All-Community Team Player tickets program and distribution of community outreach tickets.

College: St. Charles Community College
NFL Year: 7
Rams Year: 7



Previously, Kinkeade served as Community Affairs and Player Involvement assistant and Community Affairs and Player Involvement Coordinator, both within the corporate communications department. He originally joined the club as an equipment Intern from 2010-2012.

Kinkeade received an Associate of Arts Degree from St. Charles Community College, as well as a Bachelor of Science in Physical Education with a minor in coaching from Missouri Western.



College: Louisiana State University
NFL Year: 3
Rams Year: 3



Erica Sherman enters her third season with the Los Angeles Rams. She is responsible for planning and executing community events as it relates to NFL and team initiatives.

Sherman also coordinates community organization programs on game day, as well as coordinating player appearances as it relates to the club's community platform and sponsorship/marketing initiatives. In addition, she is responsible for hiring and managing community affairs training camp and game day interns. Sherman serves as the liaison to the Rams Women's Organization which includes significant others of players, coaches and front office staff.

Before joining the Rams corporate communications department, Sherman worked for the Tampa Bay Buccaneers as the Glazer Family Foundation assistant during the 2013 and 2014 seasons.

Originally, Sherman served as a training camp intern with the Rams communications department in 2012. She also worked at Super Bowl XLVI and XVLII.

Sherman earned a Bachelor of Arts degree in Mass Communication with a concentration in Public Relations with a minor in business administration.

A native of Tampa, Fla., Sherman now resides in Woodland Hills, Calif.



College: University of Southern California

NFL Year: 1

Rams Year: 1



Stephanie Cheng is entering her first season with the Los Angeles Rams. She is responsible for business and sales strategy.

Previously, Cheng served as the Senior Vice President of Marketing Services at Premier Partnerships. In her role at Premier, she led the sales strategy and valuation team, and worked on projects for clients such as the Atlanta Falcons, NFL International, the NHL Nashville Predators, and the Super Bowl XLV Host Committee. Prior to Premier, Cheng

held positions with Lieberman Research Worldwide and the Doha Asian Games Organizing Committee.

Cheng is a graduate of the University of Southern California with a Bachelor of Science in Business Administration with emphases in global business and international relations. While at USC, she also spent time working with the Los Angeles Avengers, U.S. Olympic Committee, ESPN X Games, and AEG/Chivas USA.



College: Georgia
NFL Year: 6
Rams Year: 6



Lipocky is entering her second season as the director of partnership marketing in her sixth season with the Los Angeles Rams. She is responsible for managing the partnership activation department, as well as inventory administration and development.

Previously, Lipocky served as the manager of partnership support in the corporate sales department for two years, after holding the title of partnership support coordinator from February 2012 through August 2013. Lipocky started as an intern in the community outreach and civic affairs department in 2011.

Before joining the Rams, she interned for ESPN and the University of Georgia athletic department, worked for a local sports publication and a local newspaper, the Athens Banner-Herald.

Lipocky graduated from the University of Georgia with a degree in broadcast and digital journalism.

Chelsea has one older sister, who is a designer for the Maryland Zoo. Her parents live in Columbus, Ga., where she grew up.



College: Southern Illinois University-Edwardsville

NFL Year: 5

Rams Year: 5



Courtney Mall is entering her fifth season with the Los Angeles Rams. She is responsible for negotiating and overseeing local and regional media partnerships, including relationships with the Rams' flagship brands CBS Los Angeles, Univision, ESPNLA, The Sound, and ESPN Deportes.

In previous roles with the club, Mall was responsible for all corporate sponsor account activations, as well as managing all media assets and development of new and dynamic media sales platforms. She originally joined the Rams as a corporate sales intern in 2012.

Before joining the Rams, Mall worked for the Athletic Director at Southern Illinois University-Edwardsville (SIUE), overseeing day-to-day operations of the athletic department while completing her MBA. Mall also earned a Bachelor of Science in Business Administration from SIUE where she earned a full-athletic scholarship for softball.

Mall is a native of Tucson, Ariz., where her two brothers, mother and father currently reside.



Jane Normansell is entering her third season in corporate partnership for the Los Angeles Rams. She is responsible for negotiating and selling large scale homecoming partnerships for the Los Angeles Memorial Coliseum. Normansell will also assist in developing the corporate strategy and partnership planning surrounding the Inglewood stadium project.

Normansell offers expertise in all assets and programs offered by the Rams including to the business community; naming rights and entitlements, cause marketing, multi-platform, business to business, television, radio, signage, print, digital branded content, mobile, social, displays, traffic driving and retail promotions, hospitality and intellectual property

In addition, Normansell works with the Rams community relations team on managing the club's relationship with the American Cancer Society (ACS) and all *A Crucial Catch* corporate partnerships, programming and fundraising efforts.

Normansell's charitable efforts extend to her contributions as a cabinet member for the United Way Young Leadership Society, as an active member of the United Way Women's Leadership Society, and is the United Way Employee Giving Campaign Leader for the Rams.

Before joining the Rams in 2014, Normansell worked for WME/IMG Los Angeles as an account executive. During

her one year tenure, she negotiated and sold annual and multiyear sponsorship contracts for UCLA Athletics, the Rose Bowl Stadium and the Tournament of Roses; as well as high profile national events such as The 100th Rose Bowl Game and the last BCS National Championship.

Prior to joining IMG LA, she worked for IMG College - Vanderbilt IMG Sports Marketing in Nashville from 2010-13. While in Nashville, she negotiated and sold annual and multiyear sponsorship contracts for Vanderbilt Athletics and IMG's SEC Conference portfolio of properties.

Normansell also served as the interim director of marketing for Marshall University - Department of Athletics in Huntington Beach, West Virginia, from 2009-10. She first entered the sports arena as a national marketing and sales intern for ESPN in Chicago, Ill., in 2008.

Normansell graduated with cum laude honors while earning a Bachelor of Arts degree in Business with an emphasis in marketing, from Murray State University in 2009. While completing her undergraduate degree, she was a four-year varsity scholarship athlete in women's soccer. She earned a Master of Science in sports administration with a minor in business from Marshall University in Huntington, West Virginia in 2010, also with cum laude honors.

Originally from Plymouth, Mich., and currently resides in Westlake Village, California with her husband, David, and dog, Charlie.





O'Keefe is entering his 19th season with the Rams and has held numerous positions with the team during his tenure, including season ticket/club seat sales, suite sales exec, manager of corporate sales & marketing, director of corporate sales & marketing, vice president of ticket sales, and most recently vice president of corporate sales.

In his current role, O'Keefe oversees all aspects of the corporate sales team which generates revenue through the selling of sponsorships, suites, local media, and non-traditional team partnerships.

College: Missouri State
NFL Year: 19
Rams Year: 19



In addition to his involvement in off the field community activities with the team, O'Keefe serves as a board member for the Ronald McDonald House and sits on the YMCA Metropolitan Board of Directors.

Born and raised in St. Louis, Mo., O'Keefe holds a degree in Communications from Missouri State University and enjoys golf, fishing, and spending time with family. He resides in Los Angeles, Calif., with his wife, Jen, and daughters, Alexis, Ava, and Annabel.



College: Arkansas
NFL Year: 5
Rams Year: 1



Holly Roblee joined the Los Angeles Rams' corporate sales team in July 2016. In this role, she manages the team's relationships with corporate partners, integrating them into meaningful co-branded platforms, experiences and events.

Before joining the Rams, Roblee worked in public and community relations for the Dallas Cowboys for four seasons.

Currently, she resides in Santa Monica, Calif. with her newly wedded husband James, both are Arkansas natives and University of Arkansas graduates.

ALAINE BREWER

EMPLOYEE EXPERIENCE



Alaine Brewer is one of the longest tenured Rams employees as she enters her 31st season with the club. In her current role, she is responsible for managing the health insurance plans and working with the players and staff on various issues. Brewer also facilitates a staff wellness program.

Brewer has held various jobs within the Rams organization including working for two years in public relations, eight years in scouting and two years in coaching. Throughout

her Rams' tenure working with employee benefits has remained her core role.

Brewer attended Marquette University in Milwaukee, Wis. and graduated in 1983 with a Bachelor's of Science in Social Work.

She is married to Jeff Brewer, and together they have six children, one son-in-law, and one daughter-in-law.

College: Marquette University
NFL Year: 31
Rams Year: 31





College: Arizona State University
NFL Year: 4
Rams Year: 4



Cunningham enters her fourth year as the Director of Employee Experience for the Los Angeles Rams. She is responsible for all programs and processes relating to employees within the Rams organization. This includes recruiting, retaining and developing our talented staff; coaching, counseling, and conflict resolution; compensation and benefit strategies, performance management, succession planning, team building, management development, recognition programs, legal compliance, and enhanced communication strategies.

Cunningham is a graduate of Arizona State University with a bachelor's degree in interpersonal communication. She also has a master's degree in human resources and organizational management from University of Phoenix, and is SPHR and SHRM-SCP certified.

She has worked in the hospitality industry for over 17 years, most recently with Four Seasons Hotels and Resorts.

Cunningham, a native of Tucson, Ariz., is married to John and has one son, Patrick.



Kristin Schnur is entering her third season with the Los Angeles Rams in administration. She is responsible for providing administrative support to the Director of Employee Experience. Schnur also assists with all programs and processes relating to employees within the Los Angeles Rams organization.

College: University of Missouri - Columbia
NFL Year: 3
Rams Year: 3



Schnur originally joined the Rams as a sales representative in 2014. She previously served as a technical writer for Titan International.

Schnur attended the University of Missouri-Columbia where she earned a Bachelor of Science degree in Liberal Arts.



College: Arizona
NFL Year: 1
Rams Year: 1



Shannon Elliott joined the Los Angeles Rams' external football affairs department in 2016. Elliott will assist in the organization's efforts in promoting, honoring and enhancing football by supporting the players, coaches and key influencers. She will also focus on the club's youth and high school programs, managing the integration with the club's player engagement efforts and the Rams Legends Community programs, which serves all former players.

Before joining the Rams, Elliott worked for the Local Organizing Committee for Copa America Centenario 2016 in Pasadena, Calif., at the Rose Bowl as the accreditation manager.

Prior to Copa America, she lived in Europe for a year while attaining a Masters of Advanced Studies in sports administration at the International Academy of Sports Science and Technology in Lausanne, Switzerland. While abroad, Elliott worked and studied with the International Olympic Committee and interned with organizations such

as UEFA (Union of European Football Association) and FIBA (International Basketball Federation).

After graduating from the University of Arizona in 2013 with a Bachelor of Arts degree in communications and sports management, she moved back to Los Angeles and worked at UCLA Mattel Children's Hospital as a development assistant for pediatrics. While at UCLA, she helped in all fundraising initiatives for pediatric programs.

While obtaining her undergraduate degree at the University of Arizona, Elliott interned for FC Tucson and Major League Soccer, as well as the University of Arizona Athletics Men's Ice Hockey team.

A Los Angeles native, Elliott currently lives in the Westwood area.



College: McKendree University
NFL Year: 8
Rams Year: 8



Eversgerd enters his eighth year with the Rams and second as director of external football affairs. He oversees the team's youth and high school football programs and is responsible for the Rams' Legends Community program which serves all alumni.

Previously, Eversgerd held the position of fan development manager from 2013-2014. In this role, he developed and implemented the Rams Training Academy - a 20,000 square-foot indoor training and development facility. The Rams were the first team in the NFL to have their own team branded youth training academy. In addition, his work with youth football was recognized by the National Football Foundation when he was selected to receive the 2014 Eddie Cochems' Award for his outstanding contribution to amateur football.

He initially was hired as fan development coordinator in 2010 and held that position for three seasons after originally joining the club as a community relations intern in 2009.

Prior to working for the Rams, he worked for Blue Entertainment Sports Television. He earned a bachelor's degree in organizational communication from McKendree University in 2007 and was a captain on the Bearcat football team.

Eversgerd was born and raised in Breese, Ill. and is the son of a former high school basketball coach. He and his wife Kelsey reside in Los Angeles, Calif.



College: California State - Northridge
NFL Year: 30
Rams Year: 30



Jeff Brewer joined the Rams in 1986, having previously served as a manager at the accounting firm at Ernst & Whinney in Newport Beach, Calif.

He lettered in basketball and graduated with a degree in accounting from California State University at Northridge.

Jeff and his wife Alaine have six children, Jennifer, Robert, Nick, Alyssa, Molly and Megan. They reside in Yorba Linda, Calif.



Amie Bearden is in her first season with the Los Angeles Rams. She is primarily responsible for the initial on-boarding and continuous servicing aspects for season ticket members for the Los Angeles Rams. Bearden also develops and facilitates positive relationships with clients through personal communication and account management. In this role, Bearden assists in the creation and coordination of special events for season ticket members to aid in new business development for the club.

College: Cal State - Dominguez Hills
NFL Year: 1
Rams Year: 1



Prior to joining the Rams, Bearden worked on the Los Angeles Dodgers' hospitality team and as a service executive for the Los Angeles Galaxy.

Bearden was born and raised in Torrance, Calif. and graduated from Cal State Dominguez Hills. She is married to Mike and they have two dog, Lunchbox and Lola Bean.



Brittany Cipolla is in her first season with the Los Angeles Rams. She is primarily responsible for the initial on-boarding and continuous servicing aspects for season ticket members for the Los Angeles Rams. Cipolla also develops and facilitates positive relationships with clients through personal communication and account management. In this role, Cipolla assists in the creation and coordination of special events for season ticket members to aid in new business development for the club.

College: Florida State
NFL Year: 4
Rams Year: 1



Cipolla came to the Rams after spending the previous three seasons with the Jacksonville Jaguars.

The New Jersey native, was raised in Florida and attended Florida State University, where she earned a Bachelor of Science in Business Administration in sport management. She now resides in Santa Monica, Calif.



College: Arizona
NFL Year: 1
Rams Year: 1




Karleen Cordova is in her first season with the Los Angeles Rams. She is primarily responsible for the initial on-boarding and continuous servicing aspects for season ticket members for the Los Angeles Rams. Cordova also develops and facilitates positive relationships with clients through personal communication and account management. In this role, Cordova assists in the creation and coordination of special events for season ticket members to aid in new business development for the club.

Before joining the Rams, Cordova worked in corporate sponsorship for the Special Olympics world games, the largest sporting event hosted in LA since the Olympics in 1984.

Cordova also worked in group events for the Tacoma Rainiers in Tacoma WA – the AAA affiliate of the Seattle Mariners during the 2013 season.

Cordova interned with the Tucson Padres in Tucson Arizona in marketing and was the only intern hired on full-time after graduation. She graduated from the University of Arizona in 2012 with a degree in Sports Management and minor in Spanish.

Born and raised in Los Angeles, Calif. currently living in West LA.



College: Arkansas
NFL Year: 1
Rams Year: 1



Morgan Dours enters her first season with the Los Angeles Rams. She is primarily responsible for the initial on-boarding and continuous servicing aspects for season ticket members for the Los Angeles Rams. Dours also develops and facilitates positive relationships with clients through personal communication and account management. In this role, Dours assists in the creation and coordination of special events for season ticket members to aid in new business development for the club.

Before joining the Rams, Dours worked with the Arkansas Razorback's football team and the Texas Rangers.

Dours attended the University of Arkansas where she earned a Bachelor of Science in sports management. She was also a member of the Delta Delta Delta sorority.

Originally from Dallas, Texas, Dours now resides in Downtown Los Angeles, Calif.



College: University of Hawaii
NFL Year: 1
Rams Year: 1



Sara Dugan enters her first season with the Los Angeles Rams. She is primarily responsible for the initial on-boarding and continuous servicing aspects for season ticket members for the Los Angeles Rams. Dugan also develops and facilitates positive relationships with clients through personal communication and account management. In this role, Dugan assists in the creation and coordination of special events for season ticket members to aid in new business development for the club.

Before joining the Rams, Dugan worked with the San Jose Sharks as an account sales manager and interned in the

ticket operations department for the Lake Elsinore Storm. Her intern year was capped with the "Intern of the Year" award.

Dugan earned a Bachelor of Business Administration in marketing with an English minor from the University of Hawaii at Manoa.

Originally from the Bay Area, but currently resides in Los Angeles with a dog named Wilson T. Beagle.



College: Georgetown
NFL Year: 6
Rams Year: 1



Mike Forrester is in his first season with the Los Angeles Rams in 2016. He will manage ticket sales for the Rams at the Coliseum as well as converting season ticket holders to the Inglewood Stadium.

In this role, he is responsible for creating and executing the seat sales process along with the hiring and training of the sales team.

Before joining the Rams, Forrester was the Senior Director of Sales for Legends and the Rose Bowl Premium Seating project where he oversaw the sales and service staff. Over his two years as the leader of the project, he helped achieve a 100 percent sell-through for premium seating for UCLA football and the Rose Bowl Game. In addition he was responsible for maximizing revenue opportunities for major concerts and international soccer events.

His primary responsibilities as lead of the Rose Bowl Premium Seating project were to manage the sales and service staff, establish new business opportunities for the

Terry Donahue Pavilion and maximize customer retention. Forrester joined Legends and the Rose Bowl Premium Seating staff in May 2012 as Premium Sales Manager, coming out to Pasadena, CA from Dallas, Texas, where he was a Senior Sales Manager for the Dallas Cowboys.

While in Dallas, Forrester was part of the record-breaking sales team for the Dallas Cowboys when they moved to AT&T Stadium. In his five years as Senior Sales Manager for the Dallas Cowboys he helped the team generate over \$600M in revenue. Prior to his work with the Dallas Cowboys, Forrester worked as Director of Sales and Marketing for the Fort Worth Cats, a minor league baseball team located in Fort Worth, TX.

Forrester received his Bachelors from Georgetown University with a degree in Marketing where he was also a member of the football team. He currently resides in South Bay, Calif., with his wife, Hilary, and their twin 3-year old boys, Cash and Boone.



College: New Hampshire
NFL Year: 11
Rams Year: 1



Chris Hibbs joined Legends and the Los Angeles Rams in March of 2016 as General Manager & Chief Revenue Officer for the Inglewood Stadium Project. In that role Chris manages the key revenue channels related to both the temporary stadium seasons of 2016-2018, along with the new stadium and entertainment district scheduled to open in Inglewood in 2019.

Previously, Hibbs spent 10 years with the Chicago Bears, starting in 2006 as Senior Director of Sales & Marketing. In that role, he managed all aspects of the Bears corporate revenue business. In December of 2011, as part of an organizational restructuring, Hibbs was promoted to Vice President of Sales & Marketing. In his expanded role, he took over the former ticket operations department (restructured as Ticket Sales & Service), the retail merchandising business and formed a new fan marketing and research group, and thus linked together all the consumer facing aspects of the organization. During his tenure in Chicago, Hibbs was part of the six member executive management team.

Prior to joining the Bears, he spent eight-plus years working for the two NHL franchises in the state of Florida. From 2003-2006, Hibbs held the title of Senior Vice President of Corporate Partnerships and Operations for Sunrise Sports & Entertainment (SSE), the parent company of the Florida Panthers and its facility, the BankAtlantic Center. During that time, he was heavily involved in the development of the Sinatra Theatre, the opening of new premium seat

concept, the WCI Club and the launch of local publications Live On Stage and UnRestricted. All of these projects were developed under the newly formed SSE umbrella company.

From 1999 – 2003, Hibbs held various positions with the Panthers cross-state rivals, the Tampa Bay Lightning. He joined the Lightning from Detroit soon after Palace Sports & Entertainment finalized the purchase of the NHL franchise and its facility. He held positions such as Account Executive, Ticket Sales Manager, Corporate Sales Account Manager and Director of Corporate Sales. During his tenure in Tampa the Lightning rose to the top of the NHL and won a Stanley Cup during the 2003 season.

Hibbs began his sports marketing career in Detroit, Michigan, working for the NBA's Detroit Pistons and their parent company, Palace Sports & Entertainment. Like many aspiring sports executives, he worked as an entry level Account Executive on PS&E's sales force.

Hibbs graduated from the University of New Hampshire which he attended on a full basketball scholarship and was a four-year letter winner. He majored in communications with a minor in business administration.

Hibbs is a native of Chicago suburb, Crystal Lake, Ill. Chris and his wife, Christa reside in Hermosa Beach with their daughter, Lynden, and dog, Maxwell.



College: Wartburg College
NFL Year: 1
Rams Year: 1



Chase Hirschauer enters his first season with the Los Angeles Rams. He is primarily responsible for the initial on-boarding and continuous servicing aspects for season ticket members for the Los Angeles Rams. Hirschauer also develops and facilitates positive relationships with clients through personal communication and account management. In this role, Hirschauer assists in the creation and coordination of special events for season ticket members to aid in new business development for the club.

Before joining the Rams in 2016, Hirschauer worked in sales and stadium operations with the Tampa Bay Lightning.

Hirschauer attended Wartburg College (Waverly, IA) for his Bachelor of Science in administration and played baseball. Earned a dual Masters of Business Administration in sports management at the University of South Florida (Tampa, FL)

Originally from Des Moines, Iowa, currently resides in West Los Angeles Calif., with his girlfriend, Ali, and dog, Boomer.



College: Hawaii
NFL Year: 10
Rams Year: 1



Greg Kish is beginning his Los Angeles Rams tenure with Legends as the Vice President of Suite and Ticket Sales. Kish is responsible for the oversight of all new stadium ticket revenue streams and managing the service support for those clients. Leading up to this role, Kish played a key part over the last year in the relocation of a NFL team to Los Angeles serving as the General Manager of the NFL Relocation Project for Legends.

Prior to investing in the Los Angeles market, Kish worked with the San Francisco 49ers on the Levis Stadium project, most recently as the director of premium sales and service. His primary responsibilities were to oversee a number of key revenue streams inclusive of Suites, SBLs, Game Day Hospitality, 3rd Party Event Hospitality, Tours and Bourbon Steak and Pub @ Levi's Stadium while also focusing on the service initiatives for each. Kish first joined Legends in Santa Clara in 2011 as a sales manager working with the 49ers to oversee a seat license campaign that generated over \$500 million in revenue. As part of the campaign, Kish

was responsible for strategizing and executing the seat sales process along with the hiring and training of over 40 sales professionals.

Before officially joining Legends, Kish got his start in the NFL with the Dallas Cowboys in 2007 as a sales consultant for AT&T Stadium. During his tenure with the Cowboys, he directly sold premium seating with a secondary focus on new hire development. In his time there, the sales team executed the highest one team PSL campaign in sports history generating over \$600 million in revenue.

A native of Southern California, Kish began his sports career in 2006 with Mandalay Sports Entertainment as a corporate marketing manager with the Frisco RoughRiders focusing primarily on outside sales.

Kish received his Bachelors in Business from the University of Hawaii where he was a First Team All-Western Athletic Conference baseball player and assistant coach.



College: Colorado Mesa University
NFL Year: 2
Rams Year: 2



Staci McCracken is in her first full-time season with the Los Angeles Rams. She is responsible for the initial onboarding and servicing aspects for all Los Angeles Rams season ticket members. In addition, McCracken assists with the creation and coordination of special events for season ticket members as well as facilitates positive relationships with clients through personal communication and account management.

McCracken spent the 2013 season with the Rams ticket group.

McCracken attended Colorado Mesa University in Grand Junction, Col.,

McCracken was born and raised on the central coast of Cali., and now resides in Los Angeles, with her dog, Lexi.



College: Fresno State
NFL Year: 1
Rams Year: 1



Johnny Mendez enters his first season with the Los Angeles Rams. He is primarily responsible for the initial on-boarding and continuous servicing aspects for season ticket members for the Los Angeles Rams. Mendez also develops and facilitates positive relationships with clients through personal communication and account management. In this role, Mendez assists in the creation and coordination of special events for season ticket members to aid in new business development for the club.

Before joining the Rams, Mendez worked for sports enterprises including the Houston Dynamo, Seattle Storm (WNBA), Arizona State Sun Devil Athletics and Fresno

State Athletics, and Learfield Sports. While with the Storm, Mendez was the top group sales representative for league in May and June of 2014.

Mendez attended Fresno State and earned a Bachelor of Science in business administration with an emphasis in sports marketing.

A native of Bakersfield, Calif., where he attended Foothill High School. He currently resides in Hollywood, Calif., with his husband, Brett, and two dogs, Greyson and Sloan.



Traci Murtaugh is in her first season with the Los Angeles Rams in 2016. She is primarily responsible for the initial on-boarding and continuous servicing aspects for season ticket members for the Los Angeles Rams. Murtaugh also develops and facilitates positive relationships with clients through personal communication and account management. In this role, Murtaugh assists in the creation and coordination of special events for season ticket members to aid in new business development for the club.

Prior to joining the Rams, Murtaugh was the VIP services and marketing manager for Mina Group, Levi's® Stadium from July 2014 - March 2016. She was responsible for identifying key customers and drive awareness through traditional and social marketing channels, strategic partner-

College: University of Nevada - Las Vegas
NFL Year: 3
Rams Year: 1



ships and community development. Murtaugh also managed brand standards including collateral, website, retail and advertising and established and maintained positive, engaging relationships with VIP members and prospective clients.

After graduation, Murtaugh served as a hospitality manager at MGM Grand in Las Vegas for two years.

Attended the University of Nevada Las Vegas and earned a Bachelor of Science in business administration; Marketing.

A recent transplant to the Los Angeles area with her pomeranian, Stella. Murtaugh also has her Court of Master Sommeliers as an introductory sommelier.



College: Biola University
NFL Year: 1
Rams Year: 1



Caroline Nam enters her first season with the Los Angeles Rams. Nam is primarily responsible for the initial on-boarding and continuous servicing aspects for season ticket members for the Los Angeles Rams. Nam also develops and facilitates positive relationships with clients through personal communication and account management. In this role, Nam assists in the creation and coordination of special events for season ticket members to aid in new business development for the club.

Prior to joining the Rams, Nam worked as an account representative with the Anaheim Ducks.

Nam earned a Bachelor of Arts degree in theological studies with Magna Cum Laude Honors at Biola University.



Kimberly Ostiller is in her first season with the Los Angeles Rams. She is responsible for coordinating meetings, events, and travel. Ostiller also prepares proposals, decks, contracts, and conducts industry and market research.

Prior to joining the Rams, Ostiller worked in corporate partnerships with the Los Angeles Dodgers from 2014 to 2016.

College: University of Southern California
NFL Year: 1
Rams Year: 1



Ostiller graduated from the University of Southern California in May of 2016 with a Bachelor of Arts degree in public relations and a Bachelor of Arts in Spanish. While attending USC, she studied abroad in Madrid, Spain, where she became fluent in the native language. She also served as a tour guide for the university while completing her degree.

Originally from Altadena, Calif., and currently lives in West Los Angeles.



College: Arizona State University
NFL Year: 1
Rams Year: 1



Morgan Poulsen enters her first season with the Los Angeles Rams in 2016. She is primarily responsible for the initial on-boarding and continuous servicing aspects for season ticket members for the Los Angeles Rams. Poulsen also develops and facilitates positive relationships with clients through personal communication and account management. In this role, Poulsen assists in the creation and coordination of special events for season ticket members to aid in new business development for the club.

Previously, Poulsen served as a service executive for season tickets and retention with the Ontario Reign Hockey Club, a sales assistant at Sun Devil Athletics, communica-

tions assistant at Arizona State University, and ticket sales assistant at Utah State University.

Currently, Poulsen is completing her Bachelor of Science degree in communications at Arizona State University, where she is on the Dean's List. Poulsen was also named the DECA California Sports and Entertainment Marketing State Champion in 2013.

Raised in San Diego, Calif., she is a Kappa Delta alumnae, and now resides in Los Angeles with two cats, Carl and Cayla.



College: Saint Louis University
NFL Year: 1
Rams Year: 1



Chris Sloan joined the Los Angeles Rams in June of 2016. Sloan will be responsible for securing corporate marketing partnerships for the club and the Inglewood stadium project. He'll be working to create, build and foster key relationships, both within the Los Angeles business community and around the country.

Prior to joining the Rams, Sloan worked on the Wrigley Field Transformation Project for the Chicago Cubs. In that market, he excelled in a similar business development role. He has additional industry experience in corporate partnership development, as well as in marketing, which

he gained working for NASCAR and the Madison Square Garden Company, both in New York City.

Sloan earned his undergraduate degree from Saint Louis University, which he attended on a full basketball scholarship. In 2010, he completed his Masters in Business Administration at Fordham University.

New to the Los Angeles area, Sloan is making his home in Marina Del Ray with his wife, Cassie, his son, Michael, and the world's most handsome French Bulldog, Louis.



College: Azusa Pacific University
NFL Year: 1
Rams Year: 1



Brittany Todd is in her first season with the Los Angeles Rams. She is responsible for the initial on-boarding and servicing aspects for all Los Angeles Rams season ticket members. In addition, Todd assists with the creation and coordination of special events for season ticket members as well as facilitates positive relationships with clients through personal communication and account management.

Previously, Todd worked with the premium seating department at the Rose Bowl Stadium in Pasadena, Calif., where

she worked events such as home UCLA football games, the Rose Bowl game and the National BCS Championship Game.

Prior to working at the Rose Bowl, she was a part of the special events department at the House of Blues in Downtown Disney, Anaheim, Calif.

Todd graduated from Azusa Pacific University with a Bachelor of Arts degree in communication, with an emphasis in interpersonal and organizational communication.



College: Cal Poly State
NFL Year: 3
Rams Year: 1



Krista Tokugawa is in her first season with the Los Angeles Rams in 2016. Tokugawa processes and facilitates all projects and events for the club's corporate and ticket sales groups, as well as and the service team. Additionally, she works directly with Greg Kish on all administrative operations for the department.

Previously, Tokugawa served as the office manager for the San Francisco 49ers during the 2015 season.

Tokugawa attended Cal Poly State University in San Luis Obispo and earned a Bachelor of Science degree in communication studies, with a minor in Spanish.

Originally from the Bay Area, Tokugawa currently lives in Culver City, Calif.



College: Morehouse College
NFL Year: 1
Rams Year: 1



Ryan Ward enters his first season with the Los Angeles Rams. He is primarily responsible for the initial on-boarding and continuous servicing aspects for season ticket members for the Los Angeles Rams. Ward also develops and facilitates positive relationships with clients through personal communication and account management. In this role, Ward assists in the creation and coordination of special events for season ticket members to aid in new business development for the club.

Previously, Ward worked in sales for the Sacramento Kings. Prior to joining the Kings, Ward interned with the Atlanta Falcons and St. Louis Cardinals.

Ward graduated with a Bachelor of Arts degree in English from Morehouse College.

Ward currently resides in Los Angeles, Calif., and enjoys spending time with his dog, Loki.



College: Clarion University
NFL Year: 1
Rams Year: 1



Jessie Zahner enters her first season with the Los Angeles Rams. She is primarily responsible for the initial on-boarding and continuous servicing aspects for season ticket members for the Los Angeles Rams. Zahner also develops and facilitates positive relationships with clients through personal communication and account management. In this role, Zahner assists in the creation and coordination of special events for season ticket members to aid in new business development for the club.

Zahner joins the Rams with a diverse sports background, previously serving in various sales capacities with The New

York Times, Washington Capitals, Washington Wizards, Washington Mystics, Baltimore Orioles and Washington Nationals.

Zahner attended Clarion University where she earned a Bachelors of Science in Psychology. She also completed a Masters of Arts in clinical psychology from Eastern University.

A native of Erie, PA, she currently resides in Manhattan Beach, Calif.



College: Tennessee
NFL Year: 3
Rams Year: 3



Nate Bain is entering his third season with the Los Angeles Rams. He is a native of Pulaski, Tenn., and is a graduate of the University of Oregon and University of Tennessee.

He joined the NFL as the St. Louis Rams' digital media coordinator, which he held for 11 months before being promoted to his current role.

As digital media manager, he handles all digital strategy for the club, Rams social media accounts and content and maintenance of TheRams.com.

Prior to the Rams, Bain served as a student assistant for the Oregon men's basketball program, an intern at the National Association of Collegiate Directors of Athletics and a media relations graduate assistant for the Tennessee men's basketball and men's golf programs.

He received his bachelor's degree in Sociology from the University of Oregon in 2011, and earned a master's degree in Sport Management from the University of Tennessee in 2014.



Shawn Dangerfield assists the digital team with designing graphics for events, promotions, advertisements, social media and more. He specializes in creating the Rams infographic series and handles all design requests for the club.

Dangerfield was hired on full-time following the 2013 season after serving as a season-long graphic design intern. Before joining the Rams, he worked as lead designer of the Chicago Bandits Pro Fastpitch team for two seasons.

College: Gateway Technical College
NFL Year: 4
Rams Year: 4



Dangerfield attended Gateway Technical College in Elkhorn, Wis., and earned an Associate's degree in graphic communications.

Shawn was born and raised in the small town of Clinton, Wis., and currently resides in Los Angeles, Calif.



College: Arizona State University
NFL Year: 6
Rams Year: 6



Clint McComb serves as the contact and performer for all of Rampage's mascot appearances. He also staffs and manages the Rams Flag Crew on gameday.

McComb attended Arizona State University where he was a member of the men's gymnastics team and earned a full scholarship to serve as "Sparky" the Sun Devil's mascot. That experience landed him a job as the Arizona Cardinals mascot "Big Red" where he spent 10 seasons, including

an appearance in Super Bowl XLIII with Rams Alumni QB Kurt Warner.

He became the first mascot coordinator of the St. Louis Rams in the summer of 2010. Since he assumed the role, the mascot program has won multiple video awards, been featured in three national commercials and also selected to represent the NFC in two Pro Bowl games in Hawaii.



College: New York University
NFL Year: 3
Rams Year: 3



Lee Martin enters his third season as facility operations manager for the Los Angeles Rams in 2016. Martin is responsible for the mechanical operation and physical appearance of Rams training facilities. He also works with all departments to deliver on-site event coordination and management.

Martin assists with the club's relocation operation by serving as the main point of contact with the moving contractor and as a consultant to the organization during the new training facility construction.

Before joining the Rams in 2014, Martin worked as a project manager for Martin Power Services.

Martin earned facilities manager certification through New York University. He also has his general construction trades certification through South County Technical School, his Journeymen Wiremen certification by IBEW LOCAL 1 and the NJATC and is certified by The National Joint Apprenticeship and Training Committee (OSHA).

Martin and his wife, Jamie, have a son, Cameron, and they reside in Los Angeles, Calif.



Andy Sugarman enters his eighth season with the Rams, first in operations. In this role, he works on team travel logistics, training camp operations and various day-to-day club operations. Sugarman also assisted in the overall relocation operations of the club to Los Angeles, Calif.

Before transitioning to operations, Sugarman enjoyed a 16-year tenure as an NFL coach, most recently with the Rams as a quality control/offense coach. Sugarman was responsible for breaking down film of upcoming opponents, self-scouting the Rams and leading the scout team defense in practice, as well as assisting with the tight ends.

Prior to joining the Rams, he served as offensive assistant for the Atlanta Falcons in 2007. From 2004-05, Sugarman coached tight ends for the Detroit Lions as a member of Steve Mariucci's staff after spending one season as offensive assistant for the team in 2003. In 2005, Sugarman helped TE Marcus Pollard lead the Lions in receiving with

46 receptions for 516 yards and three touchdowns.

Sugarman came to Detroit in 2003 after five seasons with the San Francisco 49ers. He was the club's offensive quality control coach from 1998-99 and worked as an offensive assistant from 2000-02. During his first three seasons in San Francisco, Sugarman worked with wide receivers. In his final two seasons with the team, Sugarman worked with tight ends. In addition to his coaching duties, Sugarman handled computer operations, including game plan inputs and coordinated the scout teams for special teams.

A fourth generation University of California-Berkley student, Sugarman made his coaching debut at Cal in 1991, serving as an assistant to the offensive and special teams coaching staffs through the 1997 season. Sugarman also worked for the team while he was a student at Acalanes High School in Lafayette, Calif.

Andy is married to the former Amanda Mehan and the couple has three daughters: Lucy, Chelsea and Roxie.

College: University of California-Berkely
NFL Year: 17
Rams Year: 8





College: Baldwin-Wallace University
NFL Year: 12
Rams Year: 6



Kate Walker enters her third year as manager of football operations with the club. In this role, she works closely with the general manager and player personnel department on all business matters, including but not limited to travel, logistics, managing the personnel budget and any time sensitive situations. She is responsible for managing all aspects of the club's attendance at the NFL Combine. Walker also works as the liaison between team executives, agents, staff and players when coordinating all visits and tryouts throughout the year.

Walker served a vital role in the club's operational efforts in support of its relocation from St. Louis, Mo., to Los Angeles, Calif. She assisted in all initial site scouting for the club's business headquarters, as well as three fully-functional team facilities utilized throughout the 2016 season. Walker worked directly with all on-site contacts to ensure the day-to-day needs of all Rams personnel were addressed accurately and efficiently.

Previously, she served three years as executive assistant to the general manager with the Rams, handling all of the

day-to-day operations for the college and pro scouting departments.

During the 2008-2012 seasons, Walker served as the assistant to player personnel for the Atlanta Falcons. She also held positions at JWT Advertising and spent three seasons with the Phoenix Coyotes of the National Hockey League. Originally, Walker entered the NFL as football operations assistant for the Cleveland Browns during the 2004-2005 season.

Walker earned an MBA in business, sport administration from Ohio University in 2003. She also has a Bachelor of Arts in sport administration from Baldwin-Wallace University where she was also a four-year starter on the volleyball team.

The Cleveland, Ohio, native is married to Matt and they reside in Westlake, Calif.



College: Columbia College
NFL Year: 14
Rams Year: 8



Bruce Warwick enters his eighth season with the Rams, fifth as director of operations. During his first three seasons with the Rams, Warwick served as the assistant to the head coach/football operations.

Warwick spear-headed the club's relocation operation from St. Louis, Mo., to Los Angeles, Calif. Warwick and his staff were responsible for all logistical operations and execution for players, coaches and front office staff. The move included building-out four fully-operational team facilities, in addition to two business operation sites. Warwick oversaw all initial scouting efforts of club offices and football facilities, alongside COO Kevin Demoff, to ensure all daily operational and technical needs were addressed, as well as all NFL gameday requirements were met and/or installed.

With a background in the collegiate and professional game, Warwick has been part of four championship teams and seven bowl games at the college level and three championships and six playoffs games in the National Football League.

Warwick joined the Rams after two seasons with the University of Tennessee as assistant athletic director/football operations. Warwick oversaw all daily football-related operations including community relations, equipment, recruiting, player relations and video departments. He was part of the staff that won the SEC Eastern Division in 2007. He also was coordinator of practice sessions, travel, bowl arrangements, and the football budget. Bruce was at Duke University in 2006 as director of player personnel/development.

Warwick returned to the college ranks after six seasons (2000-05) with the Green Bay Packers. During his time with the Packers, Warwick handled the team's daily football operations as the team won three consecutive division titles and made four playoff appearances. Warwick served as director of football administration for NFL Europe in 2000.

Warwick began his career in 1991 as assistant recruiting coordinator at Syracuse. He spent two years as assistant to the athletic director/football operations at the University of Maryland from 1992-93 before serving as assistant athletic director of football management at Clemson University from 1994-95.

Warwick was back at Syracuse from 1996-99 as director of football operations. The Orangemen, behind quarterback Donovan McNabb, appeared in four consecutive bowl games, three consecutive Big East championships and posted a 33-16 record.

A Baldwinsville, N.Y., native, Warwick graduated in 1989 with a business administration degree from Columbia College in Syracuse. He earned a master's degree in sports management in 1991 from the U.S. Sports Academy in Daphne, Ala.

Warwick is married to Debra and the couple has three sons, Alexander, Joseph and Jacob.



College: Fort Hayes State University
NFL Year: 7
Rams Year: 5



Cory Befort is entering his fifth season with the Los Angeles Rams with the Rams Broadcasting Network. Befort is responsible for creating and executing various print, motion, and video creative for in-game, TV, and web content. His primary focus is motion graphics and visual effects.

Prior to joining the Rams in 2012, Befort spent the 2011 NFL season in the new media department with the Atlanta Falcons and the 2010 season in the Video Production department with the Tampa Bay Buccaneers. Before enter-

ing the NFL, Befort spent time in the Ballpark Entertainment department with Houston Astros during the summer of the 2010 MLB season.

Befort earned his BFA in graphic design from Fort Hays State University in Hays, Kansas in May of 2011.

Befort was born and raised in Hays, Kansas. He grew up a sports fanatic and knew from childhood that he wanted to be a part of the professional sports world.



College: San Diego State
NFL Year: 7
Rams Year: 7



The 2016 season marks Glenn Connelly's seventh season with the Rams Broadcasting Network. Connelly serves as a videographer and editor for the department. He is responsible for shooting, editing and writing for television shows, player features, press conferences, and community events for use on the web and for television.

Connelly has served as the producer for the club's magazine-style television show "RamsNation" and Emmy award

winning "Rams360." while in St. Louis, Mo. He also produced the in game video content for video board during home games.

Before joining the Rams, Connelly was a freelance photographer/videographer in San Diego.

He earned a Bachelor of Arts degree in Multimedia from San Diego State University.



College: Tusculum College
NFL Year: 4
Rams Year: 4



Sandarvis Duffie enters his fourth season with the Los Angeles Rams as part of the Rams Broadcasting Network. Duffie is responsible for producing compelling cinematic stories surrounding the club's front office staff, players and coaches. He also provides leadership for the broadcast trainee/internship program.

Prior to joining the Rams in 2013, Sandarvis spent two years as senior producer and editor for the video service

department at the University of Central Florida. He also interned with the Orlando Magic and the Golf Channel. Sandarvis played football at Tennessee State University from 2003-2005. He later transferred to Tusculum College where he graduated with a degree in mass communication in 2008.

Sandarvis was born and raised in Orlando, Fla., and currently resides in Los Angeles, Calif.



Matthew Israel is in his first full-time season with the Los Angeles Rams, after spending the 2015 season as an intern. Israel assists in the production of video content for television, digital, and in-game entertainment the Rams Broadcasting Department.

College: Texas Christian University
NFL Year: 2
Rams Year: 2



Prior to joining the Rams, Israel interned with Sporting Kansas City and the Kansas City Chiefs.

Israel graduated from Texas Christian University in 2015 with a Bachelor's of Science in Sports Broadcasting.



College: Illinois
NFL Year: 7
Rams Year: 1



The 2016 season marks Jory Hirsh's first season with the Los Angeles Rams. Hirsh oversees the club's broadcast and digital talent, as well as its overall content production.

Before joining the Rams, Hirsh was an Emmy-award winning producer who created and produced content and programming for multiple networks. Most recently, he served the coordinating producer at Dick Clark Productions and oversaw all production aspects for 'ROME', hosted by Jim Rome, which aired on CBS Sports Network (2012-15).

Hirsh worked as a senior producer at Intersport for six years. During his tenure, he produced TV programming for the award-winning production company, creating original series & documentaries for network clients.

After graduating from the University of Illinois, he worked as a producer at ESPN. While with ESPN from 2001-06, he had the opportunity worked on and produce a multitude of programs, including the Emmy-award winning documentary series 'SportsCentury'.

Hirsh graduated from the University of Illinois with a Bachelor of Science in Liberal Arts in speech communication.

The Glenview, Ill., native is married to Cori and they have two sons, Casey and Dylan.



Dani Klupenger is entering her second season as the reporter for the Rams. Klupenger is the liaison between the organization and the fans. She covers all Rams-related happenings including breaking news, game recaps and community service initiatives to the NFL Draft, training camp, free agency and Rams' cheer auditions. Klupenger serves as the sideline reporter on gamedays, as well as the in-stadium host at every home game. She conducts and edits video features for the team website and Rams-related TV shows.

In St. Louis, Klupenger served as the host of "Rams Nation," a weekly magazine television show that provided an inside look at the Rams, on Fox Sports Midwest and KTVI-Fox 2. Additionally, she served as a host of the "What the Heck" radio show featuring Rams Pro Bowl punter Johnny Hekker on 101 ESPN.

Klupenger joined the Rams after spending nearly two years as a reporter and producer for the University of Tennessee

department of athletics. With the Tennessee Volunteers, Klupenger hosted, produced and shot hundreds of feature stories for 20 sports teams, including football, basketball, baseball and softball. She also worked as a sideline reporter, color analyst and feature reporter for the SEC Network during her time in Knoxville.

Prior to landing with the Vols, Klupenger was a standout basketball player at Stony Brook University in New York for four seasons. As an undergraduate, she worked as a host and producer for the Stony Brook athletics department and also interned with KATU-TV, the local ABC affiliate in Portland, Ore. Recently, Klupenger was honored as one of Stony Brook University's 2016 40 Under 40 award winners.

Klupenger earned her bachelor's degree in journalism and business management in 2013. She is a native of the Portland, Ore. area.





College: Columbia University
NFL Year: 3
Rams Year: 3



Myles Simmons enters his third season as Rams Insider, helping provide unique coverage of the team on the Rams' digital and broadcast platforms. Simmons serves as the primary writer for the team's website, authoring previews and recaps of Rams' practices and games, as well as features on the team. Simmons also appears on many of the team's website broadcasts, including serving as host of All 22 and co-host of Rams Report.

Prior to joining the Rams, Simmons spent time with Sporting News, Yahoo Sports, and 92.3 The Fan in Cleveland, Ohio. He assisted in NFL coverage for all three media outlets.

A Cleveland native, Simmons earned his bachelor's degree in American Studies from Columbia University.



College: Full Sail University
NFL Year: 7
Rams Year: 7



Slepokura is entering his seventh season with the Los Angeles Rams and second as director of broadcast production. He oversees the Rams Broadcasting Network video content while directing game entertainment inside the Coliseum.

Previously, Slepokura served as the Rams' video manager for five seasons and was originally hired on as a video

producer prior to the 2010 season. During that time span, he has been recognized with 11 Emmy Awards.

Before that he spent time in the NBA with the Orlando Magic creating video content for in-arena entertainment. Slepokura was born and raised in Northern California and enjoys playing ice hockey in his free time.



College: Belmont
NFL Year: 14
Rams Year: 11



Jake Bye joined the Rams in 2006 as corporate sales manager; primarily responsible for the marketing, sales, and retention of Rams Executive Suites. With the Rams creation of a ticket sales department in December of 2007, his role evolved to director of ticket sales & premium seating and eventually to vice president of ticket sales and premium seating in May of 2012.

Bye now oversees all consumer revenue for the Rams including ticket sales and service, premium seating and suites, retail merchandise, and the food, beverage, and hospitality experience. He also serves as the primary liaison to the marketing department to determine consumer marketing strategies and the creation of new revenue sources. Bye played a crucial role in the successful renovation of the Edward Jones Dome and the creation of new premium seating areas in 2009. In addition, he works

closely with the corporate sales department on the creation and execution of all consumer sales and marketing strategies.

Bye has nearly sixteen years of experience in the sports industry initially with the Nashville Predators of the NHL where he was awarded the Calder Trophy as the organization's most influential first-year member in 2001. More recently he worked as an account executive for three years with the Jacksonville Jaguars. Bye is a 1999 graduate of Belmont University and plans to reside in the Westlake Village area with his wife of 16 years, Christi, their 6-year old son Gareth, and two year-old twin boys Harlan and Baden.



College: Lindenwood University
NFL Year: 8
Rams Year: 8



Steven Moore enters his eighth year with the Los Angeles Rams. He is responsible for managing the ticket manifest for the Los Angeles Memorial Coliseum and new Inglewood stadium project. Moore also processes and invoices new season ticket orders.

Previously, Moore served in various capacities within the Rams' ticket operations including ticket operations assis-

tant, coordinator and manager. He was hired full-time in 2010, after serving as a season-long intern in 2009.

Moore earned a Bachelor of Arts in sports management and an MBA from Lindenwood University.

Moore is married to Kayla, and they reside in Los Angeles, Calif.



College: Missouri Baptist University
NFL Year: 7
Rams Year: 7



Meagan Roberts enters her seventh year with the Los Angeles Rams. She is responsible for managing the club's ticket manifest for the Los Angeles Memorial Coliseum and Inglewood stadium project.

Roberts also processes all new season ticket orders and manages all VIP and internal ticket requests. Through her various roles within the ticket department, Roberts has built a reputation for engaging all fans and season ticket members with the highest level of customer service.

Originally, Roberts joined the Rams in 2011 after serving as a customer service intern for the 2010 season. Her other roles have included serving as ticket operations coordinator and ticket office manager.

Roberts is a native of St. Louis, Mo., where she earned a Bachelor of Science degree and a Master's in Sport Management from Missouri Baptist University.

VETERAN PLAYER BIOS

2016 MEDIA GUIDE





31 MAURICE ALEXANDER

Position: Safety
Ht./Wt.: 6-1/220
Birth Date: 2/16/91
College: Utah State
Hometown: St. Louis, Mo.
Experience: 3rd year (3rd Rams)
Acquired: D4-2014 (110th)

Career GP/GS (Playoffs): 23/5 (0/0)



TRANSACTIONS: Selected by the Rams in the fourth round (110th overall) of the 2014 NFL Draft (5/10/14).

2015 SEASON: Started five games at safety...collected 40 tackles (29 solo), 2.0 sacks, three quarterback hits and two passes defended...**at San Francisco (1/3/16):** Started at safety...notched a career-high nine tackles (eight solo)...**vs. Tampa Bay (12/17):** Started at safety...tallied eight tackles (seven solo) and one pass defended...**vs. Detroit (12/13):** Started at safety...registered eight tackles (six solo)...**vs. Arizona (12/6):** Saw action on defense and special teams...sacked Arizona QB Carson Palmer for a loss of nine yards, his second sack of the season...also had one solo tackle and one quarterback hit on defense...**at Minnesota (11/8):** Made his first NFL start...recorded his first career sack on Vikings QB Shaun Hill...also had four tackles (two solo)...added one special teams tackle.

2014 SEASON: Appeared in nine games and registered seven special teams tackles...**at Tampa Bay (9/14):** Made his NFL debut...saw action on special teams.

COLLEGE: Received All-Mountain West Conference honorable mention following 2013 season...started 21-of-25 games at strong safety for Utah State, finishing with 125 tackles (67 solo), including 6.5 sacks for minus 43 yards and 16 stops for losses of 73 yards had one interception, seven pass deflections, two forced fumbles and a fumble recovery...started 13 games at strong safety during the 2013 season, recorded 80 tackles (40 solo) with 3.5 sacks for minus 27 yards and nine stops for losses of 47 yards recovered one fumble and caused another had one interception to go with six pass deflections was not a member of Utah State's football program in 2012...2011 was his first season at Utah State, started eight games and played in 12, recorded 45 tackles (27 solo), 3.0 sacks for minus 16 yards and seven stops for losses totaling 26 yards also had two quarterback hurries and one pass break-up...was a two-time first-team all-Western States Football League and first-team all-Region I selection at Arizona Western College...helped the Matadors to back-to-back league championships, including a 10-2 record in 2010, the first back-to-back bowl appearances for Arizona Western since 1980-81...led the WSFL and ranked 19th in National Junior College Athletic Association (NJCAA) with 98 tackles, including 19.0 for loss with 8.0 sacks, four pass break-ups, one interception and one forced fumble...the 19.0 tackles for loss was second in the NJCAA, while the 116 yards loss ranked first...finished two-year career with 179 tackles, 15.0 sacks and four interceptions.

PERSONAL: A two-year all-state Missouri Class 5A, two-time all-conference and two-year all-metro honoree at Eureka (Mo.) High School, helping the Wildcats to a pair of district championships, advancing to the state semi-finals twice...posted 134 tackles with 18.0 sacks his senior season...was also an all-state performer in wrestling and track, finishing third at the state wrestling championships...graduated from Utah State in the fall of 2013 with an interdisciplinary studies degree emphasizing in sociology and physical education participated in numerous community events, including the St. Louis Rams Training Academy Youth Football Camp and United Way Kickoff for Charity Luncheon...son of Maurice Alexander and Lynette McAlpine...resides in Los Angeles, Calif.

MAURICE ALEXANDER NFL STATISTICS

REGULAR SEASON

Year	Team	G/S	Tackles		Asst	Sk	Yds	Interceptions			TD	PD	Fumbles		Yds
			Total	Solo				Int	Yds	Lg			FF	FR	
2014	RAMS	9/0	0	0	0	0.0	0.0	0	0	0	0	0	0	0	0
2015	RAMS	14/5	40	29	11	2.0	20.0	0	0	0	0	2	0	0	0
Total		23/5	40	29	11	2.0	20.0	0	0	0	0	2	0	0	0

ADDITIONAL CAREER STATISTICS: Special Teams Tackles: 2015 (4), 2014 (7).

MAURICE ALEXANDER GAME-BY-GAME STATISTICS

2015 ST. LOUIS RAMS

Game	W/L	P/S	T	S	A	Sk	Yds	Int	Yds	Lg	TD	PD	FF	FR	Yds
SEA 9/13	W	1/0	0	0	0	0.0	0	0	0	0	0	0	0	0	0
@WAS 9/20	L	1/0	0	0	0	0.0	0	0	0	0	0	0	0	0	0
PIT 9/27	L	1/0	0	0	0	0.0	0	0	0	0	0	0	0	0	0
@ARI 10/4	W														
@GB 10/11	L														
CLE 10/25	W	1/0	0	0	0	0.0	0	0	0	0	0	0	0	0	0
SF 11/1	W	1/0	3	2	1	0.0	0	0	0	0	0	0	0	0	0
@MIN 11/8	L	1/1	4	3	3	1.0	11.0	0	0	0	0	0	0	0	0
CHI 11/15	L	1/0	0	0	0	0.0	0	0	0	0	0	0	0	0	0
@BAL 11/22	L	1/0	0	0	0	0.0	0	0	0	0	0	0	0	0	0
@CIN 11/29	L	1/0	0	0	0	0.0	0	0	0	0	0	0	0	0	0
ARI 12/6	L	1/0	1	1	0	1.0	9.0	0	0	0	0	0	0	0	0
DET 12/13	W	1/1	8	6	2	0.0	0	0	0	0	0	0	0	0	0
TB 12/17	W	1/1	8	7	1	0.0	0	0	0	0	0	1	0	0	0
@SEA 12/27	W	1/1	7	3	4	0.0	0	0	0	0	0	1	0	0	0
@SF 1/3/16	L	1/1	9	8	1	0.0	0	0	0	0	0	0	0	0	0
TOTAL		7-9	14/5	40	29	11	2.0	20.0	0	0	0	2	0	0	0

2014 ST. LOUIS RAMS

Game	W/L	P/S	T	S	A	Sk	Yds	Int	Yds	Lg	TD	PD	FF	FR	Yds
MIN 9/7	L														
@TB 9/14	W	1/0	0	0	0	0.0	0	0	0	0	0	0	0	0	0
DAL 9/21	L														
PHI 10/5	L														
SF 10/13	L	1/0	0	0	0	0.0	0	0	0	0	0	0	0	0	0
SEA 10/19	W														
@KC 10/26	L														
@SF 11/2	W														
@ARI 11/9	L														
DEN 11/16	W	1/0	0	0	0	0.0	0	0	0	0	0	0	0	0	0
@SD 11/23	L	1/0	0	0	0	0.0	0	0	0	0	0	0	0	0	0
OAK 11/30	W	1/0	0	0	0	0.0	0	0	0	0	0	0	0	0	0
@WAS 12/7	W	1/0	0	0	0	0.0	0	0	0	0	0	0	0	0	0
ARI 12/11	L	1/0	0	0	0	0.0	0	0	0	0	0	0	0	0	0
NYG 12/21	L	1/0	0	0	0	0.0	0	0	0	0	0	0	0	0	0
@SEA 12/28	L	1/0	0	0	0	0.0	0	0	0	0	0	0	0	0	0
TOTAL		6-10	9/0	0	0	0	0.0	0	0	0.0	0	0	0	0	0



66 | DAVID ARKIN

Position:	Guard
Ht./Wt.:	6-5/307
Birth Date:	10/7/1987
College:	Missouri State
Hometown:	Wichita, Kan.
Experience:	3rd year (2nd Rams)
Acquired:	FA-2015

Career GP/GS (Playoffs): 1/0 (3/0)



TRANSACTIONS: Signed with the Rams (11/17/15)...spent time on the Indianapolis practice squad during 2015 season...signed with Seattle practice squad (9/3/14) to (9/8/14)...released from Miami (8/30/14), after signing (11/5/13)...originally drafted by Dallas (7/28/11) in the fourth round (110th overall).

PRO: Played in one game with the Dolphins in 2013 and three postseason contests with the Colts in 2014.

2015 SEASON: Did not play.

2014 SEASON: Saw action in three postseason games as a member of the Indianapolis Colts.

2013 SEASON: Played in one game with the Dolphins.

COLLEGE: A three-time all-conference offensive lineman...in 2009, earned All-MVFC First Team honors after grading out at 87 percent with 71 knockdowns and starting all 11 games...started the first nine games at right guard before transitioning to left tackle for the final two games, due to team injuries...twice named MVFC Offensive Lineman of the Week after grading out at 81 percent with seven knockdowns in the Bears' first-ever win at Youngstown State (10/3/09) and grading out at 87 percent with six knockdowns in a 31-7 home win over Indiana State (11/7/09), his first-ever start at tackle...named Missouri State's Offensive Lineman of the Year for the third straight season...earned nod on MVFC All-Academic Squad First Team...in 2008, started all 11 games at right guard and anchored Missouri State offensive line that averaged 312.9 yards per game...earned second-team All-MVFC honors and All-Academic Second Team distinction...in 2007, started all 11 games at right guard...named All-MVFC second team and All-Academic second team...in 2006, redshirted his freshman year at Missouri State.

PERSONAL: A consensus Kansas all-state performer for coach Dan Adlehardt's Crusaders as a senior at Kapaun Mt. Carmel High in Wichita...earned a selection in the 2006 Kansas Shrine Bowl All-Star Game...was also an all-city defensive lineman with 47 tackles and three sacks his senior season, helping his squad to a 6-4 record and a sectional championship...started all 28 games his last three seasons...was also a two-time letterman in wrestling...son of Kevin and Donna Arkin of Wichita, Kan....majored in construction management with minors in Real Estate and Finance.

FOLKERTS' Games Played Stats: Miami 2013 (1/0), Indianapolis Postseason 2014 (3/0). **TOTAL: (1/0) Postseason: (3/0).**



11 | TAVON AUSTIN

Position:	Wide Receiver
Ht./Wt.:	5-8/176
Birth Date:	3/15/91
College:	West Virginia
Hometown:	Baltimore, Md.
Experience:	3rd year (3rd Rams)
Acquired:	D1-2013 (8th)

Career GP/GS (Playoffs): 44/25 (0/0)



TRANSACTIONS: Selected No. 8 overall in the 2013 NFL Draft by the St. Louis Rams (4/25/13).

PRO: Has played in 44 games with 25 starts for the Rams...has been awarded NFC Special Teams Player of the Week honors three times...at Washington (12/7/14) for his 143 punt return yards, including a 78-yard punt return touchdown...at Indianapolis (11/10/13) when he notched a 98-yard punt return for a touchdown...his 145 punt return yards were the second-most in a single game in franchise history...became the first player in NFL history with a 95-plus yard punt-return touchdown and two 55-plus yard receiving touchdowns in the same game...vs. Seattle (9/13/15) for his 75-yard punt returned for a score...the Rams executed a trade with the Buffalo Bills in which the team gave up their 16th, 46th, 78th and 222nd picks to get Austin at No. 8...he became the ninth wide receiver drafted by the Rams in the first round and the first taken in the opening round since Torry Holt was selected No. 6 overall in the 1999 NFL Draft.

2015 SEASON: Started at wide receiver in 15 games...finished the season leading the team in receptions (52)...accumulated 907 total yards from scrimmage (receiving yards - 473 and rushing yards - 434) setting new career-high...also had 268 punt return yards...notched a career-high 10 touchdowns on the season (5 receiving, 4 rushing, 1 punt return)...at Cincinnati (11/29): Started at wide receiver...led the team in rushing yards with four rushes for 63 yards and one touchdown...also had six catches for 33 yards...tallied a 60-yard rush which was his second longest rush of his career...in total, posted 10 offensive touches for 96 yards...

vs. San Francisco (11/1): Started at wide receiver...tallied a 2-yard touchdown rush and added 66-yard touchdown reception...led the team in receptions (4) and receiving yards (98)...at Arizona (10/4): Started at wide receiver...led the team in receptions (six) and receiving yards (98)...hauled in two receiving touchdowns from QB Nick Foles, marked the third game of his career that he had two receiving touchdowns...also added two rushes for 20 yards...

vs. Seattle (9/13): Rushed 11 yards into the endzone...also notched a 75-yard punt return...became the fifth player in the past 20 years to score a touchdown on a punt return and a rush in the same game...he is the first player in NFL history with a 75-plus yard punt-return touchdown in each of his first three seasons.

2014 SEASON: Caught 31 passes for 242 yards, carried the ball 36 times for 224 yards and two touchdowns, also returned 35 punts for 391 yards and one touchdown for a net total of 877 yards and three total touchdowns in 2014...at San Diego (11/23): Started at wide receiver...also saw action at running back and punt returner...ran the ball three times for 27 yards and one touchdown...notched three receptions for 11 yards...returned two punts for 44 yards...

Austin earned NFC Special Teams Player of the Week honors vs. Seattle (9/13/15)



Austin earned NFC Special Teams Player of the Week honors at Washington (12/7/14)



at Washington (12/7): Started at wide receiver, also saw action at punt returner...finished the day with 203 combined net yards (receiving yards-14, rushing yards-46, return yards-143) including a 78-yard punt return for a touchdown...marked the second punt returned for a touchdown of his career...earned NFC Special Teams Player

of the Week honors...**vs. New York Giants (12/21):** Saw action at wide receiver and punt returner...hauled in one pass for 15 yards...finished the day with 25 yards on three carries...returned three punts for 61 yards including a long of 41 yards...

2013 SEASON: Finished the season with 40 catches in 13 games and six total touchdowns (four receiving, one rushing and one via punt return)...became the first player in NFL history with a 95-yard punt return for touchdown, 80-yard touchdown reception and 65-yard rushing score in the same season...his 98-yard punt return at Indianapolis is tied for the third longest punt return of all-time in the NFL...marks the second longest punt return in franchise history, behind Robert Bailey's 103-yard return at New Orleans (10/23/94)...named NFC Special Teams Player of the month for November...at Atlanta (9/15): Earned his first NFL start...registered his first NFL touchdown on a 6-yard pass from QB Sam Bradford, and added a second touchdown reception on a 10-yard grab...finished the game with six receptions for 47 yards...at Indianapolis (11/10): Notched a 98-yard punt return for a touchdown...his 145 punt return yards were the second-most in a single game in franchise history...recorded a second score on a 57-yard reception from QB Kellen Clemens...tallied his third score of the day on a career-long 81-yard touchdown reception from Clemens...finished the game with 314 all-purpose yards (145 punt return, 138 receiving, 27 kickoff return and four yards rushing), the second-best single-game performance in team history...first player in NFL history with a 95-plus yard punt-return touchdown and two 55-plus yard receiving touchdowns in the same game...joined Pro Football Hall of Famer Gale Sayers (December 12, 1965) and Randy Moss (November 26, 1998) as the only players age 22 or younger with three 50-plus yard touchdowns in the same game...finished the game with 142 scrimmage yards (138 receiving, four rushing) and 145 punt-return yards, joined by Steve Smith as the only players in NFL history with at least 140 scrimmage yards and 140 punt-return yards in the same game...earned NFC Special Teams Player of the Week and NFL Rookie of the Week honors...**vs. Chicago (11/24):** Rushed 65 yards for a touchdown, the first rushing touchdown of his career...marks the Rams' longest rush since Marshall Faulk had a 70-yard rush

(12/23/01)...the third player since 1940 with four 50-plus yard touchdowns in consecutive games, the other two are Jim Brown (Cle) and Gale Sayers (Chi)...marked his fourth consecutive touchdown of 57 yards or more.

Austin earned NFC Special Teams Player of the Week honors at Indianapolis (11/10/13)



COLLEGE: As a senior, named Big 12 Conference co-Special Teams Player of the Year was the recipient of the Paul Hornung Award, given to the most versatile player in the nation named a semi-finalist for the Biletnikoff Award (nation's top receiver) received All-American first-team honors from The NFL Draft Report, American Football Coaches Association and CBS Sports

as an all-purpose back, adding second-team honors from CBS Sports and the Foundation as a receiver added All-Big 12 Conference first-team recognition and all-purpose back from the league's coaches and ESPN, while garnering second-team accolades as a receiver from the Associated Press became the first Mountaineer to score a touchdown four different ways in one season (catch, rush, kick and punt return) joined fellow wide-out Stedman Bailey in setting the school season-record with 114 receptions, ranking third nationally with an average of 8.77 grabs per game led the nation with an average of 223.85 all-purpose yards per game, setting school and Big 12 season-records with a total of 2,910 yards, surpassing the old WVU mark of 2,574 yards by Austin in 2011 and the league record of 2,833 yards by Jeremy Maclin of Missouri in 2008 the only players in NCAA FBS history to gain more all-purpose yards in a season were Barry Sanders of Oklahoma State (3,250 in 1998), Ryan Benjamin of Pacific (2,995 in 1991) and Chris Johnson of East Carolina (2,960 in 2007) gained at least 100 yards receiving in six contests and generated at least 200 all-purpose yards in seven games...as a junior, earned All-American first-team honors as a return specialist from The NFL Draft Report, CBS Sports and Phil Steele, and added third-team accolades from the Associated Press All-Big East Conference first-team choice received league Special Teams Player of the Year and West Virginia Offensive Player of the Year recognition, in addition to being selected to the All-Bowl squads named by Yahoo! Sports, CBS Sports and College Football News returned to slot receiver, starting 11 games, as he set a then-school season-record with 101 receptions for 1,186 yards (11.74 ypc) and eight touchdowns, topping the previous WVU mark of 77 grabs by David Saunders (1998) his 268 yards gained on 19 punt returns (led the Big East and placed sixth in the FBS with a 14.11-yard average) was the 10th-highest total by a Mountaineer in a season led the nation with an average of 198.00 all-purpose yards per game, as he touched the ball 172 times for a then school record 2,574 yards, joining Steve Slaton (2,104 in 2006) as the only Mountaineers to register 2,000 all-purpose yards in a season as a sophomore, earned an All-Big East Conference first-team choice by the league's coaches started 11 of the 13 games he appeared in at the "H" receiver position, ranking second on the team with 58 receptions for 787 yards (13.57 ypc) and eight touchdowns rushed 16 times for 161 yards, returned 12 kickoffs for 230 yards (19.17 avg) and was third on the team with 1,178 all-purpose yards...earned the Freshman All-Big East Conference selection started at slot receiver vs. East Carolina, Auburn, Louisville and Pittsburgh while appearing in all 13 games.

Austin is the Rams' first wide receiver chosen in the first round since Torrey Holt was drafted No. 6 in the 1999 NFL Draft.



PERSONAL: Multidisciplinary studies major at West Virginia and member of the Garrett Ford Academic Honor Roll son of Cathy Green and the oldest of four children attended Dunbar (Baltimore, Md.) High School, playing football for head coach Lawrence Smith started at running back, but was often used in the slot and handled return duties the two-time consensus Maryland Player of the Year and All-State choice closed his career as the state record-holder with 790 points scored, 123 total touchdowns, 9,258 all-purpose yards and 7,962 yards rushing three-time Baltimore Sun Player of the Year and Digital Sports' All-Metro Offensive Player of the Year...participated in numerous community events, including Taste of the NFL, Hayes for the Holidays and the All-Community Ticket program - Tay-Awesome.

TAVON AUSTIN NFL STATISTICS

REGULAR SEASON

RECEIVING												
Year	Team	Receiving					Rushing					
		G/S	No	Yds	Avg	Lg	TD	Att	Yds	Avg	Lg	TD
2013	RAMS	13/3	40	418	10.5	81t	4	9	151	16.8	65t	1
2014	RAMS	15/8	31	242	7.8	28	0	36	224	6.2	19	2
2015	RAMS	16/14	52	473	9.1	66t	5	52	434	8.3	60	4
TOTALS		44/25	123	1,133	9.2	81t	9	97	809	8.3	65t	7

Year	Team	Punt Returns					Kickoff Returns				
		No	Yds	Avg	Lg	TD	Att	Yds	Avg	Lg	TD
2013	RAMS	33	280	8.5	98t	1	18	398	21.1	32	0
2014	RAMS	35	391	11.2	78t	1	2	19	9.5	11	0
2015	RAMS	34	268	7.9	75t	1	3	16	5.3	7	0
TOTALS		102	939	9.2	98t	3	23	433	18.8	32	0

SINGLE GAME HIGHS

Receptions – 6, many times, last at Arizona (10/4/15)
Yards – 138, at Indianapolis (11/10/13)
Rushing yards – 65, vs. Chicago (11/24/13)
Longest reception – 81, at Indianapolis (11/10/13)
Touchdowns – 3, at Indianapolis, (11/10/13)

TAVON AUSTIN GAME-BY-GAME STATISTICS

2015 ST. LOUIS RAMS

Game	W/L	G/S	No	Receiving				TD	Att	Yds	Avg	Rushing				YDS	Returns				YDS	AVG	LG	TD
				Yds	Avg	Lg						Lg	TD	PR	FC		LG	TD	KR					
SEA 9/13	W	1/1	2	-2	-1.0	7	0	4	17	4.3	16t	1	2	1	85	75t	1	0	0	0	0	0.0	0	0
@WAS 9/20	L	1/1	1	6	6.0	6	0	4	40	10.0	16	0	0	0	0	0	0	0	0	0	0	0.0	0	0
PIT 9/27	L	1/1	5	38	7.6	12	0	0	0	0.0	0	0	3	1	32	20	0	0	0	0	0	0.0	0	0
@ARI 10/4	W	1/1	6	96	16.0	47	2	2	20	10.0	12	0	0	0	0	0	0	0	0	0	0	0.0	0	0
@GB 10/11	L	1/1	2	6	3.0	5	1	3	22	7.3	15	0	2	0	4	6	0	0	0	0	0	0.0	0	0
CLE 10/25	W	1/1	4	43	10.8	20	0	1	21	21.0	21	0	2	2	15	11	0	0	0	0	0	0.0	0	0
SF 11/1	W	1/1	4	98	24.5	66t	1	3	21	7.0	13	1	3	1	-0.3	2	0	1	6	6.0	6	0	0	0
@MIN 11/8	L	1/1	4	15	3.8	10	0	8	66	8.3	22	0	4	0	27	12	0	0	0	0	0	0.0	0	0
CHI 11/15	L	1/1	2	5	2.5	4	0	3	18	6.0	12	0	3	1	16	10	0	0	0	0	0	0.0	0	0
@BAL 11/22	L	1/1	1	5	5.0	5	0	1	16	16.0	16	0	4	2	2	3	0	0	0	0	0	0.0	0	0
@CIN 11/29	L	1/1	6	33	5.5	0	0	4	63	15.8	60	1	2	1	9	9	0	0	0	0	0	0.0	0	0
ARI 12/6	L	1/1	1	24	24.0	24	0	2	14	7.0	12	0	2	1	38	29	0	1	3	3.0	3	0	0	0
DET 12/13	W	1/1	3	19	6.3	14	0	4	40	10.0	20	0	3	1	11	0	0	0	0	0	0	0.0	0	0
TB 12/17	W	1/1	3	41	13.7	17t	1	4	32	8.0	21t	1	0	0	0	0	0	0	0	0	0	0.0	0	0
@SEA 12/27	W	1/0	3	16	5.3	16	0	3	12	4.0	8	0	2	1	24	21	0	0	0	0	0	0.0	0	0
@SF 1/3/16	L	1/0	5	30	6.0	10	0	6	32	5.3	13	0	2	1	6	6	0	0	0	0	0	0.0	0	0
TOTAL		7-9	16/14	52	473	9.1	66t	5	52	434	8.3	60	4	34	15	268	75t	1	2	9	4.5	6	0	0

2014 ST. LOUIS RAMS

Game	W/L	G/S	No	Receiving				TD	Att	Yds	Avg	Rushing				YDS	Returns				YDS	AVG	LG	TD
				Yds	Avg	Lg						Lg	TD	PR	FC		LG	TD	KR					
MIN 9/7	L	1/0	3	34	11.3	28	0	3	5	1.7	5	0	5	0	24	19	0	0	0	0	0	0.0	0	0
@TB 9/14	W	1/0	0	0	0.0	0	0	2	21	10.5	18	0	1	0	-1	-1	0	0	0	0	0	0.0	0	0
DAL 9/21	L														Inactive									
PHI 10/5	L	1/0	2	33	16.5	22	0	0	0	0.0	0	0	2	0	7	4	0	0	0	0	0	0.0	0	0
SF 10/13	L	1/1	4	35	8.8	9	0	3	16	5.3	8	0	2	3	12	12	0	0	0	0	0	0.0	0	0
SEA 10/19	W	1/0	2	9	4.5	5	0	5	16	3.2	8	0	1	2	-1	-1	0	1	8	8.0	8	0	0	0
@KC 10/26	L	1/0	2	12	6.0	9	0	2	7	3.5	4	0	2	1	42	38	0	1	11	11.0	11	0	0	0
@SF 11/2	W	1/1	2	11	5.5	7	0	2	7	3.5	4	0	3	0	26	11	0	0	0	0	0	0.0	0	0
@ARI 11/9	L	1/1	2	20	10.0	17	0	1	10	10.0	10	0	2	4	4	3	0	0	0	0	0	0.0	0	0
DEN 11/16	W	1/1	2	10	5.0	5	0	2	11	5.5	9	0	2	3	13	10	0	0	0	0	0	0.0	0	0
@SD 11/23	L	1/1	3	11	3.7	6	0	3	27	9.0	15	1	2	1	44	38	0	0	0	0	0	0.0	0	0
OK 11/30	W	1/0	2	11	5.5	6	0	2	24	12.0	18t	1	4	2	19	10	0	0	0	0	0	0.0	0	0
@WAS 12/7	W	1/1	2	14	7.0	9	0	5	46	9.2	18	0	4	0	143	78t	1	0	0	0	0	0.0	0	0
ARI 12/11	L	1/1	2	14	7.0	10	0	1	8	8.0	8	0	2	4	-2	2	0	0	0	0	0	0.0	0	0
NYG 12/21	L	1/0	1	15	15.0	15	0	3	25	8.3	19	0	3	0	61	47	0	0	0	0	0	0.0	0	0
@SEA 12/28	L	1/1	2	13	6.5	7	0	2	1	0.5	2	0	0	3	0	0	0	0	0	0	0	0.0	0	0
TOTAL		6-10	15/8	31	242	7.8	28	0	36	224	6.2	19	2	35	23	391	78t	1	2	19	9.5	11	0	0

2013 ST. LOUIS RAMS


Game	W/L	G/S	No	Receiving				TD	Att	Yds	Avg	Rushing				YDS	Returns				YDS	AVG	LG	TD
				Yds	Avg	Lg						Lg	TD	PR	FC		LG	TD	KR					
ARI 9/8	W	1/0	6	41	6.8	14	0	1	-1	-1	-1	0	1	1	1	1	0	0	0	0	0	0.0	0	0
@ATL 9/15	L	1/1	6	47	7.8	11	2	2	8	4.0	7	0	4	1	6	5	0	0	0	0	0	0.0	0	0
@DAL 9/22	L	1/1	6	30	5.0	9	0	1	3	3.0	3	0	2	0	16	10	0	0	0	0	0	0.0	0	0
SF 9/26	L	1/0	2	6	3.0	4	0	0	0	0.0	0	0	6	1	19	14	0	0	0	0	0	0.0	0	0
JAC 10/6	W	1/0	3	32	10.7	25	0	0	0	0.0	0	0	4	0	15	11	0	0	0	0	0	0.0	0	0
@HOU 10/13	W	1/0	1	3	3.0	3	0	0	0	0.0	0	0	0	0	0	0	0	0	0	0	0	0.0	0	0
@CAR 10/20	L	1/0	5	39	7.8	24	0	0	0	0.0	0	0	3	0	26	20	0	2	47	23.5	32	0	0	0
SEA 10/28	L	1/0	2	9	4.5	12	0	0	0	0.0	0	0	3	2	7	7	0	3	79	26.3	32	0	0	0
TEN 11/3	L	1/0	0	0	0.0	0	0	1	6	6.0	6	0	3	1	33	25	0	1	25	25.0	25	0	0	0
@IND 11/10	W	1/0	2	138	69.0	81t	2	1	4	4.0	4	0	4	2	145	98t	1	1	27	27.0	27	0	0	0
CHI 11/24	W	1/0	2	39	19.5	32	0	1	65	65.0	65t	1	1	1	1	1.0	0	1	24	24.0	24	0	0	0
@SF 12/1	L	1/1	4	25	6.3	8	0	1	10	10.0	10	0	1	1	10	10	0	4	67	16.8	20	0	0	0
@ARI 12/8	L	1/0	1	9	9.0	9	0	1	56	56.0	56	0	1	1	1	1	0	4	95	23.8	32	0	0	0
NO 12/15	W														Inactive									
TB 12/22	W														Inactive									
@SEA 12/29	L														Inactive									
TOTAL		7-9	13/3	40	418	10.5	81t	4	9	151	16.8	65t	1	33	11	280	98t	1	18	398	21.1	32	0	0



61 | TIM BARNES

Position:	Center
Ht./Wt.:	6-4/300
Birth Date:	5/14/88
College:	Missouri
Hometown:	Longwood, Mo.
Experience:	5th year (5th Rams)
Acquired:	FA-2011

Career GP/GS (Playoffs): 61/20 (0/0)



TRANSACTIONS: Re-signed with the Rams (3/9/16)...signed free agent contract with the Rams (3/31/15)...signed an exclusive rights tender with St. Louis (5/6/13)...signed to the Rams' active roster (9/14/12), after being released from the practice squad...signed to a reserve/future contract (1/2/11), after being signed to the practice squad (9/13/11)...released from Baltimore (9/3/11), after originally signing with the Ravens (7/28/11).

PRO: Fifth-year pro has competed in 61 games with 20 starts...started all 16 games at center in the 2015 season...helped opened up rushing lanes for rookie RB Todd Gurley to rush for 1,108 yards in 13 games.

2015 SEASON: Started 16 games at center...part of an offensive line that allowed only 18 sacks, the fewest in the NFL...**at Seattle (12/27):** Recovered two critical offensive fumbles to help secure the win...**vs. Tampa Bay (12/17):** Blocked for four offensive scores...**vs. Detroit (12/13):** Started at center...helped open running lanes for RB Todd Gurley to rush for 140 yards...**vs. Cleveland (10/25):** Helped open up running lanes for RB Todd Gurley to rush for 128 yards...**at Arizona (10/4):** Started at center...helped block for three receiving touchdowns...**vs. Seattle (9/13):** Started at center...helped block for 352 total net yards.

2014 SEASON: Saw action in 14 games on offense and on special teams...**vs. New York Giants (12/21):** Saw action on special teams...returned one kickoff for seven yards.

2013 SEASON: Played in 16 games...started at center for an injured Scott Wells Weeks 14 through 17...**at Arizona (12/8):** Made his first NFL start at center...**vs. New Orleans (12/15):** Started at center...helped block for RB Zac Stacy to record 133 yards on 28 carries...**vs. Tampa Bay (12/22):** Started at center...part of an offensive line that helped RB Zac Stacy rack up his second consecutive game with 100-plus rushing yards.

2012 SEASON: Saw action in 15 games on offense and special teams...**vs. Washington (9/17):** Saw his first NFL action on special teams.

COLLEGE: Made all 13 starts for the Tigers at center as a senior in 2009...part of an offensive line that gave up just 20 sacks in 13 games on the season (467 passing attempts in all)...named to the watch list for the Rimington Award, which is given to the nation's top offensive lineman... earned Team Underclassmen Leadership Award earned All-Big 12 Honorable Mention recognition from league coaches in 2008...also earned honorable mention All-Big 12 (Coaches) and Spring Team Most Improved Offensive Lineman in 2007, made the move to center before the season, where he served as understudy for Rimington finalist Adam Spieker...an excellent student who earned second-team Academic All-Big 12 honors for his work in the classroom...redshirted in his first season in the program in 2006, working as part of the practice squad one of the most highly-coveted high school prospects in the state of Missouri who was an early commitment to Mizzou, the summer prior to his junior season...ranked as the No. 4 overall prospect in the state of Missouri by Rivals, and as the No. 23 offensive guard prospect in the nation...majored in history.

PERSONAL: Earned numerous All-State, all-conference and all-district honors during his career at Pettis County Northwest High School in Hughesville, Mo...excellent all-around athlete who was a four-year letter winner in basketball and a two-year letterman in baseball, in addition to his exploits on the gridiron...also earned 1st-Team all-conference and all-district honors in basketball, as well...parents are Jeff and Becky Barnes...participated in numerous community events, including the Taste of the NFL, Urban League Turkey Distribution and Rams ReciPEs...married to Lindsay with two children: Madeline and son Jackson and a dog, Oscar.


BARNES' Games Played Stats: RAMS 2015 (16/16), 2014 (14/0), RAMS 2013 (16/4), 2012 (15/0). **TOTAL: (61/20).**



26 | MARK BARRON

Position:	Safety
Ht./Wt.:	6-2/213
Birth Date:	10/27/89
College:	Alabama
Hometown:	Mobile, Ala.
Experience:	5th year (3rd Rams)
Acquired:	T(TB)-'14

Career GP/GS (Playoffs): 62/51 (0/0)



TRANSACTIONS: Acquired by the St. Louis Rams via trade in exchange for undisclosed draft picks (10/29/14)...originally selected by the Tampa Bay Buccaneers in the first round of the 2012 draft (7th overall).

PRO: Fifth-year pro...appeared in nine games and started two for the Rams in 2014...started all 37 games he has played in with the Bucs, totaled 225 tackles, 19 passes defended, three interceptions, one forced fumble, two fumble recoveries and two sacks during his career in Tampa Bay...started in his NFL debut against Carolina (9/9/12).

2015 SEASON: In his first full season with the Rams, he played in 16 games and started 12...finished the season as the team's leading tackler with 135 (107 solo)...also had 1.0 sack, five passes defended and four forced fumbles...marked the first season that he registered triple digit tackles in his NFL career...**at Seattle (12/27):** Started at safety...caused FB Will Tukuafu to fumble, which was scooped up by LB Akeem Ayers and returned 45 yards for a touchdown...registered three solo tackles...left the game due to concussion protocol in the second quarter and did not return...**vs. Detroit (12/13):** Started at safety...led the team in tackles with 14 (13 solo)...**vs. Arizona (12/6):** Started on defense...led the team in tackles with 10 (nine solo), ..added one pass defended and one forced fumble...**at Baltimore (11/22):** Saw action on defense and special teams...notched 11 tackles (nine solo)...**vs. Chicago (11/15):** Started on defense...led the team in tackles with 10 (eight solo)...**vs. San Francisco (11/1):** Started on defense...led the team in tackles for the second-consecutive week with 11 (10 solo)...also had one pass defended...made one special teams tackle...**vs. Cleveland (10/25):** Started at linebacker...notched a career-high 19 tackles (16 solo)...also had two forced fumbles...**at Green Bay (10/11):** Started at linebacker...tipped a pass from Packers QB Aaron Rodgers, which was intercepted by LB James Laurinatis to end Rodgers' streak of 586 consecutive passes at Lambeau without an interception...also notched six tackles (four solo) and three passes defended...**at Arizona (10/4):** Saw action on defense and special teams...registered five tackles (four solo)...forced a fumble on the opening kickoff, marked his second forced fumble of his career...**vs. Pittsburgh (9/27):** Saw action on defense and special teams...sacked Steelers QB Ben Roethlisberger for a 6-yard loss...marked his fourth sack as a Ram, and his sixth career.

2014 SEASON (ST. LOUIS): Acquired by the St. Louis Rams via trade from the Tampa Bay Buccaneers in exchange for undisclosed draft picks (10/29/14)...posted 23 tackles (16 solo), a single-season high 3.0 sacks, and one pass defended in nine games as a Ram...**at San Francisco (11/2):** Made his Rams debut...saw action on special teams...notched one special teams tackle...**at Arizona (11/9):** Saw action on defense and on special teams...tallied six tackles (four solo) and recorded his first sack as a Ram...**vs. Oakland (11/30):** Recorded his first start as a Ram at cornerback...recorded four tackles (two solo)...posted one pass defended...**at Washington (12/7):** Saw action on defense and on special teams...notched three tackles (two solo) and 1.0 sack...tallied one special teams tackle...**at Seattle (12/28):** Saw action on defense and on special teams...notched 1.0 sack...

2014 SEASON (TAMPA BAY): Started seven-of-seven games with the Bucs...made 48 tackles (34 solo)...**vs. Baltimore (10/12):** Posted seven tackles...**at New Orleans (10/5):** Recorded nine tackles and tied a career-high with two passes defended...**at Pittsburgh (9/28):** Notched seven tackles...**at Atlanta (9/18):** Tallied seven tackles and one fumble recovery...**vs. St. Louis (9/14):** Registered eight tackles and one pass defended...**vs. Carolina (9/7):** Recorded seven tackles.

2013 SEASON: One of three defensive backs and 22 NFL players with 85-plus tackles, 2-plus interceptions and 2-plus sacks...ranked third on the Bucs with 88 tackles, including three for loss, two sacks, two interceptions, six passes defended and one fumble recovery...his two sacks were the most by a Buccaneers safety since Dexter Jackson recorded 2.5 in 2001...**vs. New Orleans (9/15):** Recorded a career-high 13 tackles, including one for loss, first career half-sack and a pass defended...**at New England (9/22):** Led team with 11 tackles and added an interception and half-sack...**at Seattle (11/3):** Led team with 11 (10 solo) tackles and an interception

COLLEGE: One of four Alabama players to be selected in the first round of the 2012 Draft, tying a school record set in 2011...second safety in Alabama football history to be selected in the first round, joining George Teague (29th overall in 1993)...two-time team captain that started 39-of-53 games played (2008-11), including every game he played in his sophomore, junior and senior seasons...recorded 237 career tackles to go with 12 interceptions, 22 passes defended, 13 tackles for loss, 5.0 sacks, seven quarterback pressures, one forced fumble and one fumble recovery...his 12 interceptions rank tied for the eighth-most in school history...two-time first-team All-American...three-time All-SEC Selection...as a senior, started all 13 games at safety, ranking second on the team with 68 tackles to go with two interceptions, one sack, five tackles for loss and one fumble recovery...led defense that finished ranked first nationally in total defense (183.6 ypg), scoring defense (8.2 ppg), rushing defense (72.2 ypg), pass efficiency defense (83.7) and pass defense (111.5), just the second defense (1986 Oklahoma) to ever accomplish that feat...named Alabama Defensive Player of the Week seven times by coaches...unanimous first-team All-American (AFCA, Associated

Press, FWAA, Walter Camp, Sporting News, ESPN.com, SI.com, Rivals.com and Pro Football Weekly)...finalist for both the Jim Thorpe Award (Top Defensive Back) and Chuck Bednarik Award (Top Defensive Player)...started all 12 games he played at safety as a junior, leading the team with 75 tackles, including 54 solo...semifinalist for the Thorpe Award and a quarterfinalist for the Lott Trophy (Defensive IMPACT Player of the Year)...First-team FWAA All-American...First-team All-SEC selection by league coaches and the Associated Press...six-time Alabama Defensive Player of the Week by coaching staff...as a sophomore, started all 14 games of the season at safety, ranking eighth nationally and first in the SEC with seven interceptions and second on the team with 76 tackles...seven interceptions tied for fourth-most in single season in team history...led the SEC – along with teammate Marquis Johnson – and ranked sixth nationally in passes defended with 18...first-team All-SEC selection and a third-team All-American by the Associated Press.

PERSONAL: Attended St. Paul's Episcopal High School (Mobile, Ala.)...SuperPrep and Scout.com regarded him as the eighth-best player in the state of Alabama, as he earned a five-star prospect ranking and was named first-team All-American by Scout.com during his senior campaign...during his senior season, he rushed for 1,094 yards on 122 carries with 15 touchdowns, and closed out his career when he was named the MVP of the 2007 Class 5A state championship game...had 785 yards rushing as a junior on 78 carries and added 368 receiving yards on 23 catches, scoring a total of 12 touchdowns...in addition to playing football, Barron also competed in track and field, where he won multiple Class 5A individual state titles in events ranging from shot put to long jump during the 2008 season...son of Mark Sellers and Michelle Barron...attended the Buccaneers' 2013 Draft Party, presented by Miller Lite, greeting fans and signing autographs...participated in the annual "Chalk Talk with the Buccaneers" chamber of commerce luncheon in September 2012, greeting fans and speaking on the excitement for the 2012 season...in June 2012, visited MacDill Air Force Base to tour a hurricane aircraft, witness a military dog training session, and thank civilian workers and active duty military for their service...along with the 2012 rookie class, visited St. Joseph's Children's Hospital to greet patients recovering from injury and illness...majored in consumer affairs.

MARK BARRON NFL STATISTICS

REGULAR SEASON															
Year	Team	G/S	Tackles		Asst	Sk	Yds	Interceptions			TD	PD	Fumbles		Yds
			Total	Solo				Int	Yds	Lg			FF	FR	
2012	Tampa Bay	16/16	89	72	17	0.0	0.0	1	12	12	0	10	1	0	0
2013	Tampa Bay	14/14	88	70	18	2.0	9.5	2	0	0	0	6	0	1	0
2014	Tampa Bay	7/7	48	34	14	0.0	0.0	0	0	0	0	3	0	1	8
2014	RAMS	9/2	23	16	7	3.0	16.0	0	0	0	0	1	0	0	0
2015	RAMS	16/12	135	107	28	1.0	5.0	0	0	0	0	5	4	0	0
Total		62/51	383	299	84	6.0	30.5	3	12	12	0	25	5	2	8

ADDITIONAL CAREER STATISTICS: Special Teams Tackles: RAMS 2015 (2), 2014 (5), Bucs 2014 (1). Forced one fumble on special teams on kickoff (at Arizona, 10/4/15).

SINGLE GAME HIGHS
Tackles: 19, vs. Cleveland (10/25/15)
Passes Defensed: 3, at Green Bay (10/11/15)
Interceptions: 1, three times, last at Seattle (11/3/13)
Sacks: 1.0, many times, last vs. Pittsburgh (9/27/15)

MARK BARRON GAME-BY-GAME STATISTICS

2015 ST. LOUIS RAMS

Game	W/L	P/S	T	S	A	Sk	Yds	Int	Yds	Lg	TD	PD	FF	FR	Yds
SEA 9/13	W	1/0	5	3	2	0.0	0	0	0	0	0	0	0	0	0
@WASH 9/20	L	1/0	6	5	1	0.0	0	0	0	0	0	0	0	0	0
PIT 9/27	L	1/0	3	3	0	1.0	5.0	0	0	0	0	0	0	0	0
@ARI 10/4	W	1/0	5	4	1	0.0	0	0	0	0	0	0	0	0	0
@GB 10/11	L	1/1	6	4	2	0.0	0	0	0	0	0	3	0	0	0
CLEV 10/25	W	1/1	19	16	3	0.0	0	0	0	0	0	0	2	0	0
SF 11/1	W	1/1	11	10	1	0.0	0	0	0	0	0	1	0	0	0
@MINN 11/8	L	1/1	8	7	1	0.0	0	0	0	0	0	0	0	0	0
CHI 11/15	L	1/1	10	8	2	0.0	0	0	0	0	0	0	0	0	0
@BAL 11/22	L	1/1	11	9	2	0.0	0	0	0	0	0	0	0	0	0
@CIN 11/29	L	1/1	11	4	7	0.0	0	0	0	0	0	0	0	0	0
ARI 12/6	L	1/1	10	9	1	0.0	0	0	0	0	0	1	1	0	0
DET 12/13	W	1/1	14	13	1	0.0	0	0	0	0	0	0	0	0	0
TB 12/17	W	1/1	8	6	2	0.0	0	0	0	0	0	0	0	0	0
@SEA 12/27	W	1/1	3	3	0	0.0	0	0	0	0	0	1	0	0	0
@SF 1/3/16	L	1/1	5	3	2	0.0	0	0	0	0	0	0	0	0	0
TOTAL	7-9	16/12	135	107	28	1.0	5.0	0	0	0	0	5	4	0	0

2014 ST. LOUIS RAMS

Game	W/L	P/S	T	S	A	Sk	Yds	Int	Yds	Lg	TD	PD	FF	FR	Yds
MIN 9/7															
@TB 9/14															
DAL 9/21															
PHI 10/5															
SF 10/13															
SEA 10/19															
@KC 10/26															
@SF 11/2	W	1/0	0	0	0	0.0	0	0	0	0	0	0	0	0	0
@ARI 11/9	L	1/0	6	4	2	1.0	7	0	0	0	0	0	0	0	0
DEN 11/16	W	1/0	1	1	0	0.0	0	0	0	0	0	0	0	0	0
@SD 11/23	L	1/0	2	1	1	0.0	0	0	0	0	0	0	0	0	0
OAK 11/30	W	1/1	4	2	2	0.0	0	0	0	0	0	1	0	0	0
@WAS 12/7	W	1/0	3	2	1	1.0	7	0	0	0	0	0	0	0	0
ARI 12/11	L	1/0	2	1	1	0.0	0	0	0	0	0	0	0	0	0
NYG 12/21	L	1/1	5	5	0	0.0	0	0	0	0	0	0	0	0	0
@SEA 12/28	L	1/0	0	0	0	1.0	2	0	0	0	0	0	0	0	0
TOTAL	4-5	9/2	23	16	7	3.0	16	0	0	0	0	1	0	0	0

2014 TAMPA BAY BUCCANEERS

Game	W/L	P/S	T	S	A	Sk	Yds	Int	Yds	Lg	TD	PD	FF	FR	Yds
CAR 9/7	L	1/1	7	5	2	0.0	0	0	0	0	0	0	0	0	0
STL 9/14	L	1/1	8	6	2	0.0	0	0	0	0	0	1	0	0	0
@ATL 9/18	L	1/1	7	6	1	0.0	0	0	0	0	0	0	0	1	8
@PIT 9/28	W	1/1	7	5	2	0.0	0	0	0	0	0	0	0	0	0
@NO 10/5	L	1/1	9	6	3	0.0	0	0	0	0	0	2	0	0	0
BAL 10/12	L	1/1	7	4	3	0.0	0	0	0	0	0	0	0	0	0
MIN 10/26	L	1/1	3	2	1	0.0	0	0	0	0	0	0	0	0	0
TOTAL	1-6	7/7	48	34	14	0.0	0	0	0	0	0	3	0	1	8

2013 TAMPA BAY BUCCANEERS

Game	W/L	P/S	T	S	A	Sk	Yds	Int	Yds	Lg	TD	PD	FF	FR	Yds
@NYJ 9/8	L	1/1	4	3	1	0.0	0	0	0	0	0	0	0	0	0
NO 9/15	L	1/1	13	10	3	0.5	4	0	0	0	0	1	0	0	0
@NE 9/22	L	1/1	11	8	3	0.5	4.5	1	0	0	0	1	0	0	0
ARI 9/26	L	1/1	2	1	1	0.0	0	0	0	0	0	0	0	0	0
PHI 10/13	L	1/1	5	4	1	0.0	0	0	0	0	0	0	0	0	0
@ATL 10/20	L	1/1	2	1	1	0.0	0	0	0	0	0	0	0	0	0
CAR 10/24	L	1/1	7	6	1	0.0	0	0	0	0	0	0	0	0	0
@SEA 11/3	L	1/1	11	10	1	0.0	0	1	0	0	0	2	0	0	0
MIA 11/11	W	1/1	5	5	0	0.0	0	0	0	0	0	0	0	0	0
ATL 11/17	W	1/1	5	5	0	0.0	0	0	0	0	0	1	0	1	0
@DET 11/24	W	1/1	7	6	1	0.0	0	0	0	0	0	0	0	0	0
@CAR 12/1	L	1/1	10	5	5	0.0	0	0	0	0	0	0	0	0	0
BUF 12/8	W	1/1	4	4	0	1.0	1	0	0	0	0	0	0	0	0
SF 12/15	L	1/1	2	2	0	0.0	0	0	0	0	0	1	0	0	0
@STL 12/22							Inactive								
@NO 12/29							Inactive								
TOTAL	4-12	14/14	88	70	18	2.0	9.5	2	0	0	0	6	0	1	0

2012 TAMPA BAY BUCCANEERS

Game	W/L	P/S	T	S	A	Sk	Yds	Int	Yds	Lg	TD	PD	FF	FR	Yds
CAR 9/9	W	1/1	3	3	0	0.0	0	0	0	0	0	2	0	0	0
@NYG 9/14	L	1/1	10	6	4	0.0	0	0	0	0	0	2	0	0	0
@DAL 9/23	L	1/1	6	6	0	0.0	0	0	0	0	0	1	0	0	0
WAS 10/30	L	1/1	8	7	1	0.0	0	0	0	0	0	0	1	0	0
KC 10/14	W	1/1	8	6	2	0.0	0	1	12	12	0	1	0	0	0
NO 10/21	L	1/1	7	6	1	0.0	0	0	0	0	0	1	0	0	0
@MIN 10/25	W	1/1	2	1	1	0.0	0	0	0	0	0	0	0	0	0
@OAK 11/4	W	1/1	4	2	2	0.0	0	0	0	0	0	0	0	0	0
SD 11/11	W	1/1	6	6	0	0.0	0	0	0	0	0	1	0	0	0
@CAR 11/18	W	1/1	3	3	0	0.0	0	0	0	0	0	0	0	0	0
ATL 11/25	L	1/1	5	4	1	0.0	0	0	0	0	0	0	0	0	0
@DEN 12/2	L	1/1	4	3	1	0.0	0	0	0	0	0	0	0	0	0
PHI 12/9	L	1/1	3	2	1	0.0	0	0	0	0	0	0	0	0	0
@NO 12/16	L	1/1	10	8	2	0.0	0	0	0	0	0	1	0	0	0
STL 12/23	L	1/1	8	7	1	0.0	0	0	0	0	0	0	0	0	0
@ATL 12/30	W	1/1	2	2	0	0.0	0	0	0	0	0	1	0	0	0
TOTAL	7-9	16/16	89	72	17	0.0	0	1	12	12	0	10	1	0	0



18 | KENNY BRITT

Position:	Wide Receiver
Ht./Wt.:	6-3/223
Birth Date:	9/18/88
College:	Rutgers
Hometown:	Bayonne, N.J.
Experience:	8th year (3rd Rams)
Acquired:	UFA(TEN)-2014

Career GP/GS (Playoffs): 88/56 (0/0)



TRANSACTIONS: Signed contract extension with St. Louis (3/18/15)...signed with the Rams (4/1/14)...selected by the Tennessee Titans in the first round (30th overall) of the 2009 NFL Draft.

PRO: Eight-year NFL veteran, completed his second as a Ram in 2015...led the Rams in receiving yards with 681 on 36 catches and three touchdowns in 2015...finished the '15 season with an 18.9 yards per catch average, second in the NFL in yards/reception...notched a career-high 48 catches in 2014...in Britt's first two seasons (2009–2010), he led the Titans with a total of 1,476 receiving yards and tied for the team lead with 12 touchdown receptions...in that period of time, he ranked sixth in the NFL with a 17.6-yard receiving average. He began his third season on a torrid pace, catching 17 passes for 289 yards and three touchdowns before tearing his right ACL and MCL in the team's fourth game...in the first two games of 2011, Britt's 271 combined receiving yards ranked second in franchise history through the first two weeks of the season, trailing only Charley Hennigan's 347 in 1962...with 701 receiving yards as a rookie and 775 yards in 2010, Britt became the first Titans/Oilers player since Chris Sanders (1995–1996) to lead the squad in receiving yards in each of his first two seasons...recorded one of the best receiving games in Titans' franchise annals against the Eagles on Oct. 24, 2010, when he caught seven passes for 225 yards and three touchdowns...his yardage total ranked fifth in team history...in 2009, his rookie receiving yardage total (701 yards) ranked fifth in franchise rookie history and was the highest by a Titans rookie receiver since Chris Sanders' 823 yards in 1995.

2015 SEASON: Started 13 of 16 games at wide receiver...led the team in receiving yards with 681 on 36 catches and three touchdowns...finished the season with an 18.9 yards per catch average which ranked second in the NFL...**at Seattle (12/27):** Hauled in a 28-yard touchdown reception from QB Case Keenum...marked his third touchdown of the season and second consecutive game with a score...**vs. Tampa Bay (12/17):** Notched a 60-yard touchdown pass from Keenum...marked the fourth longest catch of his career...**at Minnesota (11/8):** Tallied a 55-yard reception from QB Nick Foles...added a 23-yard reception to push his explosive receptions to six this season...led the team in receiving yards with 87 on three catches...**vs. Cleveland (10/25):** Hauled in a 41-yard reception to the Browns' 1-yard line, marked his longest reception of the season and set-up a RB Todd Gurley touchdown on the next play...**vs. Pittsburgh (9/27):** Registered his first 100-yard receiving game of the season, hauling in seven passes for 102 yards...marked his third 100-yard receiving game as a Ram and was his second-highest total in catches as a Ram...**at Washington (9/20):** Recorded a 40-yard touchdown reception from QB Nick Foles...marked his second longest touchdown reception as a Ram.

2014 SEASON: Collected a career-high 48 catches for 748 yards and three touchdowns...**vs. New York Giants (12/21):** Started at wide receiver...led the team in receptions with nine and 103 yards...his nine catches was his season high...the last time he posted nine catches was when he was a member of the Titans vs. Baltimore (9/18/11)...marked his second 100-yard receiving performance as a Ram...**vs. Arizona (12/11):** Started at wide receiver...recorded five receptions for 65 yards...**vs. Denver (11/16):** Started at wide receiver...hauled in four passes for 128 yards, his best as a Ram...marked the first 100-yard receiver for the Rams...his 63-yard touchdown pass was the longest reception by a Ram in 2014...**at San Francisco (11/2):** Started at wide receiver...hauled in two passes for 32 yards and one touchdown...**at Philadelphia (10/5):** Saw action at wide receiver...hauled in three catches for 68 yards...caught his first touchdown as a Ram in the fourth quarter on a 30-yard pass from QB Austin Davis...**vs. Dallas (9/21):** Saw action at wide receiver...notched five catches for 69 yards...had one rush for 2 yards...**at Tampa Bay (9/14):** Saw action at wide receiver...made his first catch as a Ram for 17 yards...had one rush for 12 yards.

2013 SEASON: Played in 12 games with three starts at wide receiver and caught 11 passes for 96 yards...**at Pittsburgh (9/8):** Started at wide receiver and caught one pass for 15 yards...**at Houston (9/15):** Started at wide receiver and hauled in four receptions for 28 yards.

2012 SEASON: Appeared in 14 games with 11 starts and tied for the team lead with four receiving touchdowns...ranked third on the team with 45 receptions and 589 receiving yards...led or tied for the team lead in receptions four times in 2012 (vs. CHI, at MIA, at IND, vs. JAX)...led the team in receiving yards four times in 2012 (vs. CHI, at MIA, at IND, at GB)...**vs. Detroit (9/23):** Started at wide receiver and snared six receptions for 55 yards...converted a third-and-three in the first quarter with a 17-yard grab on the left sideline...**vs. Pittsburgh (10/11):** Saw action as a reserve at wide receiver and caught four passes for 62 yards with a touchdown...kept the Titans' first scoring drive alive with a 15-yard catch on third-and-three in the opening stanza...tied the game at 23-23 with a five-yard touchdown catch with 4:19 left to play in the fourth quarter...**vs. Houston (12/2):** Started at wide receiver and notched two receptions for 40 yards and a touchdown...hauled in a 34-yard touchdown strike from Jake Locker...**at Indianapolis (12/9):** Started at wide receiver and led the team with eight receptions and 143 receiving yards.

2011 SEASON: Started the first three games at wide receiver and registered 17 receptions for 289 yards and three touchdowns... was placed on injured reserve on Sept. 28, 2011 after suffering a season-ending knee injury against Denver (9/25/11)...his 271 receiving yards over the first two weeks of the season were the second most in franchise history through first two weeks, behind only Charley Hennigan, who had 347 in 1962...**at Jacksonville (9/11):** Started at wide receiver and led the team with 136 receiving yards on five receptions, including two touchdowns catches...hailed in a shovel pass from Matt Hasselbeck and raced 80 yards for a touchdown in the third quarter...**vs. Baltimore (9/18):** Started at wide receiver and snared a career-best nine receptions for 135 yards with a touchdown.

2010 SEASON: Appeared in 12 games with six starts at wide receiver...finished second on the team with 42 receptions and led the squad with 775 receiving yards and nine receiving touchdowns...placed seventh in the NFL with an 18.5-yard receiving average...led or tied for the team lead in receptions four times in 2010 (vs. PIT, at DAL, vs. PHI, vs. HST)...led the team in receiving yards four times in 2010 (at DAL, vs. PHI, vs. HST, at IND)...a right hamstring injury suffered at San Diego (10/31) caused him to miss four games...**vs. Philadelphia (10/24):** Led the team and tied a career high with seven receptions for a career-best 225 yards and three touchdowns...the 225 receiving yards were the fifth most in franchise history and the most since Drew Bennett amassed 233 yards against Kansas City (12/13/04)...hailed in a 26-yard touchdown catch in the corner of the end zone...notched a 34-yard reception down the left sideline...**vs. Houston (12/19):** Led the team with six receptions and 128 receiving yards...kickstarted the Titans' second touchdown drive with a 59-yard reception off a deflected pass in the first quarter.

2009 SEASON: In his rookie season, led the team with 701 receiving yards and finished fourth on the squad with 42 receptions...was one of two Titans rookies in 2009 to play in all 16 games, recording six starts...ranked fifth in franchise rookie history in receiving yards and produced the highest receiving yardage total by a Titans rookie receiver since Chris Sanders' 823 yards in 1995...tied for sixth in team annals in receptions by a rookie...ranked eighth in the NFL with a 16.7-yard receiving average...led the team in receiving yards six times (at PIT, at NYJ, at JAX, at HST, vs. ARI, vs. STL), and led or tied for the team lead in receptions four times (at NYJ, at JAX, at HST, vs. ARI). Registered two 100-yard receiving games (at JAX, vs. ARI)...**vs. Arizona (11/29):** Tied a career-best with seven receptions for a career-high 128 yards, including the game-winning score in the Titans' 20-17 come-from-behind victory...hailed in a 51-yard catch in the fourth quarter...registered a 10-yard touchdown catch in the back of the end zone on fourth-and-goal with no time remaining in the game.

COLLEGE: In a three-year career at Rutgers University (34 games, 31 starts), set a Big East Conference record with 3,043 receiving yards. He additionally became Rutgers' all-time leader in career touchdown receptions (17, tied with Chris Brantley), consecutive 100-yard receiving game (five in 2008), career 100-yard receiving games (14), single-season receiving yards (1,371 in 2008) and single-season receptions (87 in 2008). His 178 career receptions ranked third in Rutgers history and fourth in Big East history. Britt's 14 career 100-yard games set a school record and tied former Pittsburgh wide receiver Larry Fitzgerald's conference record...as a junior (2008), named Associated Press third-team all-American, all-Big East first-team selection and unanimous all-conference media selection. Ranked second in nation in receiving yards per game (114.2) and eighth in nation in receptions per contest (7.4). Led Big East and tied Rutgers records with 87 total receptions and 1,371 receiving yards. Recorded eight 100-yard games, including school-record five consecutive 100-yard efforts...as a sophomore (2007), was second-team all-Big East selection after finishing second on team with 62 receptions for then-school-record (broke in 2008) 1,232 yards, an average of 19.9 yards per catch. Scored eight touchdowns...as a freshman (2006), played nine games, including starts in six of final seven contests, and totaled 29 receptions for 440 yards and two touchdowns. Totaled nine plays of 20 yards or longer.

PERSONAL: Married to Sabrina and splits time between Nashville and Bayonne, N.J., with his son, Aiden, and his daughter, Ava...at Bayonne (N.J.) High School, earned first-team all-Hudson County honors from Hudson County Interscholastic Athletic Association, the *Star-Ledger* and *Jersey Journal*. Named fifth-best overall talent in New Jersey by Rivals.com after producing 24 receptions for 462 yards and six touchdowns...also participated in track and finished second in state in 50m-dash as senior...list of favorites: (movie) "The Bourne Ultimatum"; (TV shows) "Family Guy," "Bernie Mac" and "The Simpsons"; (music artist) Albee Al; (school subjects) math and black history; and (food) his father's lasagna...born Kenneth Lawrence Britt on Sept. 19, 1988 in Bayonne, N.J...majored in criminal justice...participated in numerous community events, including Coach Fisher & Friends Celebrity Softball game, United Way Kickoff for Charity Luncheon and the All-Community Team Ticket Program - Britt's Bombers.

KENNY BRITT NFL STATS

REGULAR SEASON

Receiving

Year	Team	GP/S	No	Yds	Avg	Lg	TD
2009	Tennessee	16/6	42	701	16.7	57	3
2010	Tennessee	12/7	42	775	18.5	80t	9
2011	Tennessee	3/3	17	289	17.0	80t	3
2012	Tennessee	14/11	45	589	13.1	46	4
2013	Tennessee	12/3	11	96	8.7	15	0
2014	RAMS	16/13	48	748	15.6	63t	3
2015	RAMS	16/13	36	681	18.9	60t	3
Totals		89/56	241	3,879	16.1	80t	24

ADDITIONAL CAREER STATISTICS: Tackles: 2010 (2), 2011 (1), 2012 (3). Two-point conversions: Pass from Titans QB Kerry Collins vs. Pittsburgh (9/19/10), Pass from Matt Hasselbeck vs. Chicago (11/4/12). Rushed for 12 yards at Tampa Bay (9/14/14). Rushed for 2 yards vs. Dallas (9/21/14).

SINGLE GAME HIGHS

Receptions – 9, twice, last vs. New York Giants (12/21/14)

Yards – 225, vs. Philadelphia (10/24/10)

Long– 80t, twice, last at Jacksonville (9/11/11)

Touchdowns – 3, vs. Philadelphia (10/24/10)

KENNY BRITT GAME-BY-GAME STATISTICS

2015 ST. LOUIS RAMS

Game	W/L	G/S	Receiving			Rushing			Avg	Lg	TD
			No	Yds	Avg	Lg	TD	Att			
SEA 9/13	W	1/1	2	37	18.5	21	0	0	0	0	0
@WASH 9/20	L	1/1	2	44	22.0	40t	1	0	0	0	0
PIT 9/27	L	1/1	7	102	14.6	26	0	0	0	0	0
@ARI 10/4	W	1/1	0	0	0.0	0	0	0	0	0	0
@GB 10/11	L	1/1	0	0	0.0	0	0	0	0	0	0
CLEV 10/25	W	1/1	1	41	41.0	41	0	0	0	0	0
SF 11/1	W	1/1	0	0	0.0	0	0	0	0	0	0
@MINN 11/8	L	1/1	3	87	29.0	55	0	0	0	0	0
CHI 11/15	L	1/1	1	6	6.0	6	0	0	0	0	0
@BAL 11/22	L	1/1	2	24	12.0	16	0	0	0	0	0
@CIN 11/29	L	1/1	6	63	10.5	18	0	0	0	0	0
ARI 12/6	L	1/1	2	41	20.5	30	0	0	0	0	0
DET 12/13	W	1/1	2	35	17.5	0	0	0	0	0	0
TB 12/17	W	1/0	2	71	35.5	60t	1	0	0	0	0
@SEA 12/27	W	1/0	3	49	16.3	28t	1	0	0	0	0
@SF 1/3/16	L	1/0	3	81	27.0	54	0	0	0	0	0
TOTAL	7-9	16/13	36	681	18.9	60t	3	0	0	0	0

2014 ST. LOUIS RAMS

Game	W/L	G/S	Receiving			Rushing			Avg	Lg	TD
			No	Yds	Avg	Lg	TD	Att			
MIN 9/7	L	1/1	0	0	0.0	0	0	0	0	0	0
@TB 9/14	W	1/0	1	17	17.0	17	0	1	12	12.0	12
DAL 9/21	L	1/0	5	69	13.8	38	0	1	2	2.0	2
PHI 10/5	L	1/0	3	68	22.7	32	1	0	0	0.0	0
SF 10/13	L	1/1	3	39	13.0	18	0	0	0	0.0	0
SEA 10/19	W	1/1	2	4	2.0	6	0	0	0	0.0	0
@KC 10/26	L	1/1	2	52	26.0	43	0	0	0	0.0	0
@SF 11/2	W	1/1	2	32	16.0	21t	1	0	0	0.0	0
@ARI 11/9	L	1/1	3	31	10.3	14	0	0	0	0.0	0
DEN 11/16	W	1/1	4	128	32.0	63t	1	0	0	0.0	0
@SD 11/23	L	1/1	2	37	18.5	27	0	0	0	0.0	0
OAK 11/30	W	1/1	1	13	13.0	13	0	0	0	0.0	0
@WAS 12/7	W	1/1	2	52	26.0	41	0	0	0	0.0	0
ARI 12/11	L	1/1	5	65	13.0	22	0	0	0	0.0	0
NYG 12/21	L	1/1	9	103	11.4	27	0	0	0	0.0	0
@SEA 12/28	L	1/1	4	38	9.5	0	0	0	0	0.0	0
TOTAL	6-10	16/13	48	748	15.6	63t	3	2	14	7.0	12

2013 Tennesse Titans

Game	W/L	G/S	Receiving			Rushing			Avg	Lg	TD
			No	Yds	Avg	Lg	TD	Att			
@PIT 9/8	W	1/1	1	15	15.0	15	0	0	0	0.0	0
@HOU 9/15	L	1/1	4	28	7.0	9	0	0	0	0.0	0
SD 9/22	W	1/1	0	0	0.0	0	0	0	0	0.0	0
KC 10/6	L	1/0	1	9	9.0	9	0	0	0	0.0	0
@SEA 10/13	L	1/0	1	7	7.0	7	0	0	0	0.0	0
SF 10/20	L	1/0	1	8	8.0	8	0	0	0	0.0	0
@STL 11/3	W	1/0	0	0	0.0	0	0	0	0	0.0	0
JAX 11/10	L	1/0	0	0	0.0	0	0	0	0	0.0	0
IND 11/14	L	1/0	0	0	0.0	0	0	0	0	0.0	0
@OAK 11/24	W	1/0	0	0	0.0	0	0	0	0	0.0	0
@IND 12/1	L	1/0	0	0	0.0	0	0	0	0	0.0	0
ARI 12/15	L	1/0	3	29	9.7	13	0	0	0	0.0	0
TOTAL	4-8	12/3	11	96	8.7	15	0	0	0	0.0	0

2012 Tennesse Titans

Game	W/L	G/S	Receiving			Rushing			Avg	Lg	TD
			No	Yds	Avg	Lg	TD	Att			
@SD 9/16	L	1/0	1	5	5.0	5	0	0	0	0.0	0
DET 9/23	W	1/1	6	55	9.2	17	0	0	0	0.0	0
@MIN 10/7	L	1/0	2	23	11.5	17	0	0	0	0.0	0
PIT 10/11	W	1/0	4	62	15.5	37	1	0	0	0.0	0
@BUF 10/21	W	1/1	4	30	7.5	16	0	0	0	0.0	0
IND 10/28	L	1/1	3	34	11.3	17	0	0	0	0.0	0
CHI 11/4	L	1/1	5	67	13.4	23	0	0	0	0.0	0
@MIA 11/11	W	1/1	2	36	18.0	28	0	0	0	0.0	0
@JAC 11/25	L	1/1	3	25	8.3	12	1	0	0	0.0	0
HOU 12/2	L	1/1	2	40	20.0	34t	1	0	0	0.0	0
@IND 12/9	L	1/1	8	143	17.9	46	0	0	0	0.0	0
NYJ 12/17	W	1/1	1	7	7.0	7	0	0	0	0.0	0
@GB 12/23	L	1/1	2	41	20.5	39	1	0	0	0.0	0
JAC 12/30	W	1/1	2	21	10.5	11	0	0	0	0.0	0
TOTAL	6-8	14/11	45	589	13.1	46	4	0	0	0.0	0

2011 Tennesse Titans

Game	W/L	G/S	Receiving			Rushing			Avg	Lg	TD
			No	Yds	Avg	Lg	TD	Att			
@JAC 9/11	L	1/1	5	136	27.2	80t	2	0	0	0.0	0
BAL 9/18	W	1/1	9	135	15.0	37	1	0	0	0.0	0
DEN 9/25	W	1/1	3	18	6.0	13	0	0	0	0.0	0
TOTAL	2-1	3/3	17	289	17.0	80t	3	0	0	0.0	0

2010 Tennesse Titans

Game	W/L	G/S	Receiving			Rushing			Avg	Lg	TD
			No	Yds	Avg	Lg	TD	Att			
OAK 9/12	W	1/0	0	0	0.0	0	0	0	0	0.0	0
PIT 9/19	L	1/0	5	41	8.2	11	0	0	0	0.0	0
@NYG 9/26	W	1/0	2	26	13.0	13t	1	0	0	0.0	0
DEN 10/3	L	1/0	3	23	7.7	8t	1	0	0	0.0	0
@DAL 10/10	W	1/1	4	86	21.5	52	1	0	0	0.0	0
@JAC 10/18	W	1/1	2	33	16.5	23t	1	0	0	0.0	0
PHI 10/24	W	1/0	7	225	32.1	80t	3	0	0	0.0	0
@SD 10/31	L	1/1	0	0	0.0	0	0	0	0	0.0	0
IND 12/9	L	1/1	4	39	9.8	18	0	0	0	0.0	0
HOU 12/19	W	1/1	6	128	21.3	59	0	0	0	0.0	0
@KC 12/26	L	1/1	4	89	22.3	53t	1	0	0	0.0	0
@IND 1/2	L	1/1	5	85	17.0	22	1	0	0	0.0	0
TOTAL	6-6	12/7	42	775	18.5	80t	9	0	0	0.0	0

KENNY BRITT GAME-BY-GAME STATISTICS CONTINUED

2009 Tennessee Titans													
Game	W/L	G/S	Receiving				Rushing						
			No	Yds	Avg	Lg	TD	Att	Yds	Avg	Lg	TD	
@PIT 9/10	L	1/0	4	85	21.3	57	0	0	0	0.0	0	0	
HOU 9/20	L	1/0	2	22	11.0	13	0	0	0	0.0	0	0	
@NYJ 9/27	L	1/0	4	59	14.8	27	0	0	0	0.0	0	0	
@JAC 10/4	L	1/0	7	105	15.0	42	0	0	0	0.0	0	0	
IND 10/11	L	1/0	2	18	9.0	11	0	0	0	0.0	0	0	
@NE 10/18	L	1/0	0	0	0.0	0	0	0	0	0.0	0	0	
JAC 11/1	W	1/0	1	7	7.0	7	0	0	0	0.0	0	0	
@SF 11/8	W	1/0	0	0	0.0	0	0	0	0	0.0	0	0	
BUF 11/15	W	1/1	2	55	27.5	38	0	0	0	0.0	0	0	
@HOU 11/23	W	1/1	4	42	10.5	16	0	0	0	0.0	0	0	
ARI 11/29	W	1/1	7	128	18.3	51	1	0	0	0.0	0	0	
@IND 12/6	L	1/1	3	46	15.3	25	1	0	0	0.0	0	0	
STL 12/13	W	1/1	2	75	37.5	44	1	0	0	0.0	0	0	
MIA 12/20	W	1/1	2	32	16.0	19	0	0	0	0.0	0	0	
SD 12/25	L	1/0	1	13	13.0	13	0	0	0	0.0	0	0	
@SEA 1/3	W	1/0	1	14	14.0	14	0	0	0	0.0	0	0	
TOTAL	8-8	16/6	42	701	16.7	57	3	0	0	0.0	0	0	



90 | MICHAEL BROCKERS

Position:	Defensive Tackle
Ht./Wt.:	6-5/326
Birth Date:	12/21/90
College:	LSU
Hometown:	Houston, Texas
Experience:	5th year (5th Rams)
Acquired:	D1-2012 (14th)

Career GP/GS (Playoffs): 61/60 (0/0)



TRANSACTIONS: Selected by the Rams in the first round (14th overall) of the 2012 NFL Draft (4/26/12).

PRO : Fifth-year pro has played in 61 career games with 60 starts...after his first two seasons his 9.5 sacks was the best amongst defensive lineman in the first round of the 2012 draft...named to the Pro Football Writers of American/Pro Football Weekly All-Rookie team in 2012.

2015 SEASON: Started 16 games at defensive tackle...tallied 74 tackles (44 solo), 3.0 sacks, 18 quarterback pressures and six quarterback hits on the season...**vs. Detroit (12/13):** Sacked QB Matt Stafford for an 8-yard loss...marked his third sack of the season and 14.5 career...also credited with two assisted tackles, two quarterback pressures and one hit on the quarterback...**vs. San Francisco (11/1):** Sacked 49ers QB Colin Kaepernick for a 3-yard loss, his second sack of the season...registered six tackles (four solo)...**Week 7 vs. Cleveland (10/25):** Recorded four tackles (three solo)...**at Green Bay (10/11):** Sacked Packers QB Aaron Rodgers for a 3-yard loss...also made five tackles (three solo)...**at Washington (9/20):** Recorded nine tackles (six solo)...**vs. Seattle (9/13):** Established a new career-high in tackles with 13, good for the team lead in tackles.

2014 SEASON: Started 16 games...finished the season with 73 tackles (31 solo), two sacks and 14 quarterback pressures...**at San Francisco (11/2):** Tallied five tackles (four solo) and 1.0 sack, his first of the season...**at San Diego (11/23):** Tallied five tackles (two solo) and 1.0 sack...**at Seattle (12/28):** Posted a season-high 10 tackles (three solo).

2013 SEASON: Started 16 games at right defensive tackle...led all Rams defensive linemen with 75 tackles...finished with a career-high 5.5 sacks on the year...**vs. San Francisco (9/26):** Split a sack with DE Chris Long...made three tackles (two solo)...**vs. Jacksonville (10/6):** Sacked Jaguars QB Blaine Gabbert for a 4-yard loss...marked his first sack of the season...tallied four tackles (two solo)...also caused one fumble...**at Houston (10/13):** Recorded two sacks on Texans QB Matt Schaub...marks second consecutive game with a sack, pushes his season total to 3.5 and career to 7.5...added seven solo tackles, including three for loss...**vs. Seattle (10/28):** Tallied six tackles (one solo)...part of a defensive line that helped limit the Seahawks to just 44 rushing yards...**vs. Chicago (11/24):** Recorded two tackles (one solo)...also caused one fumble and had two quarterback pressures...**at San Francisco (12/1):** Sacked 49ers QB Colin Kaepernick...added a second sack on Kaepernick to give him four career multiple sack games...added seven tackles (two solo)...**vs. New Orleans (12/15):** Batted down a Saints K Garrett Hartley 36-yard field goal attempt...also recorded six tackles (four solo) and one hit on the quarterback...**at Seattle (12/29):** Posted a season-high 10 tackles (eight solo), including two for loss.

2012 SEASON: Named to Pro Football Weekly's All-Rookie Team...led all Rams defensive linemen in tackles (63) despite missing three games...also had 4.0 sacks and 13 quarterback pressures during rookie season...**vs. Seattle (9/30):** Saw his first NFL action, starting at right defensive tackle...recorded two assisted tackles...**vs. Green Bay (10/21):** Started at right defensive tackle...sacked Packers' QB Aaron Rodgers for a loss of four yards, his first career sack...notched a season-high seven tackles (four solo)...**vs. New England (10/28):** Saw action on defense...tallied two assisted tackles, a pass defended and three quarterback pressures...**at San Francisco (11/11):** Started at right defensive tackle...split a sack on 49ers QB Alex Smith with DE Robert Quinn for a two-yard loss...notched a solo sack on Smith to give him 1.5 on the day and 2.5 on the season...also made five tackles (three solo), one quarterback pressure and one hit on the quarterback...**vs. San Francisco (12/2):** Started at right defensive tackle...notched a season-high among Rams defensive linemen in tackles with 11 (five solo), including one for loss...**at Buffalo (12/9):** Started at right defensive tackle... split a sack on Buffalo QB Ryan Fitzpatrick on the first drive of the game...tallied a solo sack for a loss of six yards to push his season total to 4.0...forced a RB Fred Jackson fumble, which was recovered by LB James Laurinaitis and returned four yards...marks the first forced fumble of his career...also made six tackles (five solo), including one for loss...added two quarterback pressures and and two quarterback hits...**vs. Minnesota (12/16):** Started at right defensive tackle...recorded seven tackles (two solo)...**at Tampa Bay (12/23):** Started at right defensive tackle...tallied five tackles (one solo)...also tipped one pass that was intercepted by DE Eugene Sims.

COLLEGE: Earned Associated Press second-team All-Southeastern Conference honors...in two seasons at Louisiana State, Brockers appeared in 27 games, starting 15 contests at left defensive tackle credited with 79 tackles (34 solo), two sacks (16 yards), 11 stops for loss (33 yards) and five quarterback pressures caused two fumbles, blocked one kick, intercepted one pass and deflected three others.

PERSONAL: Attended Chavez High School in Houston, Texas, playing football for Lobos head coach Mike Jackson a dominating defensive end that was considered among the top prospects in the state of Texas for the Class of 2009 was rated the 10th defensive end in the country and 23rd prospect in the state of Texas by Rivals.com Scout.com regarded him as the nation's 16th defensive end, with both recruiting services giving him a four-star rating added Super Prep All-American honors while leading

the Lobos to the first round of the Texas Class 5A state playoffs in 2008, as he also earned first-team All-Region and All-State honors as a senior had previously established himself as one of the state's up-and-coming defenders after finishing his junior season with 59 tackles and 10 sacks in 2007 blocked one punt and one field goal...general studies major one of five children of Tiffany Brockers born Michael Seth Brockers in Houston, Texas...participated in numerous community events, including the Make-A-Wish Celebrity Server dinner, Motion for Kids Holiday Party Chair, Defensive Line Paintball Tournament to benefit St. Patrick Center and the All-Community Team Ticket program - Brockers' Big Timers.

MICHAEL BROCKERS NFL STATISTICS

REGULAR SEASON															
Year	Team	Tackles			Interceptions				Fumbles						Yds
		G/S	Total	Solo	Asst	Sk	Yds	Int	Yds	Lg	TD	PD	FF	FR	
2012	RAMS	13/12	63	31	32	4.0	18.5	0	0	0	0	2	1	0	0
2013	RAMS	16/16	75	40	35	5.5	24.0	0	0	0	0	0	2	0	0
2014	RAMS	16/16	73	31	42	2.0	8.0	0	0	0	0	0	0	1	0
2015	RAMS	16/16	74	44	30	3.0	14.0	0	0	0	0	0	0	0	0
Total		61/60	285	146	139	14.5	64.5	0	0	0	0	2	3	1	0

SINGLE GAME HIGHS
 Total Tackles – 13, vs. Seattle (9/13/15)
 Solo Tackles – 9, at Washington (9/20/15)
 Sacks –2.0, two times, last at San Francisco (12/1/13)

MICHAEL BROCKERS GAME-BY-GAME STATISTICS

2015 ST. LOUIS RAMS															
Game	W/L	P/S	T	S	A	Sk	Yds	Int	Yds	Lg	TD	PD	FF	FR	Yds
SEA 9/13	W	1/1	13	6	7	0.0	0	0	0	0	0	0	0	0	0
@WASH 9/20	L	1/1	9	6	3	0.0	0	0	0	0	0	0	0	0	0
PIT 9/27	L	1/1	5	4	1	0.0	0	0	0	0	0	0	0	0	0
@ARI 10/4	W	1/1	2	0	2	0.0	0	0	0	0	0	0	0	0	0
@GB 10/11	L	1/1	5	3	2	1.0	3.0	0	0	0	0	0	0	0	0
CLEV 10/25	W	1/1	4	3	1	0.0	0	0	0	0	0	0	0	0	0
SF 11/1	W	1/1	6	4	2	1.0	3.0	0	0	0	0	0	0	0	0
@MINN 11/8	L	1/1	4	4	0	0.0	0	0	0	0	0	0	0	0	0
CHI 11/15	L	1/1	4	3	1	0.0	0	0	0	0	0	0	0	0	0
@BAL 11/22	L	1/1	7	4	3	0.0	0	0	0	0	0	0	0	0	0
@CIN 11/29	L	1/1	3	3	0	0.0	0	0	0	0	0	0	0	0	0
ARI 12/6	L	1/1	3	0	3	0.0	0	0	0	0	0	0	0	0	0
DET 12/13*	W	1/1	2	0	2	1.0	8.0	0	0	0	0	0	0	0	0
TB 12/17	W	1/1	3	2	1	0.0	0	0	0	0	0	0	0	0	0
@SEA 12/27	W	1/1	3	1	2	0.0	0	0	0	0	0	0	0	0	0
@SF 1/3/16	L	1/1	1	1	0	0.0	0	0	0	0	0	0	0	0	0
TOTAL	7-9	16/16	74	44	30	3.0	14.0	0	0	0	0	0	0	0	0

2014 ST. LOUIS RAMS															
Game	W/L	P/S	T	S	A	Sk	Yds	Int	Yds	Lg	TD	PD	FF	FR	Yds
MIN 9/7	L	1/1	3	2	1	0.0	0	0	0	0	0	0	0	0	0
@TB 9/14	W	1/1	1	0	1	0.0	0	0	0	0	0	0	0	0	0
DAL 9/21	L	1/1	6	4	2	0.0	0	0	0	0	0	0	0	0	0
PHI 10/5	L	1/1	1	0	1	0.0	0	0	0	0	0	0	0	0	1
SF 10/13	L	1/1	4	3	1	0.0	0	0	0	0	0	0	0	0	0
SEA 10/19	W	1/1	4	0	4	0.0	0	0	0	0	0	0	0	0	0
@KC 10/26	L	1/1	3	2	1	0.0	0	0	0	0	0	0	0	0	0
@SF 11/2	W	1/1	5	4	1	1.0	4	0	0	0	0	0	0	0	0
@ARI 11/9	L	1/1	2	0	2	0.0	0	0	0	0	0	0	0	0	0
DEN 11/16	W	1/1	2	1	1	0.0	0	0	0	0	0	0	0	0	0
@SD 11/23	L	1/1	5	2	3	1.0	4	0	0	0	0	0	0	0	0
OAK 11/30	W	1/1	8	6	2	0.0	0	0	0	0	0	0	0	0	0
@WAS 12/7	W	1/1	2	0	2	0.0	0	0	0	0	0	0	0	0	0
ARI 12/11	L	1/1	8	2	6	0.0	0	0	0	0	0	0	0	0	0
NYG 12/21	L	1/1	9	2	7	0.0	0	0	0	0	0	0	0	0	0
@SEA 12/28	L	1/1	10	3	7	0.0	0	0	0	0	0	0	0	0	0
TOTAL	6-10	16/16	73	31	42	2.0	8	0	0	0	0	0	0	1	0

2013 ST. LOUIS RAMS															
Game	W/L	P/S	T	S	A	Sk	Yds	Int	Yds	Lg	TD	PD	FF	FR	Yds
ARI 9/8	W	1/1	4	3	1	0.0	0	0	0	0	0	0	0	0	0
@ATL 9/15	L	1/1	1	1	0	0.0	0	0	0	0	0	0	0	0	0
@DAL 9/22	L	1/1	5	2	3	0.0	0	0	0	0	0	0	0	0	0
SF 9/26	L	1/1	3	2	1	0.5	4.0	0	0	0	0	0	0	0	0
JAC 10/6	W	1/1	4	2	2	1.0	3.0	0	0	0	0	1	0	0	0
@HOU 10/13	W	1/1	7	7	0	2.0	4.0	0	0	0	0	0	0	0	0
@CAR 10/20	L	1/1	2	0	2	0.0	0	0	0	0	0	0	0	0	0
SEA 10/28	L	1/1	6	1	5	0.0	0	0	0	0	0	0	0	0	0
TEN 11/3	L	1/1	5	4	1	0.0	0	0	0	0	0	0	0	0	0
@IND 11/10	W	1/1	4	1	3	0.0	0	0	0	0	0	0	0	0	0
CHI 11/24	W	1/1	2	1	1	0.0	0	0	0	0	0	1	0	0	0
@SF 12/1	L	1/1	7	2	5	2.0	13.0	0	0	0	0	0	0	0	0
@ARI 12/8	L	1/1	6	2	4	0.0	0	0	0	0	0	0	0	0	0
NO 12/15	W	1/1	6	4	2	0.0	0	0	0	0	0	0	0	0	0
TB 12/22	W	1/1	3	0	3	0.0	0	0	0	0	0	0	0	0	0
@SEA 12/29	L	1/1	10	8	2	0.0	0	0	0	0	0	0	0	0	0
TOTAL	7-9	16/16	75	40	35	5.5	24.0	0	0	0	0	2	0	0	0


2012 ST. LOUIS RAMS															
Game	W/L	P/S	T	S	A	Sk	Yds	Int	Yds	Lg	TD	PD	FF	FR	Yds
@DET 9/9	L												Inactive		
WAS 9/16	W												Inactive		
@CHI 9/23	L												Inactive		
SEA 9/30	W	1/1	2	0	2	0.0	0	0	0	0	0	0	0	0	0
ARI 10/4	W	1/1	2	2	0	0.0	0	0	0	0	0	0	0	0	0
@MIA 10/14	L	1/1	1	0	1	0.0	0	0	0	0	0	0	0	0	0
GB 10/21	L	1/1	7	4	3	1.0	4	0	0	0	0	0	0	0	0
NE 10/28	L	1/0	2	0	2	0.0	0	0	0	0	0	1	0	0	0
@SF 11/11	T	1/1	5	3	2	1.5	8	0	0	0	0	0	0	0	0
NYJ 11/18	L	1/1	6	4	2	0.0	0	0	0	0	0	0	0	0	0
@ARI 11/25	W	1/1	6	3	3	0.0	0	0	0	0	0	0	0	0	0
SF 12/2	W	1/1	11	5	6	0.0	0	0	0	0	0	0	0	0	0
@BUF 12/9	W	1/1	6	5	1	1.5	6.5	0	0	0	0	0	1	0	0
MIN 12/16	L	1/1	7	2	5	0.0	0	0	0	0	0	0	0	0	0
@TB 12/23	W	1/1	5	1	4	0.0	0	0	0	0	0	1	0	0	0
@SEA 12/30	L	1/1	3	2	1	0.0	0	0	0	0	0	0	0	0	0
TOTAL	7-8-1	13/12	63	31	32	4.0	18.5	0	0	0	0	2	1	0	0



68 | JAMON BROWN

Position:	Offensive Lineman
Ht./Wt.:	6-3/323
Birth Date:	3/15/93
College:	Louisville
Hometown:	Louisville, Ky.
Experience:	2nd year (2nd Rams)
Acquired:	D3A-(72nd)-2015

Career GP/GS (Playoffs): 9/9 (0/0)



TRANSACTIONS: Placed on reserve/injured (11/17/15)...selected by St. Louis in the third round (72nd overall) of the 2015 NFL Draft (5/1/15).

2015 SEASON: Started nine games before being placed on reserve/injured (11/17/15)...**vs. San Francisco (11/1):** Opened up rushing lanes for the team to gain 197 yards on the ground...**vs. Cleveland (10/25):** Helped block for RB Todd Gurley to tally two rushing touchdowns...**at Arizona (10/4):** Opened up running lanes for rookie RB Todd Gurley to record 146 rushing yards...**vs. Seattle (9/13):** Started at left guard in his NFL debut...helped block for 19 first downs.

COLLEGE: Started all 13 games at offensive tackle in 2014 season...earned second team All-ACC accolades after leading the Cardinals to a 9-3 record...helped the Cardinals average 142.7 yards per game on the ground...allowed two sacks all season from his tackle position...started his 40th career game in the Belk Bowl versus Georgia...started all 13 games at left tackle in 2013 after playing right tackle in 2012...played on an offense that averaged 460.8 yards per game...offense scored 30 or more points nine times...started all 13 games at right tackle in 2012...helped the Cardinals average 296.1 yards through the air and 122.7 yards on the ground...appeared in nine games during freshman campaign in 2011, made one start...started the year at defensive tackle before making the transition to offense...made collegiate debut at defensive tackle against Murray State...earned first start at offensive guard versus North Carolina in a 14-7 loss...appeared in seven other games on the offensive line.

PERSONAL: Big, athletic defensive lineman who was considered one of the best prospects in the state of Kentucky...played for Curtis Higgins at Fern Creek High School...a three-year starter on defense and two-year starter on offense...rated seventh on the 2011 Kentucky's Watch List...ranked as the 52nd best defensive line prospect by Scout.com...rated three-star prospect by Rivals.com and the 58th-best tackle...recorded 25 tackles for loss in his career, including 12 as a senior despite playing with a nagging ankle injury...voted All-District 6-A...named to the All-Southern First Team by the Orlando Sentinel...earned Honorable Mention All-State accolades...rated as the 14th-best senior in the state of Kentucky...rated as the 47th-best defensive tackle by ESPN...helped his power-lifting team to a second-place finish in the state...raised his bench max to 300 pounds and his squat to 525...selected third team All-State as a junior...son of June Embers...justice administration major...sang a solo at the banquet of the Russell Athletic Bowl.

BROWN'S Games Played Stats: RAMS 2015 (9/9).



39 | MALCOLM BROWN

Position:	Running Back
Ht./Wt.:	5-11/244
Birth Date:	5/15/93
College:	Texas
Hometown:	Cibolo, Texas
Experience:	1st year (2nd Rams)
Acquired:	UDFA-2015

Career GP/GS (Playoffs): 1/0 (0/0)



TRANSACTIONS: Signed to the Rams' active roster (10/27/15), after being released (10/23/15)...added to the practice squad (9/6/15), after being released (9/5/15)...signed with the Rams (12/30/14)...signed to the Rams' practice squad (9/1/14), after being released (8/30/14)...selected by the Rams in the seventh round (241st overall) of the 2014 NFL Draft (5/10/14).

2015 SEASON: Played in one game for the Rams.

COLLEGE: Played at Texas for four seasons, playing in 44 games (25 starts). In his four-year career with the Longhorns, Brown tallied 2,678 rushing yards on 630 carries (4.3 avg.) with 24 touchdowns. Also recorded 51 receptions resulting in 382 yards (7.5 avg.) and three touchdowns. As a true freshman in 2011, rushed for 742 yards and five touchdowns, earning the Big 12's Newcomer of the Year award. As a junior in 2013, Brown's 904 rushing yards and 1,099 all-purpose yards led the Longhorns. Started all 13 games at running back as a senior in 2014, was a second-team All-Big 12 selection.

PERSONAL: Born in Biloxi, Miss., on May 5, 1993. Brown's father, Tommy, played collegiately at Northwest Mississippi JUCO from 1982-84. Graduated from Texas with a degree in physical culture and sports in December 2014.



10 | PHAROH COOPER

Position: Wide Receiver
Ht./Wt.: 5-11/207
Birth Date: 3/7/95
College: South Carolina
Hometown: Havelock, N.C.
Experience: Rookie
Acquired: D4B-2016 (117th)

Career GP/GS (Playoffs): 0/0 (0/0)



TRANSACTIONS: Selected by Los Angeles in the fourth round (117th overall) of the 2016 NFL Draft (4/30/16).

COLLEGE: Played in 36 games with 25 starts...earned 2015 first-team All-SEC Wide Receiver (AP and Coaches), 2015 first-team All-SEC All-Purpose Back (Coaches), 2015 second-team All-SEC All-Purpose Back (AP)...hailed in 66 receptions for 973 yards...ranked second in the league with 81.1 receiving yards and fifth with 5.5 catches per game...caught 35 percent of the team's passes for 39 percent of the yards thrown...his 66 catches were the seventh-highest single-season total in school history, while his 973 receiving yards were the sixth-best mark...led the team with eight receiving touchdowns and with nine touchdowns overall...had five 100-yard receiving games in 2015...in 2014, earned first-team All-SEC Wide Receiver (AP and Coaches), 2014 Second-team All-SEC All-Purpose Back (AP and Coaches)...ranked third in the SEC in receptions (69), second in receiving yards (1,136) and receiving yards per game (87.4), fourth in receptions per game (5.3) and ninth in all-purpose yards/game (108.5)... named to the SEC Fall Academic Honor Roll...as a true freshman in 2013, played in 11 of 13 games...earned a spot on the Freshman All-SEC squad as both an all-purpose back and return specialist...finished third on the squad with 655 all-purpose yards, including 202 rushing, 54 receiving, 40 on punt returns and 359 on kick returns...also completed 2-of-3 passes for 29 yards and a touchdown... moved from cornerback to wide receiver a week into fall camp.

PERSONAL: Attended Havelock (N.C.) High School...went to back-to-back 3A state titles...Rams went 15-1 during his senior season and a perfect 16-0 during his junior campaign...played at quarterback, running back, receiver and was the primary return man on punts and kickoffs in the Shrine game...finished with 253 total yards including a 45-yard touchdown run, earned offensive MVP honors for the North Carolina squad...as a junior, rushed for 300 yards and caught 65 passes for 1,285 yards and 14 scores...registered 58 tackles with six interceptions...has a degree in sport and entertainment management.

PHAROH COOPER COLLEGE STATISTICS

COLLEGE CAREER												
Year	Team	Receiving					Rushing					
		G/S	No	Yds	Avg	Lg	TD	Att	Yds	Avg	Lg	TD
2013	S. CAROLINA	11/1	3	54	18.0	24	1	20	202	10.1	71	1
2014	S. CAROLINA	13/12	69	1,136	16.5	85	9	27	200	7.4	70	2
2015	S. CAROLINA	12/12	66	973	14.7	78	8	24	111	4.6	29	1
TOTALS		36/25	138	2,163	15.7	85	18	71	513	7.2	71	4

Year	Team	Punt Returns				Kickoff Returns					
		No	Yds	Avg	Lg	TD	Att	Yds	Avg	Lg	TD
2013	S. CAROLINA	9	40	4.4	36	0	16	359	22.4	55	0
2014	S. CAROLINA	15	77	5.1	24	0	0	0	0.0	0	0
2015	S. CAROLINA	12	55	4.6	24	0	0	0	0.0	0	0
TOTALS		36	172	4.8	36	0	16	359	22.4	55	0



23 | BENNY CUNNINGHAM

Position:	Running Back
Ht./Wt.:	5-10/217
Birth Date:	7/7/90
College:	Middle Tennessee
Hometown:	Nashville, Tenn.
Experience:	4th year (4th Rams)
Acquired:	FA-2013

Career GP/GS (Playoffs): 46/3 (0/0)



TRANSACTIONS: Re-signed with the Rams in 2016...originally signed with the Rams as an undrafted rookie free agent (4/30/13).

PRO: Fourth-year pro has competed in 46 games with three starts as a Ram...set career marks in receiving yards and kickoff return yards with 352 receiving yards and 963 kickoff return yards in 2014...also led the NFC in average yards per return with 27.5 average yards per return in 2014.

2015 SEASON: Played in 16 games and started one...tallied 390 yards from scrimmage off of 37 rushes for 140 yards and 26 receptions for 250 yards...also handled kickoff return duties, returned 25 for 714 yards, for a 28.6-yard average and included a long return of 102 yards which is tied for the second longest in franchise history...previously, Tony Horne had returns of 102 & 103 yards...**vs. Tampa Bay (12/17):** Saw action on offense and special teams...notched a career-long 102 yard kickoff return...**at Washington (9/20):** Saw action at running back and kick returner...tallied four catches for 27 yards...also had one kickoff return for 28 yards...**vs. Seattle (9/13):** Started at running back...led the team in rushing with 16 rushes for 45 yards...also logged four receptions for 77 yards to total 122 yards from scrimmage on 20 offensive touches to establish a new personal high.

2014 SEASON: Finished the season with a single-season high 352 yards receiving and 963 kickoff return yards...**at Philadelphia (10/5):** Saw action at running back and kick returner...led the team in rushing with seven carries for 47 yards and one touchdown...also caught three passes for 24 yards...and returned five kicks for 126 yards...amassed 197 all purpose yards on 15 touches...**vs. Seattle (10/16):** Made his first career start at running back...led the teams in receptions and receiving yards with five for 46 and one touchdown...notched a 75-yard kickoff return, the longest kickoff return for the Rams since former Rams' WR Danny Amendola returned a kickoff for 84 yards (12/16/2010)...the return is tied for fifth longest in Rams history since 2000...**at San Francisco (11/2):** Saw action at running back and kick returner...led the Rams in receptions and receiving yards with three for 38...also returned three kickoffs for 78 yards...**at San Diego (11/23):** Saw action at running back and kick returner...ran the ball four times for 18 yards...recorded two receptions for 11 yards...returned five kickoffs for 133 yards...**at Seattle (12/28):** Saw action at running back and kick returner...led the Rams in receptions and yards with seven catches for 57 yards...carried the ball four times for 10 yards...returned three kickoffs for 80 yards.

2013 SEASON: Played in 14 games...rushed 47 times for 261 yards and one touchdown...caught six passes for 59 yards...also saw action on kickoff returns... **vs. Jacksonville (10/6):** Saw action on offense and special teams...rushed four times for 13 yards...returned two kickoffs for 52 yards, including a long of 32 yards...**at Indianapolis (11/10):** Saw action on offense and special teams...rushed seven times for a team-leading and personal best 72 yards...included a career long rush of 56 yards...**vs. Chicago (11/24):** Saw action on offense and special teams...notched his first 100-yard game of his career, rushed 13 times for 109 yards, an 8.4-yard average...tallied his first career touchdown on a 9-yard rush.

COLLEGE: Second team All-Sun Belt Conference as a senior...twice named SBC Offensive Player of the Week as a senior...named to the Doak Walker Award Watch List Honorable Mention All-SBC Freshman Team by the league's beat writers...played in just five games as a senior and rushed for 600 yards and 11 touchdowns...was leading SBC in rushing and scoring when he suffered a season-ending injury in the team's sixth game...appeared in 37 games with the Blue Raiders.

PERSONAL: TSWA All-State and the Region Player of the Year as a high school senior after setting school records in single-season rushing yards (1,744), career touchdowns (60), touchdowns in a game (five), touchdowns in a season (29)...participated in numerous community events, including the United Way Kickoff for Charity Luncheon and Motion for Kids Holiday Party...he also supports the Christian Community Services program in Nashville, Tenn...CCSI provides the resources, tools and encouragement to move from government dependency to self-sufficiency through its financial literacy programs: Mentoring Toward Independence, monthly Basic Financial Training workshops and monthly THDA Home Buyer Education workshops.

BENNY CUNNINGHAM NFL STATISTICS

REGULAR SEASON

Year	Team	Receiving				Rushing						
		G/S	No	Yds	Avg	Lg	TD	Att	Yds	Avg	Lg	TD
2013	RAMS	14/0	6	59	9.8	18	0	47	261	5.6	56	1
2014	RAMS	16/2	45	352	7.8	19	1	66	246	3.7	20	3
2015	RAMS	16/1	26	250	9.6	42	0	37	140	3.8	40	0
TOTALS		45/3	77	661	8.6	42	1	150	647	4.3	56	4

Year	Team	Punt Returns				Kickoff Returns					
		No	Yds	Avg	Lg	TD	Att	Yds	Avg	Lg	TD
2013	RAMS	0	0	0.0	0	0	13	299	23.0	32	0
2014	RAMS	0	0	0.0	0	0	35	963	27.5	75	0
2015	RAMS	0	0	0	0	0	25	714	28.6	102	0
TOTALS		0	0	0.0	0	0	73	1,976	27.1	75	0

ADDITIONAL CAREER STATISTICS: Special Teams Tackles: 2015 (2), 2014 (2), 2013 (3).

SINGLE GAME HIGHS

Rushing Attempts – 16, vs. Seattle (9/13/15)

Rushing Yards – 109, vs. Chicago (11/24/13)

Long– 56, at Indianapolis (11/10/13)

Touchdowns – 1, many times, last at Arizona (11/9/14)

BENNY CUNNINGHAM GAME-BY-GAME STATISTICS

2015 ST. LOUIS RAMS

Game	W/L	Receiving					Rushing					Returns											
		G/S	No	Yds	Avg	Lg	TD	Att	Yds	Avg	Lg	TD	PR	FC	YDS	LG	TD	KR	YDS	AVG	LG	TD	
SEA 9/13	W	1/1	4	77	19.3	42	0	16	45	2.8	9	0	0	0	0	0	0	0	0	0.0	0	0	
@WASH 9/20	L	1/0	4	27	6.8	10	0	1	0	0.0	0	0	0	0	0	0	0	1	28	28.0	28	0	
PIT 9/27	L	1/0	2	18	9.0	12	0	1	12	12.0	12	0	0	0	0	0	0	2	48	24.0	26	0	
@ARI 10/4	W	1/0	2	4	2.0	7	0	2	0	0.0	0	0	0	0	0	0	0	5	121	24.2	39	0	
@GB 10/11	L	1/0	2	28	14.0	17	0	0	0	0.0	0	0	0	0	0	0	0	1	25	25.0	25	0	
CLEV 10/25	W	1/0	2	13	6.5	10	0	4	11	2.8	8	0	0	0	0	0	0	1	27	27.0	27	0	
SF 11/1	W	1/0	0	0	0.0	0	0	0	0	0.0	0	0	0	0	0	0	0	1	13	13.0	13	0	
@MINN 11/8	L	1/0	0	0	0.0	0	0	0	0	0.0	0	0	0	0	0	0	0	0	0	0.0	0	0	
CHI 11/15	L	1/0	1	2	2.0	2	0	0	0	0.0	0	0	0	0	0	0	0	1	27	27.0	27	0	
@BAL 11/22	L	1/0	1	20	2.0	20	0	1	0	0.0	0	0	0	0	0	0	0	0	0	0.0	0	0	
@CIN 11/29	L	1/0	1	5	5.0	5	0	2	12	6.0	8	0	0	0	0	0	0	2	46	23.0	23	0	
ARI 12/6	L	1/0	0	0	0.0	0	0	0	0	0.0	0	0	0	0	0	0	0	0	0	0.0	0	0	
DET 12/13	W	1/0	1	8	8.0	8	0	3	14	4.7	9	0	0	0	0	0	0	0	0	0.0	0	0	
TAMPA 12/17	W	1/0	0	0	0.0	0	0	2	8	4.0	4	0	0	0	0	0	0	4	188	47.0	102	0	
@SEA 12/27	W	1/0	3	14	4.7	10	0	1	0	0.0	0	0	0	0	0	0	0	1	18	18.0	18	0	
@SF 1/3/16	L	1/0	3	34	11.3	13	0	4	38	9.5	40	0	0	0	0	0	0	2	44	22.0	23	0	
TOTAL	7-9	16/1	26	250	9.6	42	0	37	140	3.8	40	0	0	0	0	0	0	25	714	28.6	102	0	

2014 ST. LOUIS RAMS

Game	W/L	Receiving					Rushing					Returns											
		G/S	No	Yds	Avg	Lg	TD	Att	Yds	Avg	Lg	TD	PR	FC	YDS	LG	TD	KR	YDS	AVG	LG	TD	
MIN 9/7	L	1/0	4	30	7.5	12	0	5	21	4.2	12	0	0	0	0	0	0	0	0	0.0	0	0	
@TB 9/14	W	1/0	1	4	4.0	4	0	6	15	2.5	11	0	0	0	0	0	0	0	0	0.0	0	0	
DAL 9/21	L	1/0	1	5	5.0	5	0	9	29	3.2	7	0	0	0	0	0	0	0	0	0.0	0	0	
PHI 10/5	L	1/0	3	24	8.0	12	0	7	47	6.7	14t	1	0	0	0	0	0	5	126	25.2	31	0	
SF 10/13	L	1/0	2	12	6.0	6	0	7	21	3.0	5	1	0	0	0	0	0	2	54	27.0	31	0	
SEA 10/19	W	1/1	5	46	9.2	18	1	2	3	1.5	5	0	0	0	0	0	0	2	104	52.0	75	0	
@KC 10/26	L	1/1	1	8	8.0	8	0	4	27	6.8	18	0	0	0	0	0	0	2	57	28.5	41	0	
@SF 11/2	W	1/0	3	38	12.7	17	0	4	10	2.5	8	0	0	0	0	0	0	3	78	26.0	37	0	
@ARI 11/9	L	1/0	2	16	8.0	12	0	4	12	3.0	5	1	0	0	0	0	0	2	63	31.5	32	0	
DEN 11/16	W	1/0	4	31	7.8	12	0	2	7	3.5	6	0	0	0	0	0	0	2	49	24.5	25	0	
@SD 11/23	L	1/0	2	11	5.5	7	0	4	18	4.5	8	0	0	0	0	0	0	5	133	26.6	33	0	
OAK 11/30	W	1/0	0	0	0.0	0	0	2	3	1.5	5	0	0	0	0	0	0	0	0	0	0	0	
@WAS 12/7	W	1/0	5	28	5.6	15	0	3	20	6.7	20	0	0	0	0	0	0	1	20	20.0	20	0	
ARI 12/11	L	1/0	3	23	7.7	19	0	2	4	2.0	4	0	0	0	0	0	0	4	116	29.0	36	0	
NYG 12/21	L	1/0	2	19	9.5	11	0	1	-1	-1.0	-1	0	0	0	0	0	0	4	83	20.8	25	0	
@SEA 12/28	L	1/0	7	57	8.1	14	0	4	10	2.5	6	0	0	0	0	0	0	3	80	26.7	30	0	
TOTAL	6-10	16/2	45	352	7.8	19	1	66	246	3.7	20	3	0	0	0	0	0	35	963	27.5	75	0	

BENNY CUNNINGHAM GAME-BY-GAME STATISTICS

2013 ST. LOUIS RAMS																							
Game	W/L	G/S	Receiving					Rushing					Returns					TD	KR	YDS	AVG	LG	TD
			No	Yds	Avg	Lg	TD	Att	Yds	Avg	Lg	TD	PR	FC	YDS	LG							
ARI 9/8	W	1/0	0	0	0.0	0	0	0	0	0.0	0	0	0	0	0	0	0	2	46	23.0	25	0	
@ATL 9/15	L	1/0	0	0	0.0	0	0	2	0	0.0	0	0	0	0	0	0	0	1	25	25.0	25	0	
@DAL 9/22	L	1/0	1	6	6.0	6	0	4	16	4.0	9	0	0	0	0	0	0	2	46	23.0	25	0	
SF 9/26	L	1/0	1	17	17.0	17	0	4	6	1.5	7	0	0	0	0	0	0	3	74	24.7	32	0	
JAC 10/6	W	1/0	0	0	0.0	0	0	4	13	3.3	6	0	0	0	0	0	0	2	52	26.0	32	0	
@HOU 10/13	W	1/0	0	0	0.0	0	0	3	11	3.7	7	0	0	0	0	0	0	2	56	28.0	30	0	
@CAR 10/20	L											Inactive											
SEA 10/28	L											Inactive											
TEN 11/3	L	1/0	0	0	0.0	0	0	3	11	3.7	6	0	0	0	0	0	0	0	0	0	0	0	
@IND 11/10	W	1/0	1	18	18.0	18	0	7	72	10.3	56	0	0	0	0	0	0	0	0	0	0	0	
CHI 11/24	W	1/0	0	0	0.0	0	0	13	109	8.4	27	1	0	0	0	0	0	0	0	0	0	0	
@SF 12/1	L	1/0	0	0	0.0	0	0	2	16	8.0	13	0	0	0	0	0	0	0	0	0	0	0	
@ARI 12/8	L	1/0	2	16	8.0	10	0	2	9	4.5	6	0	0	0	0	0	0	0	0	0	0	0	
NO 12/15	W	1/0	0	0	0.0	0	0	2	0	0.0	0	0	0	0	0	0	0	0	0	0	0	0	
TB 12/22	W	1/0	0	0	0.0	0	0	1	-2	-2.0	-2	0	0	0	0	0	0	0	0	0	0	0	
@SEA 12/29	L	1/0	1	2	2.0	2	0	0	0	0.0	0	0	0	0	0	0	0	1	0	0	0	0	
TOTAL	7-9	14/0	6	59	9.8	18	0	47	261	5.6	56	1	0	0	0	0	0	13	299	23.0	32	0	



38 | CODY DAVIS

Position: Safety
Ht./Wt.: 6-1/206
Birth Date: 6/6/89
College: Texas Tech
Hometown: Stephenville, Texas
Experience: 4th year (4th Rams)
Acquired: FA-2013

Career GP/GS (Playoffs): 43/0 (0/0)



TRANSACTIONS: Re-signed with the Rams (3/9/16)...signed to the Rams' active roster (9/27/13)...spent the first four weeks of the season on the Rams' practice squad...signed with the Rams as an undrafted rookie free agent (4/29/13).

PRO: Fourth-year pro has played in 43 games as a Ram as a key special teams contributor...garnered 16 special teams tackles in his first two seasons.

2015 SEASON: Played in 16 games...registered 10 special teams tackles...**at Baltimore (11/22):** Saw action on special teams...notched two tackles...**vs. Chicago (11/15):** Saw action on special teams...tallied three tackles...**at Green Bay (10/11):** Saw action on special teams...made one tackle...caught a 20-yard pass from P Johnny Hekker on a fake punt conversion, his first reception of his NFL career.

2014 SEASON: Saw action in 15 games on defense and special teams, registered three tackles (two solo) and 10 special teams tackles...**vs. Minnesota (9/7):** Saw action on defense and special teams...recorded one tackle (one solo)...**vs. Dallas (9/21):** Saw action on defense and special teams...recorded one tackle...recovered a RB DeMarco Murray fumble in the first quarter that led to a Rams scoring drive...**vs. Oakland (11/30):** Saw action on special teams...tallied three tackles.

at Seattle (12/28): Saw action on special teams...notched two tackles

2013 SEASON: Signed to the Rams' active roster (9/27)...finished the season with six special teams tackles...**at Indianapolis (11/10):** Saw action on special teams...tallied two tackles...**at San Francisco (12/1):** Saw action on special teams...made one tackle...**at Arizona (12/8):** Saw action on special teams...registered two special teams tackles.

COLLEGE: Capital One Academic All-America (first team)...Phil Steele All-Big 12 (second team)... All-Big 12 (second team)... All-Big 12 Defensive Player of the Year (honorable mention)...All-Big 12 Scholar-Athlete of the Year (honorable mention)... Academic All-Big 12 (first team)...ranked second in Big 12 in solo tackles (84) as a senior and eighth in the conference in total tackles (101)...ranks eighth in school history in career tackles (362)...led the team with 101 tackles (84 solo) as a senior...started 49 games, including 22 consecutive starts at safety...Academic All-Big 12 (first team) as a junior... All-Big 12 (honorable mention) as a sophomore...Phil Steele Freshman All-America (first team).

PERSONAL: Attended Stephenville High School in Stephenville, Texas...an extremely productive high school player, he helped lead Stephenville to a combined 33-5 record during his three years as a starter in the defensive backfield...majored in business administration...participated in numerous community events, including Holiday Mail for Heroes, Love Light, Komen Race for the Cure, Play 60 Field Day, and Defensive Line Paintball Tournament to benefit St. Patrick Center.

CODY DAVIS NFL STATISTICS

REGULAR SEASON

Year	Team	G/S	Tackles		Asst	Sk	Yds	Interceptions				PD	Fumbles		Yds
			Total	Solo				Int	Yds	Lg	TD		FF	FR	
2013	RAMS	12/0	0	0	0	0.0	0.0	0	0	0	0	0	0	0	0
2014	RAMS	15/0	3	2	1	0.0	0.0	0	0	0	0	0	0	1	0
2015	RAMS	16/0	0	0	0	0.0	0.0	0	0	0	0	0	0	0	0
Total		43/0	3	2	1	0.0	0.0	0	0	0	0	0	0	1	0

ADDITIONAL CAREER STATISTICS: Special Teams Tackles: 2015 (10), 2014 (10), 2013 (6). Caught a 20-yard pass from P Johnny Hekker on a successful fake punt conversion.

CODY DAVIS GAME-BY-GAME STATISTICS

[illegible]


2014 ST. LOUIS RAMS															
Game	W/L	P/S	T	S	A	Sk	Yds	Int	Yds	Lg	TD	PD	FF	FR	Yds
MIN 9/7	L	1/0	1	1	0	0.0	0	0	0	0	0	0	0	0	0
@TB 9/14	W	1/0	0	0	0	0.0	0	0	0	0	0	0	0	0	0
DAL 9/21	L	1/0	1	0	1	0.0	0	0	0	0	0	0	0	1	0
PHIL10/5	L	1/0	0	0	0	0.0	0	0	0	0	0	0	0	0	0
SF 10/13	L	1/0	0	0	0	0.0	0	0	0	0	0	0	0	0	0
SEA 10/19	W	1/0	0	0	0	0.0	0	0	0	0	0	0	0	0	0
@KC 10/26	L	1/0	1	1	0	0.0	0	0	0	0	0	0	0	0	0
@SF 11/2	W						Inactive								
@ARI 11/9	L	1/0	0	0	0	0.0	0	0	0	0	0	0	0	0	0
DEN 11/16	W	1/0	0	0	0	0.0	0	0	0	0	0	0	0	0	0
@SD 11/23	L	1/0	0	0	0	0.0	0	0	0	0	0	0	0	0	0
OAK 11/30	W	1/0	0	0	0	0.0	0	0	0	0	0	0	0	0	0
@WAS 12/7	W	1/0	0	0	0	0.0	0	0	0	0	0	0	0	0	0
ARI 12/11	L	1/0	0	0	0	0.0	0	0	0	0	0	0	0	0	0
NYG 12/21	L	1/0	0	0	0	0.0	0	0	0	0	0	0	0	0	0
@SEA 12/28	L	1/0	0	0	0	0.0	0	0	0	0	0	0	0	0	0
TOTAL	6-10	15/0	3	2	1	0.0	0	0	0	0	0	0	0	1	0



99 | AARON DONALD

Position:	Defensive Tackle
Ht./Wt.:	6-1/285
Birth Date:	5/23/91
College:	Pittsburgh
Hometown:	Pittsburgh, Pa.
Experience:	3rd year (3rd Rams)
Acquired:	D1B-2014 (13th)

Career GP/GS (Playoffs): 32/28 (0/0)



TRANSACTIONS: Selected by the Rams in the first round (13th overall) of the 2014 NFL Draft (5/8/14).

PRO: Named to back-to-back Pro Bowls in his first two seasons (2015, 2016)...appeared in 32 games and started 28...in 2015, notched 11.0 sacks which led the NFL at the defensive tackle position...also had a team-high 49 quarterback pressures and 29 hits on the quarterback...in 2014, posted 9.0 sacks, which led all rookies and are the most ever by a Rams' rookie...was first Rams' rookie selected to the Pro Bowl since RB Jerome Bettis in 1993.



2015 SEASON: Started 16 games at defensive tackle...earned second consecutive Pro Bowl berth...notched 11.0 sacks to set a new single season-high and earn the team lead in the category...the mark also led the NFL at the defensive tackle position...also had a team-high 49 quarterback pressures and 29 hits on the quarterback...recorded a personal-best 85 tackles on the season (60 solo)...voted Rams' MVP by teammates...**at Seattle (12/27):** Recorded seven tackles (four solo)...also registered nine quarterback pressures and three hits on the quarterback...**vs. Tampa Bay (12/17):** Started at defensive tackle...recorded six tackles (four solo)...also had two quarterback pressures and three hits...**vs. Detroit (12/13):** Notched a career-high 3.0 sacks on QB Matt Stafford...marked his third career multi-sack game, and first 3.0 sack game...also registered two solo tackles and three quarterback hits...**vs. Arizona**



Donald earned NFC Defensive Player of the Week honors vs. Seattle (9/13/15)



(12/6): Sacked Arizona QB Carson Palmer...also had seven tackles (six solo), two quarterback pressures and five quarterback hits...**at Baltimore (11/22):** Sacked Ravens QB Joe Flacco for a seven yard loss...registered 10 tackles (eight solo), five quarterback pressures and one hit on the quarterback...**vs. Chicago (11/15):** Split a sack with DE Williams Hayes on Bears QB Jay Cutler for a nine yard loss...added a solo sack on Cutler marked his second career multi-sack game...also notched five tackles (four solo) and one quarterback hit and pressure...**vs. Cleveland (10/25):** Compiled 1.0 sack, two solo tackles, three quarterback hits and two forced fumbles...**vs. Pittsburgh (9/27):** Sacked Steelers QB Ben Roethlisberger for an 8-yard loss...registered six tackles (four solo)...**at Washington (9/20):** Split a sack on QB Kirk Cousins with DE Chris Long...tallied five tackles (four tackles)...**vs. Seattle (9/13):** Sacked QB Russell Wilson two times to bump his career sack total to 11...marked his first multi-sack game of his career...added 11 tackles to establish a new career-high...earned NFC Defensive Player of the Week honors.

2014 SEASON: Finished the season with 72 tackles (49 solo), 9.0 sacks and 38 quarterback pressures...from weeks 10-15, he had a sack in five straight games...also posted a team-high 17 tackles for loss on the season and coaches credited him with 32 quarterback pressures and 12 quarterback hits...his 9.0 sacks are the most ever by a Rams rookie regardless of position...**vs. Minnesota (9/7):** Made his NFL debut...recorded six tackles (five solo)...**at Tampa Bay (9/14):** Saw action on defense and special teams...recorded six tackles (five solo)...recorded his first career sack...**vs. San Francisco (10/13):** Made his first career start at defensive tackle...tallied seven tackles (five solo)...**vs. Seattle (10/16):** Started at defensive tackle...notched six solo tackles and 1.0 sack...**at Kansas City (10/26):** Started at defensive tackle...tallied three solo tackles and one forced fumble...**at San Francisco (11/2):** Started at defensive tackle...registered one solo tackle and 1.0 sack...**vs. Denver (11/16):** Started at defensive tackle...registered two solo tackles and 1.0 sack...**at San Diego (11/23):** Started at defensive tackle...notched seven tackles (four solo) and 1.0 sack...**vs. Oakland (11/30):** Started at defensive tackle...tallied five tackles (three solo) and 1.0 sack...**at Washington (12/7):** Started at defensive tackle...notched five tackles (two solo) and 1.0 sack...**vs. Arizona (12/11):** Recorded his 10th career start at defensive tackle...registered six tackles (two solo) and 1.0 sack...**at Seattle (12/28):** Started at defensive tackle...posted seven tackles (four solo) and 1.0 sack...led all rookies with 9.0 sacks.

COLLEGE: Recipient of the Bronko Nagurski Trophy (nation's most outstanding defensive player), Chuck Bednarik (defensive player of the year), Outland Trophy (nation's best offensive or defensive interior lineman) and Rotary Lombardi Award (nation's most outstanding lineman or linebacker) also named Athlon Sports National Defensive Player of the Year, CBSSports.com National Defensive Player of the Year and Lindy's Sports National Defensive Player of the Year named All-American first-team by The NFL Draft Report, American Football Coaches Association, Associated Press, Athlon Sports, ESPN.com, Football Writers Association of America, Lindy's Sports, SI.com, Sporting News, USA Today and Walter Camp Football Foundation was also the recipient of the Atlantic Coast Conference Defensive Player of the Year Award by the league's coaches, media and Athlon Sports added All-ACC first-team honors earned unanimous first-team All-American status, he became the first Pitt defensive

player to accomplish that feat since legendary defensive end Hugh Green in 1980...started 30-of-51 games at Pittsburgh - 25 at strong-side defensive tackle and five at strong-side defensive end recorded 181 tackles (115 solos) with 29.5 sacks for minus 200 yards, 66.0 stops for losses totaling 315 yards, 43 quarterback pressures, 11 pass deflections and six forced fumbles ranks fourth in NCAA FBS history with his 66.0 tackles-for-loss...his 29.5 sacks and 28 solo sacks both ranked third among active players, as his lost yardage via sacks (200) placed fourth his 66 tackles-for-loss are the most by a Panther since the NCAA began recognizing that category in 1999... in 2013, earned Player of the Week honors for his performance vs. Virginia from the Bednarik Award and Athlon Sports received National Player of the Week from the Bednarik Award vs. Georgia Tech and was also named ACC Player of the Week for that effort closed out the regular schedule with Lott IMPACT Player of the Week and Walter Camp National Defensive Player of the Week recognition for the Syracuse clash in 2012, earned third-team All-American honors from The NFL Draft Report after he led the team with 5.5 sacks for minus 36 yards, 18.5 stops for losses of 78 yards and eleven quarterback pressures in 2011, received All-Big East Conference second-team honors from the league's coaches...played in all thirteen games as a reserve defensive tackle in 2010.

PERSONAL: Attended Penn Hills (Pa.) High School, playing football for head coach Ron Graham regarded as one of the most dominating defensive linemen in Western Pennsylvania Interscholastic Athletic League Class AAAA ranks selected first team All-State Class AAAA by the Pennsylvania Sports Writers Association each of his final two seasons The Pennsylvania Football News All-Class AAAA, Pittsburgh Post-Gazette WPIAL Class AAAA Player of the Year, Pittsburgh Post-Gazette "Fabulous 22" and Pittsburgh Tribune-Review "Terrific 25" choice compiled 63 tackles, including fifteen for loss and eleven sacks as a senior also started at offensive guard and was a three-year starter on both sides of the ball the Indians advanced to the WPIAL Class AAAA playoffs in each of Donald's three years as a starter selected to play in the Big 33 Football Classic and was rated one of the country's top 25 defensive tackles by Scout.com his brother Archie played linebacker at Toledo...born Aaron Charles Donald majored in Communications son of Anita Goggins and Archie Donald...resides in Penn Hills, Pennsylvania...participated in numerous community events, including Coach Fisher & Friends Celebrity Softball game, the 6th Annual Playground Build at Marygrove, United Way Kickoff to Charity Luncheon, St. Louis Rams Training Academy Youth Camp and the All-Community Team Ticket Program - Donald's Drop Squad.

AARON DONALD NFL STATISTICS

REGULAR SEASON

Year	Team	G/S	Tackles		Asst	Sk	Yds	Interceptions			TD	PD	Fumbles		Yds
			Total	Solo				Int	Yds	Lg			FF	FR	
2014	RAMS	16/12	72	49	23	9.0	60.0	0	0	0	0	0	1	0	0
2015	RAMS	16/16	85	60	25	11.0	59.5	0	0	0	0	0	2	1	0
Total		32/28	157	109	48	20.0	119.5	0	0	0	0	0	3	1	0

SINGLE GAME HIGHS

Total Tackles – 11, vs. Seattle (9/13/15)
Solo Tackles – 8, at Baltimore (11/22/15)
Sacks –3.0, vs. Detroit (12/13/15)

AARON DONALD GAME-BY-GAME STATISTICS

2015 ST. LOUIS RAMS

Game	W/L	P/S	T	S	A	Sk	Yds	Int	Yds	Lg	TD	PD	FF	FR	Yds
SEA 9/13	W	1/1	11	6	5	2.0	10.0	0	0	0	0	0	0	0	0
@WASH 9/20	L	1/1	5	4	1	0.5	4.0	0	0	0	0	0	0	0	0
PIT 9/27	L	1/1	6	4	2	1.0	8.0	0	0	0	0	0	0	0	0
@ARI 10/4	W	1/1	4	2	2	0.0	0	0	0	0	0	0	0	0	0
@GB 10/11	L	1/1	3	2	1	0.0	0	0	0	0	0	0	0	0	0
CLEV 10/25	W	1/1	2	2	0	1.0	0	0	0	0	0	2	0	0	0
SF 11/1	W	1/1	4	4	0	0.0	0	0	0	0	0	0	0	0	0
@MINN 11/8	L	1/1	4	3	1	0.0	0	0	0	0	0	0	0	0	0
CHI 11/15	L	1/1	5	4	1	1.5	9.5	0	0	0	0	0	0	1	0
@BAL 11/22	L	1/1	10	8	2	1.0	7.0	0	0	0	0	0	0	0	0
@CIN 11/29	L	1/1	6	3	3	0.0	0	0	0	0	0	0	0	0	0
ARI 12/6	L	1/1	7	6	1	1.0	4.0	0	0	0	0	0	0	0	0
DET 12/13	W	1/1	2	2	0	3.0	17.0	0	0	0	0	0	0	0	0
TB 12/17	W	1/1	6	4	2	0.0	0	0	0	0	0	0	0	0	0
@SEA 12/27	W	1/1	7	4	3	0.0	0	0	0	0	0	0	0	0	0
@SF 1/3/16	L	1/1	3	2	1	0.0	0	0	0	0	0	0	0	0	0
TOTAL	7-9	16/16	85	60	25	11.0	59.5	0	0	0	0	2	1	0	0

2014 ST. LOUIS RAMS

Game	W/L	P/S	T	S	A	Sk	Yds	Int	Yds	Lg	TD	PD	FF	FR	Yds
MIN 9/7	L	1/0	6	5	1	0.0	0	0	0	0	0	0	0	0	0
@TB 9/14	W	1/0	6	5	1	1.0	4	0	0	0	0	0	0	0	0
DAL 9/21	L	1/0	4	3	1	0.0	0	0	0	0	0	0	0	0	0
PHI 10/5	L	1/0	4	2	2	0.0	0	0	0	0	0	0	0	0	0
SF 10/13	L	1/1	7	5	2	0.0	0	0	0	0	0	0	0	0	0
SEA 10/19	W	1/1	6	6	0	1.0	5	0	0	0	0	0	0	0	0
@KC 10/26	L	1/1	3	3	0	0.0	0	0	0	0	0	0	0	1	0
@SF 11/2	W	1/1	1	1	0	1.0	9	0	0	0	0	0	0	0	0
@ARI 11/9	L	1/1	3	2	1	0.0	0	0	0	0	0	0	0	0	0
@IND 11/10	W	1/1	0	0	0	0.0	0	0	0	0	0	0	0	0	0
DEN 11/16	W	1/1	2	2	0	1.0	12	0	0	0	0	0	0	0	0
@SD 11/23	L	1/1	7	4	3	1.0	5	0	0	0	0	0	0	0	0
OAK 11/30	W	1/1	5	3	2	1.0	8	0	0	0	0	0	0	0	0
@WAS 12/7	W	1/1	5	2	3	1.0	8	0	0	0	0	0	0	0	0
ARI 12/11	L	1/1	6	2	4	1.0	8	0	0	0	0	0	0	0	0
NYG 12/21	L	1/1	0	0	0	0.0	0	0	0	0	0	0	0	0	0
@SEA 12/28	L	1/1	7	4	3	1.0	1	0	0	0	0	0	0	0	0
TOTAL	6-10	16/12	72	49	23	9.0	60	0	0	0	0	0	1	0	0



64 | ANDREW DONNAL

Position:	Offensive Lineman
Ht./Wt.	6-5/316
Birth Date:	3/3/92
College:	Iowa
Hometown:	Monclava, Ohio
Experience:	2nd year (2nd Rams)
Acquired:	D4-2015 (119th)

Career GP/GS (Playoffs): 5/2 (0/0)



TRANSACTIONS: Selected by the Rams in the fourth round (119th overall) of the 2015 NFL Draft (5/2/15).

2015 SEASON: Played in five games and earned two starts before being declared inactive with a knee injury...**at Baltimore (11/22):** Started at right guard...left the game with a knee injury and did not return...**at Minnesota (11/8):** Made his first NFL start...**vs. San Francisco (11/1):** Saw action on special teams...**at Washington (9/20):** Saw his first NFL action on special teams.

COLLEGE: Started all 13 games at right tackle as a senior... earned Honorable mention All-Big Ten by league coaches...played every offensive down in win over Northern Iowa as offense gained 401 yards total offense...played every offensive down in win over Ball State as offense gained 455 yards total offense...played every offensive down in win at Purdue as offense gained 420 yards total offense...played every offensive down in win over Indiana as offense gained 426 yards total offense...played every offensive down in win over Northwestern as offense gained 483 yards total offense...started at right tackle in win at Illinois as offense rushed for 304 yards and gained 587 yards total offense...played every offensive down against No. 14 Wisconsin as offense gained 412 yards total offense against top-ranked defense in the nation...saw action at both guard and tackle throughout the 2013 season...played in 12 games...saw action at right guard and left tackle in win over Missouri State as offense gained 491 yards total offense ...saw action at right guard in win at Iowa State as offense gained 378 yards total offense and rushed for over 200 yards in third straight outing...saw action in win over Western Michigan as offense gained 446 yards total offense while rushing for over 200 yards in fourth straight game...saw action in offensive line in 23-7 win at Minnesota as offense gained 464 yards total offense and rushed for over 200 yards in fifth straight outing...saw action in win at Purdue as offense rushed for 318 yards and gained 509 yards total offense...listed as second team left tackle following spring practice in 2012...played in the first seven games of the 2012 season with three starts before being injured....registered first career start at right guard in win over Minnesota while the offense gained 374 yards total offense...started at right guard and played every offensive play in win at Michigan State...did not play in final five games due to injury...saw first action of collegiate career during 2011 season in opening win over Tennessee Tech...saw action in 45-24 win over Indiana as offense gained 456 yards total offense...redshirted during 2010 season.

PERSONAL: Attended Anthony Wayne High School in Ohio...participated in Army All-American Bowl and selected to team USA vs. World All-Stars in conjunction with Super Bowl...named first team All-Ohio Division I offensive lineman by the Associated Press...first team all-district and all-Northern Lakes League offensive tackle...named District Lineman of the Year...named to all-Toledo Blade team and Ohio High Magazine first team offensive line...2009 Buckeye Bluechip honoree by Touchdown Club of Columbus...was also first team all-conference as a junior, second team all-District and special mention all-state...earned second team all-conference honors as a sophomore....earned three varsity letters as offensive and defensive lineman...team captain as senior while helping team post 7-3 overall record....also lettered three years as basketball center and in track while competing in the shot put and discus...leisure studies major...named to all-Northern Lakes League Academic Team...parents are Susie and Ron Donnal.

DONNAL'S Games Played Stats: RAMS 2015 (5/2).



91 | DOMINIQUE EASLEY

Position: Defensive Tackle
Ht./Wt. 6-2/285
Birth Date: 2/24/92
College: Florida
Hometown: Staten Island, N.Y.
Experience: 3rd Year (1st Rams)
Acquired: FA-2016

Career GP/GS (Playoffs): 22/3 (0/0)



TRANSACTIONS: Signed with the Los Angeles Rams (5/18/16)...drafted by the New England Patriots in the first round (29th overall) of the 2014 NFL Draft.

PRO: Third-year pro has played in 22 games with three starts.

2015 SEASON: Played in 11 games with one start...tallied 2.0 sacks and 15 tackles (nine solo) before being placed on injured/reserve following the 12/13 game at Houston...**vs. Buffalo (11/23):** Recorded two tackles, one solo and teamed up with Rob Ninkovich to sack Tyrod Taylor for a 1-yard loss on third down...**at Houston (12/13):** Recorded one solo tackle...split a sack on QB Brian Hoyer for an 8-yard loss on third down during the first drive of the game, forcing a Texans punt.

2014 SEASON: Played in 11 games with two starts...placed on reserve/injured (12/17)...registered 1.0 sacks and 10 tackles (seven solo)...**vs. Chicago (10/26):** Started at defensive end and sacked QB Jay Cutler for a four-yard loss...**vs. Cincinnati (10/5):** Made first NFL start at defensive end in the win, finished with one tackle.

COLLEGE: Started 26-of-32 games over his four year career and finished with 81 tackles, 5.5 sacks, 18 tackles for loss, one fumble recovery and one pass defended.

PERSONAL: Rated the second-best defensive tackle in the country by both Scout.com and Rivals.com during his senior campaign...as a senior, he was credited with 53 tackles, 16 sacks, one fumble recovery and an interception he ran back for a score...received EA Sports All-American honors after leading Curtis High to the 2009 Public Schools Athletic League championship. named Most Valuable Player at the 2010 Under Armour All-American Game...has a son, Dominique Easley II...majored in general studies.

DOMINIQUE EASLEY NFL STATISTICS

REGULAR SEASON															
Year	Team	G/S	Tackles Total	Solo	Asst	Sk	Yds	Int	Yds	Lg	TD	PD	Fumbles FF	FR	Yds
2014	New England	11/1	15	9	6	1.0	4.0	1	0	0	0	1	1	0	0
2015	New England	11/2	10	7	3	2.0	13.5	0	0	0	0	0	2	1	0
Total		22/3	25	16	9	3.0	17.5	1	0	0	0	1	3	1	0

DOMINIQUE EASLEY GAME-BY-GAME STATISTICS

2015 NEW ENGLAND PATRIOTS

Game	W/L	P/S	T	S	A	Sk	Yds	Int	Yds	Lg	TD	PD	FF	FR	Yds
PIT 9/10	W	1/1	0	0	0	0.0	0.0	0	0	0	0	0	0	0	0
@BUF 9/20	W	0/0	0	0	0	0.0	0.0	0	0	0	0	0	0	0	0
JAC 9/27	W	1/0	2	1	1	0.0	0.0	0	0	0	0	0	0	0	0
@DAL 10/11	W	1/0	2	2	0	0.0	0.0	0	0	0	0	0	0	0	0
@IND 10/18	W	1/0	1	1	0	0.5	5.5	0	0	0	0	0	0	0	0
NYJ 10/25	W	1/0	1	1	0	0.0	0.0	0	0	0	0	0	0	0	0
MIA 10/29	W	1/0	3	1	2	0.0	0.0	0	0	0	0	0	0	0	0
WAS 11/08	W	1/0	0	0	0	0.0	0.0	0	0	0	0	0	0	0	0
@NYG 11/15	W	1/0	1	1	0	0.0	0.0	0	0	0	0	0	0	0	0
BUF 11/23	W	1/0	2	1	1	0.5	0.0	0	0	0	0	0	0	0	0
@DEN 11/29	L	1/0	1	1	0	0.0	0.0	0	0	0	0	0	0	0	0
PHI 12/6	L	0/0	0	0	0	0.0	0.0	0	0	0	0	0	0	0	0
@HOU 12/13	W	1/0	1	1	0	1.0	8.0	0	0	0	0	0	0	0	0
TEN 12/20	W														
Placed on reserve/injured															
Total	12-2	11/1	15	9	6	2.0	13.5	0	0	0	0	0	0	0	0

2014 NEW ENGLAND PATRIOTS

Game	W/L	P/S	T	S	A	Sk	Yds	Int	Yds	Lg	TD	PD	FF	FR	Yds
@MIA 9/7	L	1/0	1	1	0	0.0	0.0	0	0	0	0	0	0	0	0
@MIN 9/14	W	1/0	1	1	0	0.0	0.0	1	0	0	0	1	0	0	0
OAK 9/21	W	1/0	0	0	0	0.0	0.0	0	0	0	0	0	0	0	0
@KC 9/29	L	1/0	2	2	0	0.0	0.0	0	0	0	0	0	0	0	0
CIN 10/5	W	1/1	1	0	1	0.0	0.0	0	0	0	0	0	0	0	0
NYJ 10/16	W	0/0	0	0	0	0.0	0.0	0	0	0	0	0	0	0	0
CHI 10/26	W	1/1	3	1	2	1.0	4.0	0	0	0	0	0	0	0	0
DEN 11/2	W	1/0	1	1	0	0.0	0.0	0	0	0	0	0	0	0	0
@IND 11/16	W	1/0	1	1	0	0.0	0.0	0	0	0	0	0	0	0	0
DET 11/23	W	0/0	0	0	0	0.0	0.0	0	0	0	0	0	0	0	0
@GB 11/30	L	1/0	0	0	0	0.0	0.0	0	0	0	0	0	0	0	0
@SD 12/7	W	1/0	0	0	0	0.0	0.0	0	0	0	0	0	0	0	0
MIA 12/14	W	0/0													
Placed on reserve/injured															
Total	10-3	11/2	10	7	3	1.0	4.0	1	0	0	0	1	1	0	0



59 | JOSH FORREST

Position: Linebacker
Ht./Wt.: 6-3/255
Birth Date: 2/24/92
College: Kentucky
Hometown: Paducah, Ky.
Experience: Rookie
Acquired: D6B-2016 (190th)

Career GP/GS (Playoffs): 0/0 (0/0)



TRANSACTIONS: Selected by Los Angeles in the sixth round (190th overall) of the 2016 NFL Draft (4/30/16).

COLLEGE: Played in 45 games, started 24...career honors include: All-SEC, third team by Phil Steele's College Football (2015), Butkus Award Watch List for nation's top linebacker (2015), Bednarik Award Watch List for nation's top defender (2015), All-SEC third team by Phil Steele's College Football (2014), SEC Academic Honor Roll (2012)...led UK in tackles in both his junior and senior seasons...career totals include 232 tackles, 15.5 tackles for loss, 4.5 quarterback sacks, five interceptions, seven pass breakups, two fumbles caused and four quarterback hurries...began his college career as a freshman receiver before moving to defense in 2012...contributed as a reserve linebacker and on special teams as a redshirt freshman and sophomore...only began playing football as a junior in high school...ranked third in the SEC in tackles per game with 9.2 in 2014 ... Earned All-SEC third team by Phil Steele's College Football (2014) and SEC Academic Honor Roll (2012).

PERSONAL: Attended Tilghman High School...earned first-team All-State as a senior by the *Louisville Courier-Journal* also named to the Lexington Herald-Leader "Class of the Commonwealth" listing of the top-22 players in Kentucky won three regional player of the year awards at wide receiver, caught 46 passes for 855 yards and 14 touchdowns as a senior as a defensive back, he picked off seven passes during his senior season and returned three for touchdowns also had an 85-yard fumble return for a touchdown earned honorable-mention All-State honors in his first year in football, while helping lead Tilghman High School to the Class AAA state championship earned honorable-mention All-State in basketball as a junior and senior, leading Tilghman to the First Region championship and a berth in the Sweet 16 state tournament during his junior year participated in track in the 400-meter dash and a pair of relays...born in Paducah, Ky. son of Iris and Tony Horice completed his degree in community and leadership development, added a second major in communications.

JOSH FORREST COLLEG STATISTICS

COLLEGE STATISTICS											
Year	Team	G/S	Tackles			Interceptions			Fumbles		
			Total	Solo	Asst	Sk	Yds	Int	Yds	PD	FF
2012	Kentucky	9/0	13	-	-	0	0	0	0	0	0
2013	Kentucky	12/0	16	-	-	0	0	1	39	0	0
2014	Kentucky	12/12	110	-	-	1.0	9.0	2	32	2	1
2015	Kentucky	12/12	93	-	-	3.5	20	2	81	5	1
TOTAL		45/24	232	-	-	4.5	29	5	152	7	2



33 | E.J. GAINES

Position: Cornerback
 Ht./Wt.: 5-10/190
 Birth Date: 2/23/92
 College: Missouri
 Hometown: Independence, Mo.
 Experience: 2nd Year (2nd Rams)
 Acquired: D6A-2014 (188th)

Career GP/GS (Playoffs): 15/15 (0/0)



TRANSACTIONS: Selected by the Rams in the sixth round (188th overall) of the 2014 NFL Draft (5/10/14).

PRO: Started 15 games in his rookie campaign, the only NFL rookie cornerback to do so this season...led the team with 14 pass breakups...also registered 105 tackles (76 solo) and two fumble recoveries.

2015 SEASON: Spent the 2015 season on the Rams' Injured/Reserve list.

2014 SEASON: Started 15 games, led the team with 14 pass breakups and fumble recoveries with two...**vs. Arizona (12/11/14):** Started at right corner...led the defense with 13 tackles (10 solo)...earned a career high in both categories...also reached the 100 tackle mark...**vs. Oakland (11/30/14):** Started at right corner...recorded his second career interception when he picked off QB Derek Carr...garnered eight tackles (six solo)...had two passes defended...tallied his second fumble recovery of the season...**at San Diego (11/23):** Saw action at right corner...snagged eight tackles (seven solo)...**vs. Denver (11/16):** Saw action at right corner...recorded 10 tackles (six solo)...had two passes defended, one quarterback hurry and one quarterback pressure...**at Arizona (11/9):** Started at right corner...recorded seven tackles (five solo)...had three passes defended...**at San Francisco (11/2):** Started at left corner...garnered seven tackles (five solo)...had one pass defended...**at Kansas City (10/26):** Started at left corner...recorded a then single-game high with 11 tackles (nine solo)...**at Philadelphia (10/5):** Started at left corner...recorded his first NFL interception when he picked off a pass from QB Nick Foles intended for WR Jeremy Maclin....in the second quarter he recovered his first career fumble...tallied seven tackles (four solo)...had one pass defended.

COLLEGE: Earned All-Southeastern Conference first-team honors from the league's coaches and media...started his final 37 games at Missouri, seeing action in 50 contests...produced 244 tackles (183 solos) with three forced fumbles, 14 stops for losses of 38 yards, 31 pass deflections and eight interceptions for 71 yards in returns...gained 154 yards with a score on 11 punt returns (14.0 avg) and reached the end zone three times with a trio of fumble recoveries, a school record in that category...his eight pass thefts rank 13th on the school career-record list...His 18 passes defended in 2011 set a new Missouri season record...in 2013, finished second in the SEC with five interceptions for 17 yards in returns...named the team's Player of the Year in 2012...started all 12 games at left cornerback, as he ranked eighth in the SEC with 58 solo tackles...earned All-Big 12 Conference first-team honors during his first season as a starter in 2011...set the school record and ranked fourth in the nation with 18 passes defended...played in 13 games as a reserve cornerback in 2010...the true freshman recorded 26 tackles (19 solos) and deflected one pass.

PERSONAL: Gained attended Fort Osage (Independence, Mo.) High School, playing football for head coach Ryan Schatz...two-time first-team all-state performer...helped lead his team to the Missouri Class V title game as a senior in 2009, in which he ran for 1,500 yards and 20 touchdowns and caught 20 passes for 400 yards...also starred in the secondary by making 72 tackles and two interceptions...during his junior year, Gaines registered 89 tackles and added five interceptions, including one he returned for a score...previously recorded 88 tackles with five pass thefts as a sophomore in 2007...considered a three-star recruit by Rivals.com, as that service rated him as the 51st-best cornerback prospect in the nation and the ninthbest prospect in the state of Missouri...the multi-sport performer was also a standout in track and basketball for his school, as he won all-state honors in track two different years...majored in hospitality management...son of Alta Bailey and Edwin Gaines...resides in Independence, Mo.

E.J. GAINES NFL STATISTICS

REGULAR SEASON

Year	Team	G/S	Tackles		Asst	Sk	Yds	Interceptions			TD	PD	Fumbles		Yds
			Total	Solo				Int	Yds	Lg			FF	FR	
2014	RAMS	15/15	105	76	29	0.0	0.0	2	0.0	0	0	14	0	2	0
Total		15/15	105	76	29	0.0	0.0	2	0.0	0	0	14	0	2	0

SINGLE GAME HIGHS

Total Tackles – 13, vs. Arizona (12/11/14)

Solo Tackles – 10, vs. Arizona (12/11/14)

Passes Defensed – 2, twice, last vs. Oakland (11/30/14)

E.J. GAINES GAME-BY-GAME STATISTICS

2014 ST. LOUIS RAMS																
Game	W/L	P/S	T	S	A	Sk	Yds	Int	Yds	Lg	TD	PD	FF	FR	Yds	
MIN 9/7	L	1/1	5	3	2	0.0	0	0	0.0	0	0	2	0	0	0	
@TB 9/14	W	1/1	7	5	2	0.0	0	0	0.0	0	0	0	0	0	0	
DAL 9/21	L	1/1	1	0	1	0.0	0	0	0.0	0	0	0	0	0	0	
PHL 10/5	L	1/1	7	4	3	0.0	0	1	0.0	0	0	1	0	1	0	
SF 10/13	L	1/1	4	3	1	0.0	0	0	0.0	0	0	1	0	0	0	
SEA 10/19	W	1/1	7	7	0	0.0	0	0	0.0	0	0	1	0	0	0	
@KC 10/26	L	1/1	11	9	2	0.0	0	0	0.0	0	0	0	0	0	0	
@SF 11/2	W	1/1	7	5	2	0.0	0	0	0.0	0	0	1	0	0	0	
@ARI 11/9	L	1/1	7	5	2	0.0	0	0	0.0	0	0	3	0	0	0	
DEN 11/16	W	1/1	10	6	4	0.0	0	0	0.0	0	0	2	0	0	0	
@SD 11/23	L	1/1	8	7	1	0.0	0	0	0.0	0	0	0	0	0	0	
OAK 11/30	W	1/1	8	6	2	0.0	0	1	0.0	0	0	2	0	1	0	
@WAS 12/7	W	1/1	5	2	3	0.0	0	0	0.0	0	0	0	0	0	0	
ARI 12/11	L	1/1	13	10	3	0.0	0	0	0.0	0	0	0	0	0	0	
NYG 12/21	L	1/1	5	4	1	0.0	0	0	0.0	0	0	1	0	0	0	
@SEA 12/28	L	0/0							Inactive							
TOTAL	6-10	15/15	105	76	29	0.0	0	2	0.0	0	0	14	0	2	0	



16 | JARED GOFF

Position: Quarterback
 Ht./Wt.: 6-4/215
 Birth Date: 10/14/1994
 College: California
 Hometown: Novato, Calif.
 Experience: Rookie
 Acquired: D1-2016 (1st)

Career GP/GS (Playoffs): 0/0 (0/0)



TRANSACTIONS: Selected by Los Angeles in the first round (1st overall) of the 2016 NFL Draft (4/28/16).

COLLEGE: Started all 37 games possible during his three seasons at Cal and is the only quarterback in school history to have ever started his first game as a true freshman...holds 26 Cal records including career marks for passing yards (12,220), passing yards per game (329.7), touchdown passes (96), completions (977), passing attempts (1,569), total offense (12,086) and total plays (1,739)...second on the school's all-time list for passing efficiency (143.95) behind only Aaron Rodgers...broke Pac-12 career records with an average of 326.6 yards of total offense per game as well as three seasons of gaining 3,000 or more total yards...ranks third all-time in Pac-12 history and 26th nationally in passing yards as well as fourth in the Pac-12 and 27th nationally in passing touchdowns...set a pair of Pac-12 single-season records in his final campaign as a 2015 junior when he passed for 4,719 yards and 43 touchdowns and he was also the first Cal quarterback to earn first-team All-Pac-12 honors since Rodgers in 2004...two-time team captain as voted by his teammates in his final two campaigns as a junior and 2014 sophomore...one of six players in Pac-12 history to throw for 3,000 or more yards in three seasons and one of two to throw for 3,000 or more yards in each of his first three campaigns...had at least 268 yards passing or two touchdown passes in each of his final 14 collegiate contests...twice earned Pac-12 Offensive Player of the Week honors with both coming over the final three games of his 2015 junior season against Oregon State (11/14/2015) and Arizona State (11/28/2015)...the team's seven-win turnaround over his last two seasons from a 1-11 record in 2013 to an 8-5 mark in 2015 is tied for the second best in school history behind only the eight-win improvement from a 2-10 mark in 1946 to a 10-1 record in 1948...Cal's Most Outstanding Player in a Lockheed Martin Armed Forces Bowl victory over Air Force as a junior in the final game of his collegiate career when he set the bowl's single-game records by passing for 467 yards and six touchdowns to lead Cal to its first bowl victory since 2008.

PERSONAL: Attended Marin Catholic High School in Calif...passed for a combined 7,687 yards and 93 touchdowns with 18 interceptions in three varsity seasons from 2010-12, completing 477-of-767 passes (62.2 percent)...three varsity teams to one appearance in the state title game, one North Coast Section crown, three NCS playoff appearances and three MCL championships...earned All-American honors from SuperPrep as a 2012 senior...parents are Jerry and Nancy Goff...father was a catcher who played Major League Baseball with Montreal (1990, 1992), Pittsburgh (1993-94) and Detroit (1995-96) following his collegiate baseball career at Cal that included All-America, All-District 8 and All-Pac-10 honors in 1986...majored in sociology.

JARED GOFF COLLEGE STATISTICS

REGULAR SEASON

Year	Team	G/S	Passing Att.	Cmp	Pct.	Yds	Yds/Att	TD	Int	Lg	Sk-Yds	Rtg.
2013	California	12/12	531	320	60.3	3,508	10.9	18	10	89	-	123.2
2014	California	12/12	509	316	62.1	3,973	7.8	35	7	92t	-	147.6
2015	California	13/13	529	341	64.5	4,719	8.9	43	13	80t	-	161.3
Total		37/37	1,569	977	62.2	12,200	7.7	96	30	92t	-	144.0



55 | NICHOLAS GRIGSBY

Position:	Linebacker
Ht./Wt.	6-2/230
Birth Date:	7/2/92
College:	Pittsburgh
Hometown:	Trotwood, Ohio
Experience:	Rookie
Acquired:	UDFA-2016

Career GP/GS (Playoffs): 0/0 (0/0)



TRANSACTIONS: Signed with the Los Angeles Rams as an undrafted free agent (5/6/16).

COLLEGE: Played in 50 games with 18 starts...collected 144 career tackles (100 solo) and 9.5 sacks...started all 13 games in 2015...finished fourth on the team with 66 tackles...added 9.5 tackles for loss and 3.5 sacks...tied for the team lead in forced fumbles (two) and fumble recoveries (one)...selected third-team All-ACC by the coaches...named the ACC Linebacker of the Week for his performance in Pitt's season-opening 45-37 win over Youngstown State...in 2014, played in all 13 games, started one...voted by his teammates as one of three Pitt captains...totaled 28 tackles, four tackles for loss and 3.0 sacks...tied for the team lead with two forced fumbles...in 2013, played in 12 games with two starts...compiled 23 tackles, four tackles for loss and 3.0 sacks on the year...in 2012, played in 12 games with two starts...totaled 27 tackles on the year...redshirted as a true freshman in 2011.

PERSONAL: First-team All-Ohio Division II linebacker at Trotwood-Madison High School...first-team Southwest All-District...Dayton Daily News All-Area Division I-II...collected 154 tackles, 4.0 sacks, four forced fumbles and one interception (returned 70 yards for a touchdown) as a senior...led Trotwood-Madison to a 12-3 record and the Ohio Division II state championship game...had 10.5 tackles in the state title game against Maple Heights...also a three-year letterman in track...son of Ernestine Grigsby and Eric Wilson...has nine brothers and three sisters...joined at Pitt by younger brother and fellow linebacker Bam Bradley...administration of justice major.



30 | TODD GURLEY

Position:	Running Back
Ht./Wt.:	6-1/226
Birth Date:	8/3/94
College:	Georgia
Hometown:	Tarboro, N.C.
Experience:	2nd year (2nd Rams)
Acquired:	D1-2015 (10th)

Career GP/GS (Playoffs): 13/12 (0/0)



TRANSACTIONS: Selected by the Rams in the first round (10th overall) of the 2015 NFL Draft (4/30/15).

2015 SEASON: Played in 13 games and started 12...earned first Pro Bowl honor...finished the season leading the team in rushes (229) and rushing yards (1,108) and 10 touchdowns...finished the season third in rushing



Gurley named NFL Offensive Rookie of the Month - October 2015

- Led the NFL averaging 144.3 rushing yards per game during Oct. Rushed for 433 yards and two touchdowns in three games
- Rushed for at least 125 yards in each contest. He is the first rookie in 10 years to rush for at least 125 yards in each of his first three starts (Cadillac Williams in 2005).
- Became the third player in NFL history to rush for at least 125 yards in three of his first four games to begin a career (Billy Sims in 1980 and Williams in 2005).
- Third Rams player to be named Rookie of the Month, joining QB Sam Bradford (October and November, 2010) and Eddie Kennison (October 1996).
- He is the first Rams RB to be named NFL Offensive Rookie of the Month.

yards in the NFL...the last Rams running back to have at least 1,000 yards was Steven Jackson (1,045) in 2012...the last Rams rookie running back to reach 1,000 was Jerome Bettis (1,429) in 1993...last time a Rams running back to have a rushing touchdown in at least five consecutive games was Marshall Faulk in Weeks 15-17 in '01 and Weeks 1-3 in '02...recorded five 100-yard rushing games...one of three rookies since 1970 with 700-plus rushing yards in first six career starts (Adrian Peterson, Eric Dickerson)...

vs. Detroit (12/13): Started at running back...rushed 16 times for 140 yards and two touchdowns...marked his fifth 100-plus yard rushing yard game and second multi-touchdown game...notched three rushes for 20-plus yards, including a long of 49 yards...has amassed 975 rushing yards this season on 189 attempts for a 5.2-yard average...

Gurley's 566 rushing yards are the most in a player's 1st 4 NFL starts in the Super Bowl era

Gurley is the 1st rookie in NFL history to rush for 125+ yards in 4 consecutive games



his 975 rushing yards rank fourth in the NFL, behind Adrian Peterson (1,251), Doug Martin (1,214), and Jonathan Stewart (989)...**vs. San Francisco (11/1):**

Made his fourth start at running back...rushed 20 times for 133 yards, a 6.7-yard average...has four rushes of 45-plus yards in his first four games as a starter (48 v CLE, 52 at AZ, 55 at GB, 71 v SF)...notched a 71-yard touchdown run, the longest rushing play of the season for the Rams and the fourth longest rush of the season in the NFL...marked his fourth consecutive game with 100-plus yards, last Rams rookie running back to do so was Jerome Bettis in 1993...in his first four career starts, he has rushed for 566 yards, the most yards by any NFL player in his first four starts who began career in Super Bowl era. Previously, the record was held by Billy Sims (539)...**vs. Cleveland (10/25):** Started at running back...scored his first NFL touchdown on a 1-yard rush...added a second touchdown on a 16-yard rush...finished the day with 19 rushes for 128 yards, including a long of 48 yards...also had four receptions for 35 yards, to put his total yards at 163...marked his third consecutive 100-yard rushing game...the last Rams rookie running back to post 100-plus yards in three consecutive games was Eric Dickerson in 1983...**at Green Bay (10/11):** Started at running back...notched his second-consecutive 100-yard rushing game...rushed 30 times for 159 yards, a 5.3-yard average, including a long rush of 55 yards...**at Arizona (10/4):** Made his first NFL start...led the team in rushes (19) and rushing yards (146)...marked his first 100-yard rushing game of his career...notched a long rush of 52 yards.

COLLEGE: Notched 18 career 100 yard rushing games at Georgia, second most in school history...also had one 200 yard rushing game...scored 44 career touchdowns (36 rushing, six receiving, two kickoffs), which ranks second in school records behind Herschel Walker (52)...second in school history with 4,322 all-purpose yards and 3,285 rushing yards, trailing Walker (5,749)...one of only four Bulldogs to have 3,000-plus yards rushing in his career...established new school record with career 6.44 average gain per rush (old mark: 6.42, Charley Trippi, 1942, 1945-46)...voted team's offensive MVP for 2014 season...named to the Paul Hornung Award Honor Roll following his performances against Vanderbilt, Tennessee and Clemson during the 2014 season...also tapped three times for Athlon Sports National Player of the Week honors...earned SEC Offensive Player of the Weeks honors six times during his collegiate career...posted a career-high 208 rushing yards on 28 carries and two touchdowns vs. Tennessee (2014)...in 2012, became the second UGA true freshman (Walker in 1980) to rush for more than 1,000 yards...set Georgia freshman running back record with 17 rushing touchdowns, which is tied for third overall at UGA...tallied nine games with at least 100 yards rushing, which ranks tied for third in school history for a season.

PERSONAL: Attended Tarboro High School...earned North Carolina Associated Press Player of the Year honors for 2011...NCPreps.com 2A Player of the Year for 2011...SuperPrep All-Mid-Atlantic Team...ESPN.com fourstar prospect, No. 11 ranked running back, ranked No. 10 in state of North Carolina overall...ESPNHS North Carolina Magazine First Team All State...won three consecutive 2A State Championships at Tarboro High School...rushed for 242 yards and four touchdowns in 2011 State

Championship game...as a senior totaled 2,600 yards and 38 touchdowns...played running back and safety during his junior season, totaling 1,472 rushing yards and 26 touchdowns, as well as 79 tackles, an interception, and a forced fumble...ran track for Team USA in Europe during the Spring and Summer of 2011...majored in pre-business...recipient of the Jack and Joy Davis Football Scholarship all three years of his Georgia career.

TODD GURLEY NFL STATISTICS

Year	School	G/S	Rushing			Lg	TD	Receiving			Lg	TD
			No	Yds	Avg			Att	Yds	Avg		
2015	RAMS	13/12	229	1,108	4.8	71t	10	21	188	9.0	31	0
TOTALS		12/11	229	1,108	4.8	71t	10	21	188	9.0	31	0

TODD GURLEY GAME-BY-GAME STATISTICS

2015 ST. LOUIS RAMS												
Game	W/L	Receiving				Rushing				Lg	TD	
		P/S	No	Yds	Avg	Lg	TD	Att	Yds	Avg		
SEA 9/13	W											
@WSH 9/20	L											
PIT 9/27	L	1/0	1	5	5.0	5	0	6	9	1.5	4	0
@ARI 10/4	W	1/1	2	15	7.5	8	0	19	146	7.7	52	0
@GB 10/11	L	1/1	0	0	0.0	0	0	30	159	5.3	55	0
CLE 10/25	W	1/1	4	35	8.8	24	0	19	128	6.7	48	2
SF 11/1	W	1/1	3	13	4.3	15	0	20	133	6.7	71t	1
@MIN 11/8	L	1/1	3	20	6.7	11	0	24	89	3.7	16	1
CHI 11/15	L	1/1	3	44	14.7	31	0	12	45	3.8	9	1
@BAL 11/22	L	1/1	0	0	0.0	0	0	25	66	2.6	7	1
@CIN 11/29	L	1/1	1	11	11.0	11	0	9	19	2.1	8	0
ARI 12/6	L	1/1	0	0	0.0	0	0	9	41	4.6	34	0
DET 12/13	W	1/1	1	7	7.0	7	0	16	140	8.8	49	2
TB 12/17	W	1/1	2	31	15.5	19	0	21	48	2.3	9	1
@SEA 12/27	W	1/1	1	7	7.0	7	0	19	85	4.5	20	1
@SF 1/3	L											
TOTAL	7-9	13/12	21	188	9.0	31	0	229	1,108	4.8	71t	10



PERSONAL: All-state linebacker/running back from Westlake High School in Austin, Texas...named first-team AP Class 5A linebacker as senior in 2009 after leading WHS to 13-3 record, DI state runner-up finish and No. 3 final ranking...named 2009 District 25-5A Defensive MVP...totaled 158 tackles, 15 tackles-for-loss, eight sacks, one interception, four quarterback pressures and seven pass breakups as senior...also credited with 13 rushing touchdowns in 2009...totaled 59 tackles and two interceptions as junior in 2008 in first season as starter on 9-5 Westlake squad...earned 2008 first-team All-District 25-5A honors at linebacker...also had 250 rushing yards and 116 receiving yards as junior...son of Britt and Bridgette Hager...born in Austin, Texas...father, Britt, is former Texas All-American and played linebacker with the Philadelphia Eagles, Denver Broncos and St. Louis Rams...graduated in December 2014 with Bachelor's degree in health, human performance and recreation studies.

BRYCE HAGER NFL STATISTICS

Year	Team	G/S	Tackles			Yds	Interceptions			TD	PD	Fumbles		Yds
			Total	Solo	Asst		Sk	Int	Yds			Lg	FF	
2015	RAMS	16/0	0	0	0	0.0	0	0	0	0	0	0	0	0
TOTAL		16/0	0	0	0	0.0	0	0	0	0	0	0	0	0

ADDITIONAL STATISTICS: Special Teams Tackles: 2015 (7).

BRYCE HAGER GAME-BY-GAME STATISTICS

2015 ST. LOUIS RAMS															
Game	W/L	P/S	T	S	A	Sk	Yds	Int	Yds	Lg	TD	PD	FF	FR	Yds
SEA/9/13	W	1/0	0	0	0	0	0.0	0	0	0	0	0	0	0	0
@WAS 9/20	L	1/0	0	0	0	0	0.0	0	0	0	0	0	0	0	0
PIT 9/27	L	1/0	0	0	0	0	0.0	0	0	0	0	0	0	0	0
@ARI 10/4	W	1/0	0	0	0	0	0.0	0	0	0	0	0	0	0	0
@GB 10/11	L	1/0	0	0	0	0	0.0	0	0	0	0	0	0	0	0
CLE 10/25	W	1/0	0	0	0	0	0.0	0	0	0	0	0	0	0	0
SF 11/1	W	1/0	0	0	0	0	0.0	0	0	0	0	0	0	0	0
@ MIN 11/8	L	1/0	0	0	0	0	0.0	0	0	0	0	0	0	0	0
CHI 11/15	L	1/0	0	0	0	0	0.0	0	0	0	0	0	0	0	0
@BAL 11/22	L	1/0	0	0	0	0	0.0	0	0	0	0	0	0	0	0
@CIN 11/29	L	1/0	0	0	0	0	0.0	0	0	0	0	0	0	0	0
ARI 12/6	L	1/0	0	0	0	0	0.0	0	0	0	0	0	0	0	0
DET 12/13	W	1/0	0	0	0	0	0.0	0	0	0	0	0	0	0	0
TB 12/17	W	1/0	0	0	0	0	0.0	0	0	0	0	0	0	0	0
@SEA 12/27	W	1/0	0	0	0	0	0.0	0	0	0	0	0	0	0	0
@SF 1/3	L	1/0	0	0	0	0	0.0	0	0	0	0	0	0	0	0
Total	7-9	16/0	0	0	0	0	0.0	0	0	0	0	0	0	0	0



46 | CORY HARKEY

Position:	Tight End
Ht./Wt.:	6-4/259
Birth Date:	6/17/90
College:	UCLA
Hometown:	Chino Hills, Calif.
Experience:	5th year (5th Rams)
Acquired:	FA-2012

Career GP/GS (Playoffs): 52/29 (0/0)



TRANSACTIONS: Signed to the active roster (11/17/12)...added to the Rams practice squad (9/2/12)...released (8/31/12), after signing with the Rams (5/8/12).

PRO: Fifth-year pro has played in 52 career games with 29 starts...tallied 22 catches for 189 yards and three touchdowns in first three seasons.

2015 SEASON: Played in 16 games, started six...lined up at tight end and fullback...caught five passes for 23 yards...also made seven special teams tackles...voted Carl Ekern Spirit of the Game winner by teammates...**at San Francisco (1/3/16):** Started at fullback...caught one pass for 12 yards...**at Cincinnati (11/29):** Started at fullback...caught one pass for two yards...also had one special teams tackle.

2014 SEASON: Played in 16 games with 13 starts...had eight receptions for 55 yards with one touchdown...**vs. Seattle (10/19):** Started at tight end...recorded one reception for nine yards...recovered his first career fumble...**vs. Oakland (11/30/14):** Started at tight end...caught a 4-yard pass from QB Shaun Hill for a touchdown pass...marked his first touchdown of the season and third career... **at Washington (12/7/14):** Started at tight end...connected with P Johnny Hekker for a two-point conversion...**vs. Arizona (12/11/14):** Started at tight end...had one reception for 21 yards.

2013 SEASON: Played in 15 games with 10 starts...saw action at tight end and fullback...hauled in 13 receptions for 113 yards and two touchdowns...**vs. Jacksonville (10/6):** Made his first NFL start...caught one pass for 17 yards...**at Houston (10/13):** Started at tight end...hauled in his first career touchdown pass from QB Sam Bradford on a two-yard catch...**vs. New Orleans (12/15):** Started at tight end...hauled in his second touchdown pass of the season, on a new career long 31-yard catch and run from QB Kellen Clemens...finished the day with three receptions for 29 yards.

2012 SEASON: Signed to the active roster (11/17/12)...**vs. New York Jets (11/18):** Saw his first NFL action...**at Arizona (11/25):** Saw action on special teams and offense...**vs. San Francisco (12/2):** Saw action on special teams and offense...made one special teams tackle...**at Buffalo (12/9):** Saw action on offense and special teams...made two special teams tackles...**vs. Minnesota (12/16):** Saw action on offense and special teams...caught one pass for 21 yards...**at Tampa Bay (12/23):** Declared inactive...**at Seattle (12/30):** Declared inactive.

COLLEGE: Started in parts of all four seasons and finished his career with 26-straight starts... regarded as one of the better blocking tight ends in college football...received the Jerry Long "Heart" Award and the Kenneth S. Washington Award for Outstanding Senior of the Year by UCLA coaching staff...finished fifth on squad with 14 receptions as a junior.

PERSONAL: Ranked as the No. 10 tight end by ESPN out of high school... named to CIF-Southern Section Inland Division team on defense and named first-team all-league for three straight seasons...also lettered four seasons in basketball... father Michael is in his seventh season as the bullpen coach of the New York Yankees and enjoyed 10-season career as a Major League pitcher...majored in history...participated in numerous community events, including Taste of the NFL, Rams ReciPEs, Play 60 Field Day, and the All-Community Team Ticket program - Harkey's Hustlers.

CORY HARKEY NFL STATISTICS

REGULAR SEASON

Year	Team	G/S	Receiving				Rushing					
			No	Yds	Avg	Lg	TD	Att	Yds	Avg	Lg	TD
2012	RAMS	5/0	1	21	21.0	21	0	0	0	0.0	0	0
2013	RAMS	15/10	13	113	8.7	31t	2	0	0	0.0	0	0
2014	RAMS	16/13	8	55	6.9	21	1	0	0	0.0	0	0
2015	RAMS	16/6	5	26	5.2	12	0	0	0	0.0	0	0
TOTAL		52/29	27	215	8.0	31t	3	0	0	0.0	0	0

ADDITIONAL STATISTICS: Special Teams Tackles: 2012 (3), 2013 (0), 2014 (2), 2015 (7). Connected with punter Johnny Hekker for a two point conversion; 2012 (3). Fumble recovery vs. Seattle (10/19/14).

SINGLE GAME HIGHS

Receptions – 3, twice, last vs. Tampa Bay (12/22/13)

Yards – 29, vs. New Orleans (12/15/13)

CORY HARKEY GAME-BY-GAME STATISTICS

2015 ST. LOUIS RAMS

Game	W/L	P/S	Receiving				Rushing					
			No	Yds	Avg	Lg	TD	Att	Yds	Avg	Lg	TD
SEA 9/13	W	1/0	0	0	0.0	0	0	0	0	0.0	0	0
@WSH 9/20	L	1/0	0	0	0.0	0	0	0	0	0.0	0	0
PIT 9/27	L	1/0	0	0	0.0	0	0	0	0	0.0	0	0
@ARI 10/4	W	1/0	1	4	4.0	4	0	0	0	0.0	0	0
@GB 10/11	L	1/1	0	0	0.0	0	0	0	0	0.0	0	0
CLE 10/25	W	1/1	1	4	4.0	4	0	0	0	0.0	0	0
SF 11/1	W	1/0	0	0	0.0	0	0	0	0	0.0	0	0
@MIN 11/8	L	1/0	0	0	0.0	0	0	0	0	0.0	0	0
CHI 11/15	L	1/0	0	0	0.0	0	0	0	0	0.0	0	0
@BAL 11/22	L	1/0	0	0	0.0	0	0	0	0	0.0	0	0
@CIN 11/29	L	1/1	1	2	2.0	2	0	0	0	0.0	0	0
ARI 12/6	L	1/1	1	4	4.0	4	0	0	0	0.0	0	0
DET 12/13	W	1/0	0	0	0.0	0	0	0	0	0.0	0	0
TB 12/17	W	1/1	0	0	0.0	0	0	0	0	0.0	0	0
@SEA 12/27	W	1/1	0	0	0.0	0	0	0	0	0.0	0	0
@SF 1/3	L	1/1	1	12	12.0	12	0	0	0	0.0	0	0
TOTAL	7-9	16/6	5	26	5.2	12	0	0	0	0.0	0	0

2014 ST. LOUIS RAMS

Game	W/L	P/S	Receiving				Rushing					
			No	Yds	Avg	Lg	TD	Att	Yds	Avg	Lg	TD
MIN 9/7	L	1/1	1	4	4.0	4	0	0	0	0.0	0	0
@TB 9/14	W	1/1	2	8	4.0	6	0	0	0	0.0	0	0
DAL 9/21	L	1/1	0	0	0.0	0	0	0	0	0.0	0	0
PHI 10/5	L	1/1	0	0	0.0	0	0	0	0	0.0	0	0
SF 10/13	L	1/0	0	0	0.0	0	0	0	0	0.0	0	0
SEA 10/19	W	1/1	1	9	9.0	9	0	0	0	0.0	0	0
@KC 10/26	L	1/1	0	0	0.0	0	0	0	0	0.0	0	0
@SF 11/2	W	1/1	0	0	0.0	0	0	0	0	0.0	0	0
@ARI 11/9	L	1/0	0	0	0.0	0	0	0	0	0.0	0	0
DEN 11/16	W	1/1	0	0	0.0	0	0	0	0	0.0	0	0
@SD 11/23	L	1/0	0	0	0.0	0	0	0	0	0.0	0	0
OAK 11/30	W	1/1	2	12	6.0	9	1	0	0	0.0	0	0
@WAS 12/7	W	1/1	0	0	0.0	0	0	0	0	0.0	0	0
ARI 12/11	L	1/1	1	21	21.0	21	0	0	0	0.0	0	0
NYG 12/21	L	1/1	1	1	1.0	0	0	0	0	0.0	0	0
@SEA 12/28	L	1/1	0	0	0.0	0	0	0	0	0.0	0	0
TOTAL	6-10	16/13	8	55	6.9	21	1	0	0	0.0	0	0

2013 ST. LOUIS RAMS

Game	W/L	P/S	Receiving				Rushing					
			No	Yds	Avg	Lg	TD	Att	Yds	Avg	Lg	TD
ARI 9/8	W					Inactive						
@ATL 9/15	L	1/0	1	6	6.0	6	0	0	0	0.0	0	0
@DAL 9/22	L	1/0	0	0	0.0	0	0	0	0	0.0	0	0
SF 9/26	L	1/0	0	0	0.0	0	0	0	0	0.0	0	0
JAC 10/6	W	1/1	1	17	17.0	17	0	0	0	0.0	0	0
@HOU 10/13	W	1/1	1	2	2.0	2t	1	0	0	0.0	0	0
@CAR 10/20	L	1/1	2	14	7.0	8	0	0	0	0.0	0	0
SEA 10/28	L	1/1	0	0	0.0	0	0	0	0	0.0	0	0
TEN 11/3	L	1/1	0	0	0.0	0	0	0	0	0.0	0	0
@IND 11/10	W	1/1	1	14	14.0	14	0	0	0	0.0	0	0
CHI 11/24	W	1/1	0	0	0.0	0	0	0	0	0.0	0	0
@SF 12/1	L	1/1	0	0	0.0	0	0	0	0	0.0	0	0
@ARI 12/8	L	1/1	1	9	9.0	9	0	0	0	0.0	0	0
NO 12/15	W	1/1	3	29	9.7	31t	1	0	0	0.0	0	0
TB 12/22	W	1/0	3	22	7.3	10	0	0	0	0.0	0	0
@SEA 12/29	L	1/0	0	0	0.0	0	0	0	0	0.0	0	0
TOTAL	7-9	15/10	13	113	8.7	31t	2	0	0	0.0	0	0



79 | ROB HAVENSTEIN

Position:	Tackle
Ht./Wt.:	6-7/321
Birth Date:	5/13/92
College:	Wisconsin
Hometown:	Mt. Airy, Md.
Experience:	2nd year (2nd Rams)
Acquired:	D2-2015 (57th)

Career GP/GS (Playoffs): 13/13 (0/0)



TRANSACTIONS: Selected by St. Louis in the second round (57th overall) of the 2015 NFL Draft (5/1/15).

2015 SEASON: Started 13 games, missed three due to injury...earned PFWA All-Rookie honors..**vs. Tampa Bay (12/17):** Helped block for 319 net yards and three touchdowns..**vs. Detroit (12/13):** Opened up running lanes for RB Todd Gurley to rush for 140 yards and two touchdowns..**vs. San Francisco (11/1):** Part of an offensive line that did not allow a sack on QB Nick Foles..**vs. Cleveland (10/25):** Helped block for RB Todd Gurley to rush for 120-plus yards for the third consecutive week..**at Arizona (10/4):** Helped block for QB Nick Foles to throw three touchdowns..**vs. Seattle (9/13):** Started at right tackle in his NFL debut...helped block for the offense to produce 297 receiving yards.

COLLEGE: Played four years at Wisconsin...earned First-team All-America (AFCA), second-team All-America (FWAA, Sporting News, USA Today), first team All-Big Ten (consensus), and Big Ten Sportsmanship Award following 2014 senior season...matched school record with 54 career games played...started 42 games in his career, including 41 straight at right tackle over his final three seasons...anchored an offensive line that led the way for two of the three best single season rushing performances in school history at 283.8 yards per game in 2013 and a school-record 320.1 yards per game in 2014...Badgers also set a school record for total offense at 480.8 yards per game in 2013...blocked for three 1,000-yard rushers in Montee Ball, Melvin Gordon and James White, three of the top five rushers in school history...Badgers went 39-16 in his career, matching the second-highest win total by a UW senior class...earned Second-team All-Big Ten (coaches), All-Big Ten honorable mention (media) in 2013...redshirted in 2010.

PERSONAL: Ranked by ESPN/Scouts Inc. as the No. 33 offensive tackle in the country, by Scout as No. 42 and by Rivals as No. 43...top offensive tackle in Maryland (ESPN/Scouts Inc.) and ranked as 17th-best player in Maryland by Rivals...as a senior, named first-team all-state and all-area...served as team captain as a senior ... as a junior, named first-team all-state, all-metro and all-area...as a sophomore, named second-team all area...won letters in football and basketball...named to honor roll all four years and was member of National Honor Society as a senior.


HAVENSTEIN'S Games Played Stats: RAMS 2015 (13/13).



95 | WILLIAM HAYES

Position:	Defensive End
Ht./Wt.:	6-3/278
Birth Date:	5/2/85
College:	Winston-Salem State
Hometown:	High point, N.C.
Experience:	9th year (5th Rams)
Acquired:	UFA(TEN)-2012

Career GP/GS (Playoffs): 110/32 (1/0)



TRANSACTIONS: Re-signed with the Rams as an unrestricted free agent (3/12/13)...signed with the Rams (4/12/12)...selected by the Titans in the fourth round (103rd overall) of the 2008 NFL Draft.

PRO: Nine-year veteran has played in 110 career games with 32 starts...collected 398 career tackles (230 solo)...notched 30.5 total sacks, including a personal-best seven sacks in the 2012 season.

2015 SEASON: Played in 16 games, started 11...collected 68 tackles (44 solo), 5.5 sacks, 41 quarterback pressures, seven hits on the quarterback and two passes defended...registered his first 3.0 sack game...**at San Francisco (1/3/16):** Started at defensive end...registered six tackles (five solo)...**at Seattle (12/27):** Started at defensive end...split a sack on QB Russell Wilson with LB Akeem Ayers...also split a sack with DE Eugene Sims...added two solo sacks on Wilson, to push his total to 3.0 sacks...marked his first 3.0 sack game of his career...added seven tackles (six solo), three quarterback pressures and two hits on the quarterback...**at Baltimore (11/22):** Started at defensive end...made eight tackles (five solo)...also had two quarterback pressures and two quarterback hits...**vs. Chicago (11/15):** Started at defensive end...split a sack with DT Aaron Donald on Bears QB Jay Cutler...also tallied four solo tackles and one pressure on the quarterback...**vs. Cleveland (10/25):** Started at defensive end...notched 2.0 sacks, two forced fumbles and three tackles (one solo)...marked his fourth multi-sack game of his career...**vs. Seattle (9/13):** Saw action on defense...notched seven tackles (five solo).

2014 SEASON: Saw action in 16 games with nine starts...lead all Rams defensive linemen with 75 tackles...topped off the year with 32 quarterback pressures to lead the defense...recorded 4.0 sacks for 32 yards on the year...**at Tampa Bay (9/14):** Started at left defensive end...notched eight tackles (three solo)...**vs. Dallas (9/21):** Started at left defensive end...recorded a season-high nine tackles (three solo)...**vs. Seattle (10/19):** Started at left defensive end...tallied six tackles (one solo)...recorded two quarterback pressures and one quarterback hurry...**at Kansas City (10/26):** Started at left defensive end...had his first fumble recovery of the season and sixth career...recorded eight tackles (five solo)...had three quarterback pressures...**at San Francisco (11/2):** Started at left defensive end...snagged 2.0 sacks in a single game for the second time in his career...also had three tackles and three quarterback hurries...**at San Diego (11/23):** Saw action at left defensive end...collected four tackles (one solo)...notched 1.0 sack...registered six quarterback pressures and had one pass defended...**vs. Oakland (11/30/14):** Saw action at left defensive end...collected five solo tackles...registered one sack for 8.0 yards, his third of the season...also had his first forced fumble of the year...**at Washington (12/7/14):** Saw action at left defensive end...collected five tackles (three solo)...registered 1.0 sack for 12.0 yards, his fourth of the season...**vs. Arizona (12/11/14):** Saw action at left defensive end...garnered six tackles (four solo).

2013 SEASON: Played in 14 games...notched 36 tackles (21 solo), five sacks, one interception, one pass defended, one fumble recovery and three fumble recoveries...**vs. Arizona (9/8):** Saw action on defense and special teams...recorded his first sack of the season on Arizona QB Carson Palmer...added three solo tackles, including two for loss...**at Carolina (10/20):** Saw action on defense...recorded five tackles (one solo)...**vs. Seattle (10/28):** Saw action on defense...tallied his second sack of the season, 18.0 career, on Seattle QB Russell Wilson...added one solo tackle...**vs. Tennessee (11/3):** Saw action on defense...recorded a sack on Titans QB Jake Locker...marked his second consecutive game with a sack, third of the season and 19th career...also had one solo tackle...**at Indianapolis (11/10):** Saw action on defense...intercepted Colts' QB Matt Hasselbeck...marks his first career interception...added two tackles (one solo) and one hit on the quarterback...**at San Francisco (12/1):** Saw action on defense...sacked 49ers QB Colin Kaepernick for a loss of one yard...marked his fourth sack of the season...also recorded five tackles (two solo)...**at Arizona (12/8):** Saw action on defense...tallied four solo tackles, including one for loss...also had one pass batted down, one pressure and one hit on the quarterback...**vs. New Orleans (12/15):** Saw action on defense...sacked Saints' QB Drew Brees for a six-yard loss...also notched three pressures and hits on Brees...added three tackles, including one for loss...**vs. Tampa Bay (12/22):** Saw action on defense...recovered two fumbles caused by LB Alec Ogletree...also had one tackle for loss.

2012 SEASON: Third among Rams with 7.0 sacks, a new career high...posted 13 quarterback pressures and five quarterback hits on the season...second among Rams with nine tackles for loss...**vs. Washington (9/16):** Played on defense...registered three tackles (two solo)...**at Chicago (9/23):** Played on defense...notched four solo tackles...**vs. Arizona (10/4):** Recovered a fumble from Arizona QB Kevin Kolb caused by Robert Quinn's sack on the Cardinals' final drive of the game to secure the win...made one assisted tackle in addition to two quarterback pressures and one hit on the quarterback...**at Miami (10/14):** Tallied one solo tackle...**vs. Green Bay (10/21):** Sacked Packers' QB Aaron Rodgers for a two yard loss, his first sack as a Ram...also made one solo tackle...**vs. New England (10/28):** Saw action on defense...recorded three tackles (one solo), including one for loss...**at San Francisco (11/11):** Saw action on defense...tallied four tackles (one solo)...**vs. New York Jets (11/18):** Saw action on defense...notched a season-high five tackles (four solo), including two for loss...**at Arizona (11/25):** Sacked Arizona QB Ryan Lindley for a 10-yard loss to give him 2.5 this season, 10.5 career...also made four tackles (one solo) and had one quarterback pressure...

vs. San Francisco (12/2): Saw action on defense and special teams...split a sack with LB Jo-Lonn Dunbar on 49ers QB Colin Kaepernick for a loss of seven yards...tallied a solo sack on Kaepernick, marking his second multi-sack game of his career...previously, had 1.5 sacks as a member of the Tennessee Titans versus San Francisco (11/18/09)...he now has 3.5 sacks this season, 12.5 career...added one tackle for loss and one quarterback pressure...**at Buffalo (12/9):** Saw action on defense and special teams...registered two quarterback hits...**at Tampa Bay (12/23):** Saw action on defense...registered two sacks on Bucs QB Josh Freeman, establishing a new single game high...he now has 5.5 sacks this season, also a new career-high...made two assisted tackles...added one pass defended and two quarterback pressures...**at Seattle (12/30):** Saw action on defense and special teams...recorded his seventh sack on the year for a loss of five yards, establishing a new season-high...made four tackles (two solo)...added two quarterback pressures.

2011 SEASON: Played in 10 games with one start at defensive end...totaled 29 tackles, 1.5 sacks, six quarterback pressures and four tackles for loss...**At Jacksonville (9/11):** started at defensive end and posted three tackles, including a sack...**at Carolina (11/13):** Played as a reserve at defensive end and tallied four tackles, a half sack and a team-best three quarterback pressures...combined with Sen'Derrick Marks to drop Cam Newton for a seven-yard sack.

2010 SEASON: Appeared in 14 games as a reserve defensive end...collected 49 tackles and 1.5 sacks...Tied for second on the team with 18 quarterback pressures...inactive for the first two games of the season because of a knee injury...**vs. Philadelphia (10/24):** Tallied five tackles and two quarterback pressures...applied pressure on Kevin Kolb and forced a throw that was intercepted by Michael Griffin in the second quarter...**vs. Washington (11/21):** Recorded five tackles, including two tackles for loss and two quarterback pressures...dropped Keiland Williams for a three-yard loss on a rush up the middle...**at Houston (11/28):** Posted four tackles, including a sack, two quarterback pressures and a forced fumble. Collected his first sack of the season by strip-sacking Matt Schaub for a 14-yard loss on the last play of the first half.

2009 SEASON: Saw action in all 16 games with 11 starts...posted 82 tackles and two forced fumbles...tied for third on the team with four sacks and finished second on the squad with 23 quarterback pressures...made his first career NFL start against Indianapolis (10/11/09)...led or tied for the team lead in sacks three times in 2009 and led or tied for the team lead in quarterback pressures six times...**at Pittsburgh (9/10):** Posted six tackles, including a half sack and a quarterback pressure...teamed with Jacob Ford to sack Ben Roethlisberger for an eight-yard loss late in the second quarter...**at Jacksonville (10/4):** Posted seven tackles, a sack and a quarterback pressure...came off the edge and sacked David Garrard for an 11-yard loss...**at San Francisco (11/8):** Recorded eight tackles, 1.5 sacks, three quarterback pressures and a forced fumble...teamed with Jovan Haye to drop Alex Smith for a seven-yard sack...sacked Smith for a 21-yard loss while forcing a fumble that was recovered by the 49ers...**vs. Buffalo (11/15):** Collected six tackles, a sack, a quarterback pressure and a forced fumble in the Titans' 41-17 win...forced a Marshawn Lynch fumble that was recovered by the Bills...ended a Bills' drive by sacking Trent Edwards for a two-yard loss on a third-and-nine...**vs. St. Louis (12/13):** collected a career-best nine tackles, including two stops for losses, and a quarterback pressure.

COLLEGE: Started 11 games at Winston-Salem State at defensive end his senior year...ranked second on the team with 78 tackles...named a co-captain for the defense and recorded a team-best 19 tackles for loss, setting his opponents back 104 yards...tallied a team-high 8.5 sacks and forced a team-best seven fumbles, while hurrying opposing quarterbacks 12 times and breaking up three passes...became the school's second All-American since the Rams moved to the Football Championship Subdivision from the Division II level in 2006...also set a school record while leading the FCS ranks with two touchdowns on four fumble recoveries...as a junior, became one of the team's top defensive players, seeing action in all 11 games with nine starts at defensive end...finished the season ranked fourth on the team with 57 tackles (25 solo)...led the team with 6.5 sacks and notched 13 tackles for a loss, an interception, four passes defended, two quarterback hurries and two fumble recoveries...majored in sports management.

PERSONAL: Attended High Point Andrews High School where he was a member of the Raiders' Mid State 2A Conference Championship team in 2003...played defensive end, linebacker and tight end during his high school career...returned home to High Point, N.C. the past couple offseasons and visited with the local elementary and high schools to speak with students about the importance of education and goal-setting...enjoys both fresh water and salt water fishing and is active in Christian Methodist Episcopal Church...born William Quintin Hayes, the son of Robert and Vivian Hayes, on May 2, 1985 in High Point, N.C... participated in numerous community events, including Taste of the NFL, Hayes for the Holidays, Big Plays Little Wishes to benefit Big Brothers Big Sisters, Urban League Turkey Distribution and the All-Community Team Ticket program - Brah Brah Bojangles.

WILLIAM HAYES NFL STATISTICS

REGULAR SEASON

Year	Team	G/S	Tackles		Asst	Sk	Yds	Interceptions			TD	PD	Fumbles		
			Total	Solo				Int	Yds	Lg			FF	FR	Yds
2008	Tennessee	8/0	21	13	8	1.0	1.0	0	0	0	0	1	1	1	4
2009	Tennessee	16/11	82	51	31	4.0	42.0	0	0	0	0	0	2	0	0
2010	Tennessee	14/0	49	27	22	2.0	18.0	0	0	0	0	0	1	0	0
2011	Tennessee	10/1	29	14	15	2.0	9.0	0	0	0	0	0	0	0	0
2012	RAMS	16/0	38	23	15	7.0	28.5	0	0	0	0	1	0	1	0
2013	RAMS	14/0	36	21	15	5.0	24.0	1	5	5	0	1	1	3	0
2014	RAMS	16/9	75	37	38	4.0	32.0	0	0	0	0	1	1	1	6
2015	RAMS	16/11	68	44	24	5.5	36.0	0	0	0	0	0	2	0	0
Total		110/32	398	230	168	30.5	206.5	1	5	5	0	3	8	6	10

POSTSEASON SEASON

Year	Team	G/S	Tackles		Asst	Sk	Yds	Interceptions			TD	PD	Fumbles		
			Total	Solo				Int	Yds	Lg			FF	FR	Yds
2008	Tennessee	1/0	0	0	0	0	0	0	0	0	0	0	0	0	0
Total		1/0	0	0	0	0	0	0	0	0	0	0	0	0	0

SINGLE GAME HIGHS

Total Tackles – 9, twice, last vs. Dallas (9/21/14)

Solo Tackles – 7, vs. St. Louis (12/13/09)

Sacks - 3.0, at Seattle (12/27/15)

Forced Fumbles - 1, three times, last vs. Oakland (12/30/14)

Fumble Recoverys- 2, vs. Tampa Bay (12/22/13)

WILLIAM HAYES GAME-BY-GAME STATISTICS

2015 ST. LOUIS RAMS

Game	W/L	P/S	T	S	A	Sk	Yds	Int	Yds	Lg	TD	PD	FF	FR	Yds
SEA 9/13	W	1/0	7	5	2	0	0.0	0	0	0	0	0	0	0	0
@WAS 9/20	L	1/0	5	3	2	0	0.0	0	0	0	0	0	0	0	0
PIT 9/27	L	1/0	1	0	1	0	0.0	0	0	0	0	0	0	0	0
@ARI 10/4	W	1/0	2	1	1	0	0.0	0	0	0	0	0	0	0	0
@GB 10/11	L	1/0	5	4	1	0	0.0	0	0	0	0	0	0	0	0
CLE 10/25	W	1/1	3	1	2	2.0	7.0	0	0	0	0	0	2	0	0
SF 11/1	W	1/1	4	2	2	0	0.0	0	0	0	0	0	0	0	0
@ MIN 11/8	L	1/1	4	3	1	0	0.0	0	0	0	0	0	0	0	0
CHI 11/15	L	1/1	4	4	0	0.5	4.5	0	0	0	0	0	0	0	0
@BAL 11/22	L	1/1	8	5	3	0	0.0	0	0	0	0	0	0	0	0
@CIN 11/29	L	1/1	5	2	3	0	0.0	0	0	0	0	0	0	0	0
ARI 12/6	L	1/1	3	1	2	0	0.0	0	0	0	0	0	0	0	0
DET 12/13	W	1/1	2	2	0	0	0.0	0	0	0	0	0	0	0	0
TB 12/17	W	1/1	2	0	2	0	0.0	0	0	0	0	0	0	0	0
@SEA 12/27	W	1/1	7	6	1	3.0	24.5	0	0	0	0	0	0	0	0
@SF 1/3	L	1/1	6	5	1	0	0.0	0	0	0	0	0	0	0	0
Total	7-9	16/11	68	44	24	5.5	36.0	0	0	0	0	2	0	0	0

2014 ST. LOUIS RAMS

Game	W/L	P/S	T	S	A	Sk	Yds	Int	Yds	Lg	TD	PD	FF	FR	Yds
MIN 9/7	L	1/0	3	1	2	0.0	0	0	0	0	0	0	0	0	0
@TB 9/14	W	1/1	8	3	5	0.0	0	0	0	0	0	0	0	0	0
DAL 9/21	L	1/1	9	3	6	0.0	0	0	0	0	0	0	0	0	0
PHI 10/5	L	1/1	4	2	2	0.0	0	0	0	0	0	0	0	0	0
SF 10/13	L	1/1	5	3	2	0.0	0	0	0	0	0	0	0	0	0
SEA 10/19	W	1/1	6	1	5	0.0	0	0	0	0	0	0	0	0	0
@KC 10/26	L	1/1	8	5	3	0.0	0	0	0	0	0	0	0	1	6
@SF 11/2	W	1/1	3	0	3	2.0	12.0	0	0	0	0	0	0	0	0
@ARI 11/9	L	1/1	3	3	0	0.0	0	0	0	0	0	0	0	0	0
DEN 11/16	W	1/1	2	1	1	0.0	0	0	0	0	0	0	0	0	0
@SD 11/23	L	1/1	4	1	3	0.0	0	0	0	0	0	0	1	0	0
OAK 11/30	W	1/0	5	5	0	1.0	8.0	0	0	0	0	0	0	1	0
@WAS 12/7	W	1/0	5	3	2	1.0	12.0	0	0	0	0	0	0	0	0
ARI 12/11	L	1/0	6	4	2	0.0	0	0	0	0	0	0	0	0	0
NYG 12/21	L	1/0	1	0	1	0.0	0	0	0	0	0	0	0	0	0
@SEA 12/28	L	1/0	3	2	1	0.0	0	0	0	0	0	0	0	0	0
TOTAL	6-10	15/10	75	37	38	4.0	32.0	0	0	0	0	1	1	1	6

2013 ST. LOUIS RAMS

Game	W/L	P/S	T	S	A	Sk	Yds	Int	Yds	Lg	TD	PD	FF	FR	Yds
ARI 9/8	W	1/0	3	2	1	1.0	6.0	0	0	0	0	0	0	0	0
@ATL 9/15	L	1/0	1	0	1	0.0	0	0	0	0	0	1	0	0	0
@DAL 9/22	L	1/0	0	0	0	0.0	0	0	0	0	0	0	0	0	0
SF 9/26	L														
JAC 10/6	W														
@HOU 10/13	W	1/0	4	2	2	0.0	0	0	0	0	0	0	0	0	0
@CAR 10/20	L	1/0	5	1	4	0.0	0	0	0	0	0	0	0	0	0
SEA 10/28	L	1/0	1	1	0	1.0	7.0	0	0	0	0	0	0	0	0
TEN 11/3	L	1/0	1	1	0	1.0	4.0	0	0	0	0	0	0	0	0
@IND 11/10	W	1/0	2	1	1	0.0	0	1	5	5	0	0	0	0	0
CHI 11/24	W	1/0	4	3	1	0.0	0	0	0	0	0	0	0	1	0
@SF 12/1	L	1/0	5	2	3	1.0	1.0	0	0	0	0	0	0	0	0
@ARI 12/8	L	1/0	4	4	0	0.0	0	0	0	0	0	0	0	0	0
NO 12/15	W	1/0	3	1	2	1.0	6.0	0	0	0	0	0	1	0	0
TB 12/22	W	1/0	1	1	0	0.0	0	0	0	0	0	0	0	2	0
@SEA 12/29	L	1/0	2	2	0	0.0	0	0	0	0	0	0	0	0	0
TOTAL	7-9	14/0	36	21	15	5.0	24.0	1	5	5	0	1	1	3	0

2012 ST. LOUIS RAMS

Game	W/L	P/S	T	S	A	Sk	Yds	Int	Yds	Lg	TD	PD	FF	FR	Yds
@DET 9/9	L	1/0	0	0	0	0.0	0	0	0	0	0	0	0	0	0
WAS 9/16	W	1/0	3	2	1	0.0	0	0	0	0	0	0	0	0	0
@CHI 9/23	L	1/0	4	4	0	0.0	0	0	0	0	0	0	0	0	0
SEA 9/30	W	1/0	0	0	0	0.0	0	0	0	0	0	0	0	0	0
ARI 10/4	W	1/0	1	0	1	0.5	3	0	0	0	0	0	0	1	0
@MIA 10/14	L	1/0	1	1	0	0.0	0	0	0	0	0	0	0	0	0
GB 10/21	L	1/0	1	1	0	1.0	2	0	0	0	0	0	0	0	0
NE 10/28	L	1/0	3	1	2	0.0	0	0	0	0	0	0	0	0	0
@SF 11/11	T	1/0	4	1	3	0.0	0	0	0	0	0	0	0	0	0
NYJ 11/18	L	1/0	5	4	1	0.0	0	0	0	0	0	0	0	0	0
@ARI 11/25	W	1/0	4	1	3	1.0	10	0	0	0	0	0	0	0	0
SF 12/2	W	1/0	1	1	0	1.5	4.5	0	0	0	0	0	0	0	0
@BUF 12/9	W	1/0	0	0	0	0.0	0	0	0	0	0	0	0	0	0
MIN 12/16	L	1/0	5	5	0	0.0	0	0	0	0	0	0	0	0	0
@TB 12/23	W	1/0	2	0	2	2.0	4	0	0	0	0	1	0	0	0
@SEA 12/30	L	1/0	4	2	2	1.0	5	0	0	0	0	0	0	0	0
TOTAL	7-8-1	16/0	38	23	15	7.0	28.5	0	0	0	0	1	0	1	0

WILLIAM HAYES GAME-BY-GAME STATISTICS CONTINUED

2011 TENNESSEE TITANS

Game	W/L	P/S	T	S	A	Sk	Yds	Int	Yds	Lg	TD	PD	FF	FR	Yds
@JAX 9/11	L	1/1	3	2	1	1.0	5.0	0	0	0	0	0	0	0	0
BAL 9/18	W							Inactive							
DEN 9/25	W	1/0	4	3	1	0.0	0.0	0	0	0	0	0	0	0	0
@CLE 10/2	W	1/0	2	0	2	0.0	0.0	0	0	0	0	0	0	0	0
@PIT 10/9	L	1/0	2	2	0	0.0	0.0	0	0	0	0	0	0	0	0
HOU 10/23	L							Inactive							
IND 10/30	W							Inactive							
CIN 11/6	L							Inactive							
@CAR 11/13	W	1/0	4	1	3	0.5	3.5	0	0	0	0	0	0	0	0
@ATL 11/20	L	1/0	5	1	4	0.0	0.0	0	0	0	0	0	0	0	0
TB 11/27	W	1/0	5	1	4	0.0	0.0	0	0	0	0	0	0	0	0
@BUF 12/15	W	1/0	0	0	0	0.0	0.0	0	0	0	0	0	0	0	0
NO 12/11	L	1/0	1	1	0	0.0	0.0	0	0	0	0	0	0	0	0
@IND 12/18	L							Inactive							
Dec 24 Jax W								Inactive							
@HOU 1/1/12	W	1/0	3	3	0	0.0	0.0	0	0	0	0	0	0	0	0
TOTALS	9-7	10/1	29	14	15	1.5	8.5	0	0	0	0	0	0	0	0

2010 TENNESSEE TITANS

Game	W/L	P/S	T	S	A	Sk	Yds	Int	Yds	Lg	TD	PD	FF	FR	Yds
OAK 9/12	W							Inactive							
PIT 9/19	L							Inactive							
@NYG 9/26	W	1/0	1	0	1	0.0	0.0	0	0	0	0	0	0	0	0
DEN 10/3	L	1/0	4	3	1	0.0	0.0	0	0	0	0	0	0	0	0
@DAL 10/10	W	1/0	0	0	0	0.0	0.0	0	0	0	0	0	0	0	0
@JAX 10/18	W	1/0	4	3	1	0.0	0.0	0	0	0	0	0	0	0	0
PHI 10/24	W	1/0	5	4	1	0.0	0.0	0	0	0	0	0	0	0	0
@SD 10/31	L	1/0	5	2	3	0.0	0.0	0	0	0	0	0	0	0	0
@MIA 11/14	L	1/0	3	1	2	0.0	0.0	0	0	0	0	0	0	0	0
WAS 11/21	L	1/0	5	2	3	0.0	0.0	0	0	0	0	0	0	0	0
@HOU 11/28	L	1/0	4	3	1	1.0	14.0	0	0	0	0	0	0	0	0
JAX 12/5	L	1/0	8	5	3	0.5	3.5	0	0	0	0	0	0	0	0
IND 12/9	L	1/0	4	1	3	0.0	0.0	0	0	0	0	0	0	0	0
HOU 12/19	W	1/0	0	0	0	0.0	0.0	0	0	0	0	0	0	0	0
@KC 12/26	L	1/0	1	0	1	0.0	0.0	0	0	0	0	0	0	0	0
@IND 1/2/11	L	1/0	5	3	2	0.0	0.0	0	0	0	0	0	0	0	0
TOTALS	6-10	14/0	49	27	22	1.5	17.5	0	0	0	0	0	0	0	0

2009 TENNESSEE TITANS

Game	W/L	P/S	T	S	A	Sk	Yds	Int	Yds	Lg	TD	PD	FF	FR	Yds
@PIT 9/10	L	1/0	6	3	3	0.5	4.0	0	0	0	0	0	0	0	0
HOU 9/20	L	1/0	5	3	2	0.0	0.0	0	0	0	0	0	0	0	0
@NYJ 9/27	L	1/0	4	2	2	0.0	0.0	0	0	0	0	0	0	0	0
@JAX 10/4	L	1/0	7	4	3	1.0	11.0	0	0	0	0	0	0	0	0
IND 10/11	L	1/1	4	3	1	0.0	0.0	0	0	0	0	0	0	0	0
@NE 10/18	L	1/1	5	4	1	0.0	0.0	0	0	0	0	0	0	0	0
JAX 11/1	W	1/1	4	2	2	0.0	0.0	0	0	0	0	0	0	0	0
@SF 11/8	W	1/1	8	6	2	1.5	24.5	0	0	0	0	1	0	0	0
BUF 11/15	W	1/1	6	3	3	1.0	2.0	0	0	0	0	0	1	0	0
@HOU 11/23	W	1/1	3	1	2	0.0	0.0	0	0	0	0	0	0	0	0
ARI 11/29	W	1/1	6	3	3	0.0	0.0	0	0	0	0	0	0	0	0
@IND 12/6	L	1/1	2	1	1	0.0	0.0	0	0	0	0	0	0	0	0
STL 12/13	W	1/1	9	7	2	0.0	0.0	0	0	0	0	0	0	0	0
MIA 12/20	W	1/1	8	6	2	0.0	0.0	0	0	0	0	0	0	0	0
SD 12/25	L	1/1	1	0	1	0.0	0.0	0	0	0	0	0	0	0	0
@SEA 1/3/10	W	1/0	4	3	1	0.0	0.0	0	0	0	0	0	0	0	0
TOTALS	8-8	16/11	82	51	31	4.0	41.5	0	0	0	0	0	2	0	0

2008 TENNESSEE TITANS

Game	W/L	P/S	T	S	A	Sk	Yds	Int	Yds	Lg	TD	PD	FF	FR	Yds
Jax 9/7	W							Inactive							
@Cin 9/14	W	1/0	1	1	0	0.0	0.0	0	0	0	0	0	0	0	0
HOU 9/21	W	1/0	3	3	0	0.0	0.0	0	0	0	0	0	0	0	0
MIN 9/28	W							Inactive							
@BAL 10/5	W							Inactive							
@KC 10/19	W							Inactive							
IND10/27	W	1/0	3	1	2	0.0	0.0	0	0	0	0	1	0	0	0
GB 11/2	W							Inactive							
@CHI 11/9	W	1/0	1	0	1	0.0	0.0	0	0	0	0	0	0	0	0
@JAX 11/16	W	1/0	2	2	0	0.0	0.0	0	0	0	0	0	0	0	0
NYJ 11/23	L							Inactive							
@DET 11/27	W							Inactive							
CLE 12/7	W							Inactive							
@HOU 12/14	L	1/0	4	2	2	0.0	0.0	0	0	0	0	0	0	0	0
PIT 12/21	W	1/0	3	1	2	1.0	1.0	0	0	0	0	0	1	1	0
@IND 12/28	L	1/0	4	3	1	0.0	0.0	0	0	0	0	0	0	0	0
TOTALS	13-3	8/0	21	13	8	1.0	1.0	0	0	0	0	1	0	0	0
POSTSEASON															
BAL 1/10/09	L	p	0	0	0	0.0	0.0	0	0	0	0	0	0	0	0
TOTALS	0-1	1/0	0	0	0	0.0	0.0	0	0	0	0	0	0	0	0



6 | JOHNNY HEKKER

Position:	Punter
Ht./Wt.:	6-5/236
Birth Date:	2/8/90
College:	Oregon State
Hometown:	Bothell, Wash.
Experience:	5th year (5th Rams)
Acquired:	FA2012

Career GP/GS (Playoffs): 64/0 (0/0)



TRANSACTIONS: Re-signed with the Rams (12/5/14)...signed with the Rams as an undrafted rookie free agent (4/30/12).

PRO: Fifth-year pro earned All-Pro honors following 2013 and 2014 seasons...earned second Pro Bowl honor in 2015...in 2014, finished second in the league with 33 punts downed inside the 20...converted a two-point conversion and completed two passes on fake punts...making him 5-of-6 in his three NFL seasons...earned his first Pro Bowl appearance for his 2013 performance...became the first Rams punter since 1985 (Dale Hatcher) to be named to the Pro Bowl, also earned First-Team All-Pro honors...recorded the highest single-season net average (44.2) in NFL history.



2015 SEASON: Punted 96 times for 4,601 yards a 47.9-yard average...tallied six touchbacks and placed a career-high 41 punts inside the 20-yard line...led the NFL rankings in net punting average (43.7) and punts downs inside the opponents' 20-yard line...**vs. Tampa Bay (12/17):** Punted five times for 220 yards, a 44-yard average and 44-yard net average...placed three punts inside the 20-yard line...**vs. Detroit (12/13):** Punted six times for 284 yards for a 47.3-yard average and 45.5-yard net average...placed four punts inside the 20-yard line and had a long of 61 yards...**vs. Arizona (12/6):** Punted eight times for 436 yards, a 54.5-yard average and 48.3-yard net average...placed five punts inside the 20-yard line and had a long of 68 yards...also handled kickoff duties in addition to punting and tallied two kickoffs...**vs. Chicago (11/15):** Punted six times for 296 yards, a 49.3-yard average, 47.8-yard net and placed three punts inside the 20-yard line...tallied a long punt of 60 yards...**vs. San Francisco (11/1):** Tallied a long punt of 60 yards, his longest of the season...finished with eight punts for 436 yards, a 54.5-yard average and 49.8-yard net, and placed three punts inside the 20-yard line...**vs. Cleveland (10/25):** Punted five times for 244 yards for a 48.0-yard average and 48.0-yard net...place three punts inside the 20-yard line and had a long of 56 yards...**at Green Bay (10/11):** Completed a 20-yard pass to S Cody Davis on a fake punt conversion...marked his second-longest pass completion of his career...punted four times for 181 yards...placed one punt inside the 20-yard line and had a long of 51 yards...**4 at Arizona (10/4):** Punted seven times for 348 yards, a 49.7-yard average and 45.1-yard net...had a long punt

Hekker earned NFC Special Teams Player of the Month - October 2015

- Averaged 48.3 yards per punt with a net avg. of 44.3 yards
- Eight of his 16 punts during the month traveled at least 50 yards
- Placed six punts inside the 20-yard line, including four punts that were downed at the 10-yard line or closer
- Joins Sean Landeta as the only Rams punters to win Special Teams Player of the Month.

of 57 yards...**at Washington (9/20):** Punted eight times for 381 yards, a 47.6-yard average and 46.1-yard net...tallied a long of 53 yards and placed four punts inside the 20-yard line.

2014 SEASON: Finished the season with a 46.5-yard gross average for eighth in the league and registered the fourth best single-season total in Rams history...**vs. Seattle (10/19):** Connected with RB Benny Cunningham on an 18-yard pass in punt formation to convert a fourth-and-3 on the St. Louis 18-yard line with 2:55 left to play...marked his fifth career pass, first of the season...punted three times for 153 yards, a 44.7-yard average...**at Kansas City (10/26):** Punted six times for 324 yards, a 54.0-yard average...tallied a long of 60 yards... **at Arizona (11/9):** Punted seven times for 305 yards, a 43.6-yard average...**at San Diego (11/23):** Connected with WR Stedman Bailey on an 19-yard pass in punt formation to convert a fourth-and-4...marked his sixth career pass, second of the season...punted four times for 178 yards, a 44.5-yard average...tallied a long of 57 yards...**vs. Oakland (11/30/14):** Punted six times for 275 yards, a 45.8-yard average...tallied a long of 60 yards...**at Washington (12/7/14):** Connected with TE Cory Harkey for a two-point conversion...punted four times for 174 yards, a 43.5-yard average...tallied a long of 61 yards...

2013 SEASON: Earned Pro Bowl and First-Team All-Pro honors after recording the highest single-season net average (44.2) in NFL history...finished with a 46.3-yard gross average for 10th in the league and was the fourth best single-season total in Rams history...opponents averaged just 2.6 yards per return, the best total in the NFL in 2013...also added two special teams tackles...**vs. Arizona (9/8):** Punted three times for 147 yards...placed one inside the 20-yard line and had one touchback...only one punt was returned and it went for a 1-yard gain...**vs. San Francisco (9/26):** Notched a career-high 11 punts for 490 yards...averaged 44.5 yards per punt and registered a long of 60 yards...placed six punts inside the 20-yard line and one touchback...**vs. Jacksonville (10/6):** Punted seven times for 286 yards, a 40.9-yard average and 40.1-yard net...placed two punts inside the 20-yard line and tallied a long of 56 yards...**at Houston (10/13):** Punted three times for 135 yards...placed one punt inside the 20-yard line...**at Carolina (10/20):** Punted four times for 159 yards...**vs. Tennessee (11/3):** Punted five times for 242 yards for a 48.4-yard average and 46.8-yard net average...he placed one punt inside the 20-yard line and had a long of 57 yards...**at Indianapolis (11/10):** Punted five times for 242 yards, including a long of 61 yards...averaged 48.4 yards per punt, a 43.4 net

average...**vs. Chicago (11/24):** Punted two times for 97 yards...his 43.7 net average leads the NFL...**at San Francisco (12/1):** Punted five times for 244 yards, including a long of 54 yards...registered an average of 48.8 yards, a 47.8 yard net...continues to lead the NFL in net average (44.0)...**at Arizona (12/8):** Punted five times for 257 yards, a 51.4 yard average and 42.8-yard net average...tallied two touchbacks and a long of 64 yards...**vs. New Orleans (12/15):** Punted four times for 167 yards, a 41.8-yard average and 41.8-yard net average...registered a long of 52 yards and placed two punts inside the 20-yard line...continues to lead the NFL in net punting average (43.8)...added one special teams tackle...**vs. Tampa Bay (12/22):** Punted two times for 88 yards for a 44-yard average and 44-yard net average...**at Seattle (12/29):** Punted seven times for 337 yards, a 48.1 average and 48.4 yard net average.

2012 SEASON: Finished his first NFL campaign with a 45.8-yard gross average and a net average of 39.9 yards per attempt...both of those numbers are the fourth best for a season in Rams history...**at Detroit (9/9):** Punted five times for 241 yards, a 48.2-yard average and 37.6-yard net...placed one punt inside the 20-yard line and recorded a long of 57 yards...**vs. Washington (9/16):** Punted three times for 163 yards, a 54.3-yard average and 48.7-yard net, placed one inside the 20-yard line and had a long of 66 yards...**at Chicago (9/23):** Punted six times for 279 yards, a 46.5-yard average and a long of 56 yards...ranked third in the NFC in punting average with a 48.8 average in three games...**vs. Seattle (9/30):** Threw a two-yard touchdown pass to WR Danny Amendola on a fake field goal play...no Rams punter has thrown a touchdown pass since the merger...punted four times for 156 yards, a 39-yard average and 38.8-yard net...placed one inside the 20...**vs. Arizona (10/4):** Punted a season-high seven times for 398 yards, including a season-long of 68 yards...averaged 56.9 yards per punt, setting a franchise single-game record...placed three punts inside the 20-yard line...also made one special teams tackle...**at Miami (10/14):** Punted three times for 135 yards with a long of 56 yards...averaged 45 yards per punt with a 38.3 net...placed two inside the 20-yard line...**vs. Green Bay (10/21):** Punted two times for 99 yards, a 49.5-yard average and 42-yard net...tallied a long of 55 yards...**vs. New England (10/28):** Punted four times for 195 yards, a 48.8-yard average and 44.8-yard net...placed one kick inside the 20 and tallied a long of 50 yards...**at San Francisco (11/11):** Threw a 21-yard completion to S Rodney McLeod on fourth-and-four from the St. Louis 10-yard line with :49 left in the half on a fake punt...marked his second pass completion this season and McCleod's first career reception...on a second fake punt, completed a 19-yard pass to TE Lance Kendricks...the play pushed his passing totals to two-for-two for 40 yards on the day, and also marks his third completion this season...punted four times for 147 yards for a 36.8-yard average, 31-yard net and placed one inside the 20-yard line...**vs. New York Jets (11/18):** Punted five times for 251 yards, a 50.2-yard average, 44.4-yard net...placed one inside the 20-yard line and had a long of 57 yards...**at Arizona (11/25):** Punted six times for 260 yards, a 43.3-yard average and 33.5-yard net...tallied a long of 48 yards and placed one inside the 20-yard line...**vs. San Francisco (12/2):** Punted a season-high nine times for 388 yards for a 43.1-yard average and 42.4-yard net...tallied a long of 63 yards and placed three punts inside the 20-yard line...**at Buffalo (12/9):** Punted eight times for 302 yards, a 37.8-yard average and 32.3-yard net...placed two punts inside the 20-yard line and tallied a long of 50 yards...**vs. Minnesota (12/16):** Punted four times for 164 yards...placed one punt inside the 20-yard line and had a long of 55 yards...**at Tampa Bay (12/23):** Punted seven times for 335 yards, a 47.9-yard average and 46.9-yard net. Hekker placed two punts inside the 20-yard line and tallied a long of 57 yards...**at Seattle (12/30):** Punted five times for 243 yards and finished with a net average of 40.2 yards and a gross average of 48.6 yards.

COLLEGE: Four-year starter, finished his career as one of Oregon State's most prolific punters in history...the third-best career punt yardage average at OSU at 41.3 yards per punt...set the single-game school record with a 52.5-yard average (6-315) at Utah in 2011...earned College Football Performance Award Punter of the Week...semi-finalist for the Ray Guy Award in 2009...52 career punts of 50+ yards, including 17 as a senior in 2011 when he had six different games with at least one punt of 60+ yards...earned Pac-12 Conference honorable mention...87 career punts downed inside the 20-yard line...named the Sun Bowl Special Teams MVP in 2008 after averaging 45 yards on 10 punts...also the holder on placekicks for three years...two-time Pac-10 All-Academic selection.

PERSONAL: Has a degree in general science...serves as the Rams' Ambassador for "Fuel Up To Play 60," the joint NFL-National Dairy Council Health and Wellness program for students...served as the state ambassador for Special Olympics in Illinois and Missouri...also on the board for Team Activities for Special Kids (TASK), a year-round instructional sports program that provides athletic and social opportunities to kids with special needs.

JOHNNY HEKKER NFL STATISTICS

REGULAR SEASON

REGULAR SEASON												
Year	Team	Punting		Yds	Avg	Opp	Ret	Net Yds	TB	I20	Lg	Blk
		G	No			Ret	Yds					
2012	RAMS	16	82	3,756	45.8	41	402	3,274	4	22	68	0
2013	RAMS	16	78	3,609	46.3	30	79	3,450	4	19	64	0
2014	RAMS	16	80	3,721	46.5	28	192	3,429	5	33	61	1
2015	RAMS	16	96	4,601	47.9	40	289	4,192	6	41	68	0
TOTALS		64	336	15,687	46.7	139	962	14,345	19	115	68	1

Year	Team	Att.	Cmp	Pct.	Passing				Lg	Sk-Yds	Rtg.
					Yds	Yds/Att	TD	Int			
2012	RAMS	3	3	100.0	42	14.0	1	0	21	0-0	158.3
2013	RAMS	1	0	0.0	0	0.0	0	0	0	0-0	39.6
2014	RAMS	2	2	100.0	37	18.5	0	0	19	0-0	118.8
2015	RAMS	4	1	25.0	20	5.0	0	0	20	0-0	47.9
Total		10	6	60.0	99	9.9	1	0	21	0-0	126.7

ADDITIONAL CAREER STATISTICS: Threw one touchdown pass to WR Danny Amendola vs. Seattle (9/30/12), Connected with TE Cory Harkey for a two-point conversion...connected with RB Benny Cunningham on an 18-yard pass in punt formation to convert a fourth-and-3 on the St. Louis 18-yard line (10/19/14)...connected with WR Stedman Bailey on an 19-yard pass in punt formation to convert a fourth-and-4 (11/23/14)...connected with S Cody Davis for 20-yard reception to convert a fourth-and-2 at Green Bay (10/11/15).

Special teams tackles: 2012 (1), 2013 (1), 2015 (1).

SINGLE GAME HIGHS

Punts – 11, vs. San Francisco (9/26/13)
Long – 68, vs. Arizona (10/4/12)
Yards – 490, vs. San Francisco (9/26/13)

JOHNNY HEKKER GAME-BY-GAME STATISTICS

2015 ST. LOUIS RAMS

Game	W/L	No	Yds	Avg	Opp Ret	Opp Yds	Net Yds	Net Avg	TB	I20	Lg	Blk
SEA 9/13	W	3	142	47.3	2	63	79	26.3	0	0	55	0
@WSH 9/20	L	8	381	47.6	5	12	381	46.1	0	4	52	0
PIT 9/27	L	4	170	42.5	0	0	150	37.5	1	2	50	0
@ARI 10/4	W	7	348	49.7	5	32	316	45.1	0	2	57	0
@GB 10/11	L	4	181	45.3	2	9	152	38.0	1	1	51	0
CLE 10/25	W	5	244	48.8	2	4	240	48.0	0	3	56	0
SF 11/1	W	8	436	54.4	5	38	398	49.8	0	4	60	0
@MIN 11/8	L	8	372	46.5	4	40	332	41.5	0	2	63	0
CHI 11/15	L	6	296	49.3	3	9	287	47.8	0	3	60	0
@BAL 11/22	L	8	367	45.9	3	5	342	42.8	1	4	63	0
@CIN 11/29	L	5	225	45.0	2	16	189	37.8	1	1	56	0
ARI 12/6	L	8	436	54.5	3	30	386	48.3	1	5	68	0
DET 12/13	W	6	284	47.3	2	11	273	45.5	0	4	61	0
TB 12/17	W	5	220	44.0	0	0	220	44.0	0	3	49	0
@SEA 12/27	W	6	240	40.0	2	20	220	36.7	0	2	50	0
@SF 1/3	L	5	259	51.8	0	0	239	47.8	1	1	68	0
TOTAL	7-9	96	4,601	47.9	40	289	4,192	43.7	6	41	68	0

2014 ST. LOUIS RAMS

Game	W/L	No	Yds	Avg	Opp Ret	Opp Yds	Net Yds	Net Avg	TB	I20	Lg	Blk
MIN 9/7	L	6	279	46.5	1	6	273	45.5	0	2	57	0
@TB 9/14	W	2	98	49.0	1	0	98	49.0	0	1	53	0
DAL 9/21	L	1	24	24.0	0	0	24	24.0	0	1	24	0
PHI 10/5	L	4	166	41.5	1	23	143	28.6	0	2	56	1
SF 10/13	L	8	351	43.9	5	29	322	40.3	0	2	56	0
SEA 10/19	W	3	153	51.0	2	19	134	51.0	0	1	56	0
@KC 10/26	L	6	324	54.0	4	27	277	46.2	1	1	60	0
@SF 11/2	W	6	281	46.8	1	12	249	41.5	1	2	60	0
@ARI 11/9	L	7	305	43.6	1	8	277	39.6	1	2	57	0
DEN 11/16	W	6	260	43.3	1	0	260	43.3	0	4	54	0
@SD 11/23	L	4	178	44.5	1	0	178	44.5	0	2	57	0
OAK 11/30	W	6	275	45.8	2	4	251	41.8	1	3	60	0
@WAS 12/7	W	4	174	43.5	2	3	171	42.8	0	3	61	0
ARI 12/11	L	8	404	50.5	4	54	350	43.8	0	3	59	0
NYG 12/21	L	4	202	50.5	0	0	182	45.5	0	3	56	0
@SEA 12/28	L	5	247	49.4	2	7	240	48.0	1	1	55	0
TOTAL	6-10	80	3,721	46.5	28	192	3,429	42.3	5	33	61	1

2013 ST. LOUIS RAMS

Game	W/L	No	Yds	Avg	Opp Ret	Opp Yds	Net Yds	Net Avg	TB	I20	Lg	Blk
ARI 9/8	W	3	147	49.0	1	1	126	42.0	1	1	55	0
@ATL 9/15	L	6	298	49.7	2	4	294	49.0	0	0	63	0
@DAL 9/22	L	5	238	47.6	4	16	222	44.4	0	0	57	0
SF 9/26	L	11	490	44.5	1	0	470	42.7	1	6	60	0
JAC 10/6	W	7	286	40.9	4	5	281	40.1	0	2	56	0
@HOU 10/13	W	3	135	45.0	2	6	129	43.0	0	1	47	0
@CAR 10/20	L	4	159	39.8	1	-1	160	40.0	0	0	52	0
SEA 10/28	L	4	182	45.5	3	9	173	43.3	0	2	55	0
TEN 11/3	L	5	242	48.4	2	8	234	46.8	0	1	57	0
@IND 11/10	W	5	242	48.4	3	25	217	43.4	0	1	61	0
CHI 11/24	W	2	97	48.5	1	0	97	48.5	0	0	51	0
@SF 12/1	L	5	244	48.8	2	5	239	47.8	0	1	54	0
@ARI 12/8	L	5	257	51.4	2	3	214	42.8	2	0	64	0
NO 12/15	W	4	167	41.8	0	0	167	41.8	0	2	52	0
TB 12/22	W	2	88	44.0	0	0	88	44.0	0	1	46	0
@SEA 12/29	L	7	337	48.1	2	-2	339	48.4	0	1	58	0
TOTAL	7-9	78	3,609	46.3	30	79	3,450	44.2	4	19	64	0

2012 ST. LOUIS RAMS

Game	W/L	No	Yds	Avg	Opp Ret	Opp Yds	Net Yds	Net Avg	TB	I20	Lg	Blk
@DET 9/9	L	5	241	48.2	5	53	188	37.6	0	1	57	0
WAS 9/16	W	3	163	54.3	1	-3	146	48.7	1	1	66	0
@CHI 9/23	L	6	279	46.5	3	39	220	36.7	1	1	56	0
SEA 9/30	W	4	156	39.0	2	1	155	38.8	0	1	48	0
ARI 10/4	W	7	398	56.9	5	76	322	46.0	0	3	68	0
@MIA 10/14	L	3	135	45.0	0	0	115	38.3	1	2	56	0
GB 10/21	L	2	99	49.5	1	15	84	42.0	0	1	55	0
NE 10/28	L	4	195	48.8	3	16	179	44.8	0	1	50	0
@SF 11/11	T	4	147	36.8	2	23	124	31.0	0	1	45	0
NYJ 11/18	I	5	251	50.2	3	29	222	44.4	0	1	57	0
@ARI 11/25	W	6	260	43.3	4	59	201	33.5	0	1	48	0
SF 12/2	W	9	388	43.1	2	6	382	42.4	0	3	63	0
@BUF 12/9	W	8	302	37.8	4	44	258	32.3	0	2	50	0
MIN 12/16	L	4	164	41.0	1	15	149	37.3	0	1	55	0
@TB 12/23	W	7	335	47.9	3	7	328	46.9	0	2	57	0
@SEA 12/30	L	5	243	48.6	2	22	201	40.2	1	0	57	0
TOTAL	7-8-1	82	3756	45.8	41	402	3274	39.9	4	22	68	0



84 | TEMARRICK HEMINGWAY

Position: Tight End
 Ht./Wt.: 6-5/210
 Birth Date: 7/30/93
 College: South Carolina State
 Hometown: Loris, S.C.
 Experience: Rookie
 Acquired: D6A-2016 (177th)

Career GP/GS (Playoffs): 0/0 (0/0)



TRANSACTIONS: Selected in the sixth round of the 2016 draft (177th overall) on 4/30/16.

COLLEGE: Played in 42 games, started 37...caught 91 career passes for 1,062 yards and seven touchdowns...in 2015, started in all 11 games for the Bulldogs...finished second on the team in receptions with 38 for 418 yards and one touchdown...earned SBN All-American Honors and was named to the All-MEAC First Team...named the team's Outstanding Tight End...noted as an effective blocker during his college career...played as a graduate student after earning his undergraduate degree in business management and being selected to participate in the Charleston County Aviation Authority's inaugural internship program...in 2014, earned All-MEAC first team honors finished third on the team in receptions for a second straight season with 18 catches for 257 yards and one score...in 2013, was the team's third-leading receiver from his tight end position hauled in 26 catches for 223 yards and four touchdowns had his best performance in the FCS playoff game against Furman with four catches for 57 yards and a score in 2012, played in seven of the team's 11 contests and got the starting nod in two contests ended the campaign with 11 catches for 164 yards and a touchdown excelled in the academic arena and was named a Presidential Scholar...redshirted in 2011.

PERSONAL: Attended North Myrtle Beach High School where he was a multiple letter winner in football and was named to All-Region first-team on defense...a business management major...son of Kelly and Anthony Hemingway.

TEMARRICK HEMINGWAY COLLEGE STATISTICS

		REGULAR SEASON					
Year	Team	Receiving		Yds	Avg	Lg	TD
		G/S	No				
2011	South Carolina St				Redshirt		
2012	South Carolina St	7/2	9	164	14.9	28	1
2013	South Carolina St	13/13	26	223	8.6	23	4
2014	South Carolina St	11/11	18	257	14.3	30	1
2015	South Carolina St	11/11	38	418	11.0	33	1
TOTAL		42/37	91	1,062	11.6	33	7



89 | TYLER HIGBEE

Position: Tight End
Ht./Wt.: 6-6/250
Birth Date: 1/1/93
College: Western Kentucky
Hometown: Clearwater, Fla.
Experience: Rookie
Acquired: D4A-2016 (110th)

Career GP/GS (Playoffs): 0/0 (0/0)



TRANSACTIONS: Selected in the fourth round of the 2016 draft (110th overall) on 4/30/16.

COLLEGE: Played in 38 games with 15 starts...earned a midseason addition to the Biletnikoff Watch List in 2015...racked up a pair of 100-yard receiving games and four touchdowns through the first four games of the year and caught at least one touchdown in six of his nine games, including two, two-touchdowns game...named the John Mackey Award Tight End of the Week following the season opener at Vanderbilt when he caught four passes for 102 yards...as a junior in 2014, he tallied 230 yards on 15 receptions, including four touchdowns...notched a breakout performance at No. 19 Marshall when came up with three-touchdowns on six passes for 99 yards, to earn CFPA honorable mention National Tight End of the Week honors...he was also one of only three tight ends last season to catch at least three touchdowns in a game, joined by FIU's Jonnu Smith and Minnesota's Maxx Williams...became one of just four players in WKU history to catch at least three touchdowns in a single game and the first since 1978...in 2013, saw time in seven games and three starts after converting over from wide receiver...finished the year with 13 catches for 169 yards and a touchdown...redshirted in 2012...as a true freshman in 2011, he played in 11 games...finished the regular season with a pair of catches for 92 yards...tallied his first career catch on a 63-yard touchdown grab.

PERSONAL: Named team MVP and team captain for his senior season at East Lake High School. He reeled in 42 receptions as a tight end, leading the county in receptions, to total over 540 receiving yards and eight touchdowns in his final season. He finished his career with over 1,100 yards receiving and 18 touchdowns. Higbee earned first-team All-County honors as well as being a Pinellas County All-Star his senior year. He was rated as a two-star recruit by Rivals.com after lettering all four years in football. He also earned a pair of letters on the baseball diamond at the varsity level.

TYLER HIGBEE COLLEGE STATISTICS

REGULAR SEASON							
Year	Team	G/S	Receiving		Avg	Lg	TD
			No	Yds			
2011	Western KY	11/1	2	92	46.0	63t	1
2012	Western KY				Redshirt		
2013	Western KY	7/3	13	169	13.0	30	1
2014	Western KY	11/3	15	230	15.3	31	4
2015	Western KY	9/8	38	563	14.8	65	8
TOTAL		38/15	68	1,054	15.5	65	14



32 | TROY HILL

Position:	Cornerback
Ht./Wt.:	5-11/182
Birth Date:	8/29/91
College:	Oregon
Hometown:	Ventura, Calif.
Experience:	1st Year (1st Rams)
Acquired:	W(NE)-2015

Career GP/GS (Playoffs): 3/0 (0/0)



TRANSACTIONS: Acquired by the Rams via waivers from New England (12/31/15)...released from England (12/30/15), after being acquired via waivers from Cincinnati (12/25/15)...released by the Bengals (12/24/15), after spending time on their practice squad...originally signed with Cincinnati as an undrafted free agent (5/8/15).

2015 SEASON: Played in three games with Cincinnati: at Cleveland (12/6), vs. Pittsburgh (12/13), at San Francisco (12/20).

COLLEGE: As a senior in 2014, finished seventh on the team in tackles (71) but third in unassisted efforts (59)...second-team Pac-12 all-conference choice and 14-game starter ranked second in the league (1.46 avg.) in passes defended and 11th nationally...in 2013, was the Ducks' fifth-leading tackler among their defensive backs assumed the role as the program's top reserve cornerback and nickel-back...finished the year with 29 tackles (21 solo) and four deflected passes...in 2012, appeared in 10 games, with 22 of his 26 tackles being unassisted...in 2011, started six of his 14 appearances...in 2010, worked with the scout team during redshirt season.

PERSONAL: Played defensive back and wide receiver for St. Bonaventure...2009 All-Channel League First-Team Defense...2008 Second-Team All-State Junior by CalHiSports.com...posted 46 tackles and five interceptions for the Seraphs his junior season in 2008...also returned one kickoff for a touchdown and took one of his five picks back for a score...earned a three-star rating from Scout.com...also a three-star recruit according to Rivals.com and the No. 32 corner in the country....parents: Jim Gilmer and Sandra Jennings...also has two brothers, two sisters...majored in General Social Science.



22 | TRUMAINE JOHNSON

Position:	Cornerback
Ht./Wt.:	6-2/208
Birth Date:	1/1/90
College:	Montana
Hometown:	Stockton, Calif.
Experience:	5th year (5th Rams)
Acquired:	D3-2012

Career GP/GS (Playoffs): 55/33 (0/0)



TRANSACTIONS: Selected in the third round of the 2012 draft (65th overall) on (4/27/12).

PRO: Fifth-year pro has played in 55 games with 33 starts...tallied 213 career tackles (186 solo), 14 interceptions, two touchdowns and 29 passes defended...his eight career interceptions place him at No. 25 on the Rams All-Time Interceptions list.

2015 SEASON: Played in 14 games and started 13...tallied 69 tackles (62 solo)...notched a team-leading and personal best seven interceptions, finished tied for third-most in the NFL...**at San Francisco (1/3/16):** Led the team in tackles with 10 (nine solo), a new single-game high...also had one pass defended...**at Seattle (12/27):** Nabbed an interception off QB Russell Wilson...marked his fourth consecutive game with an interception...also had five solo tackles and two passes defended...**vs. Tampa Bay (12/17):** Intercepted QB Jameis Winston and returned it nine yards...pushed his season total to six interceptions, tied for fourth-most in the NFL...also notched nine tackles (eight solo)...**vs. Detroit (12/13):** Intercepted QB Matt Stafford and returned it 58 yards for a touchdown...also made five tackles (four solo) and two passes defended...**at Baltimore (11/22):** Picked off Ravens QB Joe Flacco and returned it 25 yards...established a new season-high for interceptions with four...also had one solo tackle...**at Minnesota (11/8):** Registered his third interception of the season...also tallied three solo tackles and one pass defended...**vs. Cleveland (10/25):** Tallied eight tackles (seven solo)...**at Green Bay (10/11):** Picked off Packers QB Aaron Rodgers and returned it 29 yards...registered four solo tackles...**at Arizona (10/4):** Notched nine tackles, also had two passes defended and one fumble recovery...**vs. Seattle (9/13):** Nabbed his first interception of the season off QB Russell Wilson and returned it 15 yards...made four tackles (three solo).

2014 SEASON: Finished season with a team-high three interceptions tallied 45 tackles after missing the first eight weeks of the season due to knee injury... **vs. Denver (11/16):** Started at left corner...tallied two solo tackles...recorded his first interception of the season when he picked off QB Peyton Manning...**vs. Oakland (11/30):** Started at left corner...snagged two interceptions from QB Derek Carr...one of which was returned for a 43-yard touchdown, marked his first career pick-six...garnered five solo tackles...**at San Diego (11/23):** Started at left corner...notched six tackles (five solo)...**at Washington (12/7):** Started at left corner...garnered nine solo tackles...had one pass defended.

2013 SEASON: Played in 16 games, earning 12 starts...totaled three interceptions, seven passes defended and 66 tackles (58 solo)...**vs. Arizona (9/8):** Saw action on defense and special teams...nabbed his first interception of the season and returned it 29 yards to the Arizona 4-yard line...the play helped set-up a 25-yard field goal...marks his longest interception return...he now has three career interceptions...added four solo tackles and one pass defended...**vs. Jacksonville (10/6):** Started at corner...recorded five tackles (three solo)...added a pass defended...**at Houston (10/13):** Started at corner...notched eight tackles (six solo) and one pass defended...**at Carolina (10/20):** Started at corner...tallied a career-high nine tackles (eight solo)...**at Indianapolis (11/10):** Started at corner...hauled in his second interception of the season, fourth career...also had five tackles (four solo) and one pass defended...**at Arizona (12/8):** Started at corner...tied a season high with nine solo tackles, including one for loss...also had one pass defended...**vs. New Orleans (12/15):** Started at corner...intercepted Saints QB Drew Brees in the end zone and returned it seven yards...marks his third interception this season, a new season high...also registered five solo tackles...**at Seattle (12/29):** Started at corner...notched seven tackles (six solo).

2012 SEASON: Finished season with two interceptions, eight passes defended and 35 total tackles while serving as the team's third corner for most of the season...**at Detroit (9/9):** Saw action on defense...**vs. Washington (9/16):** Saw action on defense...**at Chicago (9/23):** Saw action on defense...**vs. Seattle (9/30):** Intercepted a pass from Seattle QB Russell Wilson and returned it three yards...marked the first interception of his career...added a pass defended...**vs. Arizona (10/4):** Saw action on defense...tallied a season-high four solo tackles...added one special teams tackle...**at Miami (10/14):** Saw action on defense and special teams...made one special teams tackle...**vs. Green Bay (10/21):** Saw action on defense and special teams...registered one pass defended...**vs. New England (10/28):** Saw action on defense and special teams...tallied one pass defended...**at San Francisco (11/11):** Made his first NFL start at right cornerback...logged a season-best five tackles (four solo)...**vs. New York Jets (11/18):** Saw action on defense and special teams...recorded three solo tackles...**at Arizona (11/25):** Saw action on defense and special teams...made three solo tackles...**vs. San Francisco (12/2):** Saw action on defense and special teams...registered one solo tackle...**at Buffalo (12/9):** Saw action on defense and special teams...made four solo tackles, including one for loss...also made one special teams tackle...**vs. Minnesota (12/16):** Saw action on defense...registered one pass defense and three tackles (two solo)...**at Tampa Bay (12/23):** Started at corner...registered his second career interception...made four tackles (three solo)...added three passes defended...**at Seattle (12/30):** Started at corner...recorded a career-high eight tackles (six solo) and one pass defended.

COLLEGE: Started 42-of-47 games at Montana recorded 173 tackles (105 solos) with 1.5 sacks, 13.0 stops for losses of 30 yards, a quarterback pressure and a safety as a result of his 2011 sack deflected 35 passes and had fifteen interceptions for 188 yards in returns (12.53 avg) and a pair of touchdowns gained 178 yards on eight kickoff returns (22.2 avg) for his entire career, opponents have targeted 305 passes into the cornerback's area, as only 102 of those tosses were completed (33.44%), generating 658 yards, an average of 6.45 yards per pass completion and 2.16 yards per attempt tied for fourth among active NCAA Football Championship Subdivision players with 15 interceptions (joined Jeremy Caldwell of Eastern Kentucky and Al-Rilwan Adeyemi of San Diego University), which also tied for fourth on the school career-record chart, matching the figure first attained by Tim Hauck (1987-89)...since the turn of the century year 2000, his 15 pass thefts are the second-highest total by a Big Sky Conference performer in a career, topped by K.J. Gerard of Northern Arizona (19; 2004-08) his 35 pass deflections established a new school career record, surpassing the previous mark of 26 by Jimmy Wilson (2004-06, 2010) notched 40 passes defended (break-ups and interceptions), the most in the FCS ranks, also setting a Grizzly all-time mark...sociology major.

PERSONAL: Attended Thomas Edison (Stockton, Calif.) High School three-time gridiron letterman performed as a defensive back (mostly at strong safety), wide receiver and quarterback...handled kickoff return chores son of Lynn Stallworth and Curtis Johnson nicknamed "Tru" resides in Stockton, Calif...participated in numerous community events, including Salvation Army Bell Ringing and the United Way Kickoff for Charity Luncheon.

TRUMAINE JOHNSON NFL STATISTICS

REGULAR SEASON

Year	Team	G/S	Tackles		Asst	Sk	Yds	Interception			TD	PD	Fumbles		Yds
			Total	Solo				Int	Yds	Lg			FF	FR	
2012	RAMS	16/3	35	30	5	0	0	2	4	4	0	8	0	0	0
2013	RAMS	16/12	66	58	8	0	0	3	36	29	0	7	0	0	0
2014	RAMS	9/5	43	36	7	0	0	3	43	0	1	3	0	0	0
2015	RAMS	14/13	69	62	7	0	0	7	136	58t	1	11	0	1	0
TOTAL		55/33	213	186	27	0	0	14	210	58t	1	29	0	1	0

ADDITIONAL CAREER STATISTICS: Special Teams Tackles: 2012 (3).

SINGLE GAME HIGHS

Total Tackles – 10, last at San Francisco (1/3/16)

Solo Tackles – 9, at Arizona (12/8/13)

Interceptions – 2, vs. Oakland (11/30/14)

Passes Defensed – 3, at Tampa Bay (12/23/12)

TRUMAINE JOHNSON GAME-BY-GAME STATISTICS

2015 ST. LOUIS RAMS

Game	W/L	P/S	T	S	A	Sk	Yds	Int	Yds	Lg	TD	PD	FF	FR	Yds
SEA 9/13	W	1/1	4	3	1	0.0	0.0	1	15	15	0	0	0	0	0
@WSH 9/20	L	1/0	1	1	0	0.0	0.0	0	0	0	0	1	0	0	0
PIT 9/27	L	1/1	4	4	0	0.0	0.0	0	0	0	0	1	0	0	0v
@ARI 10/4	W	1/1	9	8	1	0.0	0.0	0	0	0	0	2	0	1	0
@GB 10/11	L	1/1	4	4	0	0.0	0.0	1	29	0	0	0	0	0	0
CLE 10/25	W	1/1	8	7	1	0.0	0.0	0	0	0	0	0	0	0	0
SF 11/1	W	1/1	5	4	1	0.0	0.0	0	0	0	0	1	0	0	0
@MIN 11/8	L	1/1	3	3	0	0.0	0.0	1	0	0	0	1	0	0	0
CHI 11/15	L	1/1	1	1	0	0.0	0.0	0	0	0	0	1	0	0	0
@BAL 11/22	L	1/1	1	1	0	0.0	0.0	1	25	25	0	0	0	0	0
@CIN 11/29	L														
ARI 12/6	L														
DET 12/13	W	1/1	5	4	1	0.0	0.0	1	58	58t	1	2	0	0	0
TB 12/17	W	1/1	9	8	1	0.0	0.0	1	9	9	0	0	0	0	0
@SEA 12/27	W	1/1	5	5	0	0.0	0.0	1	0	0	0	2	0	0	0
@SF 1/3	L	1/1	10	9	1	0.0	0.0	0	0	0	0	0	0	0	0
TOTAL	7-9	14/13	69	62	7	0.0	0.0	7	136	58t	1	11	0	1	0

2014 ST. LOUIS RAMS

Game	W/L	P/S	T	S	A	Sk	Yds	Int	Yds	Lg	TD	PD	FF	FR	Yds
MIN 9/7	L														
@TB 9/14	W														
DAL 9/21	L														
PHI 10/5	L														
SF 10/13	L														
SEA 10/19	W														
@KC 10/26	L														
@SF 11/2	W	1/0	3	3	0	0.0	0.0	0	0	0	0	0	0	0	0
@ARI 11/9	L	1/1	5	3	2	0.0	0.0	0	0	0	0	0	0	0	0
DEN 11/16	W	1/1	2	2	0	0.0	0.0	1	0	0	0	1	0	0	0
@SD 11/23	L	1/1	6	5	1	0.0	0.0	0	0	0	0	0	0	0	0
OAK 11/30	W	1/1	5	5	0	0.0	0.0	2	43	0	0	0	0	0	0
@WAS 12/7	W	1/1	8	8	3	0.0	0.0	0	0	0	0	1	0	0	0
ARI 12/11	L	1/1	4	1	0	0.0	0.0	0	0	0	0	1	0	0	0
NYG 12/21	L	1/0	5	4	0	0.0	0.0	0	0	0	0	0	0	0	0
@SEA 12/28	L	1/1	4	4	0	0.0	0.0	0	0	0	0	0	0	0	0
TOTAL	6-9	8/4	43	36	7	0.0	0.0	3	43	0	0	3	0	0	0

TRUMAINE JOHNSON GAME-BY-GAME STATISTICS CONTINUED

2013 ST. LOUIS RAMS

Game	W/L	P/S	T	S	A	Sk	Yds	Int	Yds	Lg	TD	PD	FF	FR	Yds
ARI 9/8	W	1/0	4	4	0	0.0	0	1	29	29	0	1	0	0	0
@ATL 9/15	L	1/0	0	0	0	0.0	0	0	0	0	0	0	0	0	0
@DAL 9/22	L	1/1	1	1	0	0.0	0	0	0	0	0	0	0	0	0
SF 9/26	L	1/0	0	0	0	0.0	0	0	0	0	0	0	0	0	0
JAC 10/6	W	1/1	5	3	2	0.0	0	0	0	0	0	1	0	0	0
@HOU 10/13	W	1/1	8	6	2	0.0	0	0	0	0	0	1	0	0	0
@CAR 10/20	L	1/1	9	8	1	0.0	0	0	0	0	0	0	0	0	0
SEA 10/28	L	1/1	2	2	0	0.0	0	0	0	0	0	0	0	0	0
TEN 11/3	L	1/0	2	2	0	0.0	0	0	0	0	0	0	0	0	0
@IND 11/10	W	1/1	5	4	1	0.0	0	1	0	0	0	1	0	0	0
CHI 11/24	W	1/1	4	4	0	0.0	0	0	0	0	0	0	0	0	0
@SF 12/1	L	1/1	3	3	0	0.0	0	0	0	0	0	1	0	0	0
@ARI 12/8	L	1/1	9	9	0	0.0	0	0	0	0	0	1	0	0	0
NO 12/15	W	1/1	5	5	0	0.0	0	1	7	7	0	0	0	0	0
TB 12/22	W	1/1	2	1	1	0.0	0	0	0	0	0	1	0	0	0
@SEA 12/29	L	1/1	7	6	1	0.0	0	0	0	0	0	0	0	0	0
TOTAL	7-9	16/12	66	58	8	0	0	3	36	29	0	7	0	0	0

2012 ST. LOUIS RAMS

Game	W/L	P/S	T	S	A	Sk	Yds	Int	Yds	Lg	TD	PD	FF	FR	Yds
@DET 9/9	L	1/0	0	0	0	0	0	0	0	0	0	0	0	0	0
WAS 9/16	W	1/0	0	0	0	0.0	0	0	0	0	0	0	0	0	0
@CHI 9/23	L	1/0	0	0	0	0.0	0	0	0	0	0	0	0	0	0
SEA 9/30	W	1/0	0	0	0	0.0	0	1	4	0	0	1	0	0	0
ARI 10/4	W	1/0	4	4	0	0.0	0	0	0	0	0	0	0	0	0
@MIA 10/14	L	1/0	0	0	0	0.0	0	0	0	0	0	0	0	0	0
GB 10/21	L	1/0	0	0	0	0.0	0	0	0	0	0	1	0	0	0
NE 10/28	L	1/0	0	0	0	0.0	0	0	0	0	0	1	0	0	0
@SF 11/11	T	1/1	5	4	1	0.0	0	0	0	0	0	0	0	0	0
NYJ 11/18	L	1/0	3	3	0	0.0	0	0	0	0	0	0	0	0	0
@ARI 11/25	W	1/0	3	3	0	0.0	0	0	0	0	0	0	0	0	0
SF 12/2	W	1/0	1	1	0	0.0	0	0	0	0	0	0	0	0	0
@BUF 12/9	W	1/0	4	4	0	0.0	0	0	0	0	0	0	0	0	0
MIN 12/16	L	1/0	3	2	1	0.0	0	0	0	0	0	1	0	0	0
@TB 12/23	W	1/1	4	3	1	0.0	0	1	0	0	0	3	0	0	0
@SEA 12/30	L	1/1	8	6	2	0.0	0	0	0	0	0	1	0	0	0
TOTAL	7-8-1	16/3	35	30	5	0	0	2	4	0	0	8	0	0	0



20 | LAMARCUS JOYNER

Position:	Defensive Back
Ht./Wt.:	5-8/184
Birth Date:	11/27/90
College:	Florida State
Hometown:	Fort Lauderdale, Fla.
Experience:	3rd year (3rd Rams)
Acquired:	D2-2014

Career GP/GS (Playoffs): 26/6 (0/0)



TRANSACTIONS: Selected by the Rams in the second round (41st overall) of the 2014 NFL Draft (5/9/14).

PRO: Has seen action in 26 games with six starts...three-year pro has 129 tackles (103 solo) with nine passes defended and 3.0 sacks.

2015 SEASON: Played in 16 games, started five...amassed 81 tackles (70 solo), 2.0 sacks, six passes defended and one fumble recovery...**at San Francisco (1/3/16):** Started at safety...matched a season-high eight tackles (seven solo)...**vs. Arizona (12/6):** Started on defense...registered eight solo tackles and two passes defended...**at Baltimore (11/22):** Saw action on defense and special teams...made five solo tackles...**vs. Chicago (11/15):** Saw action on defense...garnered five tackles (four solo)...**vs. San Francisco (11/1):** Saw action on defense...notched five tackles (four solo)...**vs. Cleveland (10/25):** Saw action on defense...recorded seven tackles (six solo) and two passes defended...**at Green Bay (10/11):** Started at defensive back...registered a season-high eight solo tackles and recovered one fumble...**at Arizona (10/4):** Saw action on defense...sacked QB Carson Palmer...also recorded six tackles (five solo)...**vs. Pittsburgh (9/27):** Started on defense...made six solo tackles...**vs. Seattle (9/13):** Saw action on defense...sacked QB Russell Wilson for a 10-yard loss...marked his second career sack...also recorded six tackles (five solo).

2014 SEASON: Saw action in 10 games...tallied 48 tackles (33 solo) had three passes defended and a 1.0 sack for six yards...**vs. Minnesota (9/7):** Made his NFL debut...tallied two solo tackles...added one special teams tackle...**at Philadelphia (10/5):** Recorded eight tackles (five solo)...registered two passes defended...**vs. Seattle (10/19):** Saw action at cornerback...registered nine tackles (six solo)...added three assists...**at Kansas City (10/26):** Saw action at cornerback...recorded a single-game high 11 tackles (10 solo)...**at San Francisco (11/2):** Saw action at cornerback...garnered seven tackles (three solo)...had one quarterback pressure and one pass defended...**at Seattle (12/28):** Started at cornerback...notched four tackles (three solo)...registered a 1.0 sack for six yards, first of his first career.

COLLEGE: Started 40-of-55 games at Florida State – 13 at free safety, 14 at strong safety and 13 at cornerback recorded 197 tackles (128 solos) with 6.5 sacks for minus 57 yards and 10.5 stops for losses of 71 yards credited with three quarterback pressures and three forced fumbles deflected 15 passes and intercepted eight others for 80 yards in returns ranks second in school history with an average of 24.23 yards on 52 kickoff returns for 1,260 yards, topped by only Greg Reid (24.65-yard average; 63 for 1,553; 2009-11) his average of 30.54 yards per kickoff return in 2011 broke the previous FSU season record of 30.09 yards by Michael Ray Garvin (22 for 622; 2008)...the unanimous All-American was a finalist for the Bronko Nagurski Award and Jim Thorpe Award in 2013...finished second in the voting for the Ultimate Herbie Award, given by ESPN's Kirk Herbstreit for college football's top performances the first Seminole defensive back to be named a consensus first-team All-American since 2000 and is just the seventh defensive back in FSU history to garner consensus first team All-American honors joining players like Deion Sanders, LeRoy Butler and Terrell Buckley...the All-Atlantic Coast Conference first-team selection started 13 games at cornerback in 2013 ranked second on the team with a career-high 69 tackles, as he led the league's defensive backs with 5.5 sacks for minus 54 yards and seven stops for losses totaling 57 yards finished fourth in the league with three forced fumbles and was credited with three quarterback pressures had four pass deflections, along with a pair of interceptions for 20 yards in returns added 110 yards on five kickoff returns (22.0 avg)...was the unquestioned leader on the nation's top-ranked pass defense...started all 14 games at strong safety in 2012, helping Florida State's defense lead the nation in yards allowed per play (3.86), rank second nationally in total defense (254.14 ypg)...garnered All-ACC second-team honors in 2011, after he took over free safety duties, starting all 13 games named the most improved player on defense and a winner of the Bob Crenshaw Award at the team's annual banquet...recognized for his work in the classroom with one of eight sophomore academic awards and at the annual team banquet a true freshman boundary cornerback in 2010, played in all 14 games and finished with 23 tackles (18 solos), two pass break-ups and one interception.

PERSONAL: Attended Southwest Miami (Fla.) High School, where he played three seasons on the varsity at linebacker and defensive back as well as wide receiver and kick returner as a sophomore, he had more than 100 tackles and accounted for more than 1,000 yards on offense In his junior year, he recorded 112 tackles, four sacks and an interception that season, Joyner also scored five touchdowns on special teams - four via kickoffs and one on a punt return Offensively, he had 17 receptions for 482 yards and seven touch-downs decided to transfer to St. Thomas Aquinas High School in Fort Lauderdale, Fla., a private school and football powerhouse coached by George Smith for his senior season, contributed as a shut-down cornerback, recording only 14 tackles (12 solos) as opponents stayed away from his side of the field also starred on special teams, as he averaged 39.6 yards per return and managed to return three kickoffs for scores on offense, he recorded 1,090 all-purpose yards on just 79 touches, scoring four rushing and four receiving touchdowns Earned the National Defensive Player of the Year award by USA Today, becoming the fourth USA Today National Defensive Player of the Year to sign with Florida State, joining Derrick Brooks, David Warren and Antonio Cromartie regarded as a five-star recruit by Rivals.com, and ranked as the best cornerback prospect in his class...a Business major...born in Miami, Florida...participated in numerous community events, including Coach Fisher & Friends Celebrity Softball game, 6th Annual Playground Build at Marygrove, St. Louis Rams Training Academy Youth Camp, United Way Kickoff for Charity Luncheon and the All-Community Team Ticket program.

LAMARCUS JOYNER NFL STATISTICS

REGULAR SEASON

Year	Team	G/S	Tackles		Asst	Sk	Yds	Interceptions			TD	PD	Fumbles		Yds
			Total	Solo				Int	Yds	Lg			FF	FR	
2014	RAMS	10/1	48	33	15	1.0	6.0	0	0	0	0	3	0	0	0
2015	RAMS	16/5	81	70	11	2.0	11.0	0	0	0	0	6	0	1	0
Total		26/6	129	103	26	3.0	17.0	0	0	0	0	9	0	1	0

ADDITIONAL CAREER STATISTICS: Special teams tackles: RAMS 2014 (3).

SINGLE GAME HIGHS

Total Tackles – 11, at Kansas City (10/26/14)

Solo Tackles – 10, at Kansas City (10/26/14)

LAMARCUS JOYNER GAME-BY-GAME STATISTICS

2015 ST. LOUIS RAMS

Game	W/L	P/S	T	S	A	Sk	Yds	Int	Yds	Lg	TD	PD	FF	FR	Yds
SEA 9/13	W	1/0	6	5	1	1.0	10.0	0	0	0	0	0	0	0	0
@WSH 9/20	L	1/0	4	4	0	0.0	0.0	0	0	0	0	0	0	0	0
PIT 9/27	L	1/1	6	6	0	0.0	0.0	0	0	0	0	0	0	0	0
@ARI 10/4	W	1/0	6	5	1	1.0	1.0	0	0	0	0	0	0	0	0
@GB 10/11	L	1/1	8	8	0	0.0	0.0	0	0	0	0	0	1	0	0
CLE 10/25	W	1/1	7	6	1	0.0	0.0	0	0	0	2	0	0	0	0
SF 11/1	W	1/0	5	4	1	0.0	0.0	0	0	0	0	0	0	0	0
@MIN 11/8	L	1/0	3	1	2	0.0	0.0	0	0	0	0	0	0	0	0
CHI 11/15	L	1/0	5	4	1	0.0	0.0	0	0	0	0	0	0	0	0
@BAL 11/22	L	1/0	5	5	0	0.0	0.0	0	0	0	0	0	0	0	0
@CIN 11/29	L	1/0	0	0	0	0.0	0.0	0	0	0	0	0	0	0	0
ARI 12/6	L	1/1	8	8	0	0.0	0.0	0	0	0	2	0	0	0	0
DET 12/13	W	1/0	3	2	1	0.0	0.0	0	0	0	1	0	0	0	0
TB 12/17	W	1/1	4	3	1	0.0	0.0	0	0	0	0	0	0	0	0
@SEA 12/27	W	1/1	3	2	1	0.0	0.0	0	0	0	1	0	0	0	0
@SF 1/3	L	1/0	8	7	1	0.0	0.0	0	0	0	0	0	0	0	0
TOTAL	7-9	16/5	81	70	11	2.0	11.0	0	0	0	6	0	1	0	0

2014 ST. LOUIS RAMS

Game	W/L	P/S	T	S	A	Sk	Yds	Int	Yds	Lg	TD	PD	FF	FR	Yds
MIN 9/7	L	1/0	2	2	0	0.0	0.0	0	0	0	0	0	0	0	0
@TB 9/14	W									Inactive					
DAL 9/21	L	1/0	4	2	2	0.0	0.0	0	0	0	0	0	0	0	0
PHI 10/5	L	1/0	8	5	3	0.0	0.0	0	0	0	0	2	0	0	0
SF 10/13	L	1/0	2	1	1	0.0	0.0	0	0	0	0	0	0	0	0
SEA 10/19	W	1/0	9	6	3	0.0	0.0	0	0	0	0	0	0	0	0
@KC 10/26	L	1/0	11	10	1	0.0	0.0	0	0	0	0	0	0	0	0
@SF 11/2	W	1/0	7	3	4	0.0	0.0	0	0	0	0	1	0	0	0
@ARI 11/9	L	1/0	0	0	0	0.0	0.0	0	0	0	0	0	0	0	0
DEN 11/16	W									Inactive					
@SD 11/23	L									Inactive					
OAK 11/30	W									Inactive					
@WAS 12/7	W									Inactive					
ARI 12/11	L									Inactive					
NYG 12/21	L	1/0	1	1	0	0.0	0.0	0	0	0	0	0	0	0	0
@SEA 12/28	L	1/1	4	3	1	1.0	6.0	0	0	0	0	0	0	0	0
TOTAL	5-10	10/1	48	33	15	1.0	6.0	0	0	0	0	3	0	0	0



17 | CASE KEENUM

Position:	Quarterback
Ht./Wt.	6-1/205
Birth Date:	2/17/88
College:	Houston
Hometown:	Abilene, Texas
Experience:	5th year (3rd Rams)
Acquired:	T(HOU)-'15

Career GP/GS (Playoffs): 16/15 (0/0)



TRANSACTIONS: Traded to the Rams (3/11/15) for a seventh round draft pick in 2015...acquired by Houston from the Rams practice squad (12/15/14)...added to the Rams practice squad (10/29/14), after being released (10/28/14)...acquired via waivers (9/1/14) by St. Louis, released by the Houston Texans (8/31/14)...re-signed by Texans (1/14/13)...signed to the Texans practice squad (9/1/12), after being released (8/31/12)...originally signed with Houston (5/14/12).

PRO: Has played in 16 games, started 15...threw for 828 yards on 76 completions, four touchdowns and one interception in six games during the 2015 season...completed 137 of 253 passes for a total of 1,760 yards and nine touchdown passes along with six interceptions during the 2013 season...threw 105 consecutive passes without an interception, the third-highest streak of consecutive passes without an interception in Texans franchise history...spent entire 2012 season on the Houston practice squad.

2015 SEASON: Started at quarterback in five games...did not play the first nine weeks of the season...finished the season with 828 passing yards on 76 completions...**at San Francisco (1/3/16):** Started at quarterback...notched 22 completions for 231 yards...rushed for two yards...**at Seattle (12/27):** Started at quarterback...threw for 103 yards on 14 completions and one touchdown...rushed for four yards...**vs. Tampa Bay (12/17):** Started at quarterback...completed 14 passes for a season-high 234 yards and two touchdowns...**vs. Detroit (12/13):** Started at quarterback...completed 14 passes for 124 yards...**at Baltimore (11/22):** Started first game at quarterback...completed 12 passes for 136 yards and a touchdown.

2014 SEASON: Declared inactive for six contests with the Rams, and did not play in one (at Tampa Bay, 9/14)...acquired by the Houston Texans from the Rams practice squad (12/15)...**vs. Baltimore (12/21):** Started at quarterback...completed 20-of-42 passes for 185...**vs. Jacksonville (12/28):** Started at quarterback...completed 25-of-35 passes for 250 yards and two touchdowns.

2013 SEASON: Played in eight games with eight starts...completed 137 passes for 1,760 yards and nine touchdowns along with six interceptions...inactive first six games of the season...**at Kansas City (10/20):** Made his first career start...completed 15 passes for 271 yards and a touchdown and added 10 yards on three carries...his 271 yards were the most yards by a Texans QB in their first career start...his 10.84 yards-per-attempt average was the third highest in a single game in team history...**vs. Indianapolis (11/3):** Completed 20 passes for 350 yards and three touchdowns...**at Arizona (11/10):** Set a Texans' franchise record for passing attempts in a game without an interception with 43...completed 22 passes for 201 yards and three touchdowns...**vs. New England (12/1):** Recorded his first career rushing touchdown on a 5-yard run.

2012 SEASON: Spent the entire season on the Houston practice squad.

COLLEGE: Finished his college career as the NCAA all-time leader in total passing yards (19,217) and passing touchdowns (155)...completed 69.4 percent of his passes in his college career at the University of Houston...was a two-time recipient of the Sammy Baugh Trophy (2009 and 2011) which is awarded annually to the nation's top passers...is one of only two players in NCAA history to record multiple 5,000-yard passing seasons...threw for a career-high 599 yards vs. Southern Miss in 2009.

PERSONAL: Attended Wylie High School in Abilene, Texas...passed for 6,783 yards and 48 touchdowns his senior season earning second-team All-State honors...posted a career win/loss record of 31-11 in 42 starts...also lettered in basketball and track.

CASE KEENUM NFL STATISTICS

REGULAR SEASON

Year	Team	G/S	Passing Att.	Cmp	Pct.	Yds	Yds/Att	TD	Int	Lg	Sk-Yds	Rtg.
2013	Houston	8/8	253	137	54.2	1,760	7.0	9	6	66	19-201	78.2
2014	Houston	2/2	77	45	58.4	435	5.6	2	2	35	3-15	72.2
2015	RAMS	6/5	125	76	60.8	828	6.6	4	1	60T	4-28	87.7
Total		16/15	455	258	56.7	3,023	6.6	15	9	66	26-244	79.8

Rushing

Year	Team	G/S	Att.	Yds.	Avg.	Lg	TD
2013	Houston	8/8	14	72	5.1	22	1
2014	Houston	2/2	10	35	3.5	13	0
2015	RAMS	5/4	12	5	0.4	4	0
Total		15/14	36	112	3.1	22	1

ADDITIONAL CAREER STATISTICS: Fumbles/Lost 6/2 (2013), 1/1 (2014) 2/1 (2015). **Total:** 9/4.

SINGLE GAME HIGHS

Attempts – 43, at Arizona (11/10/13)
 Completions – 25, vs. Jacksonville (12/28/14)
 Yards – 350, vs. Indianapolis (11/3/13)
 Percentage – 158.0, vs. Tampa Bay (12/17/15)
 Long - 66, vs. New England (12/1/13)
 Touchdowns – 3, twice, last at Arizona (11/10/13)

Rush – 6, vs. Jacksonville (12/28/14)
 Yards – 26, vs. Indianapolis (11/3/13)
 Long – 22, vs. Indianapolis (11/3/13)
 Touchdowns – 1, last at Baltimore (11/22/15)

CASE KEENUM GAME-BY-GAME STATISTICS

2015 ST. LOUIS RAMS

Game	W/L	P/S	Att	Cmp	Pct	Yds	Yds/ Att	TD	Int	Lg	Sk- Yds	Rtg
SEA 9/13	W					Did not play						
@WSH 9/20	L					Did not play						
PIT 9/27	L					Did not play						
@ARI 10/4	W					Did not play						
@GB 10/11	L					Did not play						
CLE 10/25	W					Did not play						
SF 11/1	W					Did not play						
@MIN 11/8	L					Did not play						
CHI 11/15	L	1/0	0	0	0.0	0	0.0	0	0	0	0-0	0.0
@BAL 11/22	L	1/1	26	12	46.2	136	5.2	1	0	30T	1-5	75.2
@CIN 11/29	L					Inactive						
ARI 12/6	L					Did not play						
DET 12/13	W	1/1	22	14	63.6	124	5.6	0	1	25	1-10	59.7
TB 12/17	W	1/1	17	14	82.4	234	13.8	2	0	60	2-13	158.0
@SEA 12/27	W	1/1	23	14	60.9	103	4.5	1	0	28	0-0	86.0
@SF 1/3	L	1/1	37	22	59.5	231	6.2	0	0	54	0-0	77.6
TOTALS	7-9	6/5	125	76	60.8	828	6.6	4	1	60T	4-28	87.7

2014 ST. LOUIS RAMS

Game	W/L	P/S	Att	Cmp	Pct	Yds	Yds/ Att	TD	Int	Lg	Sk- Yds	Rtg
MIN 9/7	L					Inactive						
@TB 9/14	W					Did not play						
DAL 9/21	L					Inactive						
PHI 10/5	L					Inactive						
SF 10/13	L					Inactive						
SEA 10/19	W					Inactive						
@KC 10/26	L					Inactive						
TOTALS	2-5	0/0	0	0	0.0	0	0.0	0	0	0	0-0	0.0

2014 HOUSTON TEXANS

Game	W/L	P/S	Att	Cmp	Pct	Yds	Yds/ Att	TD	Int	Lg	Sk- Yds	Rtg
Bal 12/21	W	1/1	42	20	47.6	185	4.4	0	1	35	0-0	50.2
JAC 12/28	W	1/1	35	25	71.4	250	7.14	2	1	34	3-15	98.5
TOTALS	2-0	2/2	77	45	58.4	435	5.7	2	2	35	3-15	72.2

2013 HOUSTON TEXANS

Game	W/L	P/S	Att	Cmp	Pct	Yds	Yds/ Att	TD	Int	Lg	Sk- Yds	Rtg
@SD 9/9	W					Inactive						
TEN 9/15	W					Inactive						
@BAL 9/22	L					Inactive						
SEA 9/29	L					Inactive						
@SF 10/6	L					Inactive						
STL 10/13	L					Inactive						
@KC 10/20	L	1/1	25	15	60.0	271	10.8	1	0	42	5-50	110.6
IND 11/3	L	1/1	34	20	58.8	350	10.3	3	0	62	1-10	123.4
@ARI 11/10	L	1/1	43	22	51.2	201	4.7	3	0	22	3-42	87.5
OAK 11/17	L	1/1	24	13	54.2	170	7.1	1	1	42	2-21	73.3
JAC 11/24	L	1/1	34	18	52.9	169	5.0	0	1	37	2-28	54.7
NE 12/1	L	1/1	30	15	60.0	272	9.1	0	1	66	1-8	67.6
@JAC 12/5	L	1/1	29	16	55.2	159	5.5	1	1	27	1-6	68.0
@IND 12/15	L	1/1	34	18	52.9	168	4.9	0	2	39	4-36	42.3
DEN 12/22	L					Inactive						
@TEN 12/29	L					Inactive						
TOTAL	2-14	18/8	253	137	54.2	1,760	7.0	9	6	66	19-201	78.2



88 | LANCE KENDRICKS

Position:	Tight End
Ht./Wt.	6-3/250
Birth Date:	1/30/88
College:	Wisconsin
Hometown:	Milwaukee, Wis.
Experience:	6th year (6th Rams)
Acquired:	02-2011 (47th)

Career GP/GS (Playoffs): 77/63 (0/0)



TRANSACTIONS: Signed contract extension with the Rams (3/11/15)...drafted in the second round (47th overall) in the 2011 NFL Draft by the St. Louis Rams.

PRO: Six-year pro has played in 77 games with 63 starts...recorded 154 career catches for 1,633 yards and 15 touchdowns in first five seasons...tallied five touchdowns in 2014, a single season career-high...set new career highs in catches (42) and receiving yards (519) in 2012.

2015 SEASON: Started at tight end in 12 games...finished the season with 25 receptions for 245 yards and two touchdowns... **at San Francisco (12/3/16):** Started at tight end...posted a season-high five receptions for 37 yards... **at Baltimore (11/22):** Started at tight end...caught two passes for 43 yards and a touchdown... **at Minnesota (11/08):** Started at tight end...tallied two catches for 25 yards... **vs. Seattle (9/13):** Started at tight end...caught two passes for 42 yards and a touchdown...the touchdown came on a 37-yard touchdown reception from QB Nick Foles with 0:53 seconds left in regulation play to tie the game and send it into overtime, which then resulted in a Rams, 34-31, victory.

2014 SEASON: Played in 16 games, started 14...hauled in a single-season high five touchdowns...caught 27 passes for 259 yards... **vs. Dallas (9/21):** Started at tight end...registered six receptions, a new personal single-game high, for 29 yards and his first touchdown of the season... **at Philadelphia (10/5):** Started at tight end...hauled in a 22-yard reception from QB Austin Davis...marked his longest reception since he tallied an 80 yard touchdown pass at Tampa Bay (12/23/12)... **vs. San Francisco (10/13):** Started at tight end...hauled in a 22-yard touchdown pass from Davis...marked his second score of the season, 10th career... **vs. Seattle (10/19):** Started at tight end...connected with Davis for a 4-yard touchdown reception, his third touchdown of the season... **at Kansas City (10/26):** Started at tight end...notched his fourth touchdown of the season...posted a touchdown in three consecutive games... **vs. New York Giants (12/21):** Started at tight end...connected with QB Shaun Hill in the endzone on a 23-yard pass...marked his fifth touchdown of the season.

2013 SEASON: Played in 15 games with 13 starts...hauled in 32 receptions for 258 yards and four touchdowns...Ed Block Courage Award recipient... **at Dallas (9/22):** Started at tight end...hauled in a career-high five receptions for 36 yards... **vs. San Francisco (9/26):** Started at tight end...caught his first touchdown pass of the season (fifth of his career) on a 6-yard pass from QB Sam Bradford... **vs. Jacksonville (10/6):** Started at tight end...caught his second touchdown pass of the season (sixth career) on a 16-yard pass from QB Sam Bradford...finished with four receptions for 37 yards... **at Houston (10/13):** Started at tight end...caught his third touchdown pass of the season (seventh career) on a 2-yard pass from QB Sam Bradford... **vs. New Orleans (12/15):** Started at tight end...caught a 4-yard touchdown pass for his fourth touchdown of the season and eighth of his career...tied a career high for touchdowns in a single season... **at Seattle (12/29):** Started at tight end...led the team with 54 yards receiving on five catches, including one for a season-long of 21 yards.

2012 SEASON: Tied for third among Rams with 42 receptions...set new career highs in catches (42) and receiving yards (519)...hauled in four touchdown passes... **vs. Arizona (10/4):** Caught a seven-yard touchdown pass, the first touchdown of his career... **at Miami (10/14):** Recorded season highs in catches (four) and receiving yards (40)... **vs. New England (10/28):** Tied for the team lead in receptions with four for 32 yards... **at San Francisco (11/11):** Caught three passes for a season-high 48 yards... **at Arizona (11/25):** Caught a 37-yard touchdown pass, the second-longest reception of his career... **vs. Minnesota (12/16):** Caught three passes for 35 yards and his third touchdown of the season... **at Tampa Bay (12/23):** Caught four passes for 119 yards and a touchdown...marked his first career 100-yard receiving game...recorded a career-long 80-yard reception for a touchdown...it was the longest reception in franchise history for a tight end.

2011 SEASON: Played in 15 games, registered 10 starts...caught 28 passes for 352 yards... **vs. Philadelphia (9/11):** Earned first career start in his NFL debut against the Eagles...caught one pass for 18 yards... **vs. Washington (10/2):** Started at tight end...tallied four catches for 33 yards... **at Green Bay (10/16):** Set a new career long with a 45-yard reception in the first quarter...totaled 71 yards, also a new career-high, on four receptions.

COLLEGE: Started 17 of 30 games at Wisconsin, catching 62 passes for 914 yards (14.7 yards per catch) and six touchdowns...added 98 yards on eight carries (12.3 yards per carry)...moved into 25th on the school's career-record list with 914 receiving yards, topping Paul Hubbard (909 yards, 2004-07)...registered 53 first down receptions...43 catches gained at least 10 yards, including 17 for 20 yards or longer...made 18 receptions inside the red zone...became the first Badger to receive Mackey Award National Tight End Player of the Week honors in consecutive games (vs. Arizona State and Austin Peay in 2010)...became the first Wisconsin tight end to record consecutive 100-yard receiving performances (131 vs. Arizona State and 103 vs. Austin Peay in 2010) since Travis Beckum first accomplished that feat in 2007 vs. Michigan State (132) and Illinois (161)...gained at

least 100 yards receiving in a game three times during his career...became just the third player in school history to total over 100 yards receiving in a bowl game, as he generated 128 yards vs. Miami in the 2009 Champs Sports Bowl...seven catches in the 2009 Champs Sports Bowl rank second to Pat Richter's eleven receptions in the 1963 Rose Bowl in the UW post-season record book...131 receiving yards vs. Arizona State in 2010 rank as the eighth-best game performance by a Wisconsin tight end (fourth-best in a regular season contest) and were the most by a player at his position since Beckum gained 160 yards vs. Illinois (10/06/2007).

PERSONAL: Attended Rufus King (Milwaukee, Wis.) High School...rated the second best overall prospect in the state by Rivals.com during his senior year...received a four-star prospect rating from that recruiting service, which also placed him 30th among the nation's receivers...rated as the nation's 12th best receiver by Scout.com, as the Prep Star All-American "Dream Team" selection was named to the ESPN Top 150 squad...added Super Prep All-American honors, as that service rated him the 12th-best overall prospect in the Midwest and the 14th-best receiver in the nation...placed 19th on the Detroit Free Press All-Midwest team, adding All-State honors as a senior and All-City accolades in each of his final two seasons...as junior and senior, chosen the Generals' Most Valuable Player and served as the squad's captain during his final campaign...also garnered All-Milwaukee City League recognition...recorded 102 receptions for 1,905 yards during his four-year football career...made 35 catches for 735 yards and 12 touchdowns while picking up 157 yards on 22 carries to lead his team to a 6-4 record and second place finish in the Milwaukee City League as a junior in 2004...had six interceptions as a defensive back during his junior campaign...generals matched that record again in 2005, as their team captain produced 42 receptions for 640 yards and 10 touchdowns in 2005...lettered four times in track, capturing the AUU championship in the triple jump in each of his four seasons...finished second in that event at the 2005 state championships after placing third the previous year...also competed for the school's basketball team one season and graduated with a 3.1 grade point average...economics major...son of Linda and Leon Kendricks...participated in numerous community events, including Coach Fisher's Celebrity Softball Game and the All-Community Team Ticket program - The Elite Eights.

LANCE KENDRICKS NFL STATISTICS

REGULAR SEASON

Year	Team	G/S	Receiving				Rushing				Lg	TD
			No	Yds	Avg	Lg	Att	Yds	Avg	Lg		
2011	RAMS	15/10	28	352	12.6	45	0	1	-8	-8	-8	0
2012	RAMS	16/14	42	519	12.4	80t	4	0	0	0	0	0
2013	RAMS	15/13	32	258	8.1	21	4	0	0	0	0	0
2014	RAMS	16/14	27	259	9.6	23t	5	0	0	0.0	0	0
2015	RAMS	15/12	25	245	9.8	37t	2	0	0	0.0	0	0
Total		77/63	154	1,633	10.6	80t	15	1	-8	-8	-8	0

ADDITIONAL CAREER STATISTICS: Caught one pass for 19 yards from P Johnny Hekker at San Francisco (11/11/12)...caught a pass from Sam Bradford for a two-point conversion vs. San Francisco (12/2/12).

SINGLE GAME HIGHS:

Receptions- 6, vs. Dallas (9/21/14)
 Reception Yards- 119, at Tampa Bay (12/23/12)
 Touchdowns- 1, many times, last at Baltimore (11/22/15)
 Longest Reception- 80t, at Tampa Bay (12/23/12)

LANCE KENDRICKS GAME-BY-GAME STATISTICS

2015 ST. LOUIS RAMS

Game	W/L	P/S	Receiving				Rushing				Lg	TD
			No	Yds	Avg	Lg	Att	Yds	Avg	Lg		
SEA 9/13	W	1/1	2	42	21.0	37t	1	0	0.0	0	0	0
@WSH 9/20	L	1/1	1	15	15.0	15	0	0	0.0	0	0	0
PIT 9/27	L	1/1	2	12	6.0	7	0	0	0.0	0	0	0
@ARI 10/4	W	1/0	0	0	0.0	0	0	0	0.0	0	0	0
@GB 10/11	L	1/1	2	16	8.0	12	0	0	0.0	0	0	0
CLE 10/25	W					Inactive						
SF 11/1	W	1/0	2	7	3.5	4	0	0	0.0	0	0	0
@MIN 11/8	L	1/1	2	25	12.5	20	0	0	0.0	0	0	0
CHI 11/15	L	1/1	1	4	4.0	4	0	0	0.0	0	0	0
@BAL 11/22	L	1/1	2	43	21.5	30t	1	0	0.0	0	0	0
@CIN 11/29	L	1/1	3	17	5.7	11	0	0	0.0	0	0	0
ARI 12/6	L	1/1	0	0	0.0	0	0	0	0.0	0	0	0
DET 12/13	W	1/0	0	0	0.0	0	0	0	0.0	0	0	0
TB 12/17	W	1/1	3	27	9.0	11	0	0	0.0	0	0	0
@SEA 12/27	W	1/1	0	0	0.0	0	0	0	0.0	0	0	0
@SF 1/3	L	1/1	5	37	7.4	12	0	0	0.0	0	0	0
TOTAL	7-9	15/12	25	245	9.8	37t	2	0	0.0	0	0	0

2014 ST. LOUIS RAMS

Game	W/L	P/S	Receiving				Rushing				Lg	TD
			No	Yds	Avg	Lg	Att	Yds	Avg	Lg		
MIN 9/7	L	1/1	2	12	6.0	9	0	0	0.0	0	0	0
@TB 9/14	W	1/1	3	25	8.3	13	0	0	0.0	0	0	0
DAL 9/21	L	1/1	6	29	4.8	10	1	0	0.0	0	0	0
PHI 10/5	L	1/1	1	22	22.0	22	0	0	0.0	0	0	0
SF 10/13	L	1/1	1	22	22.0	22t	1	0	0.0	0	0	0
SEA 10/19	W	1/1	2	17	8.5	13	1	0	0.0	0	0	0
@KC 10/26	L	1/1	1	1	1.0	1	1t	0	0.0	0	0	0
@SF 11/2	W	1/1	1	7	7.0	7	0	0	0.0	0	0	0
@ARI 11/9	L	1/0	2	30	15.0	18	0	0	0.0	0	0	0
DEN 11/16	W	1/1	2	5	2.5	8	0	0	0.0	0	0	0
@SD 11/23	L	1/1	1	16	16.0	16	0	0	0.0	0	0	0
OAK 11/30	W	1/1	0	0	0.0	0	0	0	0.0	0	0	0
@WAS 12/7	W	1/1	1	11	11.0	11	0	0	0.0	0	0	0
ARI 12/11	L	1/1	1	10	10.0	10	0	0	0.0	0	0	0
NYG 12/21	L	1/1	2	35	17.5	23t	1	0	0.0	0	0	0
@SEA 12/28	L	1/0	1	17	17.0	0	0	0	0.0	0	0	0
TOTAL	6-10	16/14	27	259	9.6	23t	5	0	0.0	0	0	0

LANCE KENDRICKS GAME-BY-GAME STATISTICS CONTINUED

2013 ST. LOUIS RAMS

Game	W/L	P/S	Receiving				Rushing					
			No	Yds	Avg	Lg	TD	Att	Yds	Avg	Lg	TD
ARI 9/8	W	1/1	3	25	8.3	10	0	0	0	0.0	0	0
@ATL 9/15	L	1/0	2	23	11.5	17	0	0	0	0.0	0	0
@DAL 9/22	L	1/1	5	36	7.2	18	0	0	0	0.0	0	0
SF 9/26	L	1/1	1	6	6.0	6t	1	0	0	0.0	0	0
JAC 10/6	W	1/1	4	37	9.3	16t	1	0	0	0.0	0	0
@HOU 10/13	W	1/1	1	2	2.0	2t	1	0	0	0.0	0	0
@CAR 10/20	L	1/1	2	7	3.5	4	0	0	0	0.0	0	0
SEA 10/28	L	1/1	2	23	11.5	18	0	0	0	0.0	0	0
TEN 11/3	L	1/0	3	13	4.3	13	0	0	0	0.0	0	0
@IND 11/10	W					Inactive						
CHI 11/24	W	1/1	0	0	0.0	0	0	0	0	0.0	0	0
@SF 12/1	L	1/1	0	0	0.0	0	0	0	0	0.0	0	0
@ARI 12/8	L	1/1	1	15	15.0	15	0	0	0	0.0	0	0
NO 12/15	W	1/1	2	13	6.5	9	1	0	0	0.0	0	0
TB 12/22	W	1/1	1	4	4.0	4	0	0	0	0.0	0	0
@SEA 12/29	L	1/1	5	54	10.8	21	0	0	0	0.0	0	0
TOTAL	7-9	15/13	32	258	8.1	21	4	0	0	0.0	0	0

2012 ST. LOUIS RAMS

Game	W/L	P/S	Receiving				Rushing					
			No	Yds	Avg	Lg	TD	Att	Yds	Avg	Lg	TD
@DET 9/9	L	1/1	2	16	8.0	8	0	0	0	0.0	0	0
WAS 9/16	W	1/0	2	25	12.5	14	0	0	0	0.0	0	0
@CHI 9/23	L	1/0	3	18	6.0	8	0	0	0	0.0	0	0
SEA 9/30	W	1/1	2	22	11.0	26	0	0	0	0.0	0	0
ARI 10/4	W	1/1	1	7	7.0	7	1	0	0	0.0	0	0
@MIA 10/14	L	1/1	4	40	10.0	23	0	0	0	0.0	0	0
GB 10/21	L	1/1	2	5	2.5	5	0	0	0	0.0	0	0
NE 10/28	L	1/1	4	32	8.0	11	0	0	0	0.0	0	0
@SF 11/11	T	1/1	3	48	16.0	19	0	0	0	0.0	0	0
NYJ 11/18	L	1/1	2	14	7.0	7	0	0	0	0.0	0	0
@ARI 11/25	W	1/1	1	37	37.0	37t	1	0	0	0.0	0	0
SF 12/2	W	1/1	3	32	10.7	20	0	0	0	0.0	0	0
@BUF 12/9	W	1/1	3	36	12.0	22	0	0	0	0.0	0	0
MIN 12/16	L	1/1	3	35	11.7	16	1	0	0	0.0	0	0
@TB 12/23	W	1/1	4	119	29.8	80t	1	0	0	0.0	0	0
@SEA 12/30	L	1/1	3	33	11.0	15	0	0	0	0.0	0	0
TOTAL	7-8-1	16/14	42	519	12.4	80t	4	0	0	0.0	0	0

2011 ST. LOUIS RAMS

Game	W-L	P/S	Receiving				Rushing					
			No	Yds	Avg	Lg	TD	Att	Yds	Avg	Lg	TD
PHI 9/11	L	1/1	1	18	18.0	18	0	0	0	0.0	0	0
@NYG 9/19	L	1/1	1	26	26.0	26	0	0	0	0.0	0	0
BAL 9/25	L	1/1	2	25	12.5	13	0	1	-8	-8.0	-8	0
WAS 10/2	L	1/1	4	33	8.3	11	0	0	0	0.0	0	0
@GB 10/16	L	1/0	4	71	17.8	45	0	0	0	0.0	0	0
@DAL 10/23	L	1/0	0	0	0.0	0	0	0	0	0.0	0	0
NO 10/30	W	1/0	1	2	2.0	2	0	0	0	0.0	0	0
@ARI 11/6	L	1/1	1	7	7.0	7	0	0	0	0.0	0	0
@CLE 11/13	W					Inactive						
SEA 11/20	L	1/0	2	21	10.5	13	0	0	0	0.0	0	0
ARI 11/27	L	1/1	3	37	12.3	24	0	0	0	0.0	0	0
@SF 12/4	L	1/1	0	0	0.0	0	0	0	0	0.0	0	0
@SEA 12/12	L	1/1	1	26	26.0	26	0	0	0	0.0	0	0
CIN 12/18	L	1/1	3	19	6.3	9	0	0	0	0.0	0	0
@PIT 12/24	L	1/1	2	13	6.5	7	0	0	0	0.0	0	0
SF 1/1/11	L	1/1	3	54	18.0	22	0	0	0	0.0	0	0
TOTALS	2-14	15/10	28	352	12.6	45	0	1	-8	-8.0	-8	0



58 | CORY LITTLETON

Position:	Linebacker
Ht./Wt.:	6-3/227
Birth Date:	11/18/93
College:	Washington
Hometown:	Spring Valley, Calif.
Experience:	Rookie
Acquired:	UDFA-2016

Career GP/GS (Playoffs): 0/0 (0/0)



TRANSACTIONS: Signed with the Los Angeles Rams as an undrafted free agent (5/6/16).

COLLEGE: Played in 49 games...registered 178 career tackles (100 solo), 12.0 sacks, six passes defended, three forced fumble, and two fumble recoveries...in 2015, started all 13 games...garnered 65 tackles (39 solo), 6.0 sacks, and two passes defended...named honorable mention All-Pac-12...finished 10th in the Pac-12 in sacks (6.0)...in 2014, played in all 14 games with four starts...collected 37 tackles (22 solo), 1.0 sack, one forced fumble, and one fumble recovery...in 2013, started all 13 games at defensive end...made 62 tackles, 5.0 sacks, two passes defended, one forced fumble and one fumble recovery...in 2012, played in nine games, had 14 tackles (six solo) and one forced fumble.

PERSONAL: Attended Mount Miguel High School...named first-team All-CIF San Diego Section and first-team All-East County as both a junior and senior at defensive end...as a senior, helped Mount Miguel to an 8-2 record and a berth in the quarterfinals of the CIF San Diego Section Division IV playoffs...also played basketball.



96 | MATT LONGACRE

Position: Defensive End
 Ht./Wt. 6-3/260
 Birth Date: 9/21/91
 College: Northwest Missouri State
 Hometown: Omaha, Neb.
 Experience: 2nd year (2nd Rams)
 Acquired: FA-2015

Career GP/GS (Playoffs): 5/0 (0/0)



TRANSACTIONS: Signed with the Rams as an undrafted free agent (5/7/15)...signed from practice squad to active roster (11/6/15).

PRO: Saw action in five games at defensive end in his rookie season.

2015 SEASON: Served as a practice squad player before being promoted to the active roster in Week 9...declared inactive for four games (12/27, 12/17, 12/13, 11/15)...finished his rookie season with 28 tackles...**at San Francisco (1/3/16):** Recorded seven tackles (two solo) and three quarterback pressures...**vs. Arizona (12/6):** Recorded two assisted tackles, one quarterback pressure and one quarterback hit...**at Cincinnati (11/29):** Tallied four tackles (two solo), one quarterback pressure and one quarterback hit...**at Baltimore (11/22):** Posted a career-high 10 tackles (five solo) and two quarterback hits...**at Minnesota (11/08):** Made his NFL debut at defensive end and recorded five tackles (four solo).

COLLEGE: Named MIAA Defensive Player of the Year, AFCA All-America and All-MIAA First Team as a senior in 2014...earned MIAA Defensive Player of the Year as a junior as well...appeared in 11 games as a senior and had 37 tackles, 10.5 tackles for loss, 7.0 sacks, 17 quarterback hurries, four pass breakups and one forced fumble...as a junior, named Don Hansen co-Defensive Player of the Year and First Team All-America and AP Little First Team All-America...named Defensive Scout Team Player of the Year during his redshirt season...Honorary captain of the 2009 Lincoln Journal Star Super-State team as a high school senior...earned first-team all-state honors by the Omaha World-Herald and the Lincoln Journal Star...helped lead the Wildcats to a state title in 2008 and a runner-up finish in 2009...also wrestled at 215 pounds.

MATT LONGACRE NFL STATISTICS

REGULAR SEASON

REGULAR SEASON																
Year	Team	G/S	Tackles				Yds	Interceptions				TD	PD	Fumbles		Yds
			Total	Solo	Asst	Sk		Int	Yds	Lg	FF			FR		
2015	RAMS	5/0	28	13	15	0.0	0.0	0	0	0	0	0	0	0	0	0
Total		5/0	28	13	15	0.0	0.0	0	0	0	0	0	0	0	0	0

ADDITIONAL CAREER STATISTICS: Special Teams Tackles: RAMS 2015 (0).

MATT LONGACRE GAME-BY-GAME STATISTICS

2015 ST. LOUIS RAMS

Game	W/L	P/S	T	S	A	Sk	Yds	Int	Yds	Lg	TD	PD	FF	FR	Yds
SEA 9/13	W														
@WAS 9/20	L														
PIT 9/27	L														
@ARI 10/4	W														
@GB 10/11	L														
CLE 10/25	W														
SF 11/1	W														
@MIN 11/8	L	1/0	5	4	1	0	0.0	0	0	0	0	0	0	0	0
CHI 11/15	L														
@BAL 11/22	L	1/0	10	5	5	0	0.0	0	0	0	0	0	0	0	0
@CIN 11/29	L	1/0	4	2	2	0	0.0	0	0	0	0	0	0	0	0
ARI 12/6	L	1/0	2	0	2	0	0.0	0	0	0	0	0	0	0	0
DET 12/13	W														
TB 12/17	W														
@SEA 12/27	W														
@SF 1/3	L	1/0	7	2	5	0	0.0	0	0	0	0	0	0	0	0
Total	7-9	5/0	28	13	15	0	0.0	0	0	0	0	0	0	0	0



14 | SEAN MANNION

Position: Quarterback
Ht./Wt. 6-5/233
Birth Date: 4/25/92
College: Oregon State
Hometown: Pleasanton, Calif.
Experience: 1st year (2nd Rams)
Acquired: D3B-2015 (89th)

Career GP/GS (Playoffs): 1/0 (0/0)



TRANSACTIONS: Selected by the Rams in the third round (89th overall) of the 2015 NFL Draft (5/1/15).

PRO: Played in one game during his rookie season.

2015 SEASON: at Cincinnati (11/29): Completed six passes for 31 yards in his NFL debut at quarterback...declared inactive for 15 games.

COLLEGE: Finished his career with 13,600 passing yards which ranks 8th in NCAA Division I history...that mark set the Pac-12 record for career passing yards...owns 18 OSU passing records...set OSU career passing touchdown record with 83; also ranks 7th in Pac-12 history...his 64.6 career completion percentage broke the school record...finished career with 43 starts, tied for 8th in OSU history...earned Pac-12 All-Conference Honorable Mention (2013, 2014)...named Pac-12 Offensive player of the Week four times in his career...earned Pac-12 All-Academic Honorable Mention (2014, 2013, 2012)...finished the 2014 season with 3,164 passing yards, the 10th-most prolific season in OSU history...won the 2014 Manning Passing Academy Air-It-Out Challenge...in 2013, tied for fourth in the nation for touchdowns passing (37), including a school record six against Colorado...second in the nation with 4,662 passing yards and passing yards per game (358.6)...set Pac-12 record with 4,662 passing yards in a season...finished tied for third in Pac-12 single season history and set OSU record with 37 touchdown passes...set OSU single season records with 400 completions and 603 pass attempts...named a Freshman All-American in 2011 by the Football Writers Association of America...set Oregon State record for attempts (66) in a single game...finished the season with 16 touchdown passes and one rushing...ended the season with 11 straight games of 200-plus yards passing, a feat matched only by Anderson (13 times in 2003) in the last decade...redshirted in 2010.

PERSONAL: Three-year starter and letterwinner in football at Foothill High School...finished high school career as the career passing leader at Foothill...Rivals four-star athlete and rated the 14th-best pro style quarterback in the nation...threw for 3,521 yards and 27 touchdowns as a senior – added three scores on the ground...set a Northern California prep record with 581 yards passing and five touchdowns in a game...led Foothill to the Northern California CIF playoffs...honorable mention All-East Bay and All-Metro as a junior...earned two letters as a pitcher for the baseball team and one letter as a center for the basketball team...born in San Jose, Calif...son of John and Inga Mannion...John is the head football coach at Silverton (Ore.) High School, accepted the position in the spring of 2010...graduated in December 2014 with a degree in liberal studies...pursuing a Master's degree in interdisciplinary studies with options in sociology, political science and history.

SEAN MANNION NFL STATISTICS

REGULAR SEASON

Year	School	G/S	Passing		Pct.	Yds	Yds/Att	TD	Int	Lg	Sk-Yds	Rtg.
2015	RAMS	1/0	Att.	Cmp	85.7	31	4.4	0	0	11	0-0	85.1
TOTAL		1/0	7	6	85.7	31	4.4	0	0	11	0-0	85.1

SEAN MANNION GAME-BY-GAME STATISTICS

2015 ST. LOUIS RAMS

Game	W/L	P/S	Att	Cmp	Pct	Yds	Yds/ Att	TD	Int	Lg	Sk- Yds	Rtg
SEA 9/13	W					Inactive						
@WSH 9/20	L					Inactive						
PIT 9/27	L					Inactive						
@ARI 10/4	W					Inactive						
@GB 10/11	L					Inactive						
CLE 10/25	W					Inactive						
SF 11/1	W					Inactive						
@MIN 11/8	L					Inactive						
CHI 11/15	L					Inactive						
@BAL 11/22	L					Inactive						
@CIN 11/29	L	1/0	7	6	85.7	31	4.4	0	0	11	0-0	85.1
ARI 12/6	L					Inactive						
DET 12/13	W					Inactive						
TB 12/17	W					Inactive						
@SEA 12/27	W					Inactive						
@SF 1/3	L					Inactive						
TOTALS	7-9	1/0	7	6	85.7	31	4.4	0	0	11	0-0	85.1



15 | BRADLEY MARQUEZ

Position: Wide Receiver
Ht./Wt. 5-10/196
Birth Date: 12/14/92
College: Texas Tech
Hometown: Odessa, Texas
Experience: 2nd year (2nd Rams)
Acquired: FA-2015

Career GP/GS (Playoffs): 16/1 (0/0)



TRANSACTIONS: Signed with the Rams as an undrafted free agent (5/7/15).

PRO: Played in all 16 games his rookie season, started one...key contributor on special teams...led the team with 15 tackles.

2015 SEASON: Saw action at wide receiver and special teams...finished the season with 13 receptions for 88 yards...**vs. Detroit (12/13):** Made his first NFL start at wide receiver...led the team in receiving yards with three catches for a career-high 32 yards...**vs. Arizona (12/6):** Saw action on offense and special teams...posted three receptions for 16 yards...led the team with two special teams tackles...**at Cincinnati (11/29):** Saw action on special teams and offense...recorded three receptions for 13 yards...**at Baltimore (11/22):** Saw action on special teams and offense...posted one special teams tackle...**vs Chicago (11/15):** Saw action on special teams and offense...tallied two receptions for 19 yards...also recorded two special teams tackles...**at Minnesota (11/08):** Saw action on special teams and offense...recorded one catch for three yards...posted one special teams tackle...**vs. San Francisco (11/01):** Saw action on special teams...led the team with two special teams tackles and currently leads the team in the category...caught his first NFL pass, a 5-yard reception from QB Nick Foles...**vs. Cleveland (10/25):** Saw action on special teams...posted one tackle...**at Arizona (10/4):** Saw action on special teams...recorded one special teams tackle, making that his fourth-consecutive week to have one or more special teams tackles...**vs. Pittsburgh (9/27):** Posted one tackle on special teams...**at Washington (9/20):** Saw action on special teams...led the team in special team tackles with four...**vs. Seattle (9/13):** Recorded one special teams tackle...recovered a 14-yard onside kick to the Seattle 49 yard line in overtime...that play set up the game winning drive.

COLLEGE: Appeared in 43 games and caught 155 passes for 1,866 yards and 17 touchdowns...two-time All-Big 12 Honorable Mention...three-time Academic All-Big 12 (1st Team)...NFLPA Collegiate Bowl participant...played in 12 games (11 starts) with 65 receptions, 821 receiving yards, 10 touchdowns as a senior...led Big 12 in receiving touchdowns and was fifth in receptions...as a junior, caught 49 passes for 633 yards and six touchdowns...as a senior at Odessa High, rushed for 2,210 yards and 29 touchdowns...two-time All-State selection in football and a state qualifier in track and field in 2011 (long jump)...selected by the New York Mets in the 2011 Major League Baseball First-Year Players Draft in the 16th round (Outfielder) with the No. 492 overall selection...an exercise and sport sciences major at Texas Tech.

PERSONAL: Played high school football, ran track, and played baseball at Odessa High School in Odessa, Texas...competed as a running back in football and shortstop in baseball...was ranked as a 4-star prospect by Scout.com and an All-American prospect by PrepStar College Recruiting...as a sophomore, Marquez would rush 203 times for 1,743 yards and 21 touchdowns, earning Associated Press All-State 2nd Team honors...as a junior, Marquez rushed 77 times for 492 yards before being sidelined by an elbow tendon tear...during his senior year, he accrued 2,210 rushing yards and 29 touchdowns, becoming the school's all-time leading rusher...accepted a scholarship to play football collegiately for Texas Tech...additionally, he was drafted by the New York Mets in the 16th round of the 2011 Major League Baseball Draft...arranged a two-sport deal which allowed him to attend Texas Tech to play football while playing baseball for the Kingsport Mets in the spring...his first season in the minors was cut short by a quadriceps injury...son of Veronica Marquez and Brad Givens.

BRADLEY MARQUEZ NFL STATISTICS

REGULAR SEASON												
Year	Team	G/S	Receiving		Avg	Lg	TD	Rushing		Avg	Lg	TD
			No	Yds				Att	Yds			
2015	RAMS	16/1	13	88	6.8	14	0	0	0	0.0	0	0
Total		16/1	13	88	6.8	14	0	0	0	0	0	0

ADDITIONAL CAREER STATISTICS: Special Teams Tackles: RAMS 2015 (15).



25^{TJ.} MCDONALD

Position:	Safety
Ht./Wt.	6-2/217
Birth Date:	1/26/91
College:	USC
Hometown:	Fresno, Calif.
Experience:	4th year (4th Rams)
Acquired:	D3A-2013 (71st)

Career GP/GS (Playoffs): 37/37 (0/0)



TRANSACTIONS: Selected by the Rams in the third round (71st overall) of the 2013 NFL Draft (4/26/13).

PRO: Fourth-year pro has started in 37 games...tallied a blocked punt and a blocked field goal at Tampa Bay (9/14/14), marked the first time the Rams have blocked two kicks in a game since Dec. 2, 1979.

2015 SEASON: Finished the season with 80 tackles, 1.0 sack and three passes defended before being placed on reserve/injured (12/11)...**vs. Arizona (12/6):** Started at safety...tallied seven tackles (five solo) and one quarterback pressure...**at Baltimore (11/22):** Started at safety...recorded eight tackles (five solo) and one pass defended...**vs. Chicago (11/15):** Started at safety...tallied six tackles (five solo) and one pass defended...**vs. San Francisco (11/01):** Started at safety...recorded four tackles (three solo) and one special teams tackle...**vs. Cleveland (10/25):** Started at safety...posted eight tackles (six solo)...also had one forced fumble...**at Green Bay (10/11):** Started at safety...led the team in tackles with 10 (seven solo)...**at Arizona (10/4):** Started at safety...recorded six tackles (five solo)...also notched 1.0 sack for six yards...**vs. Pittsburgh (9/27):** Started at safety...tallied eight tackles (five solo)...**at Washington (9/20):** Started at safety...notched seven tackles (four solo)...also recovered a fumble...**vs. Seattle (9/13):** Started at safety...recorded 10 tackles (six solo).

2014 SEASON: Started all 16 games...led the Rams' secondary in tackles with 136...registered his first 100-plus tackle season...**at Tampa Bay (9/14):** Blocked a punt from P Michael Koenen for the Rams to take over at the Tampa Bay 25-yard line...the last time the Rams blocked a punt was former TE Matthew Mulligan (S.Rocca) vs. Washington (9/16/12)...blocked a K Patrick Murray 24-yard field goal attempt...the last time the Rams blocked a field goal was in 2013 when DT Michael Brockers blocked a Saints K Garrett Hartley field goal attempt (12/15/13)...LB Ray Ray Armstrong recovered the kick and returned it 20 yards, the play kept points off the board for Tampa and helped set up one of two field goals in the fourth quarter for the Rams...the last time the Rams blocked a punt and a field goal in the same game was December 2, 1979... also split the team lead in tackles with LB James Laurinaitis, each with nine...one of which for McDonald was the final tackle of the game on WR Mike Evans to end the game...**at Philadelphia (10/5):** Registered a career-high 17 tackles (14 solo)...**vs. San Francisco (10/13):** Tallied 12 tackles (seven solo)...recorded one quarterback pressure...**at Arizona (11/9):** Recorded his first sack of the season on QB Carson Palmer for a loss of eight yards, marked his second career sack...split the team lead in tackles with LB Alec Ogletree, each with 12 (nine solo)...added a tackle on special teams...**at Washington (12/7):** Intercepted QB Colt McCoy at the St. Louis 2-yard line and returned it 20 yards...marked his first interception of the season and second career...also had six tackles (five solo) and one pass defended...**vs. Arizona (12/11):** Notched 10 tackles (nine solo) and one pass defended...**vs. New York Giants (12/21):** Sacked QB Eli Manning...marked his second sack of the season, third career...also tallied 10 tackles (nine solo)...**at Seattle (12/28):** Notched 10 tackles (five solo) and one fumble recovery.

2013 SEASON: Played in 10 games, started 10...spent six weeks on injured/reserve designated to return...recorded 56 tackles (43 solo), one sack, one interception and three passes defended...**vs. Arizona (9/8):** Earned the start at strong safety in his first NFL game...played all 70 snaps on defense...recorded seven tackles...**at Dallas (9/22):** Recorded tackles (eight solo), one tackle for loss, and one pass defended... **vs. San Francisco (9/26):** Recorded two solo tackles...left game with a leg injury...placed on reserve-injured designated to return list (9/27/13)...**vs. Chicago (11/24):** Activated from the reserve-injured designated to return list (11/23/13)...recorded three solo tackles...**at San Francisco (12/1):** Recorded eight tackles (three solo)...also added one pass defended...**at Arizona (12/8):** Recorded a season-high nine tackles (six solo)...**vs. New Orleans (12/15):** Recorded his first career interception when he picked off Saints QB Drew Brees...added five tackles (four solo)...**vs. Tampa Bay (12/22):** Recorded four tackles (three solo)...dropped Buccaneers QB Mike Glennon for a nine-yard loss and his first career sack.

COLLEGE: First-team All-American McDonald started 36-of-50 games at free safety during his Southern California career, recording 275 tackles (151 solo), two sacks for minus 18 yards and twelve stops for losses of 37 yards...selected as the Trojans Defensive Perimeter Player of the Year in each of his final two seasons...two-time team captain...semifinalist for the Thorpe Award and quarter-finalist for the Lott Trophy...earned All-American second-team honors from The NFL Draft Report and was a Sports Illustrated honorable mention...named All-Pac-12 Conference second-team by the league's coaches and first-team by Phil Steele and College Football News...became USC's 11th two-time Trojan captain and joined his father, Tim McDonald (USC's captain in 1986), as the only father-son captains in Trojan history...voted USC's Most Inspirational Player and was named the Defensive Perimeter Player of the Year...Senior Bowl invitee ranked fifth in the nation with a career-high 112 tackles (54 solos) that included a 10-yard sack and 6.5 stops for minus 19 yards...blocked a kick for the third consecutive year and deflected three passes while also recording one interception...his 112 tackles in 2012 were the most by a Trojan since Troy Polamalu's 118 in 2001.

PERSONAL: Earned multiple accolades as a high school senior, including Super Prep All-American and All-County/Metro Athletic Conference Defensive MVP at Edison High in Fresno, Calif...father Tim McDonald was his high school head coach...his father played 13 NFL seasons with Cardinals and 49ers...brother, Tevin, is a junior cornerback at Eastern Washington...initials stand for Tim Jr...along with 15 USC teammates, spent five days in Haiti in the spring of 2012 building homes and assisting those in need...communications major...participated in numerous community events, including Make-A-Wish Celebrity Server dinner, Coach Fisher's Celebrity Softball game, the 6th Annual Playground Build at Marygrove and the All-Community Team ticket program - T-Mac Attack.

T.J. McDONALD NFL STATISTICS

REGULAR SEASON

REGULAR SEASON																
Year	Team	G/S	Tackles		Asst	Sk	Yds	Interceptions			TD	Fumbles				Yds
			Total	Solo				Int	Yds	Lg		PD	FF	FR		
2013	RAMS	10/10	56	43	13	1.0	9.0	1	-2	0	0	3	0	0	0	
2014	RAMS	16/16	136	98	38	2.0	13.0	1	20	20	0	8	0	1	0	
2015	RAMS	11/11	80	55	25	1.0	6.0	0	0	0	0	3	1	1	0	
Total		37/37	272	196	76	4.0	28.0	2	18	20	0	14	1	2	0	

ADDITIONAL CAREER STATISTICS: Blocked a punt (M.Koenen) and field goal (P.Murray) at Tampa Bay (9/14/14).
Special Teams Tackles: RAMS 2015 (1).

SINGLE GAME HIGHS

Total Tackles – 17, at Philadelphia (10/5/14)
Solo Tackles – 14, at Philadelphia (10/5/14)
Interceptions – 1, two times, last at Washington (12/7/14)
Pass Defensed- 3, vs. Oakland (11/30/14)

T.J. McDONALD GAME-BY-GAME STATISTICS

2015 ST. LOUIS RAMS

Game	W/L	P/S	T	S	A	Sk	Yds	Int	Yds	Lg	TD	PD	FF	FR	Yds
SEA 9/13	W	1/1	10	6	4	0.0	0.0	0	0	0	0	1	0	0	0
@WSH 9/20	L	1/1	7	4	3	0.0	0.0	0	0	0	0	0	0	1	0
PIT 9/27	L	1/1	7	4	3	0.0	0.0	0	0	0	0	0	0	0	0
@ARI 10/4	W	1/1	6	5	1	1.0	6.0	0	0	0	0	0	0	0	0
@GB 10/11	L	1/1	10	7	3	0.0	0.0	0	0	0	0	0	0	0	0
CLE 10/25	W	1/1	8	6	2	0.0	0.0	0	0	0	0	0	1	0	0
SF 11/1	W	1/1	4	3	1	0.0	0.0	0	0	0	0	0	0	0	0
@MIN 11/8	L					Inactive									
CHI 11/15	L	1/1	6	5	1	0.0	0.0	0	0	0	0	1	0	0	0
@BAL 11/22	L	1/1	8	5	3	0.0	0.0	0	0	0	0	1	0	0	0
@CIN 11/29	L	1/1	6	4	2	0.0	0.0	0	0	0	0	0	0	0	0
ARI 12/6	L	1/1	7	5	2	0.0	0.0	0	0	0	0	0	0	0	0
DET 12/13	W					Reserve/Injured	(12/11)								
TB 12/17	W					Reserve/Injured	(12/11)								
@SEA 12/27	W					Reserve/Injured	(12/11)								
@SF 1/3	L					Reserve/Injured	(12/11)								
TOTAL	7-9	11/11	80	55	25	1.0	6.0	0	0	0	0	3	1	1	0

2014 ST. LOUIS RAMS

Game	W/L	P/S	T	S	A	Sk	Yds	Int	Yds	Lg	TD	PD	FF	FR	Yds
MIN 9/7	L	1/1	8	6	2	0.0	0.0	0	0	0	0	1	0	0	0
@TB 9/14	W	1/1	9	6	3	0.0	0.0	0	0	0	0	0	0	0	0
DAL 9/21	L	1/1	5	3	2	0.0	0.0	0	0	0	0	0	0	0	0
PHI 10/5	L	1/1	17	14	3	0.0	0.0	0	0	0	0	0	0	0	0
SF 10/13	L	1/1	12	7	5	0.0	0.0	0	0	0	0	0	0	0	0
SEA 10/19	W	1/1	5	2	3	0.0	0.0	0	0	0	0	0	0	0	0
@KC 10/26	L	1/1	8	6	2	0.0	0.0	0	0	0	0	0	0	0	0
@SF 11/2	W	1/1	6	4	2	0.0	0.0	0	0	0	0	0	0	0	0
@ARI 11/9	L	1/1	12	9	3	1.0	8.0	0	0	0	0	0	0	0	0
DEN 11/16	W	1/1	5	4	1	0.0	0.0	0	0	0	0	3	0	0	0
@SD 11/23	L	1/1	6	5	1	0.0	0.0	0	0	0	0	0	0	0	0
OAK 11/30	W	1/1	7	4	3	0.0	0.0	0	0	0	0	2	0	0	0
@WAS 12/7	W	1/1	6	5	1	0.0	0.0	1	20	20	0	1	0	0	0
ARI 12/11	L	1/1	10	9	1	0.0	0.0	0	0	0	0	1	0	0	0
NYG 12/21	L	1/1	10	9	1	1.0	5.0	0	0	0	0	0	0	0	0
@SEA 12/28	L	1/1	10	5	5	0.0	0.0	0	0	0	0	0	0	1	0
TOTAL	6-10	16/16	136	98	38	2.0	13.0	1	20	20	0	8	0	1	0

2013 ST. LOUIS RAMS

Game	W/L	P/S	T	S	A	Sk	Yds	Int	Yds	Lg	TD	PD	FF	FR	Yds
ARI 9/8	W	1/1	7	5	2	0.0	0.0	0	0	0	0	0	0	0	0
@ATL 9/15	L	1/1	5	4	1	0.0	0.0	0	0	0	0	1	0	0	0
@DAL 9/22	L	1/1	9	8	1	0.0	0.0	0	0	0	0	1	0	0	0
SF 9/26	L	1/1	2	2	0	0.0	0.0	0	0	0	0	0	0	0	0
JAC 10/6	W					Reserve-Injured									
@HOU 10/13	W					Reserve-Injured									
@CAR 10/20	L					Reserve-Injured									
SEA 10/28	L					Reserve-Injured									
TEN 11/3	L					Reserve-Injured									
@IND 11/10	W					Reserve-Injured									
CHI 11/24	W	1/1	3	3	0	0.0	0.0	0	0	0	0	0	0	0	0
@SF 12/1	L	1/1	8	5	3	0.0	0.0	0	0	0	0	1	0	0	0
@ARI 12/8	L	1/1	9	6	3	0.0	0.0	0	0	0	0	0	0	0	0
NO 12/15	W	1/1	5	4	1	0.0	0.0	1	-2	-2	0	0	0	0	0
TB 12/22	W	1/1	4	3	1	1.0	9.0	0	0	0	0	0	0	0	0
@SEA 12/29	L	1/1	4	3	1	0.0	0.0	0	0	0	0	0	0	0	0
TOTAL	7-9	10/10	56	43	13	1.0	9.0	1	-2	-2	0	3	0	0	0



44 | JAKE McQUAIDE

Position:	Long Snapper
Ht./Wt.	6-2/244
Birth Date:	12/7/87
College:	Ohio State
Hometown:	Cincinnati, Ohio
Experience:	6th year (6th Rams)
Acquired:	FA-2011

Career GP/GS (Playoffs): 80/0 (0/0)



TRANSACTIONS: Signed with the Rams (7/27/11)...signed a four-year contract extension in July 2013 to extend his contract into 2017.

PRO: Sixth-year pro has played in all 80 games of his career...tallied 732 clean snaps through first five seasons...has made eight tackles on special teams.

2015 SEASON: Played in all 16 games...posted 157 snaps on the season, tallying a season-high 13 snaps and one special teams tackle...**at San Francisco (1/3/16):** Recorded 11 snaps...**at Seattle (12/27):** Posted 10 clean snaps...**vs. Tampa Bay (12/17):** Recorded nine clean snaps for the third consecutive week...**at Cincinnati (11/29):** Recorded six snaps and one special teams tackle...**at Baltimore (11/22):** Posted 11 snaps...**at Minnesota (11/08):** Tallied 13 snaps...**vs. San Francisco (11/01):** Recorded 12 snaps...**vs. Cleveland (10/25):** Tallied 11 snaps...**at Green Bay (10/11):** Posted 9 clean snaps...**at Arizona (10/4):** Recorded 11 clean snaps...**vs. Pittsburgh (9/27):** Registered six clean snaps...**at Washington (9/20):** Notched 12 clean snaps...**vs. Seattle (9/13):** Recorded nine snaps.

2014 SEASON: Registered 145 clean snaps... **vs. Denver (11/16):** Recorded 12 clean snaps...**vs. Oakland (11/30):** Notched a career-high 14 clean snaps...**vs. Arizona (12/11):** Tallied 10 clean snaps.

2013 SEASON: Played in 16 games...notched 141 clean snaps...**vs. San Francisco (9/26):** Recorded a then career-high 13 clean snaps...**vs. Jacksonville (10/6):** Registered 13 clean snaps for the second consecutive week...**at Indianapolis (11/10):** Recorded 11 clean snaps.

2012 SEASON: Recorded 139 consecutive clean snaps...had four special teams tackles...**at Arizona (11/25):** Tallied 12 clean snaps...**vs. San Francisco (12/2):** Registered 12 clean snaps...**at Buffalo (12/9):** Tallied eight clean snaps...recorded one tackle on special teams.

2011 SEASON: Recorded 150 consecutive clean snaps...notched two special teams tackles...**vs. New Orleans (10/30):** Tallied 12 clean snaps...**vs. Seattle (11/20):** Made 11 clean snaps...**vs. Arizona (11/27):** Recorded 12 clean snaps...**at San Francisco (12/4):** Recorded eight clean snaps...made one special teams tackle...**vs. Cincinnati (12/18):** Tallied 11 clean snaps...added one special teams tackle.

COLLEGE: Originally a walk on at Ohio State...handled long-snapping duties for three years...Special Teams Player of the Week vs. Purdue...received his bachelor's degree in December...academic all-Big Ten...John Galbreath award for academic excellence...NFF Hampshire Honor Society...EE All Star Game as a senior...won Top Ten Tenacious three times as a junior...earned a scholarship beginning in the autumn quarter of his junior year...rotated with Dimitrios Makridis and Jackson Haas on long and short snaps for the Big Ten champions during his freshman year...redshirted as a freshman.

PERSONAL: Tight end who had 10 catches for 125 yards as a senior at Elder High in Cincinnati...had no unplayable snaps as a junior or senior...earned the Mr. ZIP award for basketball at Elder...National Honor Society...Student Council communications officer...son of Bev and Kevin McQuaide...has two sisters, Maureen and Katie...married to Abby, and they have a daughter, Quinn...2008-09 Big Ten all-academic...an aeronautical and astronautical engineering major...married wife Abby on March 17, 2012...participated in many community events, including Make-A-Wish Celebrity Server dinner, Taste of the NFL, Love Your Melon Distribution event at Mercy, 6th Annual Playground Build at Marygrove and the All-Community Team Ticket program - 4th Down Fan Club.

MCQUAIDE'S CAREER SNAP STATISTICS: RAMS: 2015 (157), 2014 (145), 2013 (141), 2012 (139), 2011 (150). **TOTAL: 732.**



72 | PACE MURPHY

Position:	Tackle
Ht./Wt.:	6-6/308
Birth Date:	3/2/94
College:	NW Louisiana
Hometown:	Houston, Texas
Experience:	Rookie
Acquired:	UDFA-2016

Career GP/GS (Playoffs): 0/0 (0/0)



TRANSACTIONS: Signed with the Los Angeles Rams as an undrafted free agent (5/6/16).

COLLEGE: Made 31 career starts 2015 All-Southland Conference (Second Team), Academic All-Southland Conference, Louisiana Sports Writers Association All-Louisiana College Football Team, second-team Offensive Tackle...was the Demons' top-graded offensive lineman 17 times in his last 23 games in 2015, started all 11 games and was NSU's best offensive lineman for the second straight season helped the Demons average 442 yards in their last seven games elected as one of four permanent team captains for the 2015 Demons had a perfect 4.0 GPA in his final fall of college football...in 2014, full-time starter in 12 games, graded as Demons' best offensive lineman...earned 2014 All-Southland Conference (Second Team), Louisiana Sports Writers Association All-Louisiana College Football Team (Second Team), Southland Conference Commissioner's Academic Honor Roll...Demons set 30 school records, 26 on offense...in 2013, started eight games, played in 12 in 2012, played in four games as a true freshman, as a backup.

PERSONAL: Attended Strake Jesuit College Prep High School...two-time second-team 19-5A All-District in football also a basketball standout co-captain of the football team as a senior three football letters, two in basketball also played golf and lacrosse member of the Extreme Anglers Club and played tuba in the band graduated with a 3.1 GPA...son of James and Dr. Kathleen Murphy father is a Texas state representative, mother is the faculty at the University of Texas Health Science Center in Houston one brother, Robert (23), a TCU graduate and an amateur golfer Pace graduated with a 3.21 GPA from the Louisiana Scholars' College, an accelerated Ivy League-style liberal arts program majored in ????



52 | ALEC OGLETREE

Position:	Linebacker
Ht./Wt.	6-2/245
Birth Date:	9/25/91
College:	Georgia
Hometown:	Newnan, Ga.
Experience:	4th year (4th Rams)
Acquired:	D1B-2013 (30th)

Career GP/GS (Playoffs): 36/36 (0/0)



TRANSACTIONS: Selected by St. Louis in the first round (30th overall) of the 2013 NFL Draft (4/25/13).

PRO: Led the team in tackles in his first two NFL seasons with 155 as a rookie in 2013 and 169 in 2014...notched a 98-yard interception-return for a touchdown, tied the NFL record for longest interception return by a linebacker, and the longest return by a rookie linebacker in league history...after obtaining the No. 30 overall pick in a trade with the Atlanta Falcons, St. Louis selected Ogletree, the 10th linebacker drafted by the team in the first round since 1937...became the first linebacker drafted in the first round by the Rams in over a decade...the last linebacker taken in the first round by the Rams was Robert Thomas of UCLA in 2002 (No. 31 overall)...has started 36 games of his three-year career.

2015 SEASON: Finished the season with 55 tackles and 2.0 sacks before being placed on injured reserve/designated to return **(10/26)...****at Arizona (10/4):** Started at strongside linebacker...led the team for a third-straight week with 11 tackles (11 solo)...left the game in the third quarter with an ankle injury...**vs. Pittsburgh (9/27):** Started at strongside linebacker...for a second-straight week, led the team with 15 tackles (12 solo) and 2.0 sacks...marked his first multi-sack game of his career...**at Washington (9/20):** Started at strongside linebacker...led the team in tackles with 18 (15 solo), for a new single-game high...the last time a Rams defender had 18 or more tackles was London Fletcher with 21 against San Francisco in 2001...**vs. Seattle (9/13):** Started at strongside linebacker...posted 11 tackles (eight solo).

2014 SEASON: Led the team in tackles for the second consecutive season with 169 (110 solo), for a new single season high...finished second on the team in passes defended (11) and forced fumbles (five)...started all 16 games...**vs. Dallas (9/21):** Split the team lead in tackles with LB James Laurinaitis with 14 (10 solo)...forced RB DeMarco Murray to fumble...the fumble was recovered by S Cody Davis at the St. Louis 35-yard line and led to a Rams touchdown...marked his first forced fumble and of the season...**at Philadelphia (10/5):** Forced RB LeSean McCoy to fumble, the fumble was recovered by CB E.J. Gaines...marked the second consecutive game that he forced a fumble on the opposing running back...he now has eight career forced fumbles...notched 12 tackles (11 solo)...**at Arizona (11/9):** Nabbed his first interception of the season, second of his career off of QB Carson Palmer and returned it 44 yards...split the team lead in tackles with S T.J. McDonald, each with 12 tackles (six solo)...also had two passes defended, a forced fumble and one hit on the quarterback...**vs. Denver (11/16):** Intercepted QB Peyton Manning...marked his second consecutive game with an interception, the first time he has accomplished the feat in back-to-back performances in his career...led the team in tackles with 12 (10 solo) and one pass defended...**at San Diego (11/23):** Registered 14 tackles (eight solo)...**vs. Oakland (11/30):** Notched 10 tackles (eight solo)...also forced a fumble and had two passes defended...**vs. Arizona (12/11):** Made 11 tackles (five solo)...added two passes defended...**vs. New York Giants (12/21):** Garnered 13 tackles (11 solo)...**at Seattle (12/28):** Registered 11 tackles (seven solo)...also caused RB Marshawn Lynch to fumble, which was recovered by S T.J. McDonald.

2013 SEASON: Played and started all 16 games...led the team in tackles with 155 (124 solo), 1.5 sacks, one interception returned 98 yards for a touchdown, seven passes defended and six forced fumbles...the 98-yard interception-return tied the NFL record for longest interception return by a linebacker, and the longest return by a rookie linebacker in league history...**vs. Arizona (9/8):** Earned his first career NFL start at linebacker...recorded a team-high 11 tackles (nine solo)...forced one fumble...**at Atlanta (9/15):** Recorded a team-high nine tackles (eight solo), including one tackle for loss...added two passes defended...**at Dallas (9/22):** Tied for a team-high 10 tackles (seven solo)...**vs. San Francisco (9/26):** Recorded 11 tackles (nine solo)...forced his second fumble of the season...**at Houston (10/13):** Recorded a team-high 11 tackles...forced his third fumble of the season...recorded his first career interception and touchdown when he picked off QB T.J. Yates and returned it 98 yards for the score...**vs. Chicago (11/24):** Led the team with a career-high 15 tackles (10 solo)...**at San Francisco (12/1):** Registered 12 tackles (nine solo), including two for loss...forced his fourth fumble of the season when he stripped 49ers RB Frank Gore in the third quarter...surpassed the century-mark in tackles in his rookie season...**at Arizona (12/8):** Tallied a team-high 12 tackles (10 solo), including one for loss...added his first career sack by dropping Cardinals QB Carson Palmer for a seven-yard loss...also had a quarterback pressure and a hit on the quarterback...**vs. New Orleans (12/15):** Notched a team-high 13 tackles (10 solo), including one for loss...added a pass defended...**vs. Tampa Bay (12/22):** Recorded a team-high 10 tackles (nine solo), including one for loss...forced two fumbles to increase his season total to six...added 0.5 sacks to push his season total to 1.5...**at Seattle (12/29):** Led the team with 11 tackles (eight solo), including two for loss...also added one quarterback hit.

COLLEGE: First-team All-Southeastern Conference choice by The NFL Draft Report, earning third-team honors from Phil Steele...named to the Southeastern Conference Freshman team by the league's coaches...also earned the team's Newcomer of the Year Award on defense...earned Athletic Director's Honor Roll distinction for the summer semester.

PERSONAL: Studied human development & family science at Georgia...twin brother of former teammate Alexander Ogletree, a fullback for the University of Georgia...played for Newnan High School head coach Mike McDonald...named Class AAAAA Defensive Player of the Year, to the All-Decade Team and received All-State first-team unanimous accolades...also selected by the Georgia Sports Writers Association as the state's Class AAAAA Defensive Player of the Year...was a starter on the basketball team and ran the 400-meter dash and the 4x100 relay and long jumped for the Cougars... participated in many community events, including Make-A-Wish Celebrity Server Dinner, Defensive Line Paintball Event to benefit St. Patrick Center, Coach Fisher & Friends Celebrity Softball game, and the All-Community Team Ticket program - Tree House.

ALEC OGLETREE NFL STATISTICS

REGULAR SEASON

Year	Team	G/S	Tackles		Asst	Sk	Yds	Interceptions			TD	PD	Fumbles		Yds
			Total	Solo				Int	Yds	Lg			FF	FR	
2013	RAMS	16/16	155	124	31	1.5	8.5	1	98	98t	1	7	6	0	0
2014	RAMS	16/16	169	110	59	0.0	0.0	2	44	44	0	11	5	0	0
2015	RAMS	4/4	55	46	9	2.0	9.0	0	0	0	0	0	0	0	0
Total		36/36	379	280	99	3.5	17.5	3	142	98t	1	18	11	0	0

SINGLE GAME HIGHS

Total Tackles – 18, at Washington (9/20/15)

Solo Tackles – 15, at Washington (9/20/15)

Sacks – 2.0, vs. Pittsburgh (9/27/15)

Interceptions – 1, many times, last vs. Denver (11/16/14)

Passes Defensed – 2, many times, last vs. Arizona (12/11/14)

ALEC OGLETREE GAME-BY-GAME STATISTICS

2015 ST. LOUIS RAMS

Game	W/L	P/S	T	S	A	Sk	Yds	Int	Yds	Lg	TD	PD	FF	FR	Yds
SEA 9/13	W	1/1	11	8	3	0	0.0	0	0	0	0	0	0	0	0
@WAS 9/20	L	1/1	18	15	3	0	0.0	0	0	0	0	0	0	0	0
PIT 9/27	L	1/1	15	12	3	2.0	9.0	0	0	0	0	0	0	0	0
@ARI 10/4	W	1/1	11	11	0	0	0.0	0	0	0	0	0	0	0	0
@GB 10/11	L					Inactive									
CLE 10/25	W					Inactive									
SF 11/1	W					Injured reserved/designated to return									
@ MIN 11/8	L					Injured reserve/designated to return									
CHI 11/15	L					Injured reserved/designated to return									
@BAL 11/22	L					Injured reserved/designated to return									
@CIN 11/29	L					Injured reserved/designated to return									
ARI 12/6	L					Injured reserved/designated to return									
DET 12/13	W					Injured reserved/designated to return									
TB 12/17	W					Injured reserved/designated to return									
@SEA 12/27	W					Injured reserved/designated to return									
@SF 1/3	L					Injured reserved/designated to return									
Total	7-9	4/4	55	46	9	2.0	9.0	0	0	0	0	0	0	0	0

2014 ST. LOUIS RAMS

Game	W/L	P/S	T	S	A	Sk	Yds	Int	Yds	Lg	TD	PD	FF	FR	Yds
MIN 9/7	L	1/1	7	4	3	0.0	5	0	0	0	0	1	0	0	0
@TB 9/14	W	1/1	8	5	3	0.0	0	0	0	0	0	0	0	0	0
DAL 9/21	L	1/1	14	10	4	0.0	0	0	0	0	0	0	1	0	0
PHI 10/5	L	1/1	12	11	1	0.0	0	0	0	0	0	0	0	1	0
SF 10/13	L	1/1	7	7	0	0.0	0	0	0	0	0	0	0	0	0
SEA 10/19	W	1/1	10	6	4	0.0	0	0	0	0	0	0	0	0	0
@KC 10/26	L	1/1	11	5	6	0.0	0	0	0	0	0	0	0	0	0
@SF 11/2	W	1/1	10	4	6	0.0	0	0	0	0	0	1	0	0	0
@ARI 11/9	L	1/1	12	6	6	0.0	0	1	44	44	0	2	1	0	0
DEN 11/16	W	1/1	12	10	2	0.0	0	1	0	0	0	1	0	0	0
@SD 11/23	L	1/1	14	8	6	0.0	0	0	0	0	0	0	0	0	0
OAK 11/30	W	1/1	10	8	2	0.0	0	0	0	0	0	2	1	0	0
@WAS 12/7	W	1/1	7	3	4	0.0	0	0	0	0	0	2	0	0	0
ARI 12/11	L	1/1	11	5	6	0.0	0	0	0	0	0	2	0	0	0
NYG 12/21	L	1/1	13	11	2	0.0	0	0	0	0	0	0	0	0	0
@SEA 12/28	L	1/1	11	7	4	0.0	0	0	0	0	0	0	1	0	0
TOTAL	6-10	16/16	169	110	59	0.0	0	2	44	44	0	11	5	0	0

2013 ST. LOUIS RAMS

Game	W/L	P/S	T	S	A	Sk	Yds	Int	Yds	Lg	TD	PD	FF	FR	Yds
ARI 9/8	W	1/1	11	9	2	0.0	0	0	0	0	0	1	0	0	0
@ATL 9/15	L	1/1	9	8	1	0.0	0	0	0	0	2	0	0	0	0
@DAL 9/22	L	1/1	10	7	3	0.0	0	0	0	0	0	0	0	0	0
SF 9/26	L	1/1	11	9	2	0.0	0	0	0	0	0	1	0	0	0
JAC 10/6	W	1/1	7	6	1	0.0	0	0	0	0	1	0	0	0	0
@HOU 10/13	W	1/1	11	10	1	0.0	0	1	98t	98t	1	0	1	0	0
@CAR 10/20	L	1/1	7	6	1	0.0	0	0	0	0	0	0	0	0	0
SEA 10/28	L	1/1	3	2	1	0.0	0	0	0	0	0	0	0	0	0
TEN 11/3	L	1/1	7	6	1	0.0	0	0	0	0	1	0	0	0	0
@IND 11/10	W	1/1	6	5	1	0.0	0	0	0	0	1	0	0	0	0
CHI 11/24	W	1/1	15	10	5	0.0	0	0	0	0	0	0	0	0	0
@SF 12/1	L	1/1	12	9	3	0.0	0	0	0	0	0	1	0	0	0
@ARI 12/8	L	1/1	12	10	2	1.0	7	0	0	0	0	1	0	0	0
NO 12/15	W	1/1	13	10	3	0.0	0	0	0	0	1	0	0	0	0
TB 12/22	W	1/1	10	9	1	0.5	1.5	0	0	0	0	2	0	0	0
@SEA 12/29	L	1/1	11	8	3	0.0	0	0	0	0	1	0	0	0	0
TOTAL	7-9	16/16	155	124	31	1.5	8.5	1	98t	98t	1	7	7	0	0



83 | BRIAN QUICK

Position:	Wide Receiver
Ht./Wt.:	6-3/218
Birth Date:	6/5/89
College:	Appalachian State
Hometown:	Columbia, S.C.
Experience:	5th year (5th Rams)
Acquired:	D2A-2012

Career GP/GS (Playoffs): 49/13 (0/0)



TRANSACTIONS: Placed on reserve/injured (10/29/14)...selected by St. Louis in the second round (33rd overall) of the 2012 NFL Draft (4/27/12).

PRO: Fifth-year pro has played in 49 career games with 13 starts...tallied 29 career catches for 458 yards and four touchdowns in first two seasons.

2015 SEASON: vs. Tampa Bay (12/17): Started at wide receiver...**vs Chicago (11/15):** Made one catch for 37 yards.

2014 SEASON: Started six-of-seven games played before being placed on reserve/injured (10/29)...racked up 25 catches for 375 yards for new season-highs in both categories...**vs. Minnesota (9/7):** Started at wide receiver...caught a team-leading seven passes for 99 yards, setting new personal bests in receptions and receiving yards..**at Tampa Bay (9/14):** Started at wide receiver...led the team in receptions and receiving yards for the second consecutive game...tallied seven receptions for 74 yards...**vs. Dallas (9/21):** Started at wide receiver...notched his first touchdown of the season (fifth career) on a 51-yard reception from QB Austin Davis...marks the longest offensive play of the season for the Rams...**at Philadelphia (10/5):** Started at wide receiver...connected with QB Austin Davis on an 8 yard touchdown reception for his second touchdown of the season...added a 5 yard touchdown reception for his first multi-touchdown game of his career...has surpassed his touchdown totals from '12 and '13 with three touchdowns on the season and seven career...finished the game with a team-leading five receptions for 87 yards...**at Kansas City (10/26):** Started at wide receiver...caught one pass for 10 yards...left the game with an arm injury and did not return.

2013 SEASON: Played in 16 games with four starts...caught 18 passes for 302 yards, including a long of 73 yards and two touchdowns...**at Houston (10/13):** Hauled in his first touchdown of the season, a four yard reception, marks the third of his career...**at Carolina (10/20):** Caught two passes for a career high 97 yards, including a long of 73, the team's longest play from scrimmage this season...**at San Francisco (12/1):** Caught three passes for 41 yards, including a long of 29...caught a three-yard touchdown pass...marks his second touchdown of the year, fourth career.

2012 SEASON: Caught 11 passes for 156 yards and two touchdowns...**at Detroit (9/9):** Played in his first career game...**vs. Seattle (9/30):** Caught first NFL reception for 19 yards from QB Sam Bradford...**vs. Green Bay (10/21):** Hauled in two receptions for 31 yards, including a season-long 22-yard reception...**vs. New England (10/28):** Caught a career-long 39-yard reception from QB Kellen Clemens...**at San Francisco (11/11):** Earned his first NFL start...hauled in a 36-yard touchdown pass from QB Sam Bradford on the first drive of the game, the catch marked his first career touchdown...**vs. Minnesota (12/16):** Hauled in two receptions for 12 yards, including one four-yard touchdown catch.

COLLEGE: Started 36-of-54 games...caught 202 passes for 3,418 yards and 31 touchdowns holds the school career-record with his 202 catches, topping the previous mark of 200 by DaVon Fowlkes (2001-04), as that total placed fifth on the Southern Conference all-time record chart his 3,418 receiving yards set another ASU record, as he joined Rick Beasley (3,124; 1978-80) as the only Mountaineers to gain over 3,000 yards receiving for a career one of only seven Southern Conference performers to reach 3,000 yards, finishing fourth in league annals established a school record with 31 touchdown catches, breaking the old mark of 25 scoring grabs by Bob Agle (1965-68), as Quick joined Andre Roberts of The Citadel (37; 2006-09) and Terrell Hudgins of Elon (52; 2006-09) as the only conference players to record at least 30 touchdown catches in a career His 1,096 receiving yards in 2011 rank fourth; 982 yards in 2009 rank sixth and 844 yards in 2010 rank 10th on the ASU season-record chart... Health Promotion major.

PERSONAL: Lettered in basketball at Ridge View (Columbia, S.C.) High School before lettering in football as a senior made the most of his first year of organized football since Little League, coming up with 885 receiving yards and 11 touchdowns as a senior...participated in the prestigious Shrine Bowl of the Carolinas, after earning All-State, All-Region and All-Area gridiron selections, in addition to being named the team's offensive MVP son of Shirley Quick and Jimmy Duncan born Brian Rumeal Quick resides in Columbia, South Carolina...participated in many community events, including the Taste of the NFL, Autism Speaks Family Fun Night, and the All-Community Team Ticket program - Quick's Pack.

BRIAN QUICK NFL STATISTICS

REGULAR SEASON

Year	Team	G/S	Receiving		Rushing		TD	Att	Yds	Avg	Lg	TD
			No	Yds	Avg	Lg						
2012	RAMS	15/1	11	156	14.2	39	2	0	0	0	0	0
2013	RAMS	16/5	18	302	16.8	73	2	0	0	0	0	0
2014	RAMS	7/6	25	375	15.0	51t	3	0	0	0	0	0
2015	RAMS	11/1	7	73	10.4	37	0	0	0	0	0	0
TOTALS		49/13	60	896	14.9	73	6	0	0	0	0	0

SINGLE GAME HIGHS

Receptions- 7, twice, last at Tampa Bay (9/14/14)

Reception Yards- 99, vs. Minnesota (9/7/14)

Touchdowns- 2, at Philadelphia (10/5/14)

Longest Recption- 73, at Carolina (11/24/13)

BRIAN QUICK GAME-BY-GAME STATISTICS

2015 ST. LOUIS RAMS

Game	W/L	P/S	Receiving				Rushing				TD
			No	Yds	Avg	Lg	Att	Yds	Avg	Lg	
SEA 9/13	W										
@WASH 9/20	L					Inactive					
PIT 9/27	L					Inactive					
@ARI 10/4	W	1/0	0	0	0.0	0	0	0	0	0	0
@GB 10/11	L	1/0	1	10	10.0	10	0	0	0	0	0
CLE 10/25	W	1/0	0	0	0.0	0	0	0	0	0	0
SF 11/1	W	1/0	1	5	5.0	5	0	0	0	0	0
@MIN 11/8	L	1/0	1	-1	-1.0	-1	0	0	0	0	0
CHI 11/15	L	1/0	1	37	37.0	37	0	0	0	0	0
@BAL 11/22	L	1/0	0	0	0.0	0	0	0	0	0	0
@CIN 11/29	L	1/0	2	8	4.0	5	0	0	0	0	0
ARI 12/6	L	1/0	1	14	14.0	14	0	0	0	0	0
DET 12/13	W	1/0	0	0	0.0	0	0	0	0	0	0
TB 12/17	W	1/1	0	0	0.0	0	0	0	0	0	0
@SEA 12/27	0/0	0/0	0	0	0.0	0	0	0	0	0	0
@SF 1/3/16	0/0	0/0	0	0	0.0	0	0	0	0	0	0
TOTAL	6-8	11/1	7	73	10.4	37	0	0	0	0	0

2014 ST. LOUIS RAMS

Game	W/L	P/S	Receiving				Rushing				TD
			No	Yds	Avg	Lg	Att	Yds	Avg	Lg	
MIN 9/7	L	1/1	7	99	14.1	23	0	0	0	0	0
@TB 9/14	W	1/1	7	74	10.6	16	0	0	0	0	0
DAL 9/21	L	1/1	2	62	31.0	51	1	0	0	0	0
@PHI 10/5	L	1/1	5	87	17.4	43	2	0	0	0	0
SF 10/13	L	1/0	1	10	10.0	10	0	0	0	0	0
SEA 10/19	W	1/1	2	33	16.5	19	0	0	0	0	0
@KC 10/26	L	1/1	1	10	10.0	10	0	0	0	0	0
@SF 11/2											
@ARI 11/9											
DEN 11/16											
@SD 11/23											
OAK 11/30											
@WAS 12/7											
ARI 12/11											
NYG 12/21											
@SEA 12/28											
TOTAL	2-5	7/6	25	375	15.0	51t	3	0	0	0	0

2013 ST. LOUIS RAMS

Game	W/L	P/S	Receiving				Rushing				TD
			No	Yds	Avg	Lg	Att	Yds	Avg	Lg	
ARI 9/8	W	1/0	1	16	16.0	16	0	0	0.0	0	0
@ATL 9/15	L	1/0	1	15	15.0	15	0	0	0.0	0	0
@DAL 9/22	L	1/0	1	7	7.0	7	0	0	0.0	0	0
SF 9/26	L	1/0	1	12	12.0	12	0	0	0.0	0	0
JAC 10/6	W	1/0	2	45	22.5	28	0	0	0.0	0	0
@HOU 10/13	W	1/1	1	4	4.0	4t	1	0	0.0	0	0
@CAR 10/20	L	1/1	2	97	48.5	73	0	0	0.0	0	0
SEA 10/28	L	1/0	0	0	0.0	0	0	0	0.0	0	0
TEN 11/3	L	1/0	2	30	15.0	20	0	0	0.0	0	0
@IND 11/10	W	1/1	0	0	0.0	0	0	0	0.0	0	0
CHI 11/24	W	1/0	2	19	9.5	16	0	0	0.0	0	0
@SF 12/1	L	1/0	3	41	13.7	29	1	0	0.0	0	0
@ARI 12/8	L	1/0	0	0	0.0	0	0	0	0.0	0	0
NO 12/15	W	1/0	0	0	0.0	0	0	0	0.0	0	0
TB 12/22	W	1/1	2	16	8.0	9	0	0	0.0	0	0
@SEA 12/29	L	1/0	0	0	0.0	0	0	0	0.0	0	0
TOTAL	7-9	16/4	18	302	16.8	73	2	0	0	0	0

2012 ST. LOUIS RAMS

Game	W/L	P/S	Receiving				Rushing				TD
			No	Yds	Avg	Lg	Att	Yds	Avg	Lg	
@DET 9/9	L	1/0	0	0	0.0	0	0	0	0	0	0
WAS 9/16	W	1/0	0	0	0.0	0	0	0	0	0	0
@CHI 9/23	L					Inactive					
SEA 9/30	W	1/0	1	19	19.0	19	0	0	0	0	0
ARI 10/4	W	1/0	0	0	0.0	0	0	0	0	0	0
@MIA 10/14	L	1/0	1	1	1.0	1	0	0	0	0	0
GB 10/21	L	1/0	2	31	15.6	22	0	0	0	0	0
NE 10/28	L	1/0	1	39	39.0	39	0	0	0	0	0
@SF 11/11	T	1/1	1	36t	36.0	36t	1	0	0	0	0
NYJ 11/18	L	1/0	1	9	9.0	9	0	0	0	0	0
@ARI 11/25	W	1/0	0	0	0.0	0	0	0	0	0	0
SF 12/2	W	1/0	1	3	3.0	3	0	0	0	0	0
@BUF 12/9	W	1/0	1	6	6.0	6	0	0	0	0	0
MIN 12/16	L	1/0	2	12	6.0	8	1	0	0	0	0
@TB 12/23	W	1/0	0	0	0.0	0	0	0	0	0	0
@SEA 12/30	L	1/0	0	0	0.0	0	0	0	0	0	0
TOTALS	7-8-1	15/1	11	156	14.2	39	2	0	0	0	0



94 | ROBERT QUINN

Position:	Defensive End
Ht./Wt.:	6-4/264
Birth Date:	5/18/90
Hometown:	Ladson, S.C.
Experience:	6th year (6th Rams)
Acquired:	D1-2011

Career GP/GS (Playoffs): 71/54 (0/0)



TRANSACTIONS: Re-signed with the Rams (9/13/14)...drafted in the first round (14th overall) in the 2011 NFL Draft by the St. Louis Rams.

PRO: Six-year pro has played in 71 games with 54 starts...named to the 2014 and 2015 Pro Bowls, earned team-captain honor in 2014...also earned First-Team All-Pro honors following the 2013 and 2014 seasons...named Pro Football Writers of America 2013 Defensive Player of the Year...notched 19.0 sacks during 2013 season, second-best in the NFL...2013 sack total set a new franchise record, topping Kevin Carter's 17.0 in 1999...posted career statistics of 178 tackles (113 solo), 45.0 sacks, seven passes defended, 15 forced fumbles and two fumble recoveries.

PRO BOWL



2015 SEASON: Notched 5.0 sacks in eight games before being placed on reserve/injured (12/17/15)...**vs. San Francisco (11/1):** Sacked QB Colin Kaepernick for five yards...also tallied two solo tackles and two passes defended...**at Green Bay (10/11):** Sacked QB Aaron Rodgers and made six tackles (five solo)...forced his league-leading third fumble of the season...**vs. Pittsburgh (9/27):** Recorded 1.0 sack for 11 yards and forced a fumble...leads the NFL in forced fumbles since 2013 with 14...also had one solo tackle...**at Washington (9/20):** Made five tackles (one solo) and forced a fumble...**vs. Seattle (9/13):** Started at defensive end...recorded 2.0 sacks for five yards...also made three tackles (two solo), two quarterback pressures and two hits on the quarterback.

2014 SEASON: Nominated to second-consecutive Pro Bowl and First-Team All-Pro honors...garnered 61 tackles (42 solo), 10.5 sacks, and led the team in forced fumbles with seven...marked third consecutive season with at least 10-plus sacks...finished the season with a team-leading 24 quarterback hits and second on the team with 37 quarterback pressures...**vs. Minnesota (9/7):** Tallied two tackles (one solo), two quarterback pressures and four hits on the quarterback...**at Tampa Bay (9/14):** Registered six tackles (four solo)...added two pressures and two hits on the quarterback...**vs. Seattle (10/19):** Recorded his first sack of the season on QB Russell Wilson...also made six tackles (four solo), two quarterback pressures and one hit on the quarterback...**at Kansas City (10/26):** Forced QB Alex Smith to fumble, marked his first forced fumble of the season...also had two sacks on Smith, in back-to-back plays...the last time Quinn posted sacks in back-to-back plays was against Seattle (10/28/13) when he took down QB Russell Wilson two times to end the half...marked his second consecutive game with a sack and first multi-sack game of the year...recorded six tackles (four solo, one quarterback hit and one pressure)...**at San Francisco (11/2):** Registered 2.0 sacks on QB Colin Kaepernick...also forced Kaepernick to fumble and it was recovered by DE Eugene Sims, which helped set up the Rams' three-play scoring drive...marked his second consecutive game with 2.0 sacks and third consecutive game with a sack...also had four tackles (three solo)...**at Arizona (11/9):** Started at defensive end...notched a sack on QB Carson Palmer...marked his fourth consecutive game with at least 1.0 sack...also recorded five tackles (three solo), four quarterback pressures and one hit on the quarterback...**at San Diego (11/23):** Had one assisted tackle and a season-high six quarterback pressures...also recorded two hits on the quarterback and one pass defended...**vs. Oakland (11/30):** Recorded 3.0 sacks...marked his only 3.0 sack performance of the season and fifth career game with at least 3.0 sacks...his second sack was paired with a caused fumble, which was recovered by DE Chris Long...added a second forced fumble...also had five solo tackles...**at Washington (12/7):** Split a sack on QB Colt McCoy with LB James Laurinaitis and recorded a solo sack...to push his season total to 10.5 sacks this season and 45.0 for his career...notched three tackles (two solo), one pass defended and two forced fumbles...**vs. New York Giants (12/21):** Notched five tackles (four solo), two quarterback pressures and one hit on the quarterback.

Most Sacks by a Ram in a Season in Franchise History

Robert Quinn, 19.0, 2013
Kevin Carter, 17.0, 1999
Leonard Little, 14.5, 2001

**Since the sack became an official stat in 1982.*

2013 SEASON: Started 16 games...tallied 57 tackles (41 solo), 19.0 sacks, seven forced fumbles, two fumble recoveries...named 2014 Pro Bowl captain, also earned First-Team All-Pro honors and Pro Football Writers of America Defensive Player of the Year...tallied five multi-sack games, including three contests in which he recorded 3.0 sacks...voted by teammates as the Daniel F. Reeves Award recipient, Rams' team award for most valuable player...**vs. Arizona (9/8):** Put together an defensive performance featuring 3.0 sacks, tying his single game record...also forced two fumbles...added two assisted tackles in season opener...named defensive player of the week...**at Atlanta (9/15):** Recorded five solo tackles, including three for loss...added 1.0 sack, his second consecutive game with a sack...**vs. San Francisco (9/26):** Recorded two tackles (one solo)...added 1.0 sack...**at Houston (10/13):** Tallied 1.0 sack, bringing his season total to 6.0...also forced one fumble...**at Carolina (10/20):** Recorded 1.0

sack for a season total of 7.0...added five tackles (four solo)...**vs. Seattle (10/28)**: Notched 3.0 sacks for a season total of 10.0...added three tackles (one solo)...**at Indianapolis (11/10)**: Sacked Colts QB Andrew Luck twice for a total loss of 24 yards and a season total of 12.0 sacks...forced Luck to fumble, was recovered by DE Chris Long and returned 45 yards for a score...added



NFC Special Teams Player of Week 8

two tackles (one solo)...**vs. Chicago (11/24)**: Sacked Bears QB Josh McCown, stripped the ball and returned the fumble 31 yards for a touchdown...marks first career touchdown...added five tackles (three solo) and seven quarterback pressures...**vs. New Orleans (12/15)**: Notched 2.0 sacks for a season total of 15.0...continues to lead the NFC in sacks...forced QB Drew Brees to fumble early in the second quarter...stripped Brees of the ball a second time and recovered the fumble...gives him an NFL-leading eight forced fumbles...marks his second fumble recovery of the season...added six tackles (four solo), including one for loss...tallied four quarterback pressures and three hits on Brees, including one that altered the pass and led to a T.J. McDonald interception in the first quarter...**vs. Tampa Bay (12/22)**: Recorded 3.0 sacks for a season total of 18.0...set a franchise record for most sacks in a single season surpassing Kevin Carter's 1999 record of 17.0...leads the NFL in sacks...marks his third game with 3.0 sacks this season...added three solo tackles, including one for loss...tallied two quarterback hits and one pressure on Tampa Bay's Mike Glennon...**at Seattle (12/29)**: Notched 1.0 sack for a season total of 19.0...added four tackles, including three for loss.

2012 SEASON: Finished second NFL season with 10.5 sacks, second among Rams...also second among Rams with 25 quarterback pressures and 17 quarterback hits...had 40 total tackles...**at Detroit (9/9)**: Recorded one sack for a loss of nine yards, marking the Rams' first sack of the season and the sixth of his career...tallied four tackles (three solo)...**vs. Washington (9/16)**: Posted one sack for a loss of nine yards, marking his second consecutive game with at least one sack...leads the Rams in sacks with two...added five tackles (three solo)...**vs. Seattle (9/30)**: Notched his third sack of the season after taking down QB Russell Wilson on a third down play in the fourth quarter for an 8-yard loss...led the Rams in sacks...added two solo tackles...**vs. Arizona (10/4)**: Posted a new career high in single-game sacks with three for a combined loss of 19 yards...forced a fumble in the fourth quarter to seal the Rams' 17-3 win, marking the Rams' first forced fumble of the season and the second of his career...finished first on the defensive line in tackles with six (two solo) and added one pass defended...**vs. Green Bay (10/21)**: Started at right defensive end...sacked Packers' QB Aaron Rodgers for a four yard loss in Green Bay's opening drive, marked his seventh sack of the season and 12th career...also recorded one assisted tackle...**at San Francisco (11/11)**: Started at right defensive end...led the team with 1.5 sacks alongside rookie defensive tackle Michael Brockers...**at Buffalo (12/9)**: Started at right defensive end...recorded two tackles (one solo)...logged one sack for a loss of nine after taking down QB Ryan Fitzpatrick on the Bills' final drive of the game...**at Seattle (12/30)**: Started at right defensive end...pushed his season sack total to 10.5 after bringing down Seattle QB Russell Wilson for a loss of two yards...with the sack, he and fellow defensive lineman Chris Long became the first pair of Rams to record double-digit sack numbers in a single season since Grant Wistrom and Kevin Carter generated 11 and 10 sacks, respectively, in 2000...also recorded two assisted tackles.

2011 SEASON: Tallied five sacks in rookie campaign...also made 20 tackles (nine solo)...**at New York Giants (9/19)**: Made his NFL debut, seeing action on defense and special teams...sacked Giant's QB Eli Manning for a loss of eight yards...recorded two tackles (one solo)...**vs. New Orleans (10/30)**: Played on defense and special teams...blocked a Thomas Morstead punt to give St. Louis the ball at the New Orleans 15-yard line and set up a touchdown run by Steven Jackson two plays later...also recorded second sack of the season...made one solo tackle on defense and caused one fumble...**at Arizona (11/6)**: Played on defense and special teams...tallied his third sack of the season when he dropped QB John Skelton for a loss of nine yards...second consecutive game with a sack...**vs. Seattle (11/20)**: Saw action on defense and special teams...recorded his fourth sack of the season when he dropped QB Tarvaris Jackson...also partially deflected a punt in the first quarter...**vs. Arizona (11/27)**: Saw action on defense and special teams...notched his fifth sack of the season...marked back-to-back games with at least one sack for the second time of the season...**vs. Cincinnati (12/18)**: Made his first NFL start at right defensive end...partially blocked a punt in the second quarter that traveled just 21 yards...marked the third time this season he has deflected or blocked a punt.

PERSONAL: Attended Fort Dorchester High School (Ladson, S.C.) senior season was shortened, but had 54 tackles with five sacks, 10 TFL and 21 quarterback hurries before surgery member of South Carolina's Shrine Bowl team and the U.S. Army All-American Game All-American choice by SuperPrep and Tom Lemming member of the Atlanta Journal-Constitution Super Southern 100 ranked the seventh-best player in South Carolina by SuperPrep rated the 11th-best defensive end in the country by ESPN.com rated a four-star prospect by Rivals.com, as that recruiting service listed him as the 18th-best strong-side defensive end in the country, and the 10th-best recruit in the state of South Carolina given a four-star rating by Scout.com, who ranked him as the 19th-best defensive end in the country three-time defending state heavyweight champion for the Fort Dorchester wrestling squad son of Maria and James Quinn nickname is "El Roy" participated in many community events, including Rob Quinn's Pro's Strike for Africa Bowling Event, Make-A-Wish Celebrity Server Dinner, Urban League Turkey Distribution, Ronald McDonald House Charities and Big Plays Little Wishes to benefit Big Brothers Big Sisters.

ROBERT QUINN NFL STATISTICS

REGULAR SEASON

Year	Team	Tackles		Interceptions			Fumbles			TD	PD	FF	FR	Yds
		G/S	Total	Solo	Asst	Sk	Yds	Int	Yds	Lg				
2011	RAMS	15/1	20	9	11	5.0	35	0	0	0	0	2	0	0
2012	RAMS	16/14	40	21	19	10.5	61	0	0	0	0	1	0	0
2013	RAMS	16/16	57	41	16	19.0	145	0	0	0	0	7	2	33
2014	RAMS	16/16	61	42	19	10.5	73	0	0	0	0	4	5	0
2015	RAMS	8/7	19	12	7	5.0	23	0	0	0	0	3	3	0
Total		71/54	197	125	72	50.0	337	0	0	0	0	10	16	33

SINGLE GAME HIGHS

Total Tackles – 6, many times, last at Green Bay (10/11/15)

Solo Tackles – 5, four times, last at Green Bay (10/11/15)

Sacks – 3.0, many times, last vs. Oakland (11/30/14)

ROBERT QUINN GAME-BY-GAME STATISTICS

2015 ST. LOUIS RAMS

Game	W/L	P/S	T	S	A	Sk	Yds	Int	Yds	Lg	TD	PD	FF	FR	Yds
SEA 9/13	W	1/1	3	2	1	2.0	5	0	0	0	0	0	0	0	0
@WASH 9/20	L	1/1	5	1	4	0.0	0	0	0	0	0	0	1	0	0
PIT 9/27	L	1/1	1	1	0	1.0	11	0	0	0	0	0	1	0	0
@ARI 10/4	W	1/1	2	1	1	0.0	0	0	0	0	0	1	0	0	0
@GB 10/11	L	1/1	6	5	1	1.0	2	0	0	0	0	0	1	0	0
CLE 10/25	W	1/1	0	0	0	0.0	0	0	0	0	0	0	0	0	0
SF 11/1	W	1/1	2	2	0	1.0	5	0	0	0	0	2	0	0	0
@MIN 11/8	L	0/0				Inactive									
CHI 11/15	L	1/0	0	0	0	0.0	0	0	0	0	0	0	0	0	0
@BAL 11/22	L	0/0				Inactive									
@CIN 11/29	L	0/0				Inactive									
ARI 12/6	L	0/0				Inactive									
DET 12/13	W	0/0				Reserve/Injured									
TB 12/17	W	0/0	0	0	0	0.0	0	0	0	0	0	0	0	0	0
@SEA 12/27	0/0	0/0	0	0	0	0.0	0	0	0	0	0	0	0	0	0
@SF 1/3/16	0/0	0/0	0	0	0	0.0	0	0	0	0	0	0	0	0	0
TOTAL	6-8	8/7	19	12	7	5.0	23	0	0	0	0	3	3	0	0

2014 ST. LOUIS RAMS

Game	W/L	P/S	T	S	A	Sk	Yds	Int	Yds	Lg	TD	PD	FF	FR	Yds
MIN 9/7	L	1/1	2	1	1	0.0	0	0	0	0	0	0	0	0	0
@TB 9/14	W	1/1	6	4	2	0.0	0	0	0	0	0	0	0	0	0
DAL 9/21	L	1/1	4	3	1	0.0	0	0	0	0	0	0	0	0	0
@PHI 10/5	L	1/1	3	3	0	0.0	0	0	0	0	0	0	0	0	0
SF 10/13	L	1/1	6	4	2	0.0	0	0	0	0	0	0	0	0	0
SEA 10/19	W	1/1	6	4	2	1.0	7.0	0	0	0	0	0	0	0	0
@KC 10/26	L	1/1	6	4	2	2.0	8.0	0	0	0	0	0	0	1	0
@SF 11/2	W	1/1	4	3	1	1.0	18	0	0	0	0	0	0	1	0
@ARI 11/9	L	1/1	5	3	2	1.0	4	0	0	0	0	0	0	0	0
DEN 11/16	W	1/1	1	0	1	0.0	0	0	0	0	0	2	0	0	0
@SD 11/23	L	1/1	1	0	1	0.0	0	0	0	0	0	1	0	0	0
OAK 11/30	W	1/1	5	5	0	3.0	24.0	0	0	0	0	0	0	2	0
@WAS 12/7	W	1/1	3	2	1	1.5	12.0	0	0	0	0	1	1	0	0
ARI 12/11	L	1/1	3	1	2	0.0	0	0	0	0	0	0	0	0	0
NYG 12/21	L	1/1	5	4	1	0.0	0	0	0	0	0	0	0	0	0
@SEA 12/28	L	1/1	1	1	0	0.0	0	0	0	0	0	0	0	0	0
TOTAL	6-10	16/16	61	42	19	10.5	73.0	0	0	0	0	4	5	0	0

2013 ST. LOUIS RAMS

Game	W/L	P/S	T	S	A	Sk	Yds	Int	Yds	Lg	TD	PD	FF	FR	Yds
ARI 9/8	W	1/1	2	0	2	3.0	17	0	0	0	0	2	0	0	0
@ATL 9/15	L	1/1	5	5	0	1.0	10	0	0	0	0	0	0	0	0
@DAL 9/22	L	1/1	4	2	2	0.0	0	0	0	0	0	1	0	0	0
SF 9/26	L	1/1	2	1	1	1.0	8	0	0	0	0	0	0	0	0
JAC 10/6	W	1/1	3	2	1	0.0	0	0	0	0	0	0	0	0	0
@HOU 10/13	W	1/1	0	0	0	1.0	7	0	0	0	0	1	0	0	0
@CAR 10/20	L	1/1	5	4	1	1.0	11	0	0	0	0	0	0	0	0
SEA 10/28	L	1/1	3	1	2	3.0	21	0	0	0	0	0	0	0	0
TEN 11/3	L	1/1	6	5	1	0.0	0	0	0	0	0	0	0	0	0
@IND 11/10	W	1/1	1	1	0	2.0	24	0	0	0	0	1	0	0	0
CHI 11/24	W	1/1	5	3	2	1.0	8	0	0	0	0	1	1	31	0
@SF 12/1	L	1/1	3	2	1	0.0	0	0	0	0	0	0	0	0	0
@ARI 12/8	L	1/1	5	5	0	0.0	0	0	0	0	0	0	0	0	0
NO 12/15	W	1/1	6	4	2	2.0	16	0	0	0	0	1	1	2	0
TB 12/22	W	1/1	3	3	0	3.0	20	0	0	0	0	0	0	0	0
@SEA 12/29	L	1/1	4	3	1	1.0	3	0	0	0	0	0	0	0	0
TOTAL	7-9	16/16	57	41	16	19.0	145	0	0	0	0	7	2	33	0

2012 ST. LOUIS RAMS

Game	W/L	P/S	T	S	A	Sk	Yds	Int	Yds	Lg	TD	PD	FF	FR	Yds
@DET 9/9	L	1/1	4	3	1	1.0	9	0	0	0	0	0	0	0	0
WAS 9/16	W	1/1	5	3	2	1.0	9	0	0	0	0	0	0	0	0
@CHI 9/23	L	1/1	3	2	1	0.0	0	0	0	0	0	0	0	0	0
SEA 9/30	W	1/1	2	2	0	1.0	8	0	0	0	0	0	0	0	0
ARI 10/4	W	1/1	6	2	4	3.0	19	0	0	0	0	1	1	0	0
@MIA 10/14	L	1/1	1	0	1	0.0	0	0	0	0	0	0	0	0	0
GB 10/21	L	1/1	1	0	1	1.0	4	0	0	0	0	0	0	0	0
NE 10/28	L	1/1	3	3	0	0.0	0	0	0	0	0	0	0	0	0
@SF 11/11	T	1/1	0	0	0	1.5	1	0	0	0	0	0	0	0	0
NYJ 11/18	L	1/1	4	2	2	0.0	0	0	0	0	0	0	0	0	0
@ARI 11/25	W	1/1	0	0	0	0.0	0	0	0	0	0	0	0	0	0
SF 12/2	W	1/0	0	0	0	0.0	0	0	0	0	0	0	0	0	0
@BUF 12/9	W	1/1	2	1	1	1.0	9	0	0	0	0	0	0	0	0
MIN 12/16	L	1/0	3	1	2	0.0	0	0	0	0	0	0	0	0	0
@TB 12/23	W	1/1	4	2	2	0.0	0	0	0	0	0	0	0	0	0
@SEA 12/30	L	1/1	2	0	2	1.0	2	0	0	0	0	0	0	0	0
TOTALS	7-8-1	16/14	40	21	19	10.5	61	0	0	0	0	1	1	0	0

2011 ST. LOUIS RAMS


Game	W/L	P/S	T	S	A	Sk	Yds	Int	Yds	Lg	TD	PD	FF	FR	Yds
PHI 9/11	L					Inactive									
@NYG 9/19	L	1/0	2	1	1	1.0	8.0	0	0	0	0	0	0	0	0
BAL 9/25	L	1/0	0	0	0	0.0	0.0	0	0	0	0	0	0	0	0
WAS 10/2	L	1/0	1	0	1	0.0	0.0	0	0	0	0	0	0	0	0
@GB 10/16	L	1/0	1	1	0	0.0	0.0	0	0	0	0	0	0	0	0
@DAL 10/23	L	1/0	0	0	0	0.0	0.0	0	0	0	0	0	0	0	0
NO 10/30	W	1/0	1	1	0	1.0	9.0	0	0	0	0	0	0	0	0
@ARI 11/6	L	1/0	2	1	1	1.0	9.0	0	0	0	0	0	0	0	0
@CLE 11/13	W	1/0	1	0	1	0.0	0.0	0	0	0	0	0	0	0	0
SEA 11/20	L	1/0	4	3	1	1.0	9.0	0	0	0	0	0	0	0	0
ARI 11/27	L	1/0	0	0	0	1.0	0.0	0	0	0	0	0	0	0	0
@SF 12/4	L	1/0	0	0	0	0.0	0.0	0	0	0	0	0	0	0	0
@SEA 12/12	L	1/0	1	0	1	0.0	0.0	0	0	0	0	1	0	0	0
CIN 12/18	L	1/1	1	1	0	0.0	0.0	0	0	0	0	1	0	0	0
@PIT 12/24	L	1/0	4	1	3	0.0	0.0	0	0	0	0	0	0	0	0
SF 1/1/11	L	1/0	2	0	2	0.0	0.0	0	0	0	0	0	0	0	0
TOTALS	2-14	15/1	20	9	11	5.0	35.0	0	0	0	0	2	0	0	0



34 | CHASE REYNOLDS

Position:	Running Back
Ht./Wt.:	6-0/205
Birth Date:	6/5/89
College:	Montana
Hometown:	Drummond, Mont.
Experience:	4th year (4th Rams)
Acquired:	FA-2012

Career GP/GS (Playoffs): 40/0 (0/0)



TRANSACTIONS: Signed a future/reserve contract with St. Louis (1/2/12)...spent time on the Rams practice squad during the 2011 and 2012 seasons signed by St. Louis (8/18/11) released by the Seattle Seahawks (8/14/11) signed by Seattle as an unrestricted free agent (8/2/11).

PRO: Played in 40 career games...a key special teams contributor has registered 26 tackles in three seasons.

2015 SEASON: Played in 12 games and made four special teams tackles...**vs. Detroit (12/13):** Saw action on special teams and made one tackle...**vs. Chicago (11/15):** Saw action on special teams and made one tackle...**vs. San Francisco (11/1):** Saw action on special teams and made one tackle.

2014 SEASON: Played in 15 games...finished the season with a team-leading 19 special teams tackles...recorded two special teams tackles in seven games (at Seattle, at Arizona, at San Francisco, vs. Seattle, vs. Dallas, at Tampa Bay, vs. Minnesota).

2013 SEASON: Played in 16 games...saw most action on special teams...tallied six special teams tackles... **vs Arizona (9/8):** Saw first NFL action on special teams...**at Atlanta (9/15):** Saw action on special teams...recorded one tackle.

COLLEGE: Led the Big Sky conference at Montana with seven 100-yard rushing games, including a career-high 241 yards (the second most in single-game history) against Weber State set a school record with 321 rushing attempts accumulated 144 points, breaking the record of 138 that he had set the previous season also set a Grizzly record by scoring 24 total touchdowns, surpassing the mark of 23 he had set the year before was a first team All-Big Sky selection in 2009, rushed for 1,501 yards, and scored 22 rushing touchdowns, tying his record from 2008 season.

PERSONAL: Married to Mrs. Montana 2011, Kila Reynolds the couple has three children, son Talen, and daughters Peyton and Tenley...participated in many community events, including Make-A-Wish Celebrity Server Dinner, American Cancer Society Crucial Catch Survivor Reception Host, Motion for Kids Holiday Party, and the Jack & J.T. Snow Research Foundation Easter Egg Hunt...also coaches football, basketball and baseball for the Mid Rivers Eagles, a part of the St. Peter's Athletic Association.



65 | DEMETRIUS RHANEY

Position:	Offensive Lineman
Ht./Wt.:	6-2/301
Birth Date:	6/22/92
College:	Tennessee State
Hometown:	Ft. Lauderdale, Fla.
Experience:	2nd year (2nd Rams)
Acquired:	D7D-2014

Career GP/GS (Playoffs): 16/1 (0/0)



TRANSACTIONS: Placed on reserve/injured (8/26/14)...selected by the Rams in the seventh round (250th overall) of the 2014 NFL Draft (5/10/14).

2015 SEASON: Saw action in all 16 games and made one start...**at Cincinnati (11/29):** Started his first career game at left guard...**at Baltimore (11/22):** Saw action on offense and special teams...**vs. Seattle (9/13):** Made his NFL debut and saw action on special teams.

2014 SEASON: Placed on Rams' reserve/injured list (8/6).

COLLEGE: Started 22 games for the Big Blue after transferring from Ellsworth Community College...impressed in the bench press, recording 24 reps and also hopped 29 inches in the vertical jump...at close to 300 pounds, he excelled at the TSU Pro Day as he clocked a 4.89 in the 40-yard dash and a shuttle time of 4.72...played in all 12 games in 2013, starting 11 at center...part of a frontline duo that helped earn an at-large berth to the FCS Playoffs and blocked for Tim Broughton who rushed for 1,146 yards (25th-most nationally) and six touchdowns...also protected a quarterback duo that combined for 26 passes touchdowns and only four interceptions...competed two seasons for Coach Mike Virden at Ellsworth CC and was named All-Region as a freshman ranked as the No. 9 offensive guard in the country by 247Sports named to the Midwest Football All-Conference team as a sophomore garnered interest from several schools including Minnesota, USF and Kansas...offered by Delaware State, Alabama State, Texas Southern, Eastern Illinois and Bowling Green.

PERSONAL: Played football at Academy High in Coral Springs, Fla., before moving to Stranahan High to play for Joe Redmond won the shot put event at the Florida High School 3A District 15 championships...son of Ronnie Rhaney...enjoys fishing...his parents and grandparents inspired him to play football...plays the game with a chip on his shoulder following the loss of his mother and grandmother...obtained his associate's degree from Ellsworth Community College...participated in many community events, including the 6th Annual Playground Build at Marygrove, St. Louis Rams Training Academy Youth Camp and the United Way Kickoff for Charity Luncheon.

RHANEY'S Games Played-Starts: RAMS: 2015 (16/1).



73 | GREG ROBINSON

Position:	Offensive Lineman
Ht./Wt.:	6-5/332
Birth Date:	10/21/92
College:	Auburn
Hometown:	Thibodaux, La.
Experience:	3rd year (3rd Rams)
Acquired:	D1A'2014

Career GP/GS (Playoffs): 30/26 (0/0)



TRANSACTIONS: Selected by the Rams in the first round (2nd overall) of the 2014 NFL Draft (5/8/14).

2015 SEASON: Started at left tackle in 14 contests...**vs. Tampa Bay (12/17):** Started at left tackle...helped block for 319 yards of total offense and four touchdowns...**vs. Detroit (12/13):** Started at left tackle...opened up holes for RB Todd Gurley to rush for 140 yards and two touchdowns...**vs. Arizona (12/6):** Started at left tackle...**vs. San Francisco (11/1):** Started at left tackle and blocked for RB Todd Gurley who ran for over 125 yards for the fourth straight game...**vs. Cleveland (10/25):** Started at left tackle and helped the running game produce 158 yards on the ground...**at Arizona (10/4):** Started at left tackle...blocked for RB Todd Gurley's first career 100-yard rushing game...**at Washington (9/20):** Started at left tackle...**vs. Seattle (9/13):** Started at left tackle... part of an offensive line that helped produce 352 yards of total offense.

2014 SEASON: Played in all 16 games, started 12...started at left tackle for both of RB Tre Mason's 100-yard rushing performances...**vs. Minnesota (9/7):** Played in first NFL game...saw action along the offensive line...**vs. San Francisco (10/13):** Made his first NFL start...**vs. Seattle (10/19):** Started at left guard...helped block for QB Austin Davis to go without a sack...**at San Francisco (11/2):** Started at left tackle and played all offensive snaps...**vs. Denver (11/16):** Started at left tackle...part of an offensive line that helped open up running lanes for RB Tre Mason to rush for 113 yards on 29 carries...**vs. Oakland (11/30):** Started at left tackle...part of an offensive line that helped put up six offensive touchdowns...**at Washington (12/7):** Started at left tackle...helped block for the offense to put up 329 yards.

COLLEGE: Selected All-American Dream Team by The NFL Draft Report, as that scouting information service rated him the second-best overall prospect in the 2014 draft class...added Associated Press All-Southeastern Conference first-team honors in 2013...started all 26 games that he played in at Auburn University, manning the demanding left offensive tackle position among the 64 touchdown runs recorded by the Tigers the last two years...notched 38 touchdown-resulting blocks, added 292 key blocks/knockdowns...started all 14 games at left offensive tackle in 2013, leading the nation with 25 touchdown-resulting blocks for a ground game that scored 48 times...was a major reason the Tigers led the nation in rushing with 4,596 yards, as he cleared rush lanes used by a pair of 1,000-yard runners, as Tre Mason amassed 1,816 and Nick Marshall totaled 1,068...only the third time in school history that the Tigers featured multiple 1,000-yard rushers in the same season...named to the Southeastern Conference Honor Roll while earning his first varsity letter in 2012...the red-shirt freshman took over starting duties at left offensive tackle during the 2012 season...Red-shirt freshman in 2011.

PERSONAL: Attended Thibodaux (La.) High School, playing for head coach Lenny Ford as a freshman and then for head coach Denny Lorio...competed as a defensive tackle until his junior year, shifting to offensive guard as a junior...in his first season on offense, he earned All-Southern honors from the Orlando Sentinel, All-State recognition and was regarded as the premier blocker in the Class 5A-District VIII ranks...the Tigers rushed for 26 scores in 2009, as Robinson delivered 19 touchdown-resulting blocks from the offensive guard position...during the 2010 campaign, Robinson collected 146 knockdowns and 20 touchdown-resulting blocks...rated the second-best offensive guard in the nation, the fourth-best player in the state of Louisiana and the 90th-best prospect in the nation while earning a four-star prospect grade from Rivals.com...also received a four-star grade from Scout.com, as that recruiting service regarded him as the seventh-best offensive guard in the prep ranks...ESPN placed him 10th on their elite guard prospects chart...earned Super Prep All-American first-team honors, as that service rated him 20th overall among all offensive line positions...also a member of the Mobile Press-Register's Super Southeast 120 team, along with earning berths on the Prep Star Dream Team, MaxPreps Top 100 squad...made the Orlando Sentinel's All-Southern Team as a first-team selection for the second consecutive year...majored in Public Administration...son of Rhonda Robinson and the late Greg Blackledge...resides in Thibodaux, Louisiana...has participated in many community events, including the 6th Annual Playground Build at Marygrove, St. Louis Rams Training Academy Youth Camp, United Way Kickoff for Charity Luncheon and the All-Community Team Ticket program - Greg's Great Gang...Robinson spent his offseason in St. Louis hosting local youth groups at Dave & Buster's.

ROBINSON'S Games Played-Starts: RAMS: 2015 (14/14), 2014 (16/12) **TOTALS: (30/26).**



76 | RODGER SAFFOLD III

Position:	Guard
Ht./Wt.:	6-5/332
Birth Date:	6/6/88
College:	Indiana
Hometown:	Bedord, Ohio
Experience:	7th year (7th Rams)
Acquired:	D2-2010

Career GP/GS (Playoffs): 68/65 (0/0)



TRANSACTIONS: Selected by the Rams in the second round (33rd) of the 2010 NFL Draft (4/23/10).

PRO: Seventh-year pro has played in 63 career games with 60 starts...versatile lineman has started at right tackle, left tackle, left guard and right guard.

2015 SEASON: Started in five games before going on reserve/injured (10/15)...**at Arizona (10/4):** Part of an offensive line that helped produce 164 rushing yards...**vs. Seattle (9/13):** Helped block for QB Nick Foles on his way to 297 passing yards and a rushing touchdown.

2014 SEASON: Started 16 games...saw action at both tackle and guard positions... **at Tampa Bay (9/14):** Started at left-guard...part of an offensive line that helped produce 20 first downs...**vs. Dallas (9/21):** Started at left guard...helped block for an offense that produced 448 total yards...**vs. Seattle (10/19):** Started at right guard...part of an offensive line that blocked for three offensive touchdowns...**vs. Denver (11/16):** Started at left guard...helped block for the offense to register a 100-yard rusher and 100-yard receiver...**vs. Oakland (11/30):** Started at left guard...part of an offensive line that helped the offense score 38 points in the first half, which is tied for second-most in franchise history...**at Washington (12/7):** Started at left guard...part of an offensive line that helped protect QB Shaun Hill to throw two touchdowns and register a 133.3 quarterback rating...**at Seattle (12/28):** Started at left guard and played at right tackle.

2013 SEASON: Played in 12 games with nine starts...started three games at right tackle, five at right guard and one at left tackle...**vs. Arizona (9/8):** Started at right tackle...part of an offensive line that helped block for QB Sam Bradford allowing him to throw for 299 yards and two touchdowns...**vs. Seattle (10/28):** Saw action on offense...part of an offensive line that helped block for RB Zac Stacy to rush for 134 yards...**vs. Tennessee (11/3):** Saw action at right tackle...helped block for RB Zac Stacy rush for his second consecutive 100-yard game...**at Indianapolis (11/10):** Marked his first career start at right guard...helped block for the Rams' backs to run for 140 yards, the team's third straight 100 yard rushing game...**vs. Chicago (11/24):** Started at right guard...part of an offensive line that helped block for the Rams rushing corps to run for 258 yards, the team's highest singlegame total this season...**vs. New Orleans (12/15):** Started at right guard...part of an offensive line that did not allow a sack...**vs. Tampa Bay (12/22):** Started at right guard...moved to left tackle for Jake Long who left in the first quarter with an injury...helped block for two rushing touchdowns.

2012 SEASON: Started 10 games at left tackle, including the final eight of the season...helped RB Steven Jackson reach 1,000 yards for the eighth straight season...**at San Francisco (11/11):** Started at left tackle...helped the Rams put up 458 total yards on offense...**at Arizona (11/25):** Started at left tackle...helped RB Steven Jackson notch 139 yards on the ground...**vs. Minnesota (12/16):** Started at left tackle...part of an offensive line that helped RB Steven Jackson eclipse 10,000 rushing yards...**at Tampa Bay (12/23):** Started at left tackle...part of an offensive line that allowed QB Sam Bradford time to throw an 80-yard touchdown to TE Lance Kendricks, the longest pass of Bradford's career...**at Seattle (12/30):** Started at left tackle...part of an offensive line that allowed zero sacks on QB Sam Bradford.

2011 SEASON: **vs. Eagles (9/11):** Started at left tackle...**at New York Giants (9/19):** Started at left tackle...helped block for the offense to collect five passes of 20-plus yards...**vs. Baltimore (9/25):** Started at left tackle...**vs. Washington (10/2):** Started at left tackle...**at Green Bay (10/16):** Started at left tackle...**at Dallas (10/23):** Started at left tackle...**vs. New Orleans (10/30):** Started at left tackle...helped block for the offense to gain 323 total yards...**at Arizona (11/6):** Started at left tackle...helped block for RB Steven Jackson to rush for over 100 yards the second consecutive week...**at Cleveland (11/13):** Started at left tackle...left the game in the third quarter with a head injury...placed on reserve/injured list (11/19).

2010 SEASON: Named All-Rookie by Pro Football Weekly and the Pro Football Writers of America finished the season as the only NFL rookie to start all of his team's games at left tackle this season allowed only three sacks in 590 pass attempts according to Statspass.com part of an offensive line that helped RB Steven Jackson surpass the 1,000-yard mark for a sixth consecutive season.

COLLEGE: Started 41 of 42 games at Indiana while in the starting lineup the Hoosiers rushed over 100 yards in 29 games in last two years, registered 171 knockdowns and 20 touchdown-resulting blocks Indiana scored 29 times on the ground when in lineup.

PERSONAL: Two-way lineman at Bedford (Oh.) High School rated a two-star prospect by Rivals.com earned first team All-Lake Erie League, All-District and honorable mention All-State honors as a senior played in 2006 Ohio North-South All-Star game father played football at the University of Iowa public affairs management major...born Rodger P. Saffold III...participated in several community events, including Make-A-Wish Celebrity Server Dinner, Taste of the NFL, Urban League Turkey Distribution, Financial Football Show-Me Showdown at UMSL and the All-Community Team Ticket program - Spirit of 76.

SAFFOLD'S Games Played-Starts: RAMS: 2015 (5/5), 2014 (16/16), 2013 (12/9), 2012 (10/10), 2011 (9/9), 2010 (16/16)
Totals: (68/65).



21 | COTY SENSABAUGH

Position:	Defensive Back
Ht./Wt.:	5-11/187
Birth Date:	11/15/88
College:	Clemson
Hometown:	Kingsport, Tenn.
Experience:	5th year (1st Rams)
Acquired:	FA-2016

Career GP/GS (Playoffs): 59/27 (0/0)



TRANSACTIONS: Signed with the Los Angeles Rams (3/14/16)...selected by the Titans in the fourth round (115th overall) of the 2012 NFL Draft.

2015 SEASON: Played in all 16 games...set career highs in several categories, including starts (15), tackles (58), interceptions (two) and passes defended (10)...his two interceptions tied for the team lead...**at Tampa Bay (9/13):** Nabbed an interception off QB Jameis Winston and returned it 26 yards for his first career touchdown...also had one pass defended...**vs. Miami (10/18):** Intercepted QB Ryan Tannehill and returned it 16 yards...also had two tackles (one solo) and one pass defended...**at New York Jets (12/13):** Registered seven tackles (five solo).

2014 SEASON: Played in 13 games with six starts at cornerback...totaled a career-high 44 tackles, a then career-best seven passes defended, a sack and a quarterback pressure...collected four special teams tackles on coverage units...**at Kansas City (9/7):** Registered his first career sack by dropping Alex Smith for a six-yard loss...also had one tackle...had a key recovery of Leon Washington fumble on a kickoff return early in the second quarter...**at Indianapolis (9/28):** Saw significant action as a reserve nickel back...amassed five solo tackles and a pass defended...**vs. Cleveland (10/5):** Registered five tackles and a pass defended...**vs. Indianapolis (12/28):** Tallied four tackles and a team-high three passes defended...added a special teams tackle.

2013 SEASON: Played in 14 games with three starts at nickel back...registered 37 tackles, including a stop for loss, six passes defended and two fumble recoveries...collected six special teams tackles on coverage units...placed on injured reserve (12/18)...**at Pittsburgh (9/8):** Tallied four tackles...added a special teams tackle...**at Seattle (10/13):** Tallied four tackles, including a stop for loss...**vs. Indianapolis (11/14):** Tied a then-career high with five tackles...notched a solo special teams tackle on coverage units...**vs. Arizona (12/15):** Compiled a career-high seven tackles and a pass defended.

2012 SEASON: Saw action in all 16 games with three starts as a Titans rookie...registered 27 tackles and three passes defended...collected four special teams tackles on coverage units...**vs. New England (9/9):** Played in his first career NFL game against...**vs. Chicago (11/4):** Made his first career start at cornerback...notched five tackles...**at Miami (11/11):** played as a reserve as the team's nickel back and recorded three solo tackles and two passes defended...**at Indianapolis (12/9):** saw action at cornerback...tallied three solo tackles and a pass defended...**at Green Bay (12/23):** Started at cornerback...totaled four tackles.

COLLEGE: In four seasons at Clemson, Sensabaugh appeared in 52 games with 17 starts. He totaled 87 tackles, two tackles for loss, four interceptions, two quarterback pressures and 18 passes defended...had one interception in each of his four seasons...after sitting out the first game of his redshirt freshman season, Sensabaugh went on to play in 52 of Clemson's next 53 contests, including starts in all 14 games as a senior...as a senior (2011), named permanent team co-captain and started all 14 games...concluded the campaign with 40 tackles, one tackle for loss, one interception, two quarterback pressures, and a team-high 13 passes defended...credited with 993 snaps, which set a school record for a defensive player...as a junior (2010), notched 28 tackles, a tackle for loss, an interception and two passes defended in 13 games (three starts)...as a sophomore (2009), played in 13 games and registered 14 tackles, one interception and two passes defended. Saw action on defense in 10 total contests and participated exclusively on special teams in three games...as a redshirt freshman (2008), spent the season as a second-team cornerback...played on defense in nine contests in addition to regular duty on special teams...redshirted in 2007.

PERSONAL: Named team MVP as a senior at Dobyns-Bennett (Kingsport, Tenn.) High School after totaling four interceptions as a defensive back and 48 receptions for 915 yards and 14 touchdowns as a wide receiver...helped his team advance to the state quarterfinals after earning a 12-1 record and conference title...also played basketball for four years and was a starting guard for two years...led the team as a junior with 17.3 points per game...ran multiple events in track, including the 100-meter, 200, 100 relay and 200 relay...graduated from Clemson in May 2011 with a degree in communication studies...born in Kingsport, Tenn.

COTY SENSABAUGH NFL STATISTICS

REGULAR SEASON

Year	Team	Tackles			Asst	Sk	Yds	Interceptions			TD	PD	Fumbles		Yds
		G/S	Total	Solo				Int	Yds	Lg			FF	FR	
2012	Tennessee	16/3	27	23	4	0.0	0.0	0	0	0	0	3	0	0	0
2013	Tennessee	14/3	37	29	8	0.0	0.0	0	0	0	0	6	0	2	0
2014	Tennessee	13/6	44	37	7	1.0	6.0	0	0	0	0	7	0	0	0
2015	Tennessee	16/15	58	42	16	0.0	0.0	2	42	26t	1	10	0	0	0
Total		23/6	39	31	8	0	0	1	18	18	0	5	1	0	0

ADDITIONAL CAREER STATISTICS: Special Teams Tackles: 2012 (4), 2013 (6), 2014 (4), 2015 (3).
TOTAL: 17

SINGLE GAME HIGHS

Total Tackles – 7, three times, last at Indianapolis (1/3/16)
Passes Defensed – 3, vs. Indianapolis (12/28/14)

COTY SENSABAUGH GAME-BY-GAME STATISTICS

2015 TENNESSEE TITANS

Game	W/L	P/S	T	S	A	Sk	Yds	Int	Yds	Lg	TD	PD	FF	FR	Yds
@TB 9/13	W	1/1	0	0	0	0.0	0.0	1	26	26t	1	1	0	0	0
@CLE 9/20	L	1/1	4	3	1	0.0	0.0	0	0	0	0	0	0	0	0
IND 9/27	L	1/1	4	2	2	0.0	0.0	0	0	0	0	0	0	0	0
BUF 10/11	L	1/0	1	1	0	0.0	0.0	0	0	0	0	0	0	0	0
MIA 10/18	L	1/1	2	1	1	0.0	0.0	1	16	16	0	1	0	0	0
ATL 10/25	L	1/1	6	5	1	0.0	0.0	0	0	0	2	0	0	0	0
@HOU 11/1	L	1/1	5	2	3	0.0	0.0	0	0	0	0	1	0	0	0
@NO 11/8	W	1/1	4	2	2	0.0	0.0	0	0	0	0	1	0	0	0
CAR 11/15	L	1/1	2	2	0	0.0	0.0	0	0	0	0	0	0	0	0
@JAC 11/19	L	1/1	6	6	0	0.0	0.0	0	0	0	0	1	0	0	0
OAK 11/29	L	1/1	1	1	0	0.0	0.0	0	0	0	0	1	0	0	0
JAC 12/6	W	1/1	3	3	0	0.0	0.0	0	0	0	0	1	0	0	0
NYJ 12/13	L	1/1	7	5	2	0.0	0.0	0	0	0	0	0	0	0	0
@NE 12/20	L	1/1	5	3	2	0.0	0.0	0	0	0	0	0	0	0	0
HOU 12/27	L	1/1	1	1	0	0.0	0.0	0	0	0	0	1	0	0	0
@IND 1/3/16	L	1/1	7	5	2	0.0	0.0	0	0	0	0	0	0	0	0
TOTAL	3-13	16/15	58	42	16	0.0	0.0	2	42	26t	1	10	0	0	0

2014 TENNESSEE TITANS

Game	W/L	P/S	T	S	A	Sk	Yds	Int	Yds	Lg	TD	PD	FF	FR	Yds
@KC 9/7	W	1/0	1	1	0	1.0	6.0	0	0	0	0	0	0	0	0
DAL 9/14	L	1/1	4	4	0	0.0	0.0	0	0	0	0	0	0	0	0
@CIN 9/21	L	1/0	3	2	1	0.0	0.0	0	0	0	0	0	0	0	0
@IND 9/28	L	1/0	5	5	0	0.0	0.0	0	0	0	0	0	1	0	0
CLE 10/5	L	1/1	5	4	1	0.0	0.0	0	0	0	0	1	0	0	0
JAC 10/12	W						Inactive								
@WAS 10/19	L						Inactive								
HOU 10/26	L						Inactive								
@BAL 11/9	L	1/0	1	1	0	0.0	0.0	0	0	0	0	0	0	0	0
PIT 11/17	L	1/0	3	2	1	0.0	0.0	0	0	0	0	0	0	0	0
@PHI 11/23	L	1/1	5	5	0	0.0	0.0	0	0	0	0	0	0	0	0
@HOU 11/30	L	1/0	3	2	1	0.0	0.0	0	0	0	0	0	0	0	0
NYG 12/7	L	1/0	0	0	0	0.0	0.0	0	0	0	0	0	0	0	0
NYJ 12/14	L	1/1	5	5	0	0.0	0.0	0	0	0	0	0	1	0	0
@JAC 12/18	L	1/1	5	4	1	0.0	0.0	0	0	0	0	0	1	0	0
IND 12/28	L	1/1	4	2	2	0.0	0.0	0	0	0	0	3	0	0	0
TOTAL	2-14	13/6	44	37	7	1.0	6.0	0	0	0	0	7	0	0	0

2013 TENNESSEE TITANS

Game	W/L	P/S	T	S	A	Sk	Yds	Int	Yds	Lg	TD	PD	FF	FR	Yds
@PIT 9/8	W	1/0	4	3	1	0.0	0.0	0	0	0	0	0	0	0	0
@HOU 9/15	L	1/1	2	0	2	0.0	0.0	0	0	0	0	0	0	0	0
SD 9/22	W	1/0	4	3	1	0.0	0.0	0	0	0	0	0	0	0	0
NYJ 9/29	W	1/0	3	2	1	0.0	0.0	0	0	0	0	1	0	0	0
KC 10/6	L	1/0	1	1	0	0.0	0.0	0	0	0	0	0	0	1	0
@SEA 10/13	L	1/0	4	4	0	0.0	0.0	0	0	0	0	0	0	0	0
SF 10/20	L	1/0	1	1	0	0.0	0.0	0	0	0	0	1	0	0	0
@STL 11/3	W	1/0	3	3	0	0.0	0.0	0	0	0	0	0	0	1	0
JAC 11/10	L	1/1	0	0	0	0.0	0.0	0	0	0	0	1	0	0	0
IND 11/14	L	1/1	5	5	0	0.0	0.0	0	0	0	0	0	0	0	0
@OAK 11/24	W	1/0	0	0	0	0.0	0.0	0	0	0	0	0	0	0	0
@IND 12/1	L	1/0	2	1	1	0.0	0.0	0	0	0	0	1	0	0	0
@DEN 12/8	L	1/1	1	1	0	0.0	0.0	0	0	0	0	1	0	0	0
AZ12/15	L	1/0	7	5	2	0.0	0.0	0	0	0	0	1	0	0	0
@JAC 12/22	W						Injured/Reserve								
HOU 12/29	W						Injured/Reserve								
TOTAL	7-9	14/3	37	29	8	0.0	0.0	0	0	0	0	6	0	2	0

2012 TENNESSEE TITANS

Game	W/L	P/S	T	S	A	Sk	Yds	Int	Yds	Lg	TD	PD	FF	FR	Yds
NE 9/9	L	1/0	0	0	0	0.0	0.0	0	0	0	0	0	0	0	0
@SD 9/16	L	1/0	2	1	1	0.0	0.0	0	0	0	0	0	0	0	0
DET 9/23	W	1/0	2	2	0	0.0	0.0	0	0	0	0	0	0	0	0
@HOU 9/30	L	1/0	0	0	0	0.0	0.0	0	0	0	0	0	0	0	0
@MIN 10/7	L	1/0	0	0	0	0.0	0.0	0	0	0	0	0	0	0	0
PIT 10/11	W	1/0	0	0	0	0.0	0.0	0	0	0	0	0	0	0	0
@BUF 10/21	W	1/0	0	0	0	0.0	0.0	0	0	0	0	0	0	0	0
IND 10/28	L	1/0	0	0	0	0.0	0.0	0	0	0	0	0	0	0	0
CHI 11/4	L	1/1	5	4	1	0.0	0.0	0	0	0	0	0	0	0	0
@MIA 11/11	W	1/0	3	3	0	0.0	0.0	0	0	0	0	2	0	0	0
@JAC 11/25	L	1/0	2	2	0	0.0	0.0	0	0	0	0	0	0	0	0
HOU 12/2	L	1/0	1	1	0	0.0	0.0	0	0	0	0	0	0	0	0
@IND 12/9	L	1/0	3	3	0	0.0	0.0	0	0	0	0	0	1	0	0
NYJ 12/17	W	1/0	2	2	0	0.0	0.0	0	0	0	0	0	0	0	0
@GB 12/23	L	1/1	4	2	2	0.0	0.0	0	0	0	0	0	0	0	0
JAC 12/30	W	1/1	3	3	0	0.0	0.0	0	0	0	0	0	0	0	0
TOTAL	6-10	16/3	27	23	4	0.0	0.0	0	0	0	0	3	0	0	0



97 | EUGENE SIMS

Position:	Defensive End
Ht./Wt.:	6-6/265
Birth Date:	3/18/86
College:	West Texas A&M
Hometown:	Hattiesburg, Miss.
Experience:	7th year (7th Rams)
Acquired:	D6B-2010

Career GP/GS (Playoffs): 81/10 (0/0)



TRANSACTIONS: Signed two-year contract extension (9/3/13)...drafted in the sixth round (189th overall) in the 2010 NFL Draft by the St. Louis Rams.

PRO: Seventh-year pro has played in 81 games with 10 starts...has seen action on defense and special teams...collected 137 career tackles (70 solo), 8.0 sacks, one interception and four passes defended in his first five years...has totaled 20 career special teams tackles.

2015 SEASON: Played in 11 games with seven starts...notched 33 tackles (13 solo) and 1.0 sack...**vs. Tampa Bay (12/17):** Started at defensive end and made two solo tackles...credited with three quarterback pressures and two quarterback hits...**vs. Arizona (12/6):** Started at defensive end and made four tackles (two solo)...**at Cincinnati (11/29):** Started at defensive end and made four tackles...credited with three quarterback pressures and one pass defended...**vs. Chicago (11/15):** Started at defensive end...made four tackles (two solo) and was credited with one quarterback pressure...**at Minnesota (11/8):** Started his first game of the season at defensive end...made four tackles (one solo)...also credited four quarterback pressures and one quarterback hit...**vs. Cleveland (10/25):** Registered four tackles (three solo) and forced a fumble...also credited with one quarterback pressure and one quarterback hurry...**at Green Bay (10/11):** Saw action on defense and special teams...made five tackles (two solo)...**vs. Seattle (9/13):** Notched his first sack of the season on QB Russell Wilson...also tallied three tackles (one solo) to go along with one quarterback pressure and one quarterback hit.

2014 SEASON: Played in all 16 games with one start...garnered 45 tackles (22 solo) 3.0 sacks, as well as 24 quarterback pressures, five hits and one fumble recovery...**at Tampa Bay (9/14):** Saw action at defensive end...recorded six tackles (one solo)...**vs. San Francisco (10/13):** Saw action on defense...recorded a personal-best seven tackles (four solo)...also had one special teams tackle...**vs. Seattle (10/19):** Saw action on defense and special teams...notched his first sack of the season on QB Russell Wilson...also made three tackles (two solo)...registered four quarterback pressures and one hit on the quarterback...**at San Francisco (11/2):** Saw action on defense...tallied a sack on QB Colin Kaepernick, his second of the season...recovered a fumble forced by DE Robert Quinn, which helped set up the Rams' three-play scoring drive...added four tackles (two solo)...**vs. Denver (11/16):** Registered his first start of the season at defensive end...made three tackles (two solo), also had one quarterback pressure and one hit on the quarterback...**vs. Oakland (11/30):** Saw action at defensive end...tallied three tackles (one solo)...also had three quarterback pressures...**at Washington (12/7):** Saw action at defensive end and on special teams...sacked QB Colt McCoy for a loss of four yards...tied his single-season high in sacks with 3.0...also had two tackles (one solo), one quarterback pressure and one hit on the quarterback.

2013 SEASON: Played in 16 games...registered 40 tackles (25 solo), 2.0 sacks and one pass defended...had three special teams tackles...**vs. Arizona (9/8):** Saw action on defense...recorded two tackles for loss and one pass broken up...**at Atlanta:** Saw action on defense...recorded 1.0 sack...added five tackles (two solo)...**vs. San Francisco (9/26):** Recorded four tackles (three solo)...**at Houston (10/13):** Saw action on defense...notched two solo tackles, including one for loss...**at Carolina (10/20):** Recorded five solo tackles, including one for loss on Panthers FB Mike Tolbert in the end zone for a safety...**vs. New Orleans (12/15):** Saw action on defense...notched three tackles (one solo)...added two quarterback pressures and one hit on QB Drew Brees...**at Seattle (12/29):** Saw action on defense...recorded two tackles (one solo)...notched 1.0 sack on Seahawks QB Russell Wilson...added one special teams tackle.

2012 SEASON: Established new season-highs in tackles (36) and sacks (3.0)...**vs. Washington (9/16):** Tallied five tackles (three solo) in the home opener, establishing a new career high...**at Chicago (9/23):** Finished the game with five assisted tackles, tying his single-game high in total tackles...**vs. Seattle (9/30):** Posted one of two Rams' sacks on the day for a loss of 12 yards, marking the first sack of his NFL career...**vs. New York Jets (11/18):** Saw action on defense...recorded a career-high four solo tackles, including one tackle for loss...**vs. San Francisco (12/2):** Started at right defensive end, marks first start of NFL career...tied a career-high in most tackles in a game with five (two solo)...notched one sack for a loss of nine yards, marks second career sack...**vs. Minnesota (12/16):** Started at defensive end, marks second career start...recorded four tackles (one solo)...registered one sack for a loss of one yard, his third career sack...**at Tampa Bay (12/23):** Posted his first career interception after teammate Michael Brockers tipped a pass from QB Josh Freeman in the fourth quarter...logged five assisted tackles, tying his single-game high in total tackles...also recorded two quarterback hits and two quarterback pressures.

2011 SEASON: Saw action in 16 games...made 10 tackles (five solo)...**vs. Eagles (9/11):** Saw action on defense and special teams...recorded two tackles (one solo)...added two tackles on special teams (one solo)...**vs. New Orleans (10/30):** Played on

2014 ST. LOUIS RAMS															
Game	W/L	P/S	T	S	A	Sk	Yds	Int	Yds	Lg	TD	PD	FF	FR	Yds
MIN 9/7	L	1/0	1	1	0	0.0	0	0	0	0	0	0	0	0	0
@TB 9/14	W	1/0	6	1	5	0.0	0	0	0	0	0	0	0	0	0
DAL 9/21	L	1/0	2	2	0	0.0	0	0	0	0	0	0	0	0	0
@PHI 10/5	L	1/0	2	0	2	0.0	0	0	0	0	0	0	0	0	0
SF 10/13	L	1/0	7	4	3	0.0	0	0	0	0	0	0	0	0	0
SEA 10/19	W	1/0	3	2	1	1.0	9.0	0	0	0	0	0	0	0	0
@KC 10/26	L	1/0	2	1	1	0.0	0	0	0	0	0	0	0	0	0
@SF 11/2	W	1/0	4	2	2	1.0	3.0	0	0	0	0	0	0	1	0
@ARI 11/9	L	1/0	1	0	1	0.0	0	0	0	0	0	0	0	0	0
DEN 11/16	W	1/1	3	2	1	0.0	0	0	0	0	0	0	0	0	0
@SD 11/23	L	1/1	4	3	1	0.0	0	0	0	0	0	0	0	0	0
OAK 11/30	W	1/0	3	1	2	0.0	0	0	0	0	0	0	0	0	0
@WAS 12/7	W	1/0	2	1	1	1.0	4.0	0	0	0	0	0	0	0	0
ARI 12/11	L	1/0	2	0	2	0.0	0	0	0	0	0	0	0	0	0
NYG 12/21	L	1/0	2	1	1	0.0	0	0	0	0	0	0	0	0	0
@SEA 12/28	L	1/0	1	1	0	0.0	0	0	0	0	0	0	0	0	0
TOTAL	6-10	16/1	45	22	23	3.0	16.0	0	0	0	0	0	0	1	0

EUGENE SIMS GAME-BY-GAME STATISTICS CONTINUED

2013 ST. LOUIS RAMS

Game	W/L	P/S	T	S	A	Sk	Yds	Int	Yds	Lg	TD	PD	FF	FR	Yds
ARI 9/8	W	1/0	2	2	0	0.0	0	0	0	0	0	1	0	0	0
@ATL 9/15	L	1/0	5	2	3	1.0	7	0	0	0	0	0	0	0	0
@DAL 9/22	L	1/0	3	1	2	0.0	0	0	0	0	0	0	0	0	0
SF 9/26	L	1/0	4	3	1	0.0	0	0	0	0	0	0	0	0	0
JAC 10/6	W	1/0	1	1	0	0.0	0	0	0	0	0	0	0	0	0
@HOU 10/13	W	1/0	2	2	0	0.0	0	0	0	0	0	0	0	0	0
@CAR 10/20	L	1/0	5	4	1	0.0	0	0	0	0	0	0	0	0	0
SEA 10/28	L	1/0	2	1	1	0.0	0	0	0	0	0	0	0	0	0
TEN 11/3	L	1/0	1	1	0	0.0	0	0	0	0	0	0	0	0	0
@IND 11/10	W	1/0	1	0	1	0.0	0	0	0	0	0	0	0	0	0
CHI 11/24	W	1/0	1	1	0	0.0	0	0	0	0	0	0	0	0	0
@SF 12/1	L	1/0	3	2	1	0.0	0	0	0	0	0	0	0	0	0
@ARI 12/8	L	1/0	2	1	1	0.0	0	0	0	0	0	0	0	0	0
NO 12/15	W	1/0	3	2	1	0.0	0	0	0	0	0	0	0	0	0
TB 12/22	W	1/0	3	1	2	0.0	0	0	0	0	0	0	0	0	0
@SEA 12/29	L	1/0	2	1	1	1.0	6	0	0	0	0	0	0	0	0
TOTAL	7-9	16/0	40	25	15	2.0	13	0	0	0	0	1	0	0	0

2011 ST. LOUIS RAMS

Game	W/L	P/S	T	S	A	Sk	Yds	Int	Yds	Lg	TD	PD	FF	FR	Yds
PHI 9/11	L	1/0	2	1	1	0.0	0.0	0	0	0	0	0	0	0	0
@NYG 9/19	L	1/0	0	0	0	0.0	0.0	0	0	0	0	0	0	0	0
BAL 9/25	L	1/0	1	1	0	0.0	0.0	0	0	0	0	0	0	0	0
WAS 10/2	L	1/0	0	0	0	0.0	0.0	0	0	0	0	1	0	0	0
@GB 10/16	L	1/0	0	0	0	0.0	0.0	0	0	0	0	0	0	0	0
@DAL 10/23	L	1/0	1	0	1	0.0	0.0	0	0	0	0	0	0	0	0
NO 10/30	W	1/0	3	0	3	0.0	0.0	0	0	0	0	0	0	0	0
@ARI 11/6	L	1/0	1	1	0	0.0	0.0	0	0	0	0	0	0	0	0
@CLE 11/13	W	1/0	0	0	0	0.0	0.0	0	0	0	0	0	0	0	0
SEA 11/20	L	1/0	0	0	0	0.0	0.0	0	0	0	0	0	0	0	0
ARI 11/27	L	1/0	0	0	0	0.0	0.0	0	0	0	0	0	0	0	0
@SF 12/4	L	1/0	0	0	0	0.0	0.0	0	0	0	0	0	0	0	0
@SEA 12/12	L	1/0	0	0	0	0.0	0.0	0	0	0	0	0	0	0	0
CIN 12/18	L	1/0	1	1	0	0.0	0.0	0	0	0	0	0	0	0	0
@PIT 12/24	L	1/0	1	1	0	0.0	0.0	0	0	0	0	0	0	0	0
SF 1/1/11	L	1/0	0	0	0	0.0	0.0	0	0	0	0	0	0	0	0
TOTALS	2-14	16/0	10	5	5	0.0	0.0	0	0	0	0	1	0	0	0

2012 ST. LOUIS RAMS

Game	W/L	P/S	T	S	A	Sk	Yds	Int	Yds	Lg	TD	PD	FF	FR	Yds
@DET 9/9	L	1/0	3	0	3	0.0	0	0	0	0	0	1	0	0	0
WAS 9/16	W	1/0	5	3	2	0.0	0	0	0	0	0	0	0	0	0
@CHI 9/23	L	1/0	5	0	5	0.0	0	0	0	0	0	0	0	0	0
SEA 9/30	W	1/0	0	0	0	1.0	12	0	0	0	0	0	0	0	0
ARI 10/4	W							Inactive							
@MIA 10/14	L	1/0	0	0	0	0.0	0	0	0	0	0	0	0	0	0
GB 10/21	L	1/0	0	0	0	0.0	0	0	0	0	0	0	0	0	0
NE 10/28	L							Inactive							
@SF 11/11	T							Inactive							
NYJ 11/18	L	1/0	4	4	0	0.0	0	0	0	0	0	0	0	0	0
@ARI 11/25	W	1/0	1	0	1	0.0	0	0	0	0	0	0	0	0	0
SF 12/2	W	1/1	5	2	3	1.0	9	0	0	0	0	0	0	0	0
@BUF 12/9	W	1/0	2	2	0	0.0	0	0	0	0	0	0	0	0	0
MIN 12/16	L	1/1	4	1	3	1.0	1	0	0	0	0	0	0	0	0
@TB 12/23	W	1/0	5	0	5	0.0	0	1	5	0	0	0	0	0	0
@SEA 12/30	L	1/0	2	2	0	0.0	0	0	0	0	0	1	0	0	0
TOTALS	7-8-1	13/2	36	14	22	3.0	22	1	5	0	0	2	0	0	0

2010 ST. LOUIS RAMS

Game	W/L	P/S	T	S	A	Sk	Yds	Int	Yds	Lg	TD	PD	FF	FR	Yds
ARI 9/12	L							Inactive							
@OAK 9/19	L	1/0	2	1	1	0.0	0.0	0	0	0	0	0	0	0	0
WAS 9/26	W	1/0	1	0	1	0.0	0.0	0	0	0	0	0	0	0	0
SEA 10/3	W	1/0	2	0	2	0.0	0.0	0	0	0	0	0	0	0	0
@DET 10/10	L	1/0	0	0	0	0.0	0.0	0	0	0	0	0	0	0	0
SD 10/17								Inactive							
@TB 10/24	L							Inactive							
CAR 10/31	W							Inactive							
@SF 11/14	L							Inactive							
ATL 11/21	L							Inactive							
@DEN 11/28	W							Inactive							
@ARI 12/5	W	1/0	0	0	0	0.0	0.0	0	0	0	0	0	0	0	0
@NO 12/12	L	1/0	1	1	0	0.0	0.0	0	0	0	0	0	0	0	0
KC 12/19	L	1/0	0	0	0	0.0	0.0	0	0	0	0	0	0	0	0
SF 12/26	W	1/0	2	1	1	0.0	0.0	0	0	0	0	0	0	0	0
@SEA 1/2/11	L	1/0	0	0	0	0.0	0.0	0	0	0	0	0	0	0	0
TOTALS	7-9	9/0	8	3	5	0.0	0.0	0	0	0	0	0	0	0	0



86 | NELSON SPRUCE

Position:	Wide Receiver
Ht./Wt.:	6-1/205
Birth Date:	12/5/92
College:	Colorado
Hometown:	Westlake, Calif.
Experience:	Rookie
Acquired:	UDFA-2016

Career GP/GS (Playoffs): 0/0 (0/0)



TRANSACTIONS: Signed with the Los Angeles Rams as an undrafted free agent (5/6/16).

COLLEGE: Played in 49 career games, started in 46...set 41 Colorado records (37 outright, four tied) and two Pac-12 Conference records as he exited his career as the most prolific receiver in school history...among the top records he set were career marks for receptions (294), receiving yards (3,347) and touchdown catches (23)...finished his career as the active NCAA leader in receptions...caught at least one pass in final 38 games, the second-longest streak in CU history...his nine 100-yard games tied for the third-most in school annals...finalist for CU's Male Career Achievement Award...as a senior in 2015, earned second-team All-Pac-12 honors from both the league coaches and the Associated Press (Phil Steele's College Football had him on its first-team); he also earned first-team All-Colorado honors from the state's NFF Chapter for the second straight year...earned the Dean Jacob Van Ek Award for academic excellence...started all 13 games and led the team in receiving for the second straight year with 89 receptions for 1,053 yards, averaging 11.8 yards per catch with four touchdowns...his junior season (2014), he set or tied 31 school receiving records, and was one of 10 semifinalists for the Fred Biletnikoff Award...earned second-team All-Pac-12 honors from the league coaches, Athlon Sports and Phil Steele's College Football...started all 12 games...caught 106 passes for 1,198 yards and 12 touchdowns (the former and latter school records), as he became the first player in school history to have 100 receptions in a season, and the eighth in Pac-12 history to do so...his single-game marks were his 19 receptions at Cal (for 179 yards), including a record 10 in a half (the first), along with tying the mark for the most touchdowns in a game (three, also at Cal)...set the marks for the most catches in two (32), three (39), four (49) and five (56) consecutive games, and caught six or more passes in 11 straight, another CU mark (as was making at least one touchdown reception in seven straight games)...also had a record 56 first down catches, with 13 receptions gaining 20 or more yards (six for touchdowns) and 43 going for 10-plus...won the John Wooten Award as selected by the coaching staff for having the most outstanding work ethic during spring practices...in 2013, started all 12 games at receiver, finished second on the team in receptions (55), receiving yards (650) and receiving touchdowns (4), while averaging 11.8 yards per catch. caught eight passes for 140 yards (both single game season bests) including his career long of 62, and when he returned an onside kick 46 yards for a touchdown – the first such instance in CU history... played in all 12 games in 2012, started nine, including the last eight of the season and became just the third freshman to lead the Buffaloes in single-season receptions, doing so with 44...also led the team in receiving yards with 446, averaging 10.1 per catch with three touchdowns...served as redshirt freshman in 2011...

PERSONAL: Attended Westlake High School...as a senior, earned first-team All-CIF Northern Division and first-team All-Area (Los Angeles Daily News) honors at wide receiver both his junior and senior seasons and was named All-State by Cal-Hi Sports at wide receiver as a junior and a second-team all-purpose performer as a senior...The Los Angeles Times selected him a first-team All-Star at receiver (junior) and defensive (senior)...named to the Ventura County All-Decade team at receiver; he was also first-team All-Ventura County as a junior and senior, the latter year being named the Defensive Back of the Year in the county...was the co-MVP for Westlake both his junior and senior years after he was named the Most Improved Player his sophomore season...for his career, he had 149 receptions for 2,795 yards and 37 touchdowns...just the third receiver at Westlake to have back-to-back 1,000-yard seasons...on defense, he had 141 tackles (88 solo), eight interceptions, eight pass break-ups and one forced fumble...lettered in baseball...earned All-Marmonte League honors as a third baseman his sophomore season...graduated with a degree Business (Finance and Management) from Colorado in December 2015...born in Venice Beach, Calif...hobbies include playing golf (he's a scratch player), Xbox, lifting weights and working out.



13 | MICHAEL THOMAS

Position: Wide Receiver
Ht./Wt.: 6-1/200
Birth Date: 8/16/94
College: Southern Mississippi
Hometown: Chicago, Ill.
Experience: Rookie
Acquired: D6C-2016 (206th)

Career GP/GS (Playoffs): 0/0 (0/0)



TRANSACTIONS: Selected by Los Angeles in the sixth round (206th overall) of the 2016 NFL Draft (4/30/16).

COLLEGE: As a senior in 2015, named honorable mention All-Conference USA...set a single-season school marks his senior campaign with 1,391 receiving yards and added 14 touchdown receptions played in 13 of 14 games...tallied 71 receptions for 19.6 ypc had at least one touchdown catch in each of his final 10 games notched 100-yard receiving games eight times, including a season-high 190 yards and two scoring grabs against Washington in the Zaxby's Heart of Dallas Bowl (12/26) also had a 162-yard receiving game that included an acrobatic one-handed touchdown catch that was featured on ESPN's Top 10 plays at Louisiana Tech (11/28)...had a 155 receiving yard and three touchdown performance against North Texas (10/3) ranks second at the school in career 100-yard games with the program with 10 first on the team in 20-plus yard plays with 34 (28 receptions, six kick returns) to go along with five touchdown grabs of 50 or more yards...in 2014, named All-Conference USA (Honorable Mention) played in all 12 games on the season, made nine starts tallied 592 receiving yards and 625 kickoff return yards for 1,217 all-purpose yards finished the year with 592 yards receiving on 41 catches and five touchdowns...finished with a season-high two touchdowns notched a pair of 100-yard receiving games...notched six games with 100 or more all-purpose yards, including a pair of 200+ games – Louisiana Tech (222) and Middle Tennessee (207)...in 2013, attended Dodge City Community College...led DCCC with 42 receptions for 709 yards (70.9 yards per game/16.9 average) with three touchdowns in 10 games named Honorable Mention All-American...in 2012, attended College of Dupage as a freshman.

PERSONAL: Lettered at DuSable High School in Chicago, Ill. helped the Panthers to the State Playoffs as a senior named first-team All-District as a junior and senior scored 29 touchdowns combined as a junior and senior as a senior, notched six touchdowns in a game against Carver HS...son of Lisa Wilson and Michael Thomas has an older brother, Nate Brown majored in interdisciplinary studies.

MICHAEL THOMAS COLLEGE STATISTICS

COLLEGE STATISTICS							
Year	Team	G/S	Receiving		Avg	Lg	TD
			No	Yds			
2014	Southern Miss	13/13	41	592	14.4	44	5
2015	Southern Miss	12/9	71	1,391	19.6	69	14
TOTAL		25/22	112	1,983	17.7	69	19



93 | ETHAN WESTBROOKS

Position:	Defensive Tackle
Ht./Wt.:	6-4/267
Birth Date:	11/15/90
College:	West Texas A&M
Hometown:	Oakland, Calif.
Experience:	3rd year (3rd Rams)
Acquired:	FA-2014

Career GP/GS (Playoffs): 17/0 (0/0)



TRANSACTIONS: Signed to Rams active roster (8/29/14)...signed with the Rams as an undrafted rookie free agent (5/12/14).

2015 SEASON: Played in 11 games...notched 30 tackles (17 solo) and 2.0 sacks...**vs. Tampa Bay (12/17):** Saw action on defense and special teams...notched a personal best six tackles (four solo)...**vs. Chicago (11/15):** Made four tackles (one solo)...**at Minnesota (11/8):** Registered two tackles (one solo)...tallied two quarterback pressures and one quarterback hit...**vs. San Francisco (11/1):** Registered a sack for the second consecutive week...also made two tackles and was credited with a quarterback pressure and a quarterback hit...**vs. Cleveland (10/25):** Recorded his first career sack for a loss of eight yards...also made two tackles (one solo) and had two quarterback hits...**at Green Bay (10/11):** Declared inactive...**at Arizona (10/4):** Made three tackles (two solo) and had one quarterback hit...**vs. Pittsburgh (9/27):** Made two solo tackles and had one quarterback pressure...**at Washington (9/20):** Saw action on defense...made three tackles (two solo)...also had one quarterback pressure...**vs. Seattle (9/13):** Saw action at defensive end, recorded three tackles (one solo)...also had one quarterback pressure.

2014 SEASON: Played in six games...**at Tampa Bay (9/14):** Made his NFL debut...saw action on defense and special teams...tallied one assisted tackle...**vs. Dallas (9/21):** Saw action on defense...recorded four tackles (one solo)...**at Philadelphia (10/5):** Saw action at defensive end and on special teams...registered four tackles (three solo)...also had three quarterback pressures and one hit...**vs. Denver (11/16):** Saw action on defense and special teams...made two tackles (one solo) on defense...**at San Diego (11/23):** Saw action on defense and special teams...recorded one assisted tackle.

COLLEGE: Earned first team all-conference honors as he led the team with 19.5 tackles for loss...was second in the conference in tackles for loss and led the team with 10 quarterback hurries...in 2012, was named the Ron Lenz Division II National Defensive Player of the Year as he had 19.5 sacks, coming within one sack of the NCAA Division II record, and as he earned multiple All-America accolades...began collegiate career at Sacramento City College where he earned all-league honors all-conference accolades and all-state in 2011.

PERSONAL: Played at Franklin High School where he earned all-league and all-conference honors...also participated in track and field as he threw the shot put and discus...mother is Trisha Warren...has seven siblings...majored in nursing with a business minor at West Texas A&M...participated in many community events, including the 6th Annual Playground Build at Marygrove, St. Louis Rams Training Academy Youth Camp and the United Way Kickoff for Charity Luncheon...has two children, Elijah and London.

ETHAN WESTBROOKS NFL STATISTICS

		REGULAR SEASON													
Year	Team	Tackles		Interceptions					Fumbles		TD	PD	FF	FR	Yds
		G/S	Total	Solo	Asst	Sk	Yds	Int	Yds	Lg					
2014	RAMS	6/0	12	5	7	0.0	0	0	0	0	0	0	0	0	0
2015	RAMS	11/0	30	17	13	2.0	11	0	0	0	0	0	0	0	0
Total		17/0	42	22	20	2.0	11	0	0	0	0	0	0	0	0

ETHAN WESTBROOKS GAME-BY-GAME STATISTICS

2015 ST. LOUIS RAMS															
Game	W/L	P/S	T	S	A	Sk	Yds	Int	Yds	Lg	TD	PD	FF	FR	Yds
SEA 9/13	W	1/0	3	1	2	0.0	0	0	0	0	0	0	0	0	0
@WASH 9/20	L	1/0	3	2	1	0.0	0	0	0	0	0	0	0	0	0
PIT 9/27	L	1/0	2	2	0	0.0	0	0	0	0	0	0	0	0	0
@ARI 10/4	W	1/0	3	2	1	0.0	0	0	0	0	0	0	0	0	0
@GB 10/11	L							Inactive							
CLE 10/25	W	1/0	2	1	1	1.0	8	0	0	0	0	0	0	0	0
SF 11/1	W	1/0	2	0	2	1.0	3	0	0	0	0	0	0	0	0
@MIN 11/8	L	1/0	2	1	1	0.0	0	0	0	0	0	0	0	0	0
CHI 11/15	L	1/0	4	1	3	0.0	0	0	0	0	0	0	0	0	0
@BAL 11/22	L	1/0	1	1	0	0.0	0	0	0	0	0	0	0	0	0
@CIN 11/29	L	0/0						Inactive							
ARI 12/6	L	0/0	0	0	0	0.0	0	0	0	0	0	0	0	0	0
DET 12/13	W	1/0	2	2	0	0.0	0	0	0	0	0	0	0	0	0
TB 12/17	W	1/0	6	4	2	0.0	0	0	0	0	0	0	0	0	0
@SEA 12/27	0/0	0/0	0	0	0	0.0	0	0	0	0	0	0	0	0	0
@SF 1/3/16	0/0	0/0	0	0	0	0.0	0	0	0	0	0	0	0	0	0
TOTAL	6-8	11/0	30	17	13	2.0	11	0	0	0	0	0	0	0	0

[illegible]



69 | CODY WICHMANN

Position:	Offensive Lineman
Ht./Wt.	6-5/319
Birth Date:	3/2/92
College:	Fresno State
Hometown:	Mariposa, Calif.
Experience:	2nd year (2nd Rams)
Acquired:	D6B-2015 (215th)

Career GP/GS (Playoffs): 10/5 (0/0)



TRANSACTIONS: Selected by St. Louis in the sixth round (215th overall) of the 2015 NFL Draft (5/2/15).

2015 SEASON: Played in 10 games with five starts...**vs. Tampa Bay (12/17):** Started at right guard...helped block for 319 yards of total offense and four touchdowns...**vs. Detroit (12/13):** Started at right guard...opened up holes for RB Todd Gurley to rush for 140 yards and two touchdowns...**at Baltimore (11/22):** Made his first career start in the NFL at right guard...**vs. Chicago (11/15):** Saw action on special teams and made his first appearance on the offensive line...**vs. Seattle (9/13):** Made his NFL debut...saw action on special teams.

COLLEGE: Started in 50 career games at Fresno State, the second most starts by any Bulldog in the previous eight years...a two-time All-Mountain West selection, garnering second-team accolades as a senior in 2014 and honorable mention in 2013...member of 2013 offensive line that helped Fresno State lead the nation in passing behind quarterback Derek Carr...part of a 2013 offensive line that ranked No. 6 in the FBS in fewest sacks allowed...in the last three years of his career, he and the Bulldog offensive line helped Fresno State average 36.4 points per game and 474.8 yards of offense...started all 14 games at right guard as a senior in 2014 member of an offensive line that helped produce 406.1 yards of offense per game that ranked No. 4 in the Mountain West aided the rushing offense to 182.4 yards per game and 22 touchdowns via the ground game and protected for a passing attack that produced 223.7 yards per game member of the first offensive line unit at Fresno State to start every regular season game together since starts by game began being recorded in 1990 by the school...blocked for running back Marteze Waller who rushed for 1,368 yards, 11 touchdowns and 6.1 yards per carry - which was good for the 20th-best per-carry average in the nation named to Outland Trophy and Rotary Lombardi Award preseason watch lists...started all 13 games of the season at right guard in 2013...member of offensive line that led the way for one of the nation's most prolific offense's, as the Bulldogs led the FBS in passing (394.8 ypg), ranked third in total offense (547.8 ypg) and was sixth in scoring (43.4 ppg)...he and the rest of the team only allowed 11 sacks in 13 games, a figure that tied for the sixth-fewest sacks allowed in the FBS...what makes that sack total so impressive is that Fresno State did so while throwing the ball 675 times in 2013, which was 246 more pass attempts than any other of the teams ranked ahead of the 'Dogs in fewest sacks allowed...he helped the Bulldog offense produce the best season in school history, setting 19 school offensive records in 2013...Fresno State's offensive line helped the team produce 500 yards of offense or more in 9-of-13 games, including five games with over 600 yards...the Bulldogs, behind its offensive line, set a new school record with 822 yards of offense in the Nov. 23 victory over New Mexico...started all 13 games during the 2012 season - the first eight games at right tackle and the last five at right guard...helped Fresno State average 40.8 points and 505.8 yards of offense in his five starts at right guard...Fresno State led the Mountain West in scoring (37.9), passing (325.6) and was second in total offense (477.5) behind the Bulldog offensive line...part of offensive line that allowed Fresno State to rank 17th nationally in scoring, 12th in passing and 16th in total offense...played in all 13 games and made 10 starts on the offensive line in 2011...helped the Bulldog offense average 411.8 yards per game...guided running back Robbie Rouse to 1,549 yards rushing, a total that led the WAC and was the third most in a year in school history...helped quarterback Derek Carr become the fifth Bulldog to throw for over 3,000 yards in a season...served as a redshirt freshman in 2010.

PERSONAL: Attended Mariposa High School in California, the same high school that produced NFL All-Pro and former Bulldog All-American Logan Mankins...played on the offensive line and at tight end for Mariposa...had 11 receptions for 131 yards...averaged 11.9 yards and scored a touchdown...longest gain was for 29 yards...had a single-game high of 42 yards over Delhi...named a Modesto Bee All-Star...named Co-Outstanding Lineman...the only child of Mike Wichmann and Tally Allison...born in Tuscon, Ariz...hobbies include rafting, fishing and swimming...Logan Mankins is his favorite athlete because he is a great lineman, role model and he deserves a lot of respect...majored in criminology-law enforcement.

WICHMANN'S Games Played-Starts: RAMS: 2015 (10/5).



4 | GREG ZUERLEIN

Position:	Kicker
Ht./Wt.:	6-0/187
Birth Date:	12/27/87
College:	Missouri Western
Hometown:	Lincoln, Neb.
Experience:	5th year (5th Rams)
Acquired:	D6-2012

Career GP/GS (Playoffs): 62/0 (0/0)



TRANSACTIONS: Selected by St. Louis in the sixth round (150th overall) of the 2012 NFL Draft (4/28/12).

PRO: Fifth-year pro has played in 62 career games...converted 93-of-119 career field goals...set franchise record with 61-yard field goal in Week 9 at Minnesota in 2015...broke the franchise record for 50-plus yard field goals in a season in 2012...made his first 15 field goal attempts of his career, a new franchise record for most consecutive field goals by a rookie...with seven field goals of 50 yards or more, he owns the team record in the category and ranked second all time among NFL rookies following the 2012 season...kicked the longest field goal by a rookie in league history (60 yards)...broke the franchise record for longest field goal (60 yards) and owns three of the four longest field goals in Rams history...became the first kicker in league history to kick a 50-plus and 60-plus yard field goal in the same game (vs. Seattle, 9/30/12).

2015 SEASON: Converted 20 field goals...**vs. Detroit (12/13):** Converted all three extra point attempts...**vs. Chicago (11/15):** Made field goals of 26 and 38 yards...**at Minnesota (11/8):** Made a 61-yard field goal that set a franchise record for longest field goal in Rams history and is also the longest field goal of the season in the NFL...his 53-yard conversion moved him past former Rams K Josh Brown for second-most 50-plus yard field goal conversions in franchise history with 16...also converted field goals of 35 and 45 yards...**vs. San Francisco (11/1):** Made a 38-yard field goal and converted both extra point attempts...**vs. Cleveland (10/25):** Made a 39-yard field goal and an extra point...**at Green Bay (10/11):** Made a 42-yard field goal and three extra points...**at Arizona (10/4):** Made a 30-yard field goal and three extra points...**vs. Pittsburgh (9/27):** Made field goals of 49 and 27 yards...**at Washington (9/20):** Made a 52-yard field goal and one extra point...**vs. Seattle (9/13):** Made four extra points and two-of-two field goals including a 37-yard game-winner in overtime.

Named NFC Special Teams
Player of the Week, following
performance
against Denver



2014 SEASON: Finished the season converting 24-of-30 field goals and 34 extra points for 106 total points...converted five field goals of 50-plus yards for a career-high 71.4 percent...**at Tampa Bay (9/14):** Converted four field goals of 36, 36, 46 and 38 yards out...the 38-yard field goal came with :38 second remaining in play, to help seal the win...**vs. Denver (11/16):** Earned NFC Special Teams Player of the Week honors...converted field goal attempts of 37, 29, 22, 55 and 53 yards...**vs. New York Giants (12/21):** Converted field goal of 51 and 20 yards...

2013 SEASON: **vs. Arizona (9/8):** Made four-of-four field goals including a 48-yard game winning kick in the fourth quarter...**at Atlanta (9/15):** Made one field goal from 29 yards...made three-of-three extra points...**at Dallas (9/22):** Did not attempt any field goals...converted one-of-one extra points...**vs. San Francisco (9/26):** Made one field goal from 40 yards...**vs. Jacksonville (10/6):** Converted two-of-two field goals...**at Houston (10/6):** Made one field goal from 42 yards...converted five-of-five extra points...recorded one special teams tackle...**at Carolina (10/20):** Converted two-of-two field goals...**vs. Seattle (10/28):** Converted three-of-four field goals...**vs. Tennessee (11/3):** Did not convert a 44-yard field goal attempt...**at Indianapolis (11/10):** Converted one field goal of 32 yards...made five-of-five extra points...**vs. Chicago (11/24):** Converted field goals from 29 and 40 yards...made four-of-four extra points...**at San Francisco (12/1):** Converted both field goal attempts from 43 and 34 yards...**at Arizona (12/8):** Converted one field goal from 44 yards...**vs. New Orleans (12/15):** Converted two-of-two field goals from 31 and 35 yards...tacked on three extra points...successfully converted an onside kick in the first quarter...**vs. Tampa Bay (12/22):** Converted three-of-three field goal attempts from 54, 25 and 48 yards...marks a new season long...**at Seattle (12/29):** Converted one field goal from 36 yards...moved into first place in franchise history in career field goal percentage (49/59, 83.1 percent).

2012 SEASON: Made seven field goals from 50 yards or more...broke the franchise record for 50+ yard field goals in a season...made his first 15 field goal attempts of his career and finished the year 23-for-31 overall...with seven field goals of 50 yards or more, he owns team record in the category and ranks second all time among NFL rookies...kicked the longest field goal by a rookie in league history (60 yds.)...broke the franchise record for longest field goal (60 yds.) and owns three of the four longest field goals in Rams history...in Week 4 became the first kicker in league history to kick a 50-plus and 60-plus yard field goal in the same game...set a new franchise record for most consecutive field goals by a rookie (15)...**at Chicago (9/23):** Converted his first 50-plus yard field goal of his career, after clearing a 56-yard field goal...kick is good for second longest in franchise history, longest kick in Soldier Field history...scored all of the Rams' points (six) after hitting two-of-two field goals (56, 46)...**vs. Seattle (9/30):** Converted a 60-yard field goal, which set a new franchise record and marked the second longest kick of the season in the NFL, behind San Francisco's David Aker's who kicked a 63-yard field goal...kicked a career-high four field goals (58, 48, 60,

NFC Special Teams Player of Week 4
Greg "The Leg" Zuerlein is the first player in NFL history with a 60-yard and 50-yard field goal in the same game and the only player in league annals to make two field goals over 55 yards in a single game (vs. SEA, 9/30/12).

24)...tied for third place in franchise history for most 50-plus yard field goals made in a season with three...remains perfect on the year in field goals, going 12-for-12, marking the most consecutive field goals made by a Rams rookie in team history...**vs. Arizona (10/4)**: Hit his fourth field goal over 50 yards (53)...**at Miami (10/14)**: Converted 48- and 32-yard field goals in the first quarter to give him 15 consecutive field goals made to start his career...currently 10-for-12 on 40-plus yard field goals...**vs. San Francisco (12/2)**: Sent the team to overtime with a 53-yard field goal...converted a game-winning 54-yard field goal...only three other players have kicked field goals of at least 50 yards to send a game to overtime and then win it (Green Bay's Chris Jacke, 1996; Indianapolis' Mike Vanderjagt, 2002; Denver's Matt Prater, 2011)...he is the first NFL kicker to tie a game with a field goal of 50-plus yards as time expired in the fourth quarter and kick an overtime field goal of 50-plus yards in the same game...set a new NFL record for most field goals of 53 yards or longer (six) after hitting his game-winning 53-yarder, the previous best was set by Jason Hanson with five in 2008...he now has seven field goals of 50-plus yards, he's now one shy of tying Morten Anderson's NFL record of seven set in 1995 and later tied by Jason Hanson in 2008.

COLLEGE: Was named All-American by six different organizations following his senior season...three-time selection to First-Team All-Mid America Intercollegiate Athletic Association and also earned MIAA Special Teams Player of the year as a senior...finished his career at Missouri Western after transferring from Nebraska-Omaha when UNO dropped its football program.

PERSONAL: Played at Pius X High School in Lincoln...All-class, all-state selection as a placekicker as a junior and senior...set state mark for most field goals in a season with 12...converted 43-of-45 PATS and went 12-for-16 on FGs with a long of 52 yards...also lettered in soccer...a 2005 Sports Illustrated preseason high school All-American...majored in business...name is pronounced ZURR-line...participated in many community events, including the Taste of the NFL, Coach Fisher & Friends Celebrity Softball game and the All-Community Team Ticket program - 4th Down Fan Club.

GREG ZUERLEIN NFL STATISTICS

REGULAR SEASON

Scoring

Year	Team	GP	FG	FGA	Pct	Lg	Blk	XPM	XPA	Pct	Blk	Pts
2012	RAMS	16	23	31	74.2	60	0	26	26	100.0	0	95
2013	RAMS	16	26	28	92.9	54	0	34	34	100.0	0	112
2014	RAMS	16	24	30	80.0	56	1	34	35	97.1	0	106
2015	RAMS	14	20	30	66.6	61	2	26	28	92.9	1	86
TOTALS		62	93	119	78.2	61	3	120	123	97.5	1	399

Field Goals

Year	Team	1-19	Pct	20-29	Pct	30-39	Pct	40-49	Pct	50+	Pct
2012	RAMS	1/1	100.0	4/4	100.0	4/6	66.7	7/7	100.0	7/13	53.8
2013	RAMS	0/0	0	7/7	100.0	10/10	100.0	8/9	88.9	1/2	50.0
2014	RAMS	1/1	100.0	6/7	85.7	10/12	83.3	2/3	66.7	5/7	71.4
2015	RAMS	1/1	100.0	2/2	100.0	9/10	90.0	5/8	62.5	3/9	33.3
TOTALS		3/3	100.0	19/20	95.0	33/38	86.8	22/27	81.4	16/31	51.6

Additional Career Statistics: Special Teams Tackles: RAMS: 2015 (2) 2014 (1), 2013 (1). Total: (4).

SINGLE GAME HIGHS

Field Goals Made- 5, vs. Denver (11/16/14)

Field Goals Attempted- 5, three times, last @ Minnesota (11/8/15)

Longest- 61, @ Minnesota (11/8/15)

GREG ZUERLEIN GAME-BY-GAME STATISTICS

2015 ST. LOUIS RAMS												
Game	W/L	Pts	XP/XPA	FG/FGA	1-19	20-29	30-39	40-49	50+	Kick-By-Kick		
SEA 9/13	W	10	4/4	2/2	0/0	0/0	2/2	0/0	0/0	33, 37		
@WAS 9/20	L	4	1/1	1/1	0/0	0/0	0/0	0/0	1/1	52		
PIT 9/27	L	6	0/0	2/2	0/0	1/1	0/0	1/1	0/0	49, 27		
@ARI 10/4	W	6	3/3	1/1	0/0	0/0	1/1	0/0	0/0	30		
@GB 10/11	L	4	1/1	1/4	0/0	0/0	0/0	1/1	0/3	42, 50B, 53WL, 63WL		
CLE 10/25	W	6	3/3	1/3	0/0	0/0	1/2	0/0	0/1	39, 63WR, 35WR		
SF 11/1	W	5	2/2	1/2	0/0	0/0	1/1	0/1	0/0	38, 40B		
@MIN 11/8	L	12	0/0	4/5	0/0	0/0	1/1	1/2	2/2	61, 35, 45, 48WR, 53		
CHI 11/15	L	7	1/1	2/2	0/0	1/1	1/1	0/0	0/0	26, 38		
@BAL 11/22	L	1	1/2	0/0	0/0	0/0	0/0	0/0	0/1	52WR		
@CIN 11/29	L				Inactive							
ARI 12/6	W				Inactive							
DET 12/13	W	3	3/3	0/0	0/0	0/0	0/0	0/0	0/0	0/0		
TB 12/17	W	7	4/4	1/1	1/1	0/0	0/0	0/0	0/0	19		
@SEA 12/27	W	5	2/3	1/1	0/0	0/0	0/0	1/1	0/0	42		
@SF 1/3/16	L	10	1/1	3/5	0/0	0/0	2/2	1/2	0/1	33, 32, 44, 52WR, 48B		
TOTAL	7-9	71	23/24	20/30	1/1	2/2	9/10	5/8	3/9			

GREG ZUERLEIN GAME-BY-GAME STATISTICS CONTINUED

2014 ST. LOUIS RAMS

Game	W/L	Pts	XP/XPA	FG/FGA	1-19	20-29	30-39	40-49	50+	Kick-By-Kick
MIN 9/8	L	6	0/0	2/3	0/0	0/0	0/0	1/1	1/2	50WL, 56, 46
@TB 9/14	W	13	1/1	4/4	0/0	0/0	3/3	1/1	0/0	36,35,46,38
DAL 9/21	L	7	4/4	1/1	0/0	1/1	0/0	0/0	0/0	28
@PHI 10/5	L	4	4/4	0/0	0/0	0/0	0/0	0/0	0/0	
SF 10/13	L	5	2/2	1/1	0/0	0/0	1/1	0/0	0/0	38
SEA 10/19	W	4	4/4	0/1	0/0	0/0	0/0	0/0	0/1	52
@KC 10/26	L	1	1/1	0/1	0/0	0/0	0/1	0/0	0/0	38WR
@SF 11/2	W	7	1/1	2/2	0/0	0/0	2/2	0/0	0/0	37, 39
@ARI 11/9	L	2	2/2	0/0	0/0	0/0	0/0	0/0	0/0	
DEN 11/16	W	16	1/1	5/5	0/0	2/2	1/1	0/0	2/2	37,29,22,55,53
@SD 11/23	L	6	3/3	1/2	0/0	1/1	0/0	0/1	0/0	22,46B
OAK 11/30	W	10	7/7	1/1	0/0	0/0	1/1	0/0	0/0	38
@WAS 12/7	W	4	1/2	1/3	0/0	0/1	1/2	0/0	0/0	28WR, 38WR, 34
ARI 12/11	L	6	0/0	2/2	1/1	1/1	0/0	0/0	0/0	24,19
NYG 10/21	L	9	3/3	2/2	0/0	1/1	0/0	0/0	1/1	51,20
@SEA 10/28	L	6	0/0	2/2	0/0	0/0	1/1	0/0	1/1	33,52
TOTAL	6-10	106	34/35	24/30	1/1	6/7	10/12	2/3	5/7	

2013 ST. LOUIS RAMS

Game	W/L	Pts	XP/XPA	FG/FGA	1-19	20-29	30-39	40-49	50+	Kick-By-Kick
ARI 9/9	W	13	1/1	4/4	0/0	1/1	2/2	1/1	0/0	36, 25, 38, 48
@ATL 9/15	L	6	3/3	1/1	0/0	1/1	0/0	0/0	0/0	29
@DAL 9/22	L	1	1/1	0/0	0/0	0/0	0/0	0/0	0/0	
SF 9/26	L	3	0/0	1/1	0/0	0/0	0/0	1/1	0/0	40
JAC 10/6	W	10	4/4	2/2	0/0	0/0	2/2	0/0	0/0	32, 37
@HOU 10/13	W	8	5/5	1/1	0/0	0/0	0/0	1/1	0/0	42
@CAR 10/20	L	7	1/1	2/2	0/0	1/1	0/0	1/1	0/0	28, 42
SEA 10/28	L	9	0/0	3/4	0/0	2/2	1/1	0/0	0/1	33, 28, 27, 50WR
TEN 11/3	L	3	3/3	0/1	0/0	0/0	0/0	0/1	0/0	44WR
@IND 11/10	W	8	5/5	1/1	0/0	0/0	1/1	0/0	0/0	32
CHI 11/24	W	10	4/4	2/2	0/0	1/1	0/0	1/1	0/0	29, 40
@SF 12/1	L	7	1/1	2/2	0/0	0/0	1/1	1/1	0/0	43, 34
@ARI 12/8	L	4	1/1	1/1	0/0	0/0	0/0	1/1	0/0	44
NO 12/15	W	9	3/3	2/2	0/0	0/0	2/2	0/0	0/0	31, 35
TB 10/22	W	11	2/2	3/3	0/0	1/1	0/0	1/1	1/1	54, 25, 48
@SEA 10/29	L	3	0/0	1/1	0/0	0/0	1/1	0/0	0/0	36
TOTAL	7-9	112	34/34	26/28	0/0	7/7	10/10	8/9	1/2	

2012 ST. LOUIS RAMS

Game	W/L	Pts	XP/XPA	FG/FGA	1-19	20-29	30-39	40-49	50+	Kick-By-Kick
@DET 9/9	L	11	2/2	3/3	0/0	1/1	0/0	2/2	0/0	48, 29, 46
WAS 9/16	W	11	2/2	3/3	0/0	0/0	2/2	1/1	0/0	9, 33, 42
@CHI 9/23	L	6	0/0	2/2	0/0	0/0	0/0	1/1	1/1	56, 46
SEA 9/30	W	13	1/1	4/4	0/0	1/1	0/0	1/1	2/2	58, 48, 60, 24
ARI 10/4	W	5	2/2	1/1	0/0	0/0	0/0	0/0	1/1	53
@MIA 10/14	L	6	0/0	2/5	0/0	0/0	1/2	1/1	0/2	48, 32, 52WL, 37WL, 66WL
GB 10/21	L	8	2/2	2/2	0/0	0/0	0/0	1/1	1/1	50, 43
NE 10/28	L	1	1/1	0/0	0/0	0/0	0/0	0/0	0/0	
@SF 11/11	T	6	3/3	1/2	0/0	1/1	0/0	0/0	0/1	27, 58WR
NYJ 11/18	L	1	1/1	0/0	0/0	0/0	0/0	0/0	0/0	
@ARI 11/25	W	7	4/4	1/2	1/1	0/0	0/1	0/0	0/0	35WL, 19
SF 12/2	W	6	0/0	2/3	0/0	0/0	0/0	0/0	2/3	58WR, 53, 54
@BUF 12/9	W	1	1/1	0/0	0/0	0/0	0/0	0/0	0/0	
MIN 12/16	L	2	2/2	0/0	0/0	0/0	0/0	0/0	0/1	57WR
@TB 12/23	W	4	4/4	0/0	0/0	0/0	0/0	0/0	0/0	
@SEA 12/30	L	7	1/1	2/3	0/0	1/1	1/1	0/0	0/1	51WR, 39, 25
TOTAL	7-8-1	95	26/26	23/31	1/1	4/4	4/6	7/7	7/13	

2015 SEASON

2016 MEDIA GUIDE



1

ST. LOUIS 34, SEATTLE 31

September 13, 2015 - Edward Jones Dome - St. Louis, Mo.



WEATHER: Indoors - ATTENDANCE: 51,792 - TIME: 12:00 p.m.

The St. Louis Rams began the 2015 season with a 34-31 overtime victory over the division rival Seattle Seahawks. The Rams' defense stalled out Seattle's opening drive after eight minutes and they were forced to punt to the Rams, who went three-and-out in their first drive of the season. Seattle's WR Tyler Lockett returned the punt 57 yards for a touchdown to put the Seahawks on top, 7-0. St. Louis answered on its next possession and tied it up on the first play of the second quarter on a 16-yard run from WR Tavon Austin. CB Trumaine Johnson came up with a diving interception on the next drive, setting up a 33-yard K Greg Zuerlein field goal that gave St. Louis a 10-7 lead. Seattle tied things back up before the half with a 25 yard field goal as time expired. Following a Rams turnover on the first drive of the half, Seattle struck again with another Steven Hauschka field goal, this time from 27 yards out. The Rams bounced back after the turnover, driving 80 yards on six plays, capped off by a 1-yard QB Nick Foles touchdown run. After forcing a three-and-out, Austin returned the punt 75 yards down the left sideline for a touchdown, making Austin the fifth player in the past 20 years to score a touchdown on a punt return and a rush in the same game. Seattle cut the deficit to one possession with just over 12 minutes remaining in the fourth quarter on a QB Russell Wilson pass to TE Jimmy Graham for a touchdown, followed by a RB Marshawn Lynch two-point conversion. The Seahawks tied the game up on Hauschka's third field goal of the afternoon with 4:50 left. On the very first play of the next drive, Foles was stripped in the pocket from behind and recovered by CB Cary Williams, who took it back to the house to give Seattle its first lead since 9:10 remaining in the third. Trailing by seven points with 4:39 to play, the Rams drove 84 yards and tie the game on a 37-yard touchdown pass to TE Lance Kendricks to force overtime. After winning the coin toss and electing to receive, the Seahawks attempted an on inside kick to start overtime. WR Bradley Marquez recovered the kick at the Seattle 49-yard line, giving St. Louis good field possession that set up the eventual 37-yard game-winning field goal from the leg of Zuerlein. Seattle received an overtime possession, but the Rams' defense stopped Lynch on a fourth-and-1 rush from the St. Louis 42-yard line to end the game.

STARTING LINEUPS

SEATTLE SEAHAWKS						ST. LOUIS RAMS					
WR	89	D. Baldwin	LDE	72	M. Bennett	WR	18	Kenny Britt	LDE	91	C. Long
LT	76	R. Okung	LDT	77	A. Rubin	TE	89	J. Cook	LDT	99	A. Donald
LG	68	J. Britt	RDT	92	B. Mebane	LT	73	G. Robinson	RDT	90	M. Brockers
C	62	D. Nowak	RDE	56	C. Avril	LG	68	J. Brown	RDE	94	R. Quinn
RG	64	J. Sweezy	OLB	51	B. Irvin	C	61	T. Barnes	LLB	52	A. Ogletree
RT	79	G. Gilliam	MLB	54	B. Wagner	RG	76	R. Saffold	MLB	55	J. Laurinaitis
TE	88	J. Graham	OLB	50	K. Wright	RT	79	R. Havenstein	RLB	56	A. Ayers
WR	15	J. Kearse	LCB	25	R. Sherman	TE	88	L. Kendricks	LCB	22	T. Johnson
QB	3	R. Wilson	RCB	26	C. Williams	WR	11	T. Austin	RCB	21	J. Jenkins
FB	40	D. Coleman	SS	37	D. Bailey	QB	5	N. Foles	FS	23	R. McLeod
RB	24	M. Lynch	FS	29	E. Thomas	RB	36	B. Cunningham	SS	25	T. McDonald

ST. LOUIS SUBSTITUTIONS: K 4 G.Zuerlein, P 6 J.Hekker, WR 12 S.Bailey, WR 15 B.Marquez, WR 19 C.Givens, DB 20 L.Joyner, RB 24 I.Pead, S 26 M.Barron, S 31 M.Alexander, RB 34 C.Reynolds, S 38 C.Davis, LS 44 J.McQuaide, TE 46 C.Harkey, CB 47 M. Roberson, LB 50 C.Lynch, LB 54 B.Hager, OL 65 D.Rhane, OL 69 C.Wichmann, T 71 G.Reynolds, DL 93 E.Westbrooks, DE 95 W.Hayes, DE 97 E.Sims, DT 98 N.Fairley

SCORING SUMMARY

VISITOR	Seattle Seahawks	1	2	3	4	OT	TOTAL	FIELD GOALS
HOME	St. Louis Rams	7	3	3	18	0	31	S. Hauschka (25)(27)(35)
		0	10	14	7	3	34	G. Zuerlein (33) (37)

TEAM	Qtr	Clock	Play (Extra Point) (Drive Info)	Visitor	Home
Seahawks	1	4:31	T.Lockett 57 rd. punt return (S.Hauschka kick)	7	0
Rams	2	14:55	T.Austin 16 yd. run (G.Zuerlein kick) (9-80, 4:36)	7	7
Rams	2	7:31	G.Zuerlein 33 yd. Field Goal (6-11, 3:39)	7	10
Seahawks	2	0:00	S.Hauschka 25 yd. Field Goal (10-58, 1:49)	10	10
Seahawks	3	9:40	S.Hauschka 27 yd. Field Goal (7-30, 3:38)	13	10
Rams	3	6:10	N.Foles 1 yd run (G.Zuerlein kick) (6-80, 3:30)	13	17
Rams	3	4:30	T.Austin 75 yd. punt return (G.Zuerlein kick)	13	24
Seahawks	4	12:04	J.Graham 7 yd pass from R.Wilson (M.Lynch run) (12-63, 4:08)	21	24
Seahawks	4	4:46	S.Hauschka 35 yd. Field Goal (10-58, 4:10)	24	24
Seahawks	4	4:39	C.Williams 8 yd. fumble return (S.Hauschka kick)	31	24
Rams	4	0:53	L.Kendricks 37 yd. pass from N.Foles (G.Zuerlein kick) (12-84, 3:46)	31	31
Rams	5	12:06	G.Zuerlein 37 yd. Field Goal (6-30, 2:54)	31	34

FINAL TEAM STATISTICS

	SEAHAWKS	RAMS		SEAHAWKS	RAMS
TOTAL FIRST DOWNS	21	19	FGs - PATs Had Blocked	0-0	0-0
By Rushing	10	5	Net Punting Average	23.5	26.3
By Passing	10	13	TOTAL RETURN YARDAGE	63	96
By Penalty	1	1	No. and Yards Punt Returns	2-63	2-81
THIRD DOWN EFFICIENCY	8-19-42%	6-11-55%	No. and Yards Kickoff Returns	2-56	3-63
FOURTH DOWN EFFICIENCY	1-2-50%	0-0-0%	No. and Yards Interception Returns	0-0	1-15
TOTAL NET YARDS	343	352	PENALTIES Number and Yards	7-46	4-30
Total Offensive Plays	79	55	FUMBLES Number and Lost	0-0	3-3
Average gain per offensive play	4.3	6.4	TOUCHDOWNS	3	4
NET YARDS RUSHING	124	76	Rushing	0	2
Total Rushing Plays	32	26	Passing	1	1
Average gain per rushing play	3.9	2.9	Punt Return	1	1
Tackles for a loss-number and yards	4-5	5-8	EXTRA POINTS Made-Attempts	3-3	4-4
NET YARDS PASSING	219	276	Kicking Made-Attempts	2-2	4-4
Times thrown	6-32	2-21	FIELD GOALS Made-Attempts	3-3	2-2
Gross yards passing	251	297	RED ZONE EFFICIENCY	1-4-25%	2-4-50%
PASS ATTEMPTS-COMP-HAD INT	41-32-1	27-18-0	GOAL TO GO EFFICIENCY	1-1-100%	1-1-100%
Avg gain per pass play	4.7	9.5	SAFETIES	0	0
KICKOFFS Number-In End Zone-TBs	7-6-3	7-7-5	FINAL SCORE	31	34
PUNTS Number and Average	4-48.8	3-47.3	TIME OF POSSESSION	37:28	28:32
Had Blocked	0	0			

FINAL INDIVIDUAL STATISTICS

SEATTLE SEAHAWKS

RUSHING	ATT	YDS	AVG	LG	TD
M.Lynch	18	73	4.1	24	0
R.Wilson	8	31	3.9	10	0
F.Jackson	3	13	4.3	7	0
T.Rawls	2	5	2.5	4	0
D.Coleman	1	2	2.0	2	0

Total	32	124	3.9	24	0
--------------	-----------	------------	------------	-----------	----------

PASSING	ATT	CMP	YDS	SK/YD	TD	LG	IN
R.Wilson	41	32	251	6/32	1	23	1

Total	41	32	251	6/32	1	23	1
--------------	-----------	-----------	------------	-------------	----------	-----------	----------

RECEIVING	NO	YDS	AVG	LG	TD
J.Kearse	8	76	9.5	23	0
D.Baldwin	7	35	5.0	8	0
J.Graham	6	51	8.5	19	1
M.Lynch	5	31	6.2	19	0
T.Lockett	4	34	8.5	12	0
F.Jackson	1	16	16.0	16	0
C.Matthews	1	8	8.0	8	0

Total	32	251	7.8	23	1
--------------	-----------	------------	------------	-----------	----------

INTERCEPTIONS	NO	YDS	AVG	LG	TD
---------------	----	-----	-----	----	----

PUNTING	NO	YDS	AVG	NET	TB/I20	LG
J.Ryan	4	195	48.8	23.5	1/2	61
Total	4	195	23.5	1	2	61

PUNT RETURNS	NO	YDS	AVG	FC	LG	TD
T.Lockett	2	63	31.5	0	57	1
Total	2	63	31.5	0	57	1

KICKOFF RETURNS	NO	YDS	AVG	FC	LG	TD
T.Lockett	2	56	28.0	0	35	1
Total	2	56	28.0	0	35	1

ST. LOUIS RAMS

RUSHING	ATT	YDS	AVG	LG	TD
B.Cunningham	16	45	2.8	9	0
T.Austin	4	17	4.3	16	1
N.Foles	4	11	2.8	9	1
I.Pead	2	3	1.5	4	0

Total	26	76	2.9	16	2
--------------	-----------	-----------	------------	-----------	----------

PASSING	ATT	CMP	YDS	SK/YD	TD	LG	IN
N.Foles	27	18	297	2/21	1	42	0

Total	27	18	297	2/21	1	42	0
--------------	-----------	-----------	------------	-------------	----------	-----------	----------

RECEIVING	NO	YDS	AVG	LG	TD
J.Cook	5	85	17.0	30	0
B.Cunningham	4	77	19.3	42	0
S.Bailey	3	58	19.3	29	0
L.Kendricks	2	42	21.0	37	1
K.Britt	2	37	18.5	21	0
T.Austin	2	-2	01.0	7	0

Total	18	297	16.5	42	1
--------------	-----------	------------	-------------	-----------	----------

INTERCEPTIONS	NO	YDS	AVG	LG	TD
T.Johnson	1	15	15.0	15	0

PUNTING	NO	YDS	AVG	NET	TB/I20	LG
J.Hekker	3	142	47.3	26.3	0/0	55
Total	3	142	47.3	26.3	0/0	55

PUNT RETURNS	NO	YDS	AVG	FC	LG	TD
T.Austin	2	81	40.5	1	75	1
Total	2	81	40.5	1	75	1

KICKOFF RETURNS	NO	YDS	AVG	FC	LG	TD
I.Pead	3	63	21.0	0	22	0
Total	3	63	21.0	0	22	0

DEFENSIVE STATISTICS (Based on coaches' film review)

PLAYER	T	S	A	S-YDS	I-YDS	PD	FF	FR	PLAYER	T	S	A	S-YDS	I-YDS	PD	FF	FR
M.Brockers	13	6	7	0-0	0-0	0	0	0	M.Barron	5	3	2	0-0	0-0	0	0	0
A.Donald	11	6	5	2-10	0-0	0	0	0	C.Long	5	3	2	0-0	0-0	0	0	0
A.Ogletree	11	8	3	0-0	0-0	0	0	0	T.Johnson	4	3	1	0-0	1-15	0	0	0
T.J.McDonald	10	6	4	0-0	0-0	1	0	0	N.Fairley	3	0	3	0-0	0-0	0	0	0
R.McLeod	9	6	3	0-0	0-0	0	0	0	R.Quinn	3	2	1	2-5	0-0	0	0	0
W.Hayes	7	5	2	0-0	0-0	0	0	0	E.Westbrooks	3	1	2	0-0	0-0	0	0	0
J.Laurinaitis	7	6	1	0-0	0-0	0	0	0	E.Sims	3	1	2	1-7	0-0	0	0	0
J.Jenkins	6	4	2	0-0	0-0	1	0	0	A.Ayers	2	2	0	0-0	0-0	0	0	0
L.Joyner	6	5	1	1-10	0-0	0	0	0									
M.Roberson	5	5	0	0-0	0-0	1	0	0	TOTAL	113	72	41	6-32	1-15	3	0	0

2

ST. LOUIS 10, WASHINGTON 24

September 20, 2015 - FedExField - Landover, MD



WEATHER: Cloudy, 72° - ATTENDANCE: 72,460 - TIME: 12:03 p.m.

In their first road game of the season, the Rams fell behind early and trailed 10-0 at the end of the first quarter. Washington scored its first points of the day on a quick, three play 72-yard touchdown drive that took just 1:18 and was capped off with a RB Matt Jones 39-yard run. The Redskins tacked on three more points on their next possession with a 46-yard field goal to make it 10-0 with under a minute to play in the opening quarter. After the Rams defense forced a three-and-out on the Redskins to start the second quarter, Washington bounced back with a scoring drive that lasted 7:44 and extended their lead to 17-0 before the half. QB Kirk Cousins hooked up with WR Pierre Garcon for four yards on the scoring play. St. Louis came racing out of the gates in the second half, scoring on each of its first two possessions to cut it to a one possession game. Starting near midfield in their opening drive of the second half, the Rams used the good field position to generate a Greg Zuerlein 52 yard field goal. On the next drive, DE Robert Quinn forced Jones to fumble, giving St. Louis excellent field position for the second consecutive drive. The Rams capitalized on the opportunity two plays later, hitting WR Kenny Britt with a 40-yard strike over the middle to make it 17-10 with 7:01 remaining in the third quarter. The teams each exchanged a pair of punts before Washington scored an insurance touchdown to go back up two scores with 2:38 remaining in the game. Jones put the finishing touches on a 12 play, 12:22 drive with his second touchdown of the afternoon to bring the score to its final, 24-10. The Redskins' defense stepped up after allowing back-to-back scoring drives in the third quarter, holding the Rams to just 33 yards for the remainder of the game and not allowing a snap on their side of the field. Washington held an 11:07-3:53 advantage in time of possession in the fourth quarter to keep the St. Louis offense and a chance at a comeback on the sidelines.

STARTING LINEUPS

ST. LOUIS RAMS						WASHINGTON REDSKINS					
WR	18	K.Britt	LDE	91	C.Long	TE	89	D.Carrier	LDE	90	S.Paea
TE	89	J.Cook	LDT	99	A.Donald	LT	71	T.Williams	NT	98	T.Knighton
LT	73	G.Robinson	RDT	90	M.Brockers	LG	77	S.Lauvao	RDE	97	J.Hatcher
LG	68	J.Brown	RDE	94	R.Quinn	C	78	K.Lichtensteiger	SLB	93	T.Murphy
C	61	T.Barnes	LLB	52	A.Ogletree	RG	75	B.Scherff	MIKE	52	K.Robinson
RG	76	R.Saffold	MLB	55	J.Laurinaitis	RT	76	M.Moses	MO	56	P.Riley
RT	79	R.Havenstein	RLB	56	A.Ayers	TE	86	J.Reed	WLB	91	R.Kerrigan
TE	88	L.Kendricks	LCB	47	M.Roberson	WR	88	P.Garcon	CB	23	D.Hall
WR	11	T.Austin	RCB	21	J.Jenkins	QB	8	K.Cousins	CB	26	B.Breeland
QB	5	N.Foles	FS	23	R.McLeod	TE	85	A.McCoy	SS	34	T.Robinson
RB	36	B.Cunningham	SS	25	T.McDonald	RB	46	A.Morris	FS	38	D.Goldson

ST. LOUIS SUBSTITUTIONS: K 4 G.Zuerlein, P 6 J.Hekker, WR 12 S.Bailey, WR 15 B.Marquez, WR 19 C.Givens, DB 20 L.Joyner, CB 22 T.Johnson, RB 24 I.Pead, S 26 M.Barron, S 31 M.Alexander, RB 36 B.Cunningham, S 38 C.Davis, LS 44 J.McQuaide, TE 46 C.Harkey, LB 50 C.Lynch, LB 53 D.Bates, LB 54 B.Hager, OL 65 D.Rhane, T 71 G.Reynolds, DL 93 E.Westbrooks, DE 95 W.Hayes, DT 98 N.Fairley

SCORING SUMMARY

		1	2	3	4	OT	TOTAL	FIELD GOALS
VISITOR	St. Louis Rams	0	0	10	0	0	10	G.Zuerlein (52)
HOME	Washington Redskins	10	7	0	7	0	24	D.Hopkins (46)

TEAM	Qtr	Clock Time	Play (Extra Point) (Drive Info)	Visitor	Home
Redskins	1	7:05	M.Jones 39 yd. run (D.Hopkins kick) (3-72, 1:18)	0	7
Redskins	1	0:53	D.Hopkins 46 yd. Field Goal (8-38, 4:27)	0	10
Redskins	2	3:02	P.Garcon 4 yd. pass from K.Cousins (D.Hopkins kick) (12-82, 7:44)	0	17
Rams	3	9:33	G.Zuerlein 52 yd. Field Goal (6-34, 3:15)	3	17
Rams	3	7:01	K.Britt 40 yd. pass from N.Foles (G.Zuerlein kick) (2-49, 0:54)	10	17
Redskins	4	2:38	M.Jones 3 yd. run (D.Hopkins kick) (12-77, 6:49)	10	24

3

ST. LOUIS 6, PITTSBURGH 12

September 27, 2015 - Edward Jones Dome - St. Louis, Mo.



WEATHER: Indoors - ATTENDANCE: 52,433 - TIME: 12:00 p.m.

After winning the coin toss and electing to receive, Pittsburgh took the opening kickoff and drove 77 yards and capped off the 13-play drive with a 21-yard field goal. DT Michael Brockers stuffed RB Le'Veon Bell in the backfield for a one yard loss on third-and-goal from the 2-yard line to hold the Steelers to just three points on the opening drive. The Rams first possession of the game ended with a Johnny Hekker punt that pinned Pittsburgh inside of the 10-yard line. The Steelers responded with another lengthy drive, this time marching 92 yards in 12 plays and scoring on a one-yard touchdown run by Bell. Pittsburgh attempted a two point conversion but failed on a pass from QB Ben Roethlisberger intended for WR Darius Heyward-Bey. RB Todd Gurley made his Rams debut on the next drive and St. Louis moved into Steelers territory for the first time before being stopped on third down at the Steelers 48-yard line. The Rams then attempted a fake punt, but Hekker's pass intended for WR Stedman Bailey came up short for an incompletion and turnover on downs. The Steelers tried for a big play of their own on the second play of the following drive, but Roethlisberger's deep pass was picked off by CB Janoris Jenkins for his first interception of the season. The turnover sparked a scoring drive from the Rams, as they drove 50 yards to set up a 49-yard K Greg Zuerlein field goal that made it 9-3 heading into halftime. On the Steelers first drive of the second half, Roethlisberger hurt his knee on a sack by S Mark Barron, forcing backup QB Mike Vick to take over for the remainder of the game. The second half featured a defensive battle, as each team exchanged three punts before the Rams brought the deficit to a field goal with 5:42 remaining in the game. A long pass attempt to WR Kenny Britt down the left sideline drew a flag for pass interference, setting up Zuerlein for the 27-yard field goal. The Rams got the ball back trailing by three with 3:02 to play, but a CB Will Allen interception on the first play of the drive gave the momentum back to the Steelers. Pittsburgh ran the clock down to the two-minute warning before extending the lead to 12-6 on a K Josh Scobee 41-yard field goal. The Rams final try of the game came up empty after a fourth down pass to Britt was ruled incomplete by the replay official, allowing the Steelers to run out the remaining time left on the clock.

STARTING LINEUPS

PITTSBURGH STEELERS						ST. LOUIS RAMS					
WR	84	A. Brown	LDE	97	C. Heyward	WR	18	K. Britt	LDE	91	C. Long
LT	68	K. Beachum	NT	90	S. McLendon	TE	89	J. Cook	LDT	99	A. Donald
LG	73	R. Foster	RDE	91	S. Tuitt	LT	73	G. Robinson	RDT	90	M. Brockers
C	72	C. Wallace	LOLB	55	A. Moats	LG	68	J. Brown	RDE	94	R. Quinn
RG	66	D. DeCastro	LILB	51	S. Spence	C	61	T. Barnes	LLB	52	A. Ogletree
RT	77	M. Gilbert	RILB	94	L. Timmons	RG	76	R. Saffold	MLB	55	J. Laurinaitis
TE	83	H. Miller	ROLB	95	J. Jones	RT	79	R. Havenstein	CB	20	L. Joyner
WR	11	M. Wheaton	LCB	22	W. Gay	TE	88	L. Kendricks	LCB	22	T. Johnson
QB	7	B. Roethlisberger	RCB	41	A. Blake	WR	11	T. Austin	RCB	21	J. Jenkins
WR	34	De. Williams	SS	20	W. Allen	QB	5	N. Foles	FS	23	R. McLeod
RB	26	L. Bell	RCB	23	M. Mitchell	RB	27	T. Mason	SS	25	T. McDonald

ST. LOUIS SUBSTITUTIONS: K 4 G.Zuerlein, P 6 J.Hekker, WR 12 S.Bailey, WR 15 B.Marquez, WR 19 C.Givens, S 26 M.Barron, RB 30 T. Gurley, S 31 M.Alexander, RB 36 B.Cunningham, S 38 C.Davis, LS 44 J.McQuaide, TE 46 C.Harkey, CB 47 M. Roberson, LB 50 C.Lynch, LB 53 D.Bates, LB 54 B.Hager, LB 56 A. Ayers, T. 63 D. Williams, OL 65 D.Rhaney, T 71 G.Reynolds, DL 93 E.Westbrooks, DE 95 W.Hayes, DT 98 N.Fairley

SCORING SUMMARY

		1	2	3	4	OT	TOTAL	FIELD GOALS
VISITOR	Pittsburgh Steelers	3	6	0	3	0	12	J. Scobee (21) (41)
HOME	St. Louis Rams	0	3	0	3	0	6	G.Zuerlein (49) (27)

TEAM	Qtr	Clock Time	Play (Extra Point) (Drive Info)	Visitor	Home
Steelers	1	7:18	J. Scobee 21 yd. Field Goal (13-77, 7:42)	3	0
Steelers	2	13:00	L. Bell 1 yd. run (pass failed) (12-92, 6:03)	9	0
Rams	2	2:05	G. Zuerlein 49 yd. Field Goal (9-50, 4:47)	9	3
Rams	4	5:38	G. Zuerlein 27 yd. Field Goal (7-62, 4:06)	9	6
Steelers	4	1:56	J. Scobee 41 yd. Field Goal (4-8, 0:55)	12	6

4

ST. LOUIS 24, ARIZONA 22

October 4, 2015 - University of Phoenix Stadium - Phoenix, AZ



WEATHER: Indoors - ATTENDANCE: 63,146 - TIME: 3:25 p.m.

The Rams were given excellent field position to start the game after S Mark Barron hit KR David Johnson and knocked the ball loose on the opening kickoff. LB Daren Bates recovered at the Arizona 17 and set up St. Louis for a quick three play drive, culminating with a 12-yard touchdown pass from QB Nick Foles to WR Tavon Austin. The Rams defense set the tone for the game on the Cardinals first possession, sacking QB Carson Palmer twice before forcing a punt. On the Cardinals next possession, the ball was placed on the Rams' 1-yard line after a flag was thrown for pass interference in the end zone. The St. Louis defense held strong, stopping Arizona on three straight plays to force a field goal. The Cardinals continued to cut into the lead later with a 27-yard Chandler Catanzaro's field goal to make it 7-6. After the Rams were forced to punt for the third straight possession, the St. Louis defense forced another turnover when CB Janoris Jenkins came up with an interception in the end zone on a deep pass from Palmer intended for WR John Brown. The Rams capitalized on the takeaway and put three points on the board, set up by a 47-yard pass to Austin down the right side that led to a 30-yard Greg Zuerlein field goal. Arizona responded with a field goal of their own on the following drive with Catanzaro's third field goal of the opening half, this time from 42 yards to make it 10-9 Rams at the break. The Rams forced their third turnover of the game on Arizona's first drive of the second half. S Rodney McLeod forced a fumble on the Cardinals 42-yard line and was recovered by CB Trumaine Johnson, giving the Rams another short field to work with. This time, the Rams put seven on the board when Foles connected with WR Stedman Bailey for 18 yards to give St. Louis its biggest lead of the game at 17-9. Two more Catanzaro field goals brought it to 17-15 early in the fourth quarter. The Rams answered with an 80 yard drive, with every play going to either Austin or RB Todd Gurley. Gurley busted loose on the third play of the drive for a 52-yard run before Foles eventually found Austin over the middle for the receiver's second touchdown of the day to give the Rams a 24-15 lead with just over eight minutes remaining. The Cardinals scored their first touchdown of the afternoon and cut the lead to two with 4:44 to go. Arizona moved into St. Louis territory on its final drive of the game needing a field goal to win, but the Rams defense came up with a stop on fourth-and-two from the 43-yard line to get the ball back to the offense. Gurley rushed for 48 of his 106 fourth-quarter yards on the final drive to run out the clock and secure the victory.

STARTING LINEUPS

ST. LOUIS RAMS

WR	18	Kenny Britt	LDE	91	C. Long
TE	89	J. Cook	LDT	99	A. Donald
LT	73	G. Robinson	RDT	90	M. Brockers
LG	68	J. Brown	RDE	94	R. Quinn
C	61	T. Barnes	LLB	52	A. Ogletree
RG	76	R. Saffold	MLB	55	J. Laurinaitis
RT	79	R. Havenstein	RLB	56	A. Ayers
WR	12	S. Bailey	LCB	22	T. Johnson
WR	11	T. Austin	RCB	21	J. Jenkins
QB	5	N. Foles	FS	23	R. McLeod
RB	30	T. Gurley	SS	25	T. McDonald

ARIZONA CARDINALS

WR	L. Fitzgerald	DE	93	C. Campbell
LT	68 J. Veldheer	NT	97	J. Mauro
LG	76 M. Iupati	DT	92	F. Rucker
C	63 L. Sendlein	ILB	51	K. Minter
RG	61 J. Cooper	WILL	57	A. Okafor
RT	70 B. Massie	LCB	21	P. Peterson
TE	85 D. Fells	RCB	25	J. Powers
TE	87 T. Niklas	SS	20	D. Buchannon
QB	3 C. Palmer	FS	32	T. Mathieu
RB	23 C. Johnson	DB	22	T. Jefferson
TE	84 J. Gresham	DB	26	R. Johnson

ST. LOUIS SUBSTITUTIONS: K 4 G.Zuerlein, P 6 J.Hekker, WR 15 B.Marquez, DB 20 L. Joyner, S 26 M.Barron, RB 27 T. Mason, RB 36 B.Cunningham, DB 37 C. Bryant, S 38 C.Davis, LS 44 J.McQuaide, TE 46 C.Harkey, CB 47 M. Roberson, LB 50 C.Lynch, LB 53 D.Bates, LB 54 B.Hager, OL 65 D.Rhaney, G 69 C. Wichmann, T 71 G.Reynolds, WR 83 B. Quick, DL 93 E.Westbrooks, DE 95 W.Hayes, DT 98 N.Fairley

SCORING SUMMARY

		1	2	3	4	OT	TOTAL	FIELD GOALS
VISITOR	St. Louis Rams	7	3	7	7	0	24	G. Zuerlein (30)
HOME	Arizona Cardinals	3	6	3	10	0	22	C. Catanzaro (21)(27)(42)(38)(29)

TEAM	Qtr	Clock Time	Play (Extra Point) (Drive Info)	Visitor	Home
Rams	1	13:24	T. Austin 12 yd. pass from N. Foles (G. Zuerlein kick) (3-17, 1:29)	7	0
Cardinals	1	4:13	C. Catanzaro 21 yd. Field Goal (8-62, 4:19)	7	3
Cardinals	2	10:45	C. Catanzaro 27 yd. Field Goal (13-51, 6:29)	7	6
Rams	2	3:16	G. Zuerlein 30 yd. Field Goal (7-68, 3:34)	10	6
Cardinals	2	1:13	C. Catanzaro 42 yd. Field Goal (9-56, 2:03)	10	9
Rams	3	5:44	S. Bailey 18 yd. pass fro N. Foles (G. Zuerlein kick) (5-58, 2:52)	17	9
Cardinals	3	1:13	C. Catanzaro 38 yd. Field Goal (9-60, 4:31)	17	12
Cardinals	4	11:57	C. Catanzaro 29 yd. Field Goal (6-41, 2:55)	17	15
Rams	4	8:16	T. Austin 12 yd. pass from N.Foles (G. Zuerlein kick) (6-80, 3:41)	24	15
Cardinals	4	4:38	D. Johnson 23 yd. pass from C. Palmer (C.Catanzaro kick) (8-80, 3:38)	24	22

5

ST. LOUIS 10, GREEN BAY 24

October 11, 2015 - Lambeau Field - Green Bay, WI



WEATHER: Clear, 67° - ATTENDANCE: 78,432 - TIME: 12:02 p.m.

Green Bay struck first on their first possession of the game with a six play, 56-yard drive that resulted in a 31-yard touchdown pass from QB Aaron Rodgers to WR Ty Montgomery. The Rams drove into Packer territory on the following drive, but were forced to punt after a Green Bay sack pushed St. Louis out of field goal range. The Packers drove into Rams territory before Rodgers threw a pass that was tipped at the line and intercepted by LB James Laurinaitis. The interception was Rodgers' first pick at Lambeau Field since 2012. The Rams couldn't capitalize on the mistake, turning the ball right back over three plays later with an interception by DB Micah Hyde. It was the first time all season that the Rams forced a turnover and didn't come away with any points. After the Rams defense came up with a stop on 4th down, QB Nick Foles threw his second interception of the game three plays later. This time, the Packers made the Rams pay for the mistake, returning the INT 45 yards for a TD and a 14-0 lead at the end of the first quarter. After the teams exchanged punts, the Rams got on the board with a 9 play, 80-yard drive. St. Louis cashed in on a short pass to WR Tavon Austin that made it 14-7. Rodgers then threw his second interception of the afternoon, this time picked off by CB Trumaine Johnson on a diving grab before returning it 29 yards. That set up a Greg Zuerlein 42-yard field goal that made it 14-10 Packers heading into halftime. Green Bay opened up the second half with the ball and didn't waste any time extending their lead. On the fourth play of the drive, Rodgers connected with WR James Jones down the middle for a 65-yard touchdown that put the Packers on top 21-10. Sensing the change in momentum, the Rams faked a punt on their own side of the field and converted a 20-yard pass for a first down. Later in the drive however, Green Bay blocked the 50-yard field goal attempt by Zuerlein. Zuerlein missed a 53-yarder on the Rams next possession after DE Rob Quinn sacked Rodgers and forced a fumble. The Rams made two drives into the red zone in the fourth quarter, but both ended with interceptions, spoiling the chance of a comeback. Green Bay added on one more field goal with just over a minute remaining to bring the score to its final, 24-10.

STARTING LINEUPS

ST. LOUIS RAMS				GREEN BAY PACKERS			
WR 18 K. Britt	LDE 91 C. Long	WR 89 J. Jones	NOSE 90 B. Raji	WR 88 T. Montgomery	DT 76 M. Daniels		
TE 46 C. Harkey	LDT 99 A. Donald	LT 69 D. Bakhtiari	LOLB 56 J. Peppers	LG 71 J. Sitton	BLB 51 N. Palmer		
LT 73 G. Robinson	RDT 90 M. Brockers	C 63 C. Linsley	MLB 52 C. Matthews	RG 70 T. Lang	ROLB 96 M. Neal		
LG 68 J. Brown	RDE 94 R. Quinn	RT 75 B. Bulaga	LCB 23 D. Randall	TE 82 R. Rodgers	RCB 37 S. Shields		
C 61 T. Barnes	LLB 26 M. Barron	WR 18 R. Cobb	CB 29 C. Hayward	QB 12 A. Rodgers	SS 33 M. Hyde		
RG 76 R. Saffold	MLB 55 J. Laurinaitis	RB 27 E. Lacy	FS 21 H. Clinton-Dix	RT 79 R. Havenstein			
DB 20 L. Joyner				TE 88 L. Kendricks			
LCB 22 T. Johnson				WR 11 T. Austin			
RCB 21 J. Jenkins				QB 5 N. Foles			
FS 23 R. McLeod				RB 30 T. Gurley			
SS 25 T. McDonald							

ST. LOUIS SUBSTITUTIONS: K 4 G. Zuerlein, P 6 J. Hekker, WR 12 S. Bailey, WR 15 B. Marquez, RB 27 T. Mason, RB 34 C. Reynolds, RB 36 B. Cunningham, DB 37 C. Bryant, S 38 C. Davis, LS 44 J. McQuaide, CB 47 M. Roberson, LB 50 C. Lynch, LB 53 D. Bates, LB 54 B. Hager, LB 56 A. Ayers, T 64 A. Donnal, OL 65 D. Rhaney, T 71 G. Reynolds, WR 83 B. Quick, TE 89 J. Cook, DE 95 W. Hayes, DE 97, E. Sims, DT 98 N. Fairley

SCORING SUMMARY

		1	2	3	4	OT	TOTAL	FIELD GOALS
VISITOR	St. Louis Rams	0	10	0	0	0	10	M. Crosby (35)
HOME	Green Bay Packers	14	0	7	3	0	24	G. Zuerlein (42) 50B 53WL 63WL

TEAM	Qtr	Clock Time	Play (Extra Point) (Drive Info)	Visitor	Home
Packers	1	12:09	T. Montgomery 31 yd. pass from A. Rodgers (M. Crosby kick) (6-56, 1:48)	0	7
Packers	1	0:53	Q. Rollins 45 yd. interception return (M. Crosby kick)	0	14
Rams	2	7:12	T. Austin 5 yd pass from N. Foles (G. Zuerlein kick) (9-80, 5:10)	7	14
Rams	2	1:40	G. Zuerlein 42 yd. Field Goal (7-9, 2:23)	10	14
Packers	3	12:41	J. Jones 65 yd. pass from A. Rodgers (M. Crosby kick) (4-75, 2:19)	10	21
Packers	4	1:03	M. Crosby Field Goal (7-30, 2:20)	10	24

FINAL TEAM STATISTICS

	RAMS	PACKERS		RAMS	PACKERS
TOTAL FIRST DOWNS	17	19	FGs - PATs Had Blocked	0-0	0-0
By Rushing	5	5	Net Punting Average	40.6	40.3
By Passing	10	12	TOTAL RETURN YARDAGE	49	12
By Penalty	2	2	No. and Yards Punt Returns	5-29	2-12
THIRD DOWN EFFICIENCY	6-14-43%	5-14-36%	No. and Yards Kickoff Returns	0-0	2-54
FOURTH DOWN EFFICIENCY	0-2-0%	0-0-0%	No. and Yards Interception Returns	1-20	0-0
TOTAL NET YARDS	432	309	PENALTIES Number and Yards	5-23	8-38
Total Offensive Plays	66	71	FUMBLES Number and Lost	1-1	1-0
Average gain per offensive play	6.5	4.4	TOUCHDOWNS	4	2
NET YARDS RUSHING	89	93	Rushing	0	1
Total Rushing Plays	30	24	Passing	3	1
Average gain per rushing play	3.0	3.9	Interceptions	1	0
Tackles for a loss-number and yards	6-13	2-2	EXTRA POINTS Made-Attempts	4-4	2-2
NET YARDS PASSING	343	216	Kicking Made-Attempts	4-4	2-2
Times thrown	0-0	5-20	FIELD GOALS Made-Attempts	1-1	1-1
Gross yards passing	343	236	RED ZONE EFFICIENCY	1-2-50%	1-1-100%
PASS ATTEMPTS-COMP-HAD INT	36-22-0	42-21-1	GOAL TO GO EFFICIENCY	0-1-0%	1-1-100%
Avg gain per pass play	9.5	4.6	SAFETIES	0	0
KICKOFFS Number-In End Zone-TBs	6-6-4	4-3-3	FINAL SCORE	31	17
PUNTS Number and Average	5-43.0	8-43.9	TIME OF POSSESSION	28:38	31:22
Had Blocked	0	0			

FINAL INDIVIDUAL STATISTICS

ST. LOUIS RAMS							GREEN BAY PACKERS							
RUSHING							RUSHING							
T. Gurley	30	159	5.3	55	0		A. Rodgers	8	39	4.9	18	0		
T. Austin	3	22	7.3	15	0		E. Lacy	13	27	2.1	8	0		
T. Mason	2	8	4.0	6	0		J. Starks	5	17	3.4	6	0		
N. Foles	1	2	2.0	2	0		J. Kuhn	1	3	3.0	3	0		
Total	36	191	5.4	55	0		Total	27	86	3.2	18	0		
PASSING							PASSING							
N. Foles	30	11	141	3/18	1	68	A. Rodgers	30	19	241	2/5	2	65	2
J. Hekker	1	1	20	0/0	0	20								
Total	31	12	161	3/18	1	68	4							
RECEIVING							RECEIVING							
S. Bailey	3	73	24.3	68	0		R. Rodgers	6	45	7.5	18	0		
B. Cunningham	2	28	14.0	17	0		T. Montgomery	4	59	14.8	31	1		
L. Kendricks	2	16	8.0	12	0		J. Starks	3	29	9.7	19	0		
T. Austin	2	6	3.0	5	1		R. Cobb	3	23	7.7	10	0		
C. Davis	1	20	20.0	20	0		J. Jones	2	77	38.5	65	1		
B. Quick	1	10	10.0	10	0		E. Lacy	1	8	8.0	8	0		
J. Cook	1	8	8.0	8	0									
Total	12	161	13.4	68	1		Total	19	241	12.7	65	2		
INTERCEPTIONS							INTERCEPTIONS							
T. Johnson	1	29	29.0	29	0		Q. Rollins	2	48	24.0	45	1		
J. Laurinaitis	1	0	0.0	0	0		M. Hyde	1	2	0.0	2	0		
							H. Clinton-Dix	1	0	0.0	0	0		
Total	2	29	14.5	29	0		Total	4	50	12.5	45	1		
PUNTING							PUNTING							
J. Hekker	4	181	45.3	38.0	1/1	51	T. Masthay	4	191	47.8	36.8	2/0	53	
Total	4	181	45.3	38.0	1/1	51	Total	4	191	47.8	36.8	2/0	53	
PUNT RETURNS							PUNT RETURNS							
T. Austin	2	4	2.0	0	LG	25	0							
Total	5	29	5.8	1	13	0								
KICKOFF RETURNS							KICKOFF RETURNS							
	NO	YDS	AVG	FC	LG	TD								
							B. Cunningham	2	54	27.0	0	31	0	
							Total	2	54	27.0	0	31	0	

DEFENSIVE STATISTICS (Based on coaches' film review)

PLAYER	T	S	A	S-YDS	I-YDS	PD	FF	FR	PLAYER	T	S	A	S-YDS	I-YDS	PD	FF	FR
T.J. McDonald	10	7	3	0-0	0-0	0	0	0	A. Donald	3	2	1	0-0	0-0	0	0	0
J. Laurinaitis	9	5	4	0-0	1-0	0	0	0	N. Fairley	2	2	0	0-0	0-0	1	0	0
L. Joyner	8	8	0	0-0	0-0	0	0	1	C. Long	1	0	1	0-0	0-0	0	0	0
M. Barron	6	4	2	0-0	0-0	3	0	0	A. Ayers	1	0	1	0-0	0-0	0	0	0
R. Quinn	6	5	1	1-2	0-0	0	1	0	D. Bates	1	1	0	0-0	0-0	0	0	0
M. Brockers	5	3	2	1-3	0-0	0	0	0									
E. Sims	5	2	3	0-0	0-0	0	0	0									
W. Hayes	5	4	1	0-0	0-0	0	0	0									
T. Johnson	4	4	0	0-0	1-29	0	0	0									
R. McLeod	4	3	1	0-0	0-0	0	0	0									
									TOTAL	70	50	20	2-5	2-29	4	1	1

7

ST. LOUIS 24, CLEVELAND 6

October 25, 2015 - Edward Jones Dome - St. Louis, Mo.



WEATHER: Indoors - ATTENDANCE: 51,523 - TIME: 12:00 p.m.

After St. Louis went three-and-out on the game's opening possession, P Johnny Hekker pinned the Browns down inside of the 10-yard line. Three plays later, CB Janoris Jenkins forced a fumble that was scooped up by S Rodney McLeod and taken back for a touchdown to give the Rams an early 7-0 lead. The St. Louis defense forced another big turnover inside of Browns territory on the very next drive. On third-and-8 from the 32-yard line, DE William Hayes sacked QB Josh McCown and stripped the ball loose. LB Akeem Ayers recovered, and the Rams capitalized on another quick turnover and took a 10-0 on a 39-yard field goal from Greg Zuerlein. On the next drive, Cleveland used a lengthy 14-play, 73 yard drive to get on the board. The Rams defense held strong at the end of the drive however, halting the Browns at the 7-yard line and holding Cleveland to just three points. After the teams exchanged a pair of punts in the second quarter, St. Louis was driving and looking to extend the lead, but a turnover curtailed the drive. The Browns came out in the second half and cut into the Rams lead on the opening drive, converting a 44 yard field goal that made it 10-6. It looked as though St. Louis would answer with a field goal of their own, but Zuerlein missed the 35-yard attempt. When the Rams got the ball back, they drove 88 yards in four plays and scored a touchdown to make it 17-6. RB Todd Gurley's first career touchdown came from one yard out and was set up by a 41-yard pass down the right side to WR Kenny Britt that gave the Rams the goal-to-go situation. The Rams defense continued to wreak havoc, forcing another fumble on the Browns first drive in the fourth quarter. After getting the ball back, Gurley exploded for three plays of 20 yards or more on the next drive, setting up his second rushing touchdown of the afternoon and extending the lead to 24-6. Hayes sealed the deal on the following possession with his second sack and forced fumble of the game and the fourth fumble recovery by the Rams.

STARTING LINEUPS

CLEVELAND BROWNS				ST. LOUIS RAMS			
WR 16 A.Hawkins	RE 94 R.Starks	WR 18 K. Britt	LDE 95 W. Hayes	TE 89 J. Cook	LDT 99 A. Donald		
LT 73 J.Thomas	NT 71 D.Shelton	LT 73 G. Robinson	RDT 90 M. Brockers	LG 68 J. Brown	RDE 94 R. Quinn		
LG 75 J.Bitonio	LE 92 D.Bryant	C 61 T. Barnes	LLB 26 M. Barron	RG 71 G. Reynolds	MLB 55 J. Laurinaitis		
C 55 A.Mack	OLB 99 P.Kruger	RT 79 R. Havenstein	RLB 56 A. Ayers	WR 12 S. Bailey	LCB 22 T. Johnson		
RG 77 J.Greco	MIKE 56 K.Dansby	WR 11 T. Austin	RCB 21 J. Jenkins	QB 5 N. Foles	FS 23 R. McLeod		
RT 72 M.Schwartz	WILL 58 C.Kirksey	RB 30 T. Gurley	SS 25 T. McDonald	TE 82 G.Barnidge			
TE 82 G.Barnidge	OLB 44 N.Orchard			WR 13 J.McCown			
WR 11 T.Benjamin	RCB 22 T.Williams			RB 34 I.Crowell			
QB 13 J.McCown	LCB 26 P.Desir			TE 81 J.Dray			
RB 34 I.Crowell	FS 33 J.Poyer						
TE 81 J.Dray	SS 31 D.Whitner						

ST. LOUIS SUBSTITUTIONS:K 4 G.Zuerlein, P 6 J.Hekker, WR 15 B.Marquez, DB 20 L. Joyner, S 31 M. Alexander, RB 34 C.Reynolds, RB 36 B.Cunningham, S 38 C.Davis, RB 42 T. Watts, LS 44 J.McQuaide, TE 46 C. Harkey, CB 47 M. Roberson, TE 48 J. Cunningham, LB 50 C.Lynch, LB 53 D.Bates, LB 54 B.Hager, T 63 D. Williams, OL 65 D.Rhaney, G 69 C. Wichmann, WR 83 B. Quick, DL 93 E. Westbrook, DE 97, E.Sims, DT 98 N.Fairley

SCORING SUMMARY

		1	2	3	4	TOTAL	FIELD GOALS
VISITOR	Cleveland Browns	0	3	3	0	6	T.Coons (25)(44)
HOME	St. Louis Rams	10	0	7	7	24	G.Zuerlein (39) 63WR 35WR

TEAM	Qtr	Clock Time	Play (Extra Point) (Drive Info)	Visitor	Home
Rams	1	11:59	R.McLeod 20 yd. fumble return (G.Zuerlein kick)	0	7
Rams	1	7:33	G.Zuerlein 39 yd. Field Goal (4-4, 1:42)	0	10
Browns	2	14:05	T.Coons 25 yd. Field Goal (14-73, 8:28)	3	10
Browns	3	11:45	T.Coons 44 yd. Field Goal (6-54, 3:15)	6	10
Rams	3	2:14	T.Gurley 1 yd. run (G.Zuerlein kick) (4-88, 1:55)	6	17
Rams	4	8:11	T.Gurley 16 yd. run (G.Zuerlein kick) (7-56, 4:06)	6	24

8

ST. LOUIS 27, SAN FRANCISCO 6

November 1, 2015 - Edward Jones Dome - St. Louis, Mo.



WEATHER: Indoors - ATTENDANCE: 51,207 - TIME: 12:00 p.m.

San Francisco took the lead on the game's opening possession with a nine-play, 44 yard drive that ended with a K Phil Dawson 54-yard field goal. After exchanging a pair of punts, P Johnny Hekker placed a punt inside of the 20-yard line. An illegal block and an unsportsmanlike conduct penalty backed the 49ers deep into their own territory, forcing the drive to start from the 3. The St. Louis defense forced a negative play on both first and second down before finally getting to San Francisco in the end zone for a safety. LB James Laurinaitis and DT Michael Brockers penetrated the line and stuffed 49ers RB Mike Davis to give St. Louis its first points of the game. The Rams started with good field position and drove into 49ers territory on the ensuing drive before a fumble gave the ball back to San Francisco. Both defenses took over from there, holding the game at 3-2 until RB Todd Gurley scored the game's first touchdown with 10:35 remaining in the second. On the first play of the drive, Gurley exploded up the middle for the 71-yard touchdown. The Rams decided to go for the two point conversion and succeeded with a pass from QB Nick Foles to TE Jared Cook. After St. Louis forced a Niners three-and-out, the Rams extended the lead with a 38-yard field goal from Greg Zuerlein, making it 13-3. The 49ers responded with a field goal of their own on a drive that ate up five minutes late in the second quarter, but they left too much time on the clock, allowing the Rams one last shot. St. Louis got the ball back with just under two minutes and marched down the field in seven plays and capped off the drive with a WR Tavon Austin two yard touchdown run to the pylon. Leading 20-6 at the break, the Rams held the 49ers to just 76 total yards in the second half, shutting them down and holding them scoreless for the remainder of the game. A big play in the third quarter came when the 49ers recovered a fumble and returned it for a touchdown. However, a flag on the play nullified the score and gave the Rams the ball back, preventing the momentum shift. Later in the drive, San Francisco blocked Zuerlein's 40-yard field goal. With 10:09 remaining in the game, St. Louis tacked on one more touchdown with another explosive play, this time to Austin. On third-and-three from their own 34, Foles connected with Austin for a 66-yard touchdown, bringing the game to its final of 27-6.

STARTING LINEUPS

SAN FRANCISCO 49ERS						ST. LOUIS RAMS					
TE	89	V. McDonald	DB	25	J. Ward	WR	18	K. Britt	LDE	95	W. Hayes
LT	74	J. Staley	NT	93	I. Williams	TE	89	J. Cook	LDT	99	A. Donald
LG	75	A. Boone	RDT	92	Q. Dial	LT	73	G. Robinson	RDT	90	M. Brockers
C	66	M. Martin	OLB	55	A. Brooks	LG	71	G. Reynolds	RDE	94	R. Quinn
RG	65	J. Devey	ILB	53	N. Nowman	C	61	T. Barnes	LLB	26	M. Barron
RT	71	E. Pears	ILB	57	M. Wilhoite	RG	68	J. Brown	MLB	55	J. Laurinaitis
TE	85	V. Davis	OLB	59	A. Lynch	RT	79	R. Havenstein	RLB	56	A. Ayers
WR	82	T. Smith	LCB	26	T. Brock	WR	12	S. Bailey	LCB	22	T. Johnson
QB	7	C. Kaepernick	RCB	20	K. Acker	WR	11	T. Austin	RCB	21	J. Jenkins
RB	23	R. Bush	FS	35	E. Reid	QB	5	N. Foles	FS	23	R. McLeod
TE	88	G. Celek	SS	29	J. Tartt	RB	30	T. Gurley	SS	25	T. McDonald

ST. LOUIS SUBSTITUTIONS: K 4 G.Zuerlein, P 6 J.Hekker, WR 15 B.Marquez, DB 20 L. Joyner, RB 27 T. Mason, S 31 M. Alexander, RB 34 C.Reynolds, RB 36 B.Cunningham, S 38 C.Davis, LS 44 J.McQuaide, TE 46 C. Harkey, CB 47 M. Roberson, LB 50 C.Lynch, LB 53 D.Bates, LB 54 B.Hager, T 63 D. Williams, T 64 A. Donnal, OL 65 D.Rhane, WR 83 B. Quick, TE 83 L. Kendrick, DL 93 E. Westbrook, DE 97, E.Sims, DT 98 N.Fairley

SCORING SUMMARY

		1	2	3	4	TOTAL	FIELD GOALS
VISITOR	San Francisco 49ers	3	3	0	0	6	P. Dawson (54) (26)
HOME	St. Louis Rams	2	18	0	7	0	G. Zuerlein (38) 40B

TEAM	Qtr	Clock Time	Play (Extra Point) (Drive Info)	Visitor	Home
49ers	1	10:29	P. Dawson 54 yd. Field Goal (9-44, 4:31)	3	0
Rams	1	4:24	M. Davis tackled in end zone by J. Laurinaitis for a Safety	3	2
Rams	2	10:25	T. Gurley 71 yd. run (N. Foles-J.Cook pass) (1-71, 0:10)	3	10
Rams	2	6:52	G. Zuerlein 38 yd. Field Goal (6-19, 2:13)	3	13
49ers	2	1:53	P. Dawson 26 yd. Field Goal (12-73, 4:59)	6	13
Rams	2	0:18	T. Austin 2 yd. run (G. Zuerlein kick) (7-80, 1:35)	6	20
Rams	4	8:34	T. Austin 66 yd. pass from N. Foles (G.Zuerlein kick) (3-73, 1:35)	6	27

FINAL TEAM STATISTICS

	49ERS	RAMS		49ERS	RAMS
TOTAL FIRST DOWNS	11	13	FGs - PATs Had Blocked	0-0	1-0
By Rushing	1	7	Net Punting Average	44.1	49.1
By Passing	8	5	TOTAL RETURN YARDAGE	38	-1
By Penalty	2	4	No. and Yards Punt Returns	5-38	3--1
THIRD DOWN EFFICIENCY	3-17-18%	1-12-8%	No. and Yards Kickoff Returns	2-49	2-19
FOURTH DOWN EFFICIENCY	0-1-0%	0-0-0%	No. and Yards Interception Returns	0-0	0-0
TOTAL NET YARDS	189	388	PENALTIES Number and Yards	13-93	12-93
Total Offensive Plays	65	64	FUMBLES Number and Lost	0-0	1-1
Average gain per offensive play	2.9	6.1	TOUCHDOWNS	0	3
NET YARDS RUSHING	38	197	Rushing	0	2
Total Rushing Plays	21	41	Passing	0	1
Average gain per rushing play	1.8	4.8	EXTRA POINTS Made-Attempts	0-0	3-3
Tackles for a loss-number and yards	6-9	3-8	Kicking Made-Attempts	0-0	2-2
NET YARDS PASSING	151	191	Passing Made-Attempts	0-0	1-1
Times thrown	3-11	0-0	FIELD GOALS Made-Attempts	2-2	1-2
Gross yards passing	162	191	RED ZONE EFFICIENCY	0-1-0%	1-1-100%
PASS ATTEMPTS-COMP-HAD INT	41-20-0	23-14-0	GOAL TO GO EFFICIENCY	0-1-0%	1-1-100%
Avg gain per pass play	3.4	8.3	SAFETIES	0	1
KICKOFFS Number-In End Zone-TBs	4-2-2	5-5-3	FINAL SCORE	6	27
PUNTS Number and Average	10-46.0	8-54.5	TIME OF POSSESSION	28:02	31:58
Had Blocked	0	0			

FINAL INDIVIDUAL STATISTICS

SAN FRANCISCO 49ERS								ST. LOUIS RAMS							
RUSHING								RUSHING							
	ATT	YDS	AVG	LG	TD				ATT	YDS	AVG	LG	TD		
C. Kaepernick	6	28	4.7	9	0	T. Gurley			20	133	6.7	71	1		
K. Gaskins	5	6	1.2	3	0	T. Mason			15	46	3.1	9	0		
M. Davis	10	4	0.4	5	0	T. Austin			3	21	7.0	13	1		
						N. Foles			3	-3	-1.0	-1	0		
Total	21	38	1.8	9	0	Total			41	197	4.8	71	2		
PASSING								PASSING							
C. Kaepernick	ATT	CMP	YDS	SK/YD	TD	LG	IN	N. Foles	ATT	CMP	YDS	SK/YD	TD	LG	IN
Total	41	20	162	3/11	0	33	0	Total	23	14	191	0/0	1	66	0
	41	20	162	3/11	0	33	0		23	14	191	0/0	1	66	0
RECEIVING								RECEIVING							
		NO	YDS	AVG	LG	TD				NO	YDS	AVG	LG	TD	
V. Davis		6	24	4.0	11	0	T. Austin			4	98	24.5	66	1	
J. Simpson		3	34	11.3	16	0	T. Gurley			3	13	4.3	15	0	
Q. Patton		2	33	16.5	33	0	J. Cook			2	57	28.5	49	0	
T. Smith		2	19	9.5	11	0	L. Kendricks			2	7	3.5	4	0	
K. Gaskins		2	17	8.5	9	0	T. Mason			1	6	6.0	6	0	
M. Davis		2	14	7.0	11	0	B. Marquez			1	5	5.0	5	0	
B. Ellington		2	8	4.0	4	0	B. Quick			1	5	5.0	5	0	
V. McDonald		1	13	13.0	13	0									
Total		20	162	8.1	33	0	Total			14	191	13.6	66	1	
INTERCEPTIONS								INTERCEPTIONS							
Total		NO	YDS	AVG	LG	TD		Total		NO	YDS	AVG	LG	TD	
		0	0		0	0				0	0	0.0	0	0	
PUNTING								PUNTING							
		NO	YDS	AVG	NET	TB/120	LG			NO	YDS	AVG	NET	TB/120	LG
B. Pinion		9	412	45.8	43.8	1/3	60	J. Hekkeer		8	436	54.5	49.8	0/4	60
P. Dawson		1	48	48.0	47.0	0/0	48								
Total		10	460	46.0	44.1	1/3	60	Total		8	436	54.5	49.8	0/4	60
PUNT RETURNS								PUNT RETURNS							
		NO	YDS	AVG	FC	LG	TD			NO	YDS	AVG	FC	LG	TD
B. Ellington		4	38	9.5	1	27	0	T. Austin		3	-1	-0.3	1	2	0
R. Bush		1	0	0.0	0	0	0	[DOWNED]		4	0	0.0	0	0	0
[DOWNED]		1	0	0.0	0	0	0	[OUT OF BOUNDS]		1	0	0.0	0	0	0
[OUT OF BOUNDS]		1	0	0.0	0	0	0	[TOUCHBACK]		1	0	0.0	0	0	0
Total		5	38	7.6	1	27	0	Total		3	-1	-0.3	1	2	0
KICKOFF RETURNS								KICKOFF RETURNS							
	NO	YDS	AVG	FC	LG	TD			NO	YDS	AVG	FC	LG	TD	
B. Ellington		2	49	24.5	0	30	0	B. Cunningham		1	13	13.0	0	13	0
[TOUCHBACK]		3	0	0.0	0	0	0	T. Austin		1	6	6.0	0	6	0
								[TOUCHBACK]		2	0	0.0	0	0	0
Total		2	49	24.5	0	30	0	Total		2	19	9.5	0	13	0

DEFENSIVE STATISTICS (Based on coaches' film review)

PLAYER	T	S	A	S-YDS	I-YDS	PD	FF	FR	PLAYER	T	S	A	S-YDS	I-YDS	PD	FF	FR
M. Barron	11	10	1	0-0	0-0	1	0	0	J. Jenkins	3	3	0	0-0	0-0	2	0	0
M. Brockers	6	4	2	1-3	0-0	0	0	0	M. Alexander	3	2	1	0-0	0-0	0	0	0
N. Fairley	6	2	4	0-0	0-0	1	0	0	R. Quinn	2	2	0	1-5	0-0	2	0	0
L. Joyner	5	4	1	0-0	0-0	0	0	0	E. Westbrook	2	0	2	1-3	0-0	0	0	0
J. Laurinaitis	5	4	1	0-0	0-0	0	0	0	R. McLeod	2	0	2	0-0	0-0	0	0	0
T. Johnson	5	4	1	0-0	0-0	1	0	0	E. Sims	1	0	1	0-0	0-0	1	0	0
A. Donald	4	4	0	0-0	0-0	0	0	0	M. Roberson	1	0	1	0-0	0-0	0	0	0
W. Hayes	4	2	2	0-0	0-0	0	0	0									
A. Ayers	4	1	3	0-0	0-0	3	0	0									
T. J. McDonald	4	3	1	0-0	0-0	0	0	0	Total	68	45	23	3-11	0-0	10	3	0

9

ST. LOUIS 18, MINNESOTA 21 (OT)

November 8, 2015 - TCF Bank Stadium - Minneapolis, MN



WEATHER: Sunny, 51° - ATTENDANCE: 52,406 - TIME: 12:02 p.m.

The St. Louis Rams overcame an early 10-point deficit to take the lead against the Minnesota Vikings, but a 40-yard overtime field goal by K Blair Walsh put the game away for the Vikings, dropping the Rams to 4-4. The Vikings scored on each of their first two possessions of the game to open up the lead, starting with a 34-yard field goal on their first drive of the game. On their following possession, Minnesota drove six plays and 80 yards before RB Adrian Peterson capped off the drive with a 6-yard touchdown run to put the Vikings up, 10-0. After coming up empty on their first two series of the game, the Rams put together an 80-yard touchdown drive to get on the board. RB Todd Gurley put the finishing touch on the drive with a 1-yard touchdown run that was set up by a 55-yard catch by WR Kenny Britt. St. Louis decided to go for two, but the run was stopped by the Vikings defense to hold it to 10-6. The touchdown was the first of four straight scoring drives the Rams put together to end the half. On their next drive, K Greg Zuerlein converted a 61-yard field goal that made it 10-9. The kick set a franchise record and is the longest field goal in the NFL this season. On their next drive, the Rams offense put together a 12-play, 57-yard scoring drive. This time, Zuerlein nailed a 35 yarder that gave St. Louis its first lead of the ballgame. A quick Minnesota possession ended with a punt that gave the Rams the ball back with just under two minutes remaining in the first half. St. Louis capitalized on the opportunity and drove 58 yards to set up Zuerlein for another field goal, this time from 45 yards as time expired in the opening half. CB Trumaine Johnson got the second half started when he picked off QB Teddy Bridgewater in the end zone for his third interception of the season. The Vikings minimized the damage by forcing a three-and-out and started their next drive in good field position and regained the lead on a 6-yard run by Bridgewater. Minnesota went for two and converted, pushing the lead to a field goal at 18-15 with 8:39 remaining in the third. The game turned into a stalemate with both teams holding each other scoreless over the remainder of the half until it was Zuerlein once again who tied the game up at 18-18. With 17 seconds remaining in the game, he converted from 53 yards out for his fourth field goal of the game to send it to overtime. Minnesota won the toss and elected to take the wind rather than the ball. After a Rams punt to start the extra frame, Minnesota had good field position and drove 29 yards to get into field goal range, setting up Walsh for the overtime winner that gave the Vikings a 21-18 victory.

STARTING LINEUPS

ST. LOUIS RAMS

WR 18 K. Britt	LDE 95 W. Hayes
TE 89 J. Cook	LDT 99 A. Donald
LT 73 G. Robinson	RDT 90 M. Brockers
LG 64 A. Donnal	RDE 97 E. Sims
C 61 T. Barnes	LLB 26 M. Barron
RG 71 G. Reynolds	MLB 55 J. Laurinaitis
RT 68 J. Brown	RLB 56 A. Ayers
TE 88 L. Kendricks	LCB 22 T. Johnson
WR 11 T. Austin	RCB 21 J. Jenkins
QB 5 N. Foles	FS 23 R. McLeod
RB 30 T. Gurley	SS 31 M. Alexander

MINNESOTA VIKINGS

WR 14 S. Diggs	LE 96 B. Robison
LT 75 M. Kaill	DT 92 T. Johnson
LG 63 B. Fusco	NT 98 L. Joseph
C 61 J. Berger	RE 97 E. Griffen
RG 79 M. Harris	WLB 52 C. Greenway
RT 68 T. Clemmings	MLB 57 A. Cole
TE 82 K. Rudolph	SLB 55 A. Barr
WR 11 M. Wallace	LCB 23 T. Newman
QB 5 T. Bridgewater	RCB 29 X. Rhodes
TE 85 R. Ellison	SS 34 A. Sendejo
HB 28 A. Peterson	FS 22 H. Smith

ST. LOUIS SUBSTITUTIONS: K 4 G.Zuerlein, P 6 J.Hekker, WR 12 S. Bailey, WR 15 B.Marquez, DB 20 L. Joyner, RB 27 T. Mason, RB 36 B.Cunningham, DB 37 C. Bryant, S 38 C.Davis, LS 44 J.McQuaide, TE 46 C. Harkey, CB 47 M. Roberson, TE 48 J. Cunningham, LB 50 C.Lynch, LB 53 D.Bates, LB 54 B.Hager, T 63 D. Williams, OL 65 D.Rhaney, G 69 C. Wichmann, WR 83 B. Quick, DL 93 E. Westbrook, DE 96 M. Longacre, DT 98 N.Fairley

SCORING SUMMARY

		1	2	3	4	OT	TOTAL	FIELD GOALS
VISITOR	St. Louis Rams	6	9	0	3	0	18	G.Zuerlein (61) (35) (45) 48WR (53)
HOME	Minnesota Vikings	10	0	8	0	3	21	B. Walsh (34) (40)

TEAM	Qtr	Clock	Play (Extra Point) (Drive Info)	Visitor	Home
Vikings	1	10:19	B. Walsh 34 yd. Field Goal (8-30, 3:36)	0	3
Vikings	1	5:24	A. Peterson 6 yd run (B. Walsh kick) (6-80, 3:32)	0	10
Rams	1	1:09	T. Gurley 1 yd. run (run failed) (8-80, 4:15)	6	10
Rams	2	10:55	G. Zuerlein 61 yd. Field Goal (6-22, 2:20)	9	10
Rams	2	3:23	G. Zuerlein 35 yd. Field Goal (12-57, 5:47)	12	10
Rams	2	0:00	G. Zuerlein 45 yd. Field Goal (8-58, 1:45)	15	10
Vikings	3	8:39	T. Bridgewater 6 yd. run (T. Bridgewater run) (6-60, 3:20)	15	18
Rams	4	0:12	G. Zuerlein 53 yd. Field Goal (5-26, 1:02)	18	18
Vikings	5	9:20	B. Walsh 40 yd. Field Goal (7-29, 3:59)	18	21

10

ST. LOUIS 13, CHICAGO 37

November 15, 2015 - Edward Jones Dome - St. Louis, MO.



WEATHER: Indoors - ATTENDANCE: 58,653 - TIME: 12 p.m.

St. Louis received the opening kick and wasted no time putting points on the board, marching 80 yards on seven plays for a touchdown on the game's first drive. QB Nick Foles connected with TE Jared Cook and RB Todd Gurley for big gains of 29 yards and 31 yards, respectively, setting up Gurley for the eventual 6-yard touchdown run that put the Rams up 7-0. Chicago quickly responded. On just the second play of the game from the Bears, QB Jay Cutler completed a short pass to TE Zach Miller, who broke free from the defense and ran 87 yards for the score. After the Rams were forced to punt, St. Louis acquired good field position when Bears PR Marc Mariani fumbled the ball on the Chicago 22-yard line before S Maurice Alexander recovered at the 17. St. Louis capitalized on the turnover and regained the lead when K Greg Zuerlein converted a 26-yard field goal that put the Rams back on top, 10-7. Following a Bears punt, the Rams gave the ball right back to Chicago with a fumble on their first play of the next series. The turnover allowed Chicago to start its next drive inside the red zone, but the Rams defense got the Bears off the field on three plays, holding them to just a field goal. Tied at 10-10, the Bears took their first lead of the game in the second quarter with a lengthy 12-play, 65 yard drive that lasted 7:06. Cutler found Miller for his second touchdown of the afternoon, this time on a 2-yard pass over the middle. On Chicago's next drive, it was another big play that went for a touchdown to extend the lead to 24-10. RB Jeremy Langford slipped out of the backfield on a screen and with blockers downfield, he had open lanes to run 83 yards for the score. St. Louis cut into the lead midway through the third quarter on Zuerlein's second field goal of the afternoon, this time from 38 yards. Starting at their own 17, the Rams drove 63 yards to set up the try that made it 24-13. Chicago thwarted any chance of a comeback from St. Louis from then on by putting together three straight scoring drives in the fourth quarter. A Robbie Gould 37-yard field goal made it 27-13. Then, a failed fake punt attempt by St. Louis deep inside of its own territory gave the ball back to Chicago on the 23-yard line. Another Gould field goal extended the lead to 30-13 before the scoring was capped off with a 6-yard touchdown run by Langford that made it 37-13.

STARTING LINEUPS

CHICAGO BEARS

WR 10 M. Wilson	DE 93 W. Sutton
TE 83 M. Bennett	NT 91 E. Goldman
RT 75 K. Long	DE 96 J. Jenkins
RG 65 R. Oameh	OLB 49 S. Acho
C 68 M. Slauson	ILB 50 S. McClellin
LG 62 V. Ducasse	ILB 59 C. Jones
LT 72 C. Leno Jr.	OLB 97 W. Young
QB 6 J. Cutler	S 38 A. Amos
RB 33 J. Langford	S 26 A. Rolle
WR 17 A. Jeffery	CB 21 T. Porter
TE/FB 86 Z. Miller	CB 23 K. Fuller

ST. LOUIS RAMS

WR 18 K. Britt	LDE 95 W. Hayes
TE 89 J. Cook	LDT 99 A. Donald
LT 73 G. Robinson	RDT 90 M. Brockers
LG 71 G. Reynolds	RDE 97 E. Sims
C 61 T. Barnes	WS 26 M. Barron
RG 68 J. Brown	MLB 55 J. Laurinaitis
RT 79 R. Havenstein	RLB 56 A. Ayers
TE 88 L. Kendricks	LCB 22 T. Johnson
WR 11 T. Austin	RCB 21 J. Jenkins
QB 5 N. Foles	FS 23 R. McLeod
RB 30 T. Gurley	SS 31 M. Alexander

ST. LOUIS SUBSTITUTIONS: K 4 G.Zuerlein, P 6 J.Hekker, WR 15 B.Marquez, QB 17 C. Keenum, WR 19 W. Welker, DB 20 L. Joyner, RB 27 T. Mason, S 31 M. Alexander, RB 34 C. Reynolds, RB 36 B.Cunningham, S 38 C.Davis, LS 44 J.McQuaide, TE 46 C. Harkey, CB 47 M. Roberson, LB 50 C.Lynch, LB 53 D.Bates, LB 54 B.Hager, T 63 D. Williams, OL 65 D.Rhane, G 69 C. Wichmann, WR 83 B. Quick, DL 93 E. Westbrook, DE 94 R. Quinn, DT 98 N.Fairley

SCORING SUMMARY

		1	2	3	4	TOTAL	FIELD GOALS	
VISITOR	Chicago Bears	10	14	0	13	37	R. Gould (35) (37) (34)	
HOME	St. Louis Rams	10	0	3	0	13	G. Zuerlein (26) (38)	
		Clock						
TEAM	Qtr	Time	Play (Extra Point) (Drive Info)			Visitor	Home	
Rams	1	12:01	T. Gurley 6 yd. run (G. Zuerlein kick) (7-80, 2:59)			0	7	
Bears	1	11:10	Z. Miller 87 yd. pass from J. Cutler (R. Gould kick) (2-86, 0:51)			7	7	
Rams	1	5:09	G. Zuerlein 26 yd. Field Goal (4-9, 2:23)			7	10	
Bears	1	0:03	R. Gould 35 yd. Field Goal (4-2, 0:52)			10	10	
Bears	2	6:56	Z. Miller 2 yd. pass from J. Cutler (R. Gould kick) (12-65, 7:06)			17	10	
Bears	2	5:00	J. Langford 83 yd. pass from J. Cutler (R. Gould kick) (2-86, 0:52)			24	10	
Rams	3	2:41	G. Zuerlein 38 yd. Field Goal (10-63, 4:16)			24	13	
Bears	4	11:24	R. Gould 37 yd. Field Goal (12-61, 6:17)			27	13	
Bears	4	8:05	R. Gould 36 yd. Field Goal (4-5, 2:10)			30	13	
Bears	4	4:55	J. Langford 6 yd. run (R. Gould kick) (5-24, 1:43)			37	13	

FINAL TEAM STATISTICS

	BEARS	RAMS		BEARS	RAMS
TOTAL FIRST DOWNS	17	12	FGs - PATs Had Blocked	0-0	0-0
By Rushing	8	4	Net Punting Average	42.8	47.8
By Passing	8	7	TOTAL RETURN YARDAGE	48	16
By Penalty	1	1	No. and Yards Punt Returns	3-9	3-16
THIRD DOWN EFFICIENCY	3-12-25%	4-14-29%	No. and Yards Kickoff Returns	2-31	1-27
FOURTH DOWN EFFICIENCY	1-1-100%	0-2-0%	No. and Yards Interception Returns	1-39	0-0
TOTAL NET YARDS	397	285	PENALTIES Number and Yards	4-44	8-57
Total Offensive Plays	63	59	FUMBLES Number and Lost	2-2	1-1
Average gain per offensive play	6.3	4.8	TOUCHDOWNS	4	1
NET YARDS RUSHING	153	94	Rushing	1	1
Total Rushing Plays	37	21	Passing	3	0
Average gain per rushing play	4.1	4.5	EXTRA POINTS Made-Attempts	4-4	1-1
Tackles for a loss-number and yards	5-7	1-1	Kicking Made-Attempts	4-4	1-1
NET YARDS PASSING	244	191	FIELD GOALS Made-Attempts	3-3	2-2
Times thrown	2-14	1-9	RED ZONE EFFICIENCY	2-6-33%	1-2-50%
Gross yards passing	258	200	GOAL TO GO EFFICIENCY	2-2-100%	1-1-100%
PASS ATTEMPTS-COMP-HAD INT	24-19-0	37-17-1	SAFETIES	0	0
Avg gain per pass play	9.4	5.0	FINAL SCORE	37	13
KICKOFFS Number-in End Zone-TBs	8-8-7	4-4-2	TIME OF POSSESSION	34:22	25:38
PUNTS Number and Average	4-46.8	6-49.3			
Had Blocked	0	0			

FINAL INDIVIDUAL STATISTICS

CHICAGO BEARS								ST. LOUIS RAMS							
RUSHING								RUSHING							
J. Langford			ATT	YDS	AVG	LG	TD	T. Gurley			ATT	YDS	AVG	LG	TD
K. Carey			20	73	3.7	23	1	T. Mason			12	45	3.8	9	1
J. Cutler			14	56	4.0	9	0	T. Austin			6	31	5.2	11	0
Total			3	24	8.0	26	0	Total			3	18	6.0	12	0
			37	153	4.1	26	1				21	94	4.5	12	1
PASSING								PASSING							
J. Cutler	ATT	CMP	YDS	SK/YD	TD	LG	IN	N. Foles	ATT	CMP	YDS	SK/YD	TD	LG	IN
	24	19	258	2/14	3	87	0	J. Hekker	36	17	200	1/9	0	37	1
Total	24	19	258	2/14	3	87	0	Total	37	17	200	1/9	0	37	1
RECEIVING								RECEIVING							
J. Langford			NO	YDS	AVG	LG	TD	T. Gurley			NO	YDS	AVG	LG	TD
Z. Miller			7	109	15.6	83	1	W. Welker			3	44	14.7	31	0
A. Jeffery			5	107	21.4	87	2	J. Cook			3	32	10.7	14	0
M. Bennett			3	23	7.7	10	0	B. Marquez			2	35	17.5	29	0
M. Wilson			3	18	6.0	8	0	T. Austin			2	19	9.5	11	0
			1	1	1.0	1	0	T. Mason			2	5	2.5	4	0
								B. Quick			1	37	37.0	37	0
								T. Mason			1	16	16.0	16	0
								K. Britt			1	6	6.0	6	0
								L. Kendricks			1	4	4.0	4	0
								B. Cunningham			1	2	2.0	2	0
Total			19	258	13.6	87	3	Total			17	200	11.8	37	0
INTERCEPTIONS								INTERCEPTIONS							
W. Young			NO	YDS	AVG	LG	TD				NO	YDS	AVG	LG	TD
Total			1	39	39.0	39	0								
			1	39	39.0	39	0								
PUNTING								PUNTING							
P. O'Donnell		NO	YDS	AVG	NET	TB/120	LG	J. Hekker		NO	YDS	AVG	NET	TB/120	LG
Total		4	187	46.8	42.8	0/2	52	Total		6	296	49.3	47.8	0/3	60
		4	187	46.8	42.8	0/2	52			6	296	49.3	47.8	0/3	60
PUNT RETURNS								PUNT RETURNS							
M. Mariani		NO	YDS	AVG	FC	LG	TD	T. Austin		NO	YDS	AVG	FC	LG	TD
[OUT OF BOUNDS]		3	9	3.0	1	6	0			3	16	5.3	1	10	0
Total		3	9	3.0	1	6	0	Total		3	16	5.3	1	10	0
KICKOFF RETURNS								KICKOFF RETURNS							
M. Mariani		NO	YDS	AVG	FC	LG	TD	B. Cunningham		NO	YDS	AVG	FC	LG	TD
[TOUCHBACK]		2	31	15.5	0	19	9	[TOUCHBACK]		1	27	27.0	0	27	0
Total		2	31	15.5	0	19	9	Total		1	27	27.0	0	27	0
		2	31	15.5	0	19	9			1	27	27.0	0	27	0

DEFENSIVE STATISTICS (Based on coaches' film review)

PLAYER	T	S	A	S-YDS	I-YDS	PD	FF	FR	PLAYER	T	S	A	S-YDS	I-YDS	PD	FF	FR
M. Barron	10	8	2	0-0	0-0	0	0	0	M. Brockers	4	3	1	0-0	0-0	0	0	0
N. Fairley	9	5	4	0-0	0-0	0	0	0	E. Westbrook	4	1	3	0-0	0-0	0	0	0
J. Laurinaitis	7	6	1	0-0	0-0	0	0	0	E. Sims	4	2	2	0-0	0-0	0	0	0
A. Ayers	7	6	1	0-0	0-0	0	0	0	J. Jenkins	4	3	1	0-0	0-0	1	0	0
T.J. McDonald	6	5	1	0-0	0-0	1	0	0	T. Johnson	1	1	0	0-0	0-0	1	0	0
R. McLeod	6	5	1	0-0	0-0	0	1	0									
L. Joyner	5	4	1	0-0	0-0	0	0	0									
A. Donald	5	4	1	1.5-9.5	0-0	0	0	1									
W. Hayes	4	4	0	0.5-4.5	0-0	0	0	0	Total	76	57	19	2-14	0-0	3	1	1

11

ST. LOUIS 13, BALTIMORE 16

November 22, 2015 - M&T Bank Stadium - Baltimore, MD



WEATHER: 47 and partly cloudy - ATTENDANCE: 71,105 - TIME: 12:02 p.m.

The St. Louis Rams hit the road for a Week 11 matchup with the Baltimore Ravens in the first of two straight games vs. an AFC North opponent. Midway through the first quarter, the Ravens drove into Rams territory, but were stopped short on third down at the 33-yard line. K Justin Tucker came on to try the 51-yard field goal, but it sailed wide right and the game remained scoreless. After the missed field goal, the Rams started the drive on their own 41-yard line. The first play of the drive was a deep pass intended for TE Jared Cook that fell incomplete. However, a flag for defensive pass interference on the play went for 49 yards and moved the ball deep inside of Ravens territory to the 10-yard line. Three plays later, RB Todd Gurley punched it in from one yard out to give the Rams a 7-0 lead with 2:05 remaining in the opening quarter. In the second quarter, S Rodney McLeod came up with his first interception of the season when he picked of QB Joe Flacco pass at the Baltimore 46. The Rams were forced to punt after a three-and-out following the turnover. The Ravens followed up with a three-and-out of their own, but a muffed punt flipped the field position and set up Baltimore at the St. Louis 31-yard line. The Rams defense held the Ravens to just a field goal, a 25-yarder from Tucker as the half expired. Leading 7-3 in the third, St. Louis fumbled near midfield. CB Trumaine Johnson minimized the damage with his team-leading fourth interception of the season to get the ball back to St. Louis. Starting the drive in Baltimore territory, it took the Rams just three plays to take advantage of the turnover and get their second touchdown of the afternoon. After a WR Tavon Austin 16-yard carry, QB Case Keenum found TE Lance Kendricks down the left side for a 30-yard touchdown pass. Ravens DE Lawrence Guy blocked the PAT and held the Rams lead to 13-3. Another St. Louis fumble on the first drive of the fourth quarter set up Baltimore for its first touchdown of the game. Flacco connected with WR Kamar Aiken to cap off the seven-play, 42-yard drive that made it 13-10. Baltimore got all of the way down to the 2-yard line on its next drive, but again the Rams defense held strong and forced a field goal that tied the game up 13-13 with 5:12 to go. After the Ravens missed a potential game-winning field goal with 1:13 remaining, it was the Rams turn to try and drive to win the game. A fumble with 54 seconds left gave the ball back to Baltimore for one more shot. The Ravens advanced the ball 12 yards into field goal range to set up Tucker for the 47-yard game-winning field goal as time expired.

STARTING LINEUPS

ST. LOUIS RAMS						BALTIMORE RAVENS					
WR	18	K. Britt	LDE	95	W. Hayes	WR	11	K. Aiken	DT	97	T. Jernigan
TE	89	J. Cook	LDT	99	A. Donald	LT	60	E. Monroe	NT	98	B. Williams
LG	73	G. Robinson	RDT	90	M. Brockers	LG	66	R. Jensen	DE	99	C. Canty
LB	71	G. Reynolds	RDE	97	E. Sims	OC	64	J. Urschel	OLB	58	E. Dumervil
C	61	T. Barnes	WS	26	M. Barron	RG	73	M. Yanda	ILB	57	C. Mosley
RG	69	C. Wichmann	MLB	55	J. Laurinaitis	RT	71	R. Wagner	ILB	51	D. Smith
RT	64	A. Donnal	RLB	56	A. Ayers	TE	80	C. Gillmore	SLB	91	C. Upshaw
TE	88	L. Kendricks	LCB	22	T. Johnson	TE	87	M. Williams	LCB	21	L. Webb
WR	11	T. Austin	RCB	21	J. Jenkins	QB	5	J. Flacco	SS	33	W. Hill
QB	17	C. Keenum	FS	23	R. McLeod	FB	44	K. Juszczyk	FS	23	K. Lewis
RB	30	T. Gurley	SS	25	T. McDonald	RB	29	J. Forsett	RCB	22	J. Smith

ST. LOUIS SUBSTITUTIONS: K 4 G.Zuerlein, P 6 J.Hekker, WR 15 B.Marquez, WR 19 W. Welker, DB 20 L. Joyner, S 31 M. Alexander, RB 34 C. Reynolds, RB 36 B.Cunningham, S 38 C.Davis, LS 44 J.McQuaide, TE 46 C. Harkey, CB 47 M. Roberson, LB 50 C.Lynch, LB 53 D.Bates, LB 54 B.Hager, C 60 E. Kush, OL 65 D.Rhaney, C 67 B. Folkerts, WR 83 B. Quick, DE 91 C. Long, DL 93 E. Westbrook, DE 96 M. Longacre, DT 98 N.Fairley

SCORING SUMMARY

		1	2	3	4	TOTAL	FIELD GOALS
VISITOR	St. Louis Rams	7	0	6	0	13	G. Zuerlein 52WR
HOME	Baltimore Ravens	0	3	0	10	16	J. Tucker 51WR (25) (20) 51WR (47)

TEAM	Qtr	Clock	Play (Extra Point) (Drive Info)	Visitor	Home
Rams	1	2:05	T. Gurley 1 yd. run (G. Zuerlein kick) (3-59, 1:40)	7	0
Ravens	2	0:00	J. Tucker 25 yd. Field Goal (7-24, 3:53)	7	3
Rams	3	6:14	L. Kendricks 30 yd. pass from C. Keenum (kick blocked) (3-49, 1:21)	13	3
Ravens	4	11:11	K. Aiken 3 yd. pass from J. Flacco (J. Tucker kick) (7-42, 3:14)	13	10
Ravens	4	5:12	J. Tucker 20 yd. Field Goal (7-76, 3:49)	13	13
Ravens	4	0:00	J. Tucker 47 yd. Field Goal (5-12, 0:54)	13	16

FINAL TEAM STATISTICS

	RAMS	RAVENS		RAMS	RAVENS
TOTAL FIRST DOWNS	13	16	FGs - PATs Had Blocked	0-1	0-0
By Rushing	4	5	Net Punting Average	42.8	46.3
By Passing	6	11	TOTAL RETURN YARDAGE	41	5
By Penalty	3	0	No. and Yards Punt Returns	5-12	3-5
THIRD DOWN EFFICIENCY	3-13-23%	4-16-25%	No. and Yards Kickoff Returns	0-0	2-58
FOURTH DOWN EFFICIENCY	0-0-0%	0-1-0%	No. and Yards Interception Returns	2-29	0-0
TOTAL NET YARDS	213	388	PENALTIES Number and Yards	6-35	10-137
Total Offensive Plays	56	73	FUMBLES Number and Lost	5-4	2-0
Average gain per offensive play	3.8	5.3	TOUCHDOWNS	2	1
NET YARDS RUSHING	82	96	Rushing	1	0
Total Rushing Plays	29	28	Passing	1	1
Average gain per rushing play	2.8	3.4	EXTRA POINTS Made-Attempts	1-2	1-1
Tackles for a loss-number and yards	3-4	4-9	Kicking Made-Attempts	1-2	1-1
NET YARDS PASSING	131	292	FIELD GOALS Made-Attempts	1-1	1-3
Times thrown	1-5	1-7	RED ZONE EFFICIENCY	1-1-100%	1-3-33%
Gross yards passing	136	299	GOAL TO GO EFFICIENCY	1-1-100%	1-2-50%
PASS ATTEMPTS-COMP-HAD INT	26-12-0	44-27-2	SAFETIES	0	0
Avg gain per pass play	4.9	6.5	FINAL SCORE	13	16
KICKOFFS Number-In End Zone-TBs	3-3-1	3-3-3	TIME OF POSSESSION	27:08	32:52
PUNTS Number and Average	8-45.9	7-48.0			
Had Blocked	0	0			

FINAL INDIVIDUAL STATISTICS

ST. LOUIS RAMS								BALTIMORE RAVENS									
RUSHING		ATT	YDS	AVG	LG	TD		RUSHING		ATT	YDS	AVG	LG	TD			
T. Gurley		25	66	2.6	7	1		J. Allen		22	67	3.0	17	0			
T. Austin		1	16	16.0	16	0		J. Forsett		4	26	6.5	18	0			
C. Keenum		2	0	0.0	0	0		K. Juszczyk		2	3	1.5	2	0			
B. Cunningham		1	0	0.0	0	0											
Total		29	82	2.8	16	1		Total		28	96	3.4	18	0			
PASSING		ATT	CMP	YDS	SK/YD	TD	LG	IN	PASSING		ATT	CMP	YDS	SK/YD	TD	LG	IN
C. Keenum		26	12	136	1/5	1	30	0	J. Flacco		44	27	299	1/7	1	46	2
Total		26	12	136	1/5	1	30	0	Total		44	27	299	1/7	1	46	2
RECEIVING		NO	YDS	AVG	LG	TD			RECEIVING		NO	YDS	AVG	LG	TD		
J. Cook		4	31	7.8	16	0			C. Gillmore		5	101	20.2	46	0		
L. Kendricks		2	43	21.5	30t	1			K. Aiken		5	50	10.0	18	1		
K. Britt		2	24	12.0	16	0			J. Allen		5	48	9.6	14	0		
W. Welker		2	13	6.5	7	0			J. Butler		4	45	11.3	25	0		
B. Cunningham		1	20	20.0	20	0			M. Williams		3	20	6.7	12	0		
T. Austin		1	5	5.0	5	0			K. Juszczyk		3	10	3.3	7	0		
Total		12	136	11.3	30	1			C. Givens		2	25	12.5	20	0		
									Total		27	299	11.1	46	1		
INTERCEPTIONS		NO	YDS	AVG	LG	TD			INTERCEPTIONS		NO	YDS	AVG	LG	TD		
T. Johnson		1	25	25.0	25	0											
R. McLeod		1	4	4.0	4	0											
Total		2	29	14.5	25	0											
PUNTING		NO	YDS	AVG	NET	TB/120	LG		PUNTING		NO	YDS	AVG	NET	TB/120	LG	
J. Hekker		8	367	45.9	42.8	1/4	63		S. Hoch		7	336	48.0	46.3	0/2	56	
Total		8	367	45.9	42.8	1/4	63		Total		7	336	48.0	46.3	0/2	56	
PUNT RETURNS		NO	YDS	AVG	FC	LG	TD		PUNT RETURNS		NO	YDS	AVG	FC	LG	TD	
T. Austin		4	2	0.5	2	3	0		K. Clay		3	5	1.7	0	7	0	
W. Welker		1	10	10.0	0	10	0		L. Webb		0	0	0.0	1	0	0	
									[DOWNED]		3	0	0	0	0	0	
									[TOUCHBACK]		1	0	0.0	0	0	0	
Total		5	12	2.4	2	10	0		Total		3	5	1.7	1	7	0	
KICKOFF RETURNS		NO	YDS	AVG	FC	LG	TD		KICKOFF RETURNS		NO	YDS	AVG	FC	LG	TD	
[TOUCHBACK]		3	0	0.0	0	0	0		R. Mostert		2	58	29.0	0	30	0	
									[TOUCHBACK]		1	0	0.0	0	0	0	
Total		3	0	0.0	0	0	0		Total		2	58	29.0	0	30	0	

DEFENSIVE STATISTICS (Based on coaches' film review)

PLAYER	T	S	A	S-YDS	I-YDS	PD	FF	FR	PLAYER	T	S	A	S-YDS	I-YDS	PD	FF	FR
R. McLeod	12	6	6	0-0	1-4	0	1	0	L. Joyner	5	5	0	0-0	0-0	0	0	0
M. Barron	11	9	2	0-0	0-0	0	0	0	J. Jenkins	3	3	0	0-0	0-0	2	0	0
J. Laurinaitis	11	8	3	0-0	0-0	0	1	0	A. Ayers	3	1	2	0-0	0-0	0	0	0
A. Donald	10	8	2	1-7	0-0	0	0	0	E. Sims	2	0	2	0-0	0-0	0	0	0
M. Longacre	10	5	5	0-0	0-0	0	0	0	E. Westbrook	1	1	0	0-0	0-0	0	0	0
N. Fairley	9	6	3	0-0	0-0	0	0	0	C. Long	1	0	1	0-0	0-0	0	0	0
W. Hayes	8	5	3	0-0	0-0	0	0	0	T. Johnson	1	1	0	0-0	1-25	0	0	0
T. McDonald	8	5	3	0-0	0-0	1	0	0	M. Roberson	1	1	0	0-0	0-0	0	0	0
M. Brockers	7	4	3	0-0	0-0	0	0	0	Total	103	68	35	1-7	2-29	3	2	0

12

ST. LOUIS 7, CINCINNATI 31

November 29, 2015 - Paul Brown Stadium - Cleveland, Ohio



WEATHER: Cloudy, 41° - ATTENDANCE: 61,022 - TIME: 1:02 p.m.

The St. Louis Rams traveled to Cincinnati to take on the AFC North leading Bengals in a Week 12 match-up. The Bengals took jumped out to an early lead, scoring on their first drive of the afternoon. After the Cincinnati defense forced a punt on the Rams opening drive, the Bengals started at their 37-yard line and drove 63 yards on seven plays. QB Andy Dalton connected with A.J. Green to put Cincinnati up 7-0. Later in the first, a Johnny Hekker punt pinned the Bengals inside of their own 20. The Rams defense forced a three-and-out, but a penalty on the ensuing punt extended the drive. The Bengals capitalized, putting together a 14-play, 85-yard scoring drive that pushed the lead to 10-0. Cincinnati had first-and-goal, but the Rams defense held them to just a field goal. St. Louis responded quickly with a touchdown drive of its own, set up by a 60-yard run by WR Tavon Austin out of the Wildcat formation that put the ball down to the Cincinnati 13-yard line. Two plays later, Austin punched it in for the score with a five yard run to cut the lead to 10-7. Cincinnati went back up 10 on the next drive with a 22-yard touchdown pass from Dalton to TE Tyler Eifert. St. Louis had enough time for one more chance before the break, but an interception on the Cincinnati 23-yard line halted the drive and gave the Bengals a 17-7 lead at the half. On the opening drive of the second half, CB Janoris Jenkins picked off Dalton for his third interception of the season. With 7:07 to go in the third, Dalton connected with Green again, this time over the middle for 18 yards. The three-play scoring drive was set up by a 45 yard reception by RB Giovani Bernard. Trailing 24-7 midway through the third quarter, a Foles pass intended for WR Bradley Marquez was picked off by CB Leon Hall at the Cincinnati 19-yard line and returned for a touchdown. The Bengals defense picked off one more pass in the fourth quarter and held the Rams scoreless for the remainder of the game. With the game at 31-7, the Bengals were able to run out the clock and come away with the victory, dropping the Rams to 4-7 on the season.

STARTING LINEUPS

ST. LOUIS RAMS						CINCINNATI BENGALS					
WR	18	K. Britt	LDE	95	W. Hayes	WR	18	A. Green	LDE	96	C. Dunlap
TE	46	C. Harkey	LDT	99	A. Donald	LOT	77	A. Whitworth	NT	94	D. Peko
LT	73	G. Robinson	RDT	90	M. Brockers	LG	65	C. Boling	DT	97	G. Atkins
LG	65	D. Rhaney	RDE	97	E. Sims	C	61	R. Bodine	RDE	90	M. Johnson
C	61	T. Barnes	WS	26	M. Barron	RG	68	K. Zeitler	SLB	50	A. Hawk
RG	69	C. Wichmann	MLB	55	J. Laurinaitis	ROT	71	A. Smith	MLB	58	R. Mauvaluga
RT	71	G. Reynolds	RLB	56	A. Ayers	TE	85	T. Eifert	WLB	55	V. Burfict
TE	88	L. Kendricks	LCB	47	M. Roberson	H-B	89	R. Hewitt	LCB	27	D. Kirkpatrick
WR	11	T. Austin	RCB	21	J. Jenkins	TE	81	T. Kroft	RCB	24	A. Jones
QB	5	N. Foles	FS	23	R. McLeod	QB	14	A. Dalton	SS	43	G. Iloka
RB	30	T. Gurley	SS	25	T. McDonald	HB	32	J. Hill	FS	20	R. Nelson

ST. LOUIS SUBSTITUTIONS: K 2 Z. Hocker, P 6 J.Hekker, QB 14 S. Mannion, WR 15 B.Marquez, WR 19 W. Welker, DB 20 L. Joyner, RB 27 T. Mason, S 31 M. Alexander, RB 34 C. Reynolds, RB 36 B.Cunningham, S 37 C. Bryant, S 38 C.Davis, LS 44 J.McQuaide, LB 50 C.Lynch, LB 53 D.Bates, LB 54 B.Hager, C 60 E. Kush, C 67 B. Folkerts, WR 83 B. Quick, TE 89 J. Cook, DE 91 C. Long, DE 96 M. Longacre, DT 98 N.Fairley

SCORING SUMMARY

		1	2	3	4	TOTAL	FIELD GOALS
VISITOR	St. Louis Rams	0	7	0	0	7	
HOME	Cincinnati Bengals	7	10	14	0	31	M. Nugent (21)

TEAM	Qtr	Clock		Play (Extra Point) (Drive Info)	Visitor	Home
		Time				
Bengals	1	9:18		A. Green 10 yd. pass from A. Dalton (M.Nugent kick) (7-63, 3:48)	0	7
Bengals	2	10:10		M. Nugent 21 yd. Field Goal (14-85, 6:49)	0	10
Rams	2	8:29		T. Austin 5 yd. run (Z. Hocker kick) (4-80, 1:41)	7	10
Bengals	2	3:27		T. Eifert 22 yd. pass from A. Dalton (M.Nugent kick) (10-80, 5:02)	7	17
Bengals	3	7:01		A. Green 18 yd pass from A. Dalton (M.Nugent kick) (3-72, 1:31)	7	24
Bengals	3	5:20		L. Hall 19 yd. interception return (M. Nugent kick)	7	31

FINAL TEAM STATISTICS

	RAMS	BENGALS		RAMS	BENGALS
TOTAL FIRST DOWNS	19	19	FGs - PATs Had Blocked	0-0	0-0
By Rushing	3	6	Net Punting Average	37.8	42.8
By Passing	14	12	TOTAL RETURN YARDAGE	22	45
By Penalty	2	1	No. and Yards Punt Returns	3-22	2-16
THIRD DOWN EFFICIENCY	6-15-40%	3-10-30%	No. and Yards Kickoff Returns	2-46	0-0
FOURTH DOWN EFFICIENCY	1-3-33%	0-1-0%	No. and Yards Interception Returns	1-0	3-39
TOTAL NET YARDS	345	376	PENALTIES Number and Yards	7-45	3-35
Total Offensive Plays	71	59	FUMBLES Number and Lost	0-0	1-0
Average gain per offensive play	4.9	6.4	TOUCHDOWNS	1	4
NET YARDS RUSHING	94	140	Rushing	1	0
Total Rushing Plays	17	31	Passing	0	3
Average gain per rushing play	5.5	4.5	Interceptions	1	1
Tackles for a loss-number and yards	4-11	1-1	EXTRA POINTS Made-Attempts	1-1	4-4
NET YARDS PASSING	251	236	Kicking Made-Attempts	1-1	4-4
Times thrown	1-8	0-0	FIELD GOALS Made-Attempts	0-0	1-1
Gross yards passing	259	236	RED ZONE EFFICIENCY	1-2-50%	2-3-0%
PASS ATTEMPTS-COMP-HAD INT	53-36-3	28-21-1	GOAL TO GO EFFICIENCY	0-0-0%	1-2-50%
Avg gain per pass play	4.6	8.4	SAFETIES	0	0
KICKOFFS Number-In End Zone-TBs	2-2-2	6-5-4	FINAL SCORE	7	31
PUNTS Number and Average	5-45.0	4-48.3	TIME OF POSSESSION	29:53	30:07
Had Blocked	0	0			

FINAL INDIVIDUAL STATISTICS

ST. LOUIS RAMS								CINCINNATI BENGALS							
RUSHING								RUSHING							
T. Austin	4	63	15.8	60	1	0		J. Hill	16	86	5.4	15	0	0	
T. Gurley	9	19	2.1	8	0	0		M. Jones	1	30	30.0	30	0	0	
B. Cunningham	2	12	6.0	8	0	0		G. Bernard	10	16	1.6	3	0	0	
N. Foles	1	2	2.0	2	0	0		A. Dalton	2	4	2.0	2	0	0	
T. Mason	1	2	2.0	2	0	0		R. Burkhead	2	4	2.0	2	0	0	
Total	17	94	5.5	60	1	0		Total	31	140	4.5	30	0	0	
PASSING								PASSING							
ATT	CMP	YDS	SK/YD	TD	LG	IN		ATT	CMP	YDS	SK/YD	TD	LG	IN	
N. Foles	46	30	228	1/8	0	25	3	A. Dalton	27	20	233	0/0	3	45	1
S. Mannion	7	6	31	0/0	0	11	0	A. McCarron	1	1	3	0/0	0	3	0
Total	53	36	259	1/8	0	25	3	Total	28	21	236	0/0	3	45	1
RECEIVING								RECEIVING							
T. Mason	NO	YDS	AVG	LG	TD			A. Green	NO	YDS	AVG	LG	TD		
T. Gurley	7	37	5.3	11	0	0		L. Hall	6	61	10.2	18t	2	1	
K. Britt	6	63	10.5	18	0	0		T. Eifert	3	40	13.3	22t	1	0	
T. Austin	6	33	5.5	12	0	0		M. Jones	3	25	8.3	12	0	0	
C. Cook	4	38	9.5	12	0	0		G. Bernard	3	25	8.3	12	0	0	
L. Kendrick	3	17	5.7	11	0	0		R. Hewitt	2	29	14.5	21	0	0	
B. Marquez	3	13	4.3	7	0	0		R. Burkhead	2	4	2.0	3	0	0	
W. Welker	2	12	6.0	6	0	0		J. Hill	1	14	14.0	14	0	0	
B. Quick	2	8	4.0	5	0	0		M. Sanu	1	8	8.0	8	0	0	
T. Gurley	1	11	11.0	11	0	0		T. Kroft	1	4	4.0	4	0	0	
B. Cunningham	1	5	5.0	5	0	0									
C. Harkey	1	2	2.0	2	0	0									
Total	36	259	7.2	25	0	0		Total	21	236	11.2	45	3		
INTERCEPTIONS								INTERCEPTIONS							
J. Jenkins	NO	YDS	AVG	LG	TD			N. Nelson	NO	YDS	AVG	LG	TD		
	1	0	0.0	0	0	0		G. Iloka	1	10	10.0	10	0	0	
								Total	3	29	9.7	19	1		
Total	1	0	0.0	0	0	0		Total	3	29	9.7	19	1		
PUNTING								PUNTING							
J. Hekker	NO	YDS	AVG	NET	TB/120	LG		K. Huber	NO	YDS	AVG	NET	TB/120	LG	
Total	5	225	45.0	37.8	1/1	56		Total	4	193	48.3	42.8	0/1	53	
PUNT RETURNS								PUNT RETURNS							
T. Austin	NO	YDS	AVG	FC	LG	TD		B. Tate	NO	YDS	AVG	FC	LG	TD	
W. Welker	2	1	9	4.5	1	9	0	[Downed]	2	16	8.0	1	13	0	
	1	13	13.0	0	13	0	0	[Touchback]	1	0	0.0	0	0	0	
Total	3	22	7.3	1	13	0	0	Total	2	16	8.0	1	13	0	
KICKOFF RETURNS								KICKOFF RETURNS							
B. Cunningham	NO	YDS	AVG	FC	LG	TD		[Touchback]	NO	YDS	AVG	FC	LG	TD	
[Touchback]	4	0	0.0	0	0	0	0			2	0	0.0	0	0	0
Total	2	46	23.0	0	23	0	0	Total	0	0	0.0	0	0	0	0

DEFENSIVE STATISTICS (Based on coaches' film review)

PLAYER	T	S	A	S-YDS	I-YDS	PD	FF	FR	PLAYER	T	S	A	S-YDS	I-YDS	PD	FF	FR
J.Laurinaitis	11	8	3	0-0	0-0	0	0	0	M. Longacre	4	2	2	0-0	0-0	0	0	0
M. Barron	11	4	7	0-0	0-0	0	0	0	N. Fairley	4	2	2	0-0	0-0	0	0	0
A. Ayers	7	6	1	0-0	0-0	0	0	0	E. Sims	4	0	4	0-0	0-0	1	0	0
T. McDonald	6	4	2	0-0	0-0	0	0	0	M. Brockers	3	3	0	0-0	0-0	0	0	0
A. Donald	6	3	3	0-0	0-0	0	0	0	J. Jenkins	3	3	0	0-0	1-0	1	0	0
C. Long	5	3	2	0-0	0-0	0	0	0	D. Bates	0	0	0	0-0	0-0	1	0	0
W. Hayes	5	2	3	0-0	0-0	0	0	0									
M. Roberson	5	4	1	0-0	0-0	0	1	0									
R. McLeod	5	4	1	0-0	0-0	1	0	0	Total	79	48	31	0-0	1-0	4	1	0


WEATHER: Indoors - ATTENDANCE: 51,115 - TIME: 12:00 p.m.

Entering the game as the leading scoring offense in the league, the Cardinals wasted no time getting on the board and taking the early lead. After winning the toss and electing to receive, the Cardinals drove 80 yards on 10 plays to score a touchdown on the opening drive with a 22-yard pass from QB Carson Palmer to WR J.J. Nelson. The rest of the first half proved to be a defensive battle, as neither team would enter the red zone until the final drive. The Cardinals got the ball back in good field position with a minute to go before the break. Starting at its own 40, Arizona completed back-to-back 15 yard passes to move deep into St. Louis territory and eventually set up a 33-yard field goal from K Chandler Catanzaro to make it 10-0 at halftime. After both teams exchanged punts to open up the second half, PR Tavon Austin set the Rams up with good field position with a 67-yard return. There was a flag for holding on the play, but St. Louis still started their drive near midfield at its own 49-yard line. RB Todd Gurley broke loose for 34 yards on the first play of the drive, moving the Rams down to the Arizona 17-yard line. K Zach Hocker came on and converted a 35-yard field goal to cut the lead to 10-3. On the ensuing kickoff, Kerwynn Williams brought the ball of out the end zone and fumbled it out of bounds at the 2-yard line. Backed up deep in their own territory, the Cardinals converted on a big third-and-3 from the nine with a 31-yard completion to WR Michael Floyd down the left side. Arizona continued to march down the field and eventually scored on a 10-yard pass to RB David Johnson that extended the lead to 17-3. After a Rams three-and-out, the Cardinals got the ball back and went and scored again to make it 24-14. It was Williams this time who scored, running the ball in from 35-yard out. Catanzaro would tack on one more field goal midway through the fourth quarter to bring the game to its final of 27-3.

STARTING LINEUPS

ARIZONA CARDINALS						ST. LOUIS RAMS					
WR	11	L. Fitzgerald	DT	93	C. Campbell	WR	18	K. Britt	LDE	95	W. Hayes
LT	68	J. Veldheer	NT	95	R. Gunter	TE	46	C. Harkey	LDT	99	A. Donald
LG	76	M. Iupati	DT	91	E. Stinson	LT	73	G. Robinson	RDT	90	M. Brockers
C	63	L. Sendlein	SAM	44	M. Golden	LG	71	G. Reynolds	RDE	97	E. Sims
RG	62	T. Iarsen	SLB	20	D. Bucannon	C	61	T. Barnes	WS	26	M. Barron
RT	70	B. Massie	ILB	51	K. Minter	RG	69	C. Wichmann	MLB	55	J. Laurinaitis
WR	12	Jo. Brown	WILL	57	A. Okafor	RT	79	R. Havenstein	RLB	47	M. Roberson
WR	15	M. Floyd	LCB	21	P. Peterson	TE	88	L. Kendrick	LCB	20	L. Joyner
QB	3	C. Palmer	RCB	28	J. Bethel	WR	11	T. Austin	RCB	21	J. Jenkins
RB	31	D. Johnson	SS	26	R. Johnson	QB	5	N. Foles	FS	23	R. McLeod
TE	84	J. Gresham	FS	32	T. Mathieu	RB	30	T. Gurley	SS	25	T. McDonald

ST. LOUIS SUBSTITUTIONS: K 2 Z. Hocker, P 6 J. Hekker, WR 15 B. Marquez, WR 19 W. Welker, RB 27 T. Mason, S 31 M. Alexander, RB 34 C. Reynolds, RB 36 B. Cunningham, S 37 C. Bryant, S 38 C. Davis, LS 44 J. McQuaide, LB 50 C. Lynch, LB 53 D. Bates, LB 54 B. Hager, C 60 E. Kush, C/G 65 D. Rhaney, WR 83 B. Quick, TE 89 J. Cook, DE 91 C. Long, DE 96 M. Longacre, DT 98 N. Fairley

SCORING SUMMARY

		1	2	3	4	OT	TOTAL	FIELD GOALS
VISITOR	Arizona Cardinals	7	3	14	3	0	27	Z. Hocker (35)
HOME	St. Louis Rams	0	0	3	0	0	3	C. Catanzaro (33) (29)

TEAM	Qtr	Clock Time	Play (Extra Point) (Drive Info)	Visitor	Home
Cardinals	1	10:07	J. Nelson 22 yd. pass from C. Palmer (C. Catanzaro kick) (10-80, 4:53)	7	0
Cardinals	2	0:06	C. Catanzaro 33 yd. Field Goal (8-45, 0:54)	10	0
Rams	3	11:30	Z. Hocker 35 yd. Field Goal (5-34, 1:12)	10	3
Cardinals	3	5:53	D. Johnson 10 yd. pass from C. Palmer (C. Catanzaro kick) (10-98, 5:37)	17	3
Cardinals	3	1:30	K. Williams 35 yd. run (C. Catanzaro kick) (7-81, 2:48)	24	3
Cardinals	4	4:09	C. Catanzaro 29 yd. Field Goal (9-85, 4:38)	27	3

FINAL TEAM STATISTICS

	CARDINALS	RAMS		CARDINALS	RAMS
TOTAL FIRST DOWNS	29	9	FGs - PATs Had Blocked	0-0	0-0
By Rushing	8	3	Net Punting Average	33.0	48.3
By Passing	18	6	TOTAL RETURN YARDAGE	23	43
By Penalty	3	0	No. and Yards Punt Returns	3-30	4-43
THIRD DOWN EFFICIENCY	7-16-44%	1-12-8%	No. and Yards Kickoff Returns	1-0	5-132
FOURTH DOWN EFFICIENCY	0-1-0%	1-2-50%	No. and Yards Interception Returns	1--7	0-0
TOTAL NET YARDS	524	212	PENALTIES Number and Yards	3-25	7-104
Total Offensive Plays	76	50	FUMBLES Number and Lost	1-0	1-0
Average gain per offensive play	6.6	4.2	TOUCHDOWNS	3	0
NET YARDS RUSHING	175	66	Rushing	1	0
Total Rushing Plays	36	15	Passing	2	0
Average gain per rushing play	4.9	4.4	EXTRA POINTS Made-Attempts	3-3	0-0
Tackles for a loss-number and yards	5-12	3-8	Kicking Made-Attempts	3-3	0-0
NET YARDS PASSING	349	146	FIELD GOALS Made-Attempts	2-2	1-1
Times thrown	2-13	0-0	RED ZONE EFFICIENCY	2-4-50%	0-2-0%
Gross yards passing	362	146	GOAL TO GO EFFICIENCY	0-0-0%	0-1-0%
PASS ATTEMPTS-COMP-HAD INT	41-27-0	35-15-1	SAFETIES	0	0
Avg gain per pass play	8.1	4.2	FINAL SCORE	27	3
KICKOFFS Number-In End Zone-TBs	6-5-1	2-2-1	TIME OF POSSESSION	39:47	20:13
PUNTS Number and Average	6-43.5	8-54.5			
Had Blocked	0	0			

FINAL INDIVIDUAL STATISTICS

ARIZONA CARDINALS										ST. LOUIS RAMS									
RUSHING	ATT	YDS	AVG	LG	TD					RUSHING	ATT	YDS	AVG	LG	TD				
D. Johnson	22	99	4.5	23	0					T. Gurley	9	41	4.6	34	0				
K. Williams	6	59	9.8	35	1					T. Austin	2	14	7.0	12	0				
S. Taylor	5	20	4.0	9	0					T. Mason	2	13	6.5	15	0				
D. Stanton	3	-3	-1.0	-1	0					N. Foles	2	-2	-1.0	-1	0				
Total	36	175	4.9	35	1					Total	15	66	4.4	34	0				
PASSING	ATT	CMP	YDS	SK/YD	TD	LG	IN			PASSING	ATT	CMP	YDS	SK/YD	TD	LG	IN		
C. Palmer	40	26	356	2/13	2	68	0			N. Foles	35	15	146	0/0	0	30	1		
D. Stanton	1	1	6	0/0	0	6	0			Total	35	15	146	0/0	0	30	1		
Total	41	27	362	2/13	2	68	0												
RECEIVING	NO	YDS	AVG	LG	TD					RECEIVING	NO	YDS	AVG	LG	TD				
L. Fitzgerald	8	55	6.9	23	0					J. Cook	3	22	7.3	10	0				
M. Floyd	7	104	14.9	31	0					B. Marquez	3	16	5.3	6	0				
Jo. Brown	6	113	18.8	68	0					K. Britt	2	41	20.5	30	0				
J. Nelson	2	34	17.0	22	1					W. Welker	2	15	7.5	9	0				
D. Johnson	2	21	10.5	11	1					T. Mason	2	10	5.0	7	0				
D. Fells	1	22	22.0	22	0					B. Quick	1	14	14.0	14	0				
J. Greshman	1	13	13.0	13	0					C. Harkey	1	4	4.0	4	0				
Total	27	362	13.4	68	2					Total	15	146	9.7	30	0				
INTERCEPTIONS	NO	YDS	AVG	LG	TD					INTERCEPTIONS	NO	YDS	AVG	LG	TD				
R. Johnson	1	-7	-7.0	-7	0					Total	0	0	0.0	0	0				
Total	1	-7	-7.0	-7	0														
PUNTING	NO	YDS	AVG	NET	TB/120	LG				PUNTING	NO	YDS	AVG	NET	TB/120	LG			
D. Butler	6	261	43.5	33.0	1/2	57				J. Hekker	8	436	54.5	48.3	1/5	68			
Total	6	261	43.5	33.0	1/2	57				Total	8	436	54.5	48.3	1/5	68			
PUNT RETURNS	NO	YDS	AVG	FC	LG	TD				PUNT RETURNS	NO	YDS	AVG	FC	LG	TD			
P. Peterson	3	30	10.0	1	15	0				T. Austin	2	38	19.0	1	29	0			
[DOWNED]	1	0	0.0	0	0	0				J. Jenkins	1	5	5.0	0	5	0			
[OUT OF BOUNDS]	2	0	0.0	0	0	0				D. Bates	1	0	0.0	0	0	0			
[TOUCHBACK]	1	0	0.0	0	0	0				[TOUCHBACK]	1	0	0.0	0	0	0			
Total	3	30	10.0	1	15	0				Total	4	43	10.8	1	29	0			
KICKOFF RETURNS	NO	YDS	AVG	FC	LG	TD				KICKOFF RETURNS	NO	YDS	AVG	FC	LG	TD			
K. Williams	1	0	0.0	0	0	0				B. Cunningham	4	129	32.3	0	41	0			
[TOUCHBACK]	1	0	0.0	0	0	0				T. Austin	1	3	3.0	0	3	0			
Total	1	0	0.0	0	0	0				[TOUCHBACK]	1	0	0.0	0	0	0			
										Total	5	132	26.4	0	41	0			

DEFENSIVE STATISTICS (Based on coaches' film review)

PLAYER	T	S	A	S-YDS	I-YDS	PD	FF	FR	PLAYER	T	S	A	S-YDS	I-YDS	PD	FF	FR
M. Barron	10	9	1	0-0	0-0	1	1	0	E. Sims	4	2	2	0-0	0-0	0	0	0
R. McLeod	9	6	3	0-0	0-0	0	0	0	J. Laurinaitis	3	2	1	0-0	0-0	0	0	0
L. Joyner	8	8	0	0-0	0-0	2	0	0	W. Hayes	3	1	2	0-0	0-0	0	0	0
A. Ayers	8	6	2	0-0	0-0	0	0	0	C. Long	3	2	1	0-0	0-0	0	0	0
T. McDonald	7	5	2	0-0	0-0	0	0	0	M. Brockers	3	0	3	0-0	0-0	0	0	0
A. Donald	7	6	1	1-4	0-0	0	0	0	M. Longacre	2	0	2	0-0	0-0	0	0	0
J. Jenkins	6	6	0	0-0	0-0	1	0	0	M. Alexander	1	1	0	1-9	0-0	0	0	0
M. Roberson	6	5	1	0-0	0-0	3	0	0									
N. Fairley	5	3	2	0-0	0-0	0	0	0	Total	85	62	23	2-13	0-0	7	1	0

14

ST. LOUIS 21, DETROIT 14

December 13, 2015 - Edward Jones Dome - St. Louis, Mo.



WEATHER: Indoors - ATTENDANCE: 51,202 - TIME: 12:00 p.m.

The St. Louis Rams snapped a five game skid to improve to 5-8 on the season by defeating the Detroit Lions, 21-14 in a Week 14 matchup at the Edward Jones Dome. After a scoreless first quarter, St. Louis got the scoring started with their defense. On a first-and-10 from their own 45, Lions QB Matthew Stafford threw a pass intended for WR Calvin Johnson. Rams CB Trumaine Johnson jumped the route and picked off the pass before returning it 58 yards for a touchdown with 5:07 remaining in the first half. The interception gave the Rams the first lead of the ball game and they took a 7-0 lead into break. After the teams exchanged punts to start the second half, Detroit got on the board with a seven-play, 65 yard drive. On second-and-5 from just inside of the 10-yard line, Stafford connected with WR Golden Tate over the middle for the score to tie the game up at 7-7. The Rams answered right back with a scoring drive of their own. On the third play of following drive, RB Todd Gurley exploded for a 49-yard run down to the Detroit 6-yard line. Two plays later, Gurley punched in the touchdown from five yards out to put St. Louis back on top, 14-7 with 4:02 remaining in the third quarter. The Rams scored a touchdown again on their next drive and extended the lead to 21-7. The Rams started the drive deep in their own territory, but a quick 25 yard completion to WR Kenny Britt followed by another big Gurley run moved the ball into Detroit territory. Gurley found the end zone again to cap off the drive, this time from 15 yards out for his second score of the day. Detroit made one last push when they put together a 14-play, 86-yard scoring drive that cut the deficit to seven. Stafford connected with Tate again for his second score of the game with just over two minutes remaining to make it 21-14. The Lions then recovered the onside kick to give them a chance to put together a game-tying scoring drive. The Rams defense held strong on four plays, coming up with the final stop of the game on a fourth-and-3 to come away with the victory. The Rams defensive effort was fueled by Johnson who helped limited Lions WR Calvin Johnson to one catch for 16 yards and DT Aaron Donald who delivered his first three-sack game of his career.

STARTING LINEUPS

DETROIT LIONS				ST. LOUIS RAMS			
WR	15 G. Tate	DE	91 J. Jones	WR	18 K. Britt	LDE	95 W. Hayes
LT	71 R. Reiff	DT	97 C. Reid	TE	89 J. Cook	LDT	99 A. Donald
LG	72 L. Tomlinson	DT	92 H. Ngata	LT	73 G. Robinson	RDT	90 M. Brockers
C	64 T. Swanson	DE	94 E. Ansah	LG	71 G. Reynolds	RDE	97 E. Sims
RG	75 L. Warford	OLB	57 J. Bynes	C	61 T. Barnes	RLB	56 A. Ayers
RT	74 M. Ola	MLB	55 S. Tulloch	RG	69 C. Wichmann	MLB	55 J. Laurinaitis
TE	87 B. Pettigrew	OLB	59 T. Whitehead	RT	79 R. Havenstein	RCB	47 M. Roberson
FB	46 M. Burton	CB	23 D. Slay	WR	15 B. Marquez	LCB	22 T. Johnson
WR	81 C. Johnson	CB	24 N. Lawson	WR	11 T. Austin	WS	26 M. Barron
QB	9 M. Stafford	SS	32 J. Ihedigbo	QB	17 C. Keenum	FS	23 R. McLeod
RB	21 A. Abdullah	FS	27 G. Quinn	RB	30 T. Gurley	S	31 M. Alexander

ST. LOUIS SUBSTITUTIONS: K 4 G. Zuerlein, P 6 J. Hekker, WR 19 W. Welker, DB 20 L. Joyner, CB 24 E. Patterson, RB 27 T. Mason, RB 34 C. Reynolds, RB 36 B. Cunningham, S 37 C. Bryant, S 38 C. Davis, LS 44 J. McQuaide, TE 46 C. Harkey, LB 50 C. Lynch, LB 53 D. Bates, LB 54 B. Hager, C 60 E. Kush, C/G 65 D. Rhaney, WR 83 B. Quick, TE 88 L. Kendricks, DE 91 C. Long, DE 93 E. Westbrook, DT 98 N. Fairley

SCORING SUMMARY

		1	2	3	4	OT	TOTAL	FIELD GOALS
VISITOR	Detroit Lions	0	0	7	7	0	14	
HOME	St. Louis Rams	0	7	7	7	0	21	

TEAM	Qtr	Clock Time	Play (Extra Point) (Drive Info)	Visitor	Home
Rams	2	4:55	T. Johnson 58 yd. interception return (G. Zuerlein kick)	0	7
Lions	3	7:35	G. Tate 9 yd. pass from M. Stafford (M. Prater kick) (7-65, 4:21)	7	7
Rams	3	3:57	T. Gurley 5 yd. run (G. Zuerlein kick) (5-80, 3:38)	7	14
Rams	4	12:14	T. Gurley 15 yd. run (G. Zuerlein kick) (7-91, 3:33)	7	21
Lions	4	2:05	G. Tate 2 yd. pass from M. Stafford (M. prater kick) (14-86, 4:13)	14	21

15

ST. LOUIS 31, TAMPA BAY 23

December 17, 2015 - Edward Jones Dome - St. Louis, Mo.



WEATHER: Indoors - ATTENDANCE: 51,295 - TIME: 7:25 p.m.

The St. Louis Rams hosted the Tampa Bay Buccaneers in a Thursday night matchup with both teams sporting new uniforms as part of the NFL Color Rush. The Rams got the ball to start the game and drove 57 yards in six plays to jump out to an early 7-0 lead. QB Case Keenum found WR Tavon Austin, who scampered 17 yards into the end zone. Tampa Bay was forced to punt on its first possession but got on the board on the next possession with a 53-yard field goal from K Connor Barth to make it 7-3 with five minutes remaining in the first quarter. St. Louis answered with a quick three-play scoring drive, highlighted by a 60-yard touchdown pass from Keenum to WR Kenny Britt. To start the second quarter, the Buccaneers began a drive that started deep in their own territory at their own 4-yard line. Tampa Bay flipped the field and moved into Rams territory before the St. Louis defense came up with a big stop on fourth-and-1 to get the ball back on their own 23. The Rams then put together another scoring drive, this time capped off by a 3-yard RB Todd Gurley touchdown run to give St. Louis a 21-3 halftime lead. The Bucs struck first in the second half, but were held to another field goal. Barth's 32-yard field goal made it 21-6 with 9:16 remaining in the third. The Rams got the ball back and went right back down the field to extend their lead to 28-6. Keenum connected with TE Jared Cook for gains of 25 and 15 yards on the drive before Austin took a handoff around the right end to score from 21 yards out. Tampa Bay scored its first touchdown of the game on the first drive of the fourth on a 3-yard pass from QB Jameis Winston to TE Luke Stocker to make it 28-13. The Rams responded by taking the ensuing kickoff 102 yards before RB Benny Cunningham was tackled at the 3-yard line. The Buccaneers defense stuffed three straight runs and held St. Louis to a field goal. Tampa Bay was forced to settle for a field of their own on the next drive despite having first-and-goal from the 6. The Buccaneers cut into the lead and made it a one possession game with 1:39 to go on another Winston touchdown pass that made it 31-23. The Bucs last hope was an onside kick that the Rams recovered before running the clock out to improve to 6-8 on the season and finish the home portion of their schedule with a 5-3 record.

STARTING LINEUPS

TAMPA BAY BUCCANEERS						ST. LOUIS RAMS					
WR	17	D. Dye	DE	92	W. Gholston	WR	83	B. Quick	LDE	95	W. Hayes
LT	76	D. Smith	DT	93	G. McCoy	LT	73	G. Robinson	LDT	99	A. Donald
LG	70	L. Mankins	DT	77	T. McDaniel	LG	71	G. Reynolds	RDT	90	M. Brockers
C	68	J. Hawley	DE	56	J. Smith	C	61	T. Barnes	RDE	97	E. Sims
RG	74	A. Marpet	SLB	45	O. Lemon	RG	69	C. Wichmann	MLB	55	J. Laurinaitis
RT	78	G. Cherilus	MLB	51	D. Lansanah	RT	79	R. Havenstein	RLB	20	L. Joyner
TE	88	L. Stocker	WLB	54	L. David	TE	88	L. Kendrick	LCB	22	T. Johnson
WR	13	M. Evans	CB	26	S. Moore	WR	11	T. Austin	RCB	21	J. Jenkins
QB	3	J. Winston	CB	38	J. Adjei-Barimah	QB	17	C. Keenum	WS	26	M. Barron
RB	22	D. Martin	SS	23	C. Conte	RB	30	T. Gurley	FS	23	R. McLeod
TE	84	C. Brate	FS	31	M. Wright	FB	46	C. Harkey	S	31	M. Alexander

ST. LOUIS SUBSTITUTIONS: K 4 G. Zuerlein, P 6 J. Hekker, WR 15 B. Marquez, WR 18 K. Britt, WR 19 W. Welker, RB 27 T. Mason, RB 34 C. Reynolds, RB 36 B. Cunningham, S 37 C. Bryant, S 38 C. Davis, LS 44 J. McQuaide, CB 47 M. Roberson, LB 50 C. Lynch, LB 53 D. Bates, LB 54 B. Hager, LB 56 A. Ayers, C 60 E. Kush, C/G 65 D. Rhaney, TE 89 J. Cook, DE 91 C. Long, DE 92 D. Worthington, DE 93 E. Westbrook, DT 98 N. Fairley

SCORING SUMMARY

		1	2	3	4	OT	TOTAL	FIELD GOALS
VISITOR	Tampa Bay Buccaneers	3	0	3	17	0	23	C. Barth (53) (32) (24)
HOME	St. Louis Rams	14	7	7	3	0	31	G. Zuerlein (19)
		Clock						
TEAM	Qtr	Time	Play (Extra Point) (Drive Info)				Visitor	Home
Rams	1	11:54	T. Austin 17 yd. pass from C. Keenum (G. Zuerlein kick) (6-57, 3:06)				0	7
Buccaneers	1	4:52	C. Barth 53 yd. Field Goal (6-26, 1:52)				3	7
Rams	1	3:15	K. Britt 60 yd. pass from C. Keenum (G. Zuerlein kick) (3-82, 1:37)				3	14
Rams	2	2:09	T. Gurley 3 yd. run (G. Zuerlein kick) (3-82, 1:37)				3	21
Buccaneers	3	9:16	C. Barth 32 yd. Field Goal (13-66, 5:44)				6	21
Rams	3	5:35	T. Austin 21 yd. run (G. Zuerlein kick) (7-83, 3:41)				6	28
Buccaneers	4	13:05	L. Stocker 3 yd. pass from J. Winston (C. Barth kick) (4-98, 1:44)				13	28
Rams	4	10:39	G. Zuerlein 19 yd. Field Goal (4-2, 2:26)				13	31
Buccaneers	4	7:31	C. Barth 24 yd. Field Goal (12-74, 3:08)				16	31
Buccaneers	4	1:34	A. Seferian-Jenkins 9 yd. pass from J. Winston (C. Barth kick) (10-81, 2:24)				23	31

16

ST. LOUIS 27, NEW YORK GIANTS 37

December 21, 2014 - Edward Jones Dome - St. Louis, Mo.



WEATHER: Indoors - ATTENDANCE: 55,851 - TIME: 3:05 p.m.

The St. Louis Rams fell to the New York Giants, 37-27, in their final home game of the 2014 season. New York led St. Louis, 10-0, before the Rams offense had a chance to take the field. A 49-yard pass from Giants QB Eli Manning to WR Rueben Randle set up a 29-yard field goal on the opening possession of the game. On the ensuing kickoff, KR/RB Benny Cunningham fumbled at the St. Louis 21. The Giants recovered and Manning threw a touchdown pass to rookie wideout Odell Beckham Jr. five plays later. St. Louis responded with a 51-yard field goal, K Greg Zuerlein's fourth kick of 50 or more yards this season, to cut the Giants' lead to seven points. A second Rams turnover led to a seven-play, 37-yard field goal drive by the Giants with 12:44 remaining in the second quarter. Manning threw his second touchdown pass of the half with 4:55 left, extending New York's lead, 20-3. The Rams shortened the Giants' lead to 10 points after rookie RB Tre Mason scored his fifth career touchdown on a 10-yard run. The Rams tacked on a 20-yard field goal in the final seconds of the half and entered the locker room down by seven. The Rams' lone touchdown of the third quarter was sandwiched between two Giants scoring drives. Rams TE Lance Kendricks was responsible for the score, catching a 23-yard pass from QB Shaun Hill. The reception gave Kendricks his fifth touchdown of the season. He is now one touchdown shy of entering a four-way tie for the most receiving touchdowns by a tight end in franchise history. Down 37-20, the Rams began their final scoring drive with 5:14 remaining from their own 34-yard line. Hill found WR Chris Givens down the right sideline for a 47-yard touchdown. The touchdown was Givens' first of the season. The Giants recovered a Rams onside kick on their own 48-yard line on the resulting kickoff. The Rams defense forced a field goal attempt on fourth-and-6, but LB Daren Bates blocked the kick, which was recovered by fellow LB Will Herring at the St. Louis 18-yard line. New York regained possession on the next play after a high snap was recovered by the visiting Giants with 1:53 remaining in regulation. New York went on to run out the clock to win the 42nd game of the all-time series between the teams. The Rams offense generated 100 yards on the ground while WR Kenny Britt tied a career high in catches with nine for 103 yards. Defensively, the Rams extended their streak of consecutive games with at least one sack to 10 after S T.J. McDonald registered a sack in the first quarter. Despite the loss, the Rams maintain a 26-16 advantage over the Giants.

STARTING LINEUPS

NEW YORK GIANTS						ST. LOUIS RAMS					
WR	82	R.Randle	LDE	99	C.Jenkins	WR	81	K.Britt	LDE	91	C.Long
LT	65	W.Beatty	LDT	93	M.Patterson	TE	89	J.Cook	LDT	99	A.Donald
LG	70	W.Richburg	RDT	95	J.Hankins	LT	79	G.Robinson	RDT	90	M.Brockers
C	55	J.Walton	RDE	90	J.Pierre-Paul	LG	76	R.Saffold	RDE	94	R.Quinn
RG	77	J.Jerry	SLB	59	D.Kennard	C	63	S.Wells	LLB	52	A.Ogletree
RT	67	J.Pugh	MLB	53	J.McClain	RG	69	D.Joseph	MLB	55	J.Laurinaitis
TE	84	L.Donnell	WLB	58	M.Herzlich	RT	72	J.Barksdale	RLB	26	M.Barron
WR	13	O.Beckham	LCB	21	D.Rodgers-Cromartie	WR	12	S.Bailey	LCB	33	E.Gaines
QB	10	E.Manning	SS	26	A.Rolle	QB	14	S.Hill	RCB	21	J.Jenkins
TE	85	D.Fells	FS	27	S.Brown	RB	27	T.Mason	FS	23	R.McLeod
RB	44	A.Williams	RCB	39	C.Brown	WR	88	L.Kendricks	SS	25	T.McDonald

ST. LOUIS SUBSTITUTIONS: K 4 G.Zuerlein, P 6 J.Hekker, WR 11 T.Austin, WR 13 C.Givens, DB 20 L.Joyner, CB 22 T.Johnson, RB 30 Z.Stacy, S 31 M.Alexander, RB 34 C.Reynolds, RB 36 B.Cunningham, S 38 C.Davis, RB 42 T.Watts, LS 44 J.McQuaide, TE 46 C.Harkey, LB 53 D.Bates, LB 54 W.Herring, LB 58 J.Dunbar, LB 59 K.Toomer, C 61 T.Barnes, T 73 M.Person, DE 95 W.Hayes, DE 97 E.Sims, DT 98 K.Langford

SCORING SUMMARY

		1	2	3	4	OT	TOTAL	FIELD GOALS
VISITOR	New York Giants	10	10	14	3	0	37	J.Brown (29) (37) (52) 29B
HOME	St. Louis Rams	3	10	7	7	0	27	G.Zuerlein (51) (20)

TEAM	Qtr	Clock	Play (Extra Point) (Drive Info)	Visitor	Home
Giants	1	10:41	J.Brown 29 yd. Field Goal (8-69, 4:19)	3	0
Giants	1	8:24	O.Beckham 9 yd. pass from E.Manning (J.Brown kick) (5-21, 2:10)	10	0
Rams	1	4:52	G.Zuerlein 51 yd. Field Goal (6-15, 3:32)	10	3
Giants	2	12:39	J.Brown 37 yd. Field Goal (7-37, 3:15)	13	3
Giants	2	4:49	O.Darkwa 12 yd. run (J.Brown kick) (10-80, 5:38)	20	3
Rams	2	2:18	T.Mason 10 yd. run (G.Zuerlein kick) (5-74, 2:31)	20	10
Rams	2	0:00	G.Zuerlein 20 yd. Field Goal (9-58, 1:36)	20	13
Giants	3	7:29	R.Randle 7 yd. pass from E.Manning (J.Brown kick) (7-87, 3:58)	27	13
Rams	3	1:44	L.Kendricks 23 yd. pass from S.Hill (G.Zuerlein kick) (10-90, 5:45)	27	20
Giants	3	0:45	O.Beckham 80 yd. pass from E.Manning (J.Brown kick) (3-80, 0:59)	34	20
Giants	4	8:29	J.Brown 52 yd. Field Goal (10-56, 5:01)	37	20
Rams	4	3:56	C.Givens 47 yd. pass from S.Hill (G.Zuerlein kick) (3-66, 1:18)	37	27

FINAL TEAM STATISTICS

	GIANTS	RAMS		GIANTS	RAMS
TOTAL FIRST DOWNS	19	23	FGs - PATs Had Blocked	1-0	0-0
By Rushing	3	6	Net Punting Average	30.3	45.5
By Passing	13	14	TOTAL RETURN YARDAGE	7	61
By Penalty	3	3	No. and Yards Punt Returns	0-0	3-61
THIRD DOWN EFFICIENCY	8-17-47%	1-6-17%	No. and Yards Kickoff Returns	2-45	5-90
FOURTH DOWN EFFICIENCY	0-0-0%	0-0-0%	No. and Yards Interception Returns	1-7	0-0
TOTAL NET YARDS	514	387	PENALTIES Number and Yards	12-149	9-76
Total Offensive Plays	67	54	FUMBLES Number and Lost	0-0	2-2
Average gain per offensive play	7.7	7.2	TOUCHDOWNS	4	3
NET YARDS RUSHING	128	106	Rushing	1	1
Total Rushing Plays	34	20	Passing	3	2
Average gain per rushing play	3.8	5.3	EXTRA POINTS Made-Attempts	4-4	3-3
Tackles for a loss-number and yards	2-2	1-1	Kicking Made-Attempts	4-4	3-3
NET YARDS PASSING	386	281	FIELD GOALS Made-Attempts	3-4	2-2
Times thrown	1-5	2-9	RED ZONE EFFICIENCY	3-7-43%	2-3-67%
Gross yards passing	391	290	GOAL TO GO EFFICIENCY	0-0-0%	0-1-0%
PASS ATTEMPTS-COMP-HAD INT	32-25-0	32-24-1	SAFETIES	0	0
Avg gain per pass play	11.7	8.3	FINAL SCORE	37	27
KICKOFFS Number-In End Zone-TBs	8-6-3	5-3-2	TIME OF POSSESSION	34:47	25:13
PUNTS Number and Average	3-50.7	4-50.5			
Had Blocked	0	0			

FINAL INDIVIDUAL STATISTICS

NEW YORK GIANTS							ST. LOUIS RAMS								
RUSHING							RUSHING								
	ATT	YDS	AVG	LG	TD			ATT	YDS	AVG	LG	TD			
A. Williams	26	110	4.2	45	0	T. Mason	13	76	5.8	16	1				
O. Darkwa	4	21	5.3	12	1	T. Austin	3	25	8.3	19	0				
O. Beckham	1	0	0.0	0	0	Z. Stacy	2	6	3.0	5	0				
E. Manning	3	-3	-1.0	-1	0	S. Hill	1	0	0.0	0	0				
						B. Cunningham	1	-1	-1.0	-1	0				
Total	34	128	3.8	45	1	Total	20	106	5.3	19	1				
PASSING							PASSING								
	ATT	CMP	YDS	SK/YD	TD	LG	IN		ATT	CMP	YDS	SK/YD	TD	LG	IN
E. Manning	32	25	391	1/5	3	80	0	S. Hill	32	24	290	2/9	2	47	1
Total	32	25	391	1/5	3	80	0	Total	32	24	290	2/9	2	47	1
RECEIVING							RECEIVING								
	NO	YDS	AVG	LG	TD				NO	YDS	AVG	LG	TD		
O. Beckham	8	148	18.5	49	2	K. Britt	5	103	11.4	27	0				
R. Randle	6	132	22.0	49	1	J. Cook	2	41	8.2	12	0				
L. Donnell	4	42	10.5	23	0	L. Kendricks	2	35	17.5	23	1				
P. Parker	3	32	10.7	15	0	S. Bailey	2	22	11.0	17	0				
D. Fells	2	20	10.0	12	0	B. Cunningham	2	19	9.5	11	0				
O. Darkwa	2	17	8.5	9	0	C. Givens	1	47	47.0	47	1				
						T. Austin	1	15	15.0	15	0				
						T. Mason	1	7	7.0	7	0				
						C. Harkey	1	1	1.0	1	0				
Total		25	391	15.6	80	3		Total	24	290	12.1	47	2		
INTERCEPTIONS							INTERCEPTIONS								
	NO	YDS	AVG	LG	TD				NO	YDS	AVG	LG	TD		
K. Wynn	1	7	7.0	7	0										
Total	1	7	7.0	7	0			Total	0	0	0	0	0		
PUNTING							PUNTING								
	NO	YDS	AVG	NET	TB/10	LG			NO	YDS	AVG	NET	TB/10	LG	
S. Weatherford	3	152	50.7	30.3	0/0	54		J. Hekker	4	202	50.5	45.5	1/3	56	
Total	3	152	50.7	30.3	0/0	54		Total	4	202	50.5	45.5	1/3	56	
PUNT RETURNS							PUNT RETURNS								
	NO	YDS	AVG	FC	LG	TD			NO	YDS	AVG	FC	LG	TD	
O. Beckham	0	0	0.0	3	0	0		T. Austin	3	61	20.3	0	41	0	
Total	0	0	0.0	3	0	0		Total	3	61	20.3	0	41	0	
KICKOFF RETURNS							KICKOFF RETURNS								
	NO	YDS	AVG	FC	LG	TD			NO	YDS	AVG	FC	LG	TD	
P. Parker	1	24	24.0	0	24	0		B. Cunningham	4	83	20.8	0	25	0	
Q. Demps	1	21	21.0	0	21	0		T. Barnes	1	7	7.0	0	7	0	
Total	2	45	22.5	0	24	0		Total	5	90	18.0	0	25	0	

DEFENSIVE STATISTICS (Based on coaches' film review)

PLAYER	T	S	A	S-YDS	I-YDS	PD	FF	FR	PLAYER	T	S	A	S-YDS	I-YDS	PD	FF	FR
A.Ogletree	13	11	2	0-0	0-0	0	0	0	K.Langford	2	1	1	0-0	0-0	0	0	0
J.Laurinaitis	11	8	3	0-0	0-0	0	0	0	E.Sims	2	1	1	0-0	0-0	0	0	0
T.McDonald	10	9	1	1-5	0-0	0	0	0	J.Dunbar	1	1	0	0-0	0-0	0	0	0
M.Brockers	9	2	7	0-0	0-0	0	0	0	W.Hayes	1	0	1	0-0	0-0	0	0	0
M.Barron	5	5	0	0-0	0-0	0	0	0	L.Joyner	1	1	0	0-0	0-0	0	0	0
E.Gaines	5	4	1	0-0	0-0	1	0	0	C.Long	1	1	0	0-0	0-0	0	0	0
T.Johnson	5	4	1	0-0	0-0	0	0	0									
J.Jenkins	3	3	0	0-0	0-0	1	0	0									
R.McLeod	3	2	1	0-0	0-0	0	0	0	Total	72	53	19	1-5	0-0	2	0	0


WEATHER: Sunny, 43° - ATTENDANCE: 68,453 - TIME: 3:27 p.m.

After converting two field goals in the first half to take a 6-0 halftime lead over the NFC West leading Seattle Seahawks, the St. Louis Rams were unable to muster points in the final two quarters and lost, 20-6. Defensively, the Rams became the first team to hold Seattle scoreless in the first half of a regular season since 2011. On the Rams' first defensive series, third-year S Mark Barron recorded his third sack of the season, a career high, to force a Seattle punt. The Rams scored on the subsequent drive to take the 3-0 lead following K Greg Zuerlein's field goal conversion of 33 yards. In the second quarter, rookie CB Marcus Roberson picked off Seahawks QB Russell Wilson and returned his first career interception 18 yards. On the Rams' ensuing defensive series, Alec Ogletree forced his fifth fumble of the season, which was recovered by S T.J. McDonald and returned three yards to the Seattle 34-yard line, setting up Zuerlein's second field goal. Zuerlein's kick came from 52 yards out, marking his fifth field goal beyond the 50-yard mark of the season. On the final play of the half, rookie DT Aaron Donald sacked Wilson and also forced a fumble. It was Donald's second forced fumble of the season and ninth career sack, the most among all NFL rookies. After the halftime break, Seattle responded with back-to-back field goal conversions in the opening two drives of the third quarter. Rams QB Shaun Hill was intercepted on the first play of the fourth quarter, which lead to a 6-play, 54-yard touchdown drive by Seattle. Hill was intercepted again on the ensuing offensive possession by LB Bruce Irvin and it was returned 49 yards for a touchdown. Down 20-6 with 6:05 remaining, St. Louis found themselves on the Seattle 6-yard line. On third-and-6, Hill completed a pass to RB Benny Cunningham in the flat. Cunningham dove for the end zone and Seattle S Earl Thomas forced the ball loose and out of bounds, resulting in a touchback. Despite the end zone fumble, Cunningham concluded the game with three kickoff returns for 80 yards, pushing his final season total to 963 yards and an NFC-leading 27.5-yard average. With the 20-6 loss, the St. Louis Rams ended the year with a 2-4 division record and a 6-10 finish overall.

STARTING LINEUPS

ST. LOUIS RAMS						SEATTLE SEAHAWKS					
WR	81	K.Britt	LDE	91	C.Long	WR	89	D.Baldwin	LDE	72	M.Bennett
FB	46	C.Harkey	LDT	99	A.Donald	LT	76	R.Okung	LDT	99	T.McDaniel
LT	79	G.Robinson	RDT	90	M.Brockers	LG	77	J.Carpenter	RDT	94	K.Williams
LG	76	R.Saffold	RDE	94	R.Quinn	C	65	P.Lewis	RDE	56	C.Avril
C	63	S.Wells	DB	20	L.Joyner	RG	64	J.Sweezy	OLB	51	B.Irvin
RG	69	D.Joseph	MLB	55	J.Laurinaitis	RT	68	J.Britt	MLB	54	B.Wagner
RT	72	J.Barksdale	LLB	52	A.Ogletree	TE	82	L.Willson	OLB	50	K.Wright
WR	11	T.Austin	LCB	22	T.Johnson	WR	81	K.Norwood	LCB	25	R.Sherman
QB	14	S.Hill	RCB	21	J.Jenkins	QB	3	R.Wilson	RCB	41	B.Maxwell
HB	27	T.Mason	FS	23	R.McLeod	WR	10	P.Richardson	SS	31	K.Chancellor
TE	88	L.Kendricks	SS	25	T.McDonald	RB	24	M.Lynch	FS	29	E.Thomas

ST. LOUIS SUBSTITUTIONS: K 4 G.Zuerlein, P 6 J.Hekker, WR 12 S.Bailey, WR 13 C.Givens, S 26 M.Barron, RB 30 Z.Stacy, S 31 M.Alexander, RB 34 C.Reynolds, RB 36 B.Cunningham, S 38 C.Davis, RB 42 T.Watts, LS 44 J.McQuaide, CB 47 M.Roberson, LB 53 D.Bates, LB 54 W.Herring, LB 58 J.Dunbar, LB 59 K.Toomer, C 61 T.Barnes, T 73 M.Person, TE 89 J.Cook, DE 95 W.Hayes, DE 97 E.Sims, DT 98 K.Langford

SCORING SUMMARY

		1	2	3	4	OT	TOTAL	FIELD GOALS
VISITOR	St. Louis Rams	3	3	0	0	0	6	G.Zuerlein (33) (52)
HOME	Seattle Seahawks	0	0	6	14	0	20	S.Hauschka (42) (45)

TEAM	Qtr	Clock	Play (Extra Point) (Drive Info)	Visitor	Home
Rams	1	6:25	G.Zuerlein 33 yd. Field Goal (11-35, 5:38)	3	0
Rams	2	4:18	G.Zuerlein 52 yd. Field Goal (4-0, 1:50)	6	0
Seahawks	3	11:13	S.Hauschka 42 yd. Field Goal (8-56, 3:47)	6	3
Seahawks	3	4:45	S.Hauschka 45 yd. Field Goal (8-42, 4:27)	6	6
Seahawks	4	12:07	M.Lynch 9 yd. run (S.Hauschka kick) (6-54, 2:44)	6	13
Seahawks	4	9:50	B.Irvin 49 yd. interception return (S.Hauschka kick)	6	20

FINAL TEAM STATISTICS

	RAMS	SEAHAWKS		RAMS	SEAHAWKS
TOTAL FIRST DOWNS	15	16	FGs - PATs Had Blocked	0-0	0-0
By Rushing	2	7	Net Punting Average	48.0	40.3
By Passing	13	9	TOTAL RETURN YARDAGE	18	64
By Penalty	0	0	No. and Yards Punt Returns	0-0	2-7
THIRD DOWN EFFICIENCY	3-12-25%	7-15-47%	No. and Yards Kickoff Returns	3-80	2-52
FOURTH DOWN EFFICIENCY	0-1-0%	0-1-0%	No. and Yards Interception Returns	1-18	2-57
TOTAL NET YARDS	245	354	PENALTIES Number and Yards	6-45	2-20
Total Offensive Plays	60	62	FUMBLES Number and Lost	2-1	3-1
Average gain per offensive play	4.1	5.7	TOUCHDOWNS	0	2
NET YARDS RUSHING	42	132	Rushing	0	1
Total Rushing Plays	19	34	Passing	0	0
Average gain per rushing play	2.2	3.9	Interceptions	0	1
Tackles for a loss-number and yards	5-9	2-3	EXTRA POINTS Made-Attempts	0-0	2-2
NET YARDS PASSING	203	222	Kicking Made-Attempts	0-0	2-2
Times thrown	4-40	3-17	FIELD GOALS Made-Attempts	2-2	2-2
Gross yards passing	243	239	RED ZONE EFFICIENCY	0-2-0%	1-1-100%
PASS ATTEMPTS-COMP-HAD INT	37-26-2	25-17-1	GOAL TO GO EFFICIENCY	0-1-0%	1-1-100%
Avg gain per pass play	5.0	7.9	SAFETIES	0	0
KICKOFFS Number-In End Zone-TBs	3-3-1	5-5-2	FINAL SCORE	6	20
PUNTS Number and Average	5-49.4	3-40.3	TIME OF POSSESSION	28:49	31:11
Had Blocked	0	0			

FINAL INDIVIDUAL STATISTICS

ST. LOUIS RAMS							SEATTLE SEAHAWKS							
RUSHING							RUSHING							
T.Mason	ATT	YDS	AVG	LG	TD		M.Lynch	ATT	YDS	AVG	LG	TD		
B.Cunningham	11	28	2.5	13	0		R.Turbin	14	60	4.3	14	1		
Z.Stacy	4	10	2.5	6	0		D.Baldwin	11	53	4.8	14	0		
T.Austin	2	3	1.5	4	0		R.Wilson	1	8	8.0	8	0		
	2	1	0.5	2	0		W.Tukuafu	6	7	1.2	6	0		
							C.Michael	1	2	2.0	2	0		
							Total	2	2	2.0	2	0		
Total	19	42	2.2	13	0		Total	34	132	3.9	14	1		
PASSING							PASSING							
S.Hill	ATT	CMP	YDS	SK/YD	TD	LG	R.Wilson	ATT	CMP	YDS	SK/YD	TD	LG	IN
Total	37	26	243	4/40	0	20	Total	25	17	239	3/17	0	38	1
	37	26	243	4/40	0	20		25	17	239	3/17	0	38	1
RECEIVING							RECEIVING							
B.Cunningham	NO	YDS	AVG	LG	TD		P.Richardson	NO	YDS	AVG	LG	TD		
K.Britt	7	57	8.1	14	0		D.Baldwin	5	60	12.0	32	0		
J.Cook	4	38	9.5	12	0		M.Lynch	3	43	14.3	38	0		
T.Mason	3	37	12.3	20	0		K.Norwood	3	36	12.0	14	0		
Z.Stacy	3	29	9.7	12	0		L.Wilson	2	34	17.0	31	0		
C.Givens	3	17	5.7	6	0		T.Moeaki	2	32	16.0	28	0		
T.Austin	2	18	9.0	12	0		R.Turbin	1	21	21.0	21	0		
S.Bailey	2	13	6.5	7	0			1	13	13.0	13	0		
L.Kendricks	1	17	17.0	17	0									
Total	1	17	17.0	17	0									
Total	26	243	9.3	20	0		Total	17	239	14.1	38	0		
INTERCEPTIONS							INTERCEPTIONS							
M.Roberson	NO	YDS	AVG	LG	TD		B.Irvin	NO	YDS	AVG	LG	TD		
	1	18	18.0	18	0		J.Hill	1	49	49.0	49	1		
Total	1	18	18.0	18	0		Total	1	8	8.0	8	0		
								2	57	28.5	49	1		
PUNTING							PUNTING							
J.Hekker	NO	YDS	AVG	NET	TB/I20	LG	J.Ryan	NO	YDS	AVG	NET	TB/I20	LG	
Total	5	247	49.4	48.0	0/1	55	Total	3	121	40.3	40.3	0/1	45	
	5	247	49.4	48.0	0/1	55		3	121	40.3	40.3	0/1	45	
PUNT RETURNS							PUNT RETURNS							
T.Austin	NO	YDS	AVG	FC	LG	TD	B.Walters	NO	YDS	AVG	FC	LG	TD	
Total	0	0	0.0	3	0	0	Total	2	7	3.5	2	4	0	
	0	0	0.0	3	0	0		2	7	3.5	2	4	0	
KICKOFF RETURNS							KICKOFF RETURNS							
B.Cunningham	NO	YDS	AVG	FC	LG	TD	P.Richardson	NO	YDS	AVG	FC	LG	TD	
Total	3	80	26.7	0	30	0	Total	2	52	26.0	0	32	0	
	3	80	26.7	0	30	0		2	52	26.0	0	32	0	

DEFENSIVE STATISTICS (Based on coaches' film review)

PLAYER	T	S	A	S-YDS	I-YDS	PD	FF	FR	PLAYER	T	S	A	S-YDS	I-YDS	PD	FF	FR
J.Laurinaitis	11	6	5	0-0	0-0	0	0	0	L.Joyner	4	3	1	1-6	0-0	0	0	0
A.Ogletree	11	7	4	0-0	0-0	0	1	0	W.Hayes	3	2	1	0-0	0-0	0	0	0
M.Brockers	10	3	7	0-0	0-0	0	0	0	J.Jenkins	3	3	0	0-0	0-0	0	0	0
T.McDonald	10	5	5	0-0	0-0	0	0	1	C.Long	2	0	2	0-0	0-0	0	0	0
A.Donald	7	4	3	1-9	0-0	0	1	0	R.Quinn	1	1	0	0-0	0-0	0	0	0
R.McLeod	7	4	3	0-0	0-0	0	0	0	J.Dunbar	1	0	1	0-0	0-0	0	0	0
M.Roberson	5	2	3	0-0	1-18	0	0	0	E.Sims	1	1	0	0-0	0-0	0	0	0
T.Johnson	4	4	0	0-0	0-0	0	0	0	M.Barron	0	0	0	1-2	0-0	0	0	0
K.Langford	4	2	2	0-0	0-0	0	0	0	Total	84	47	37	3-17	1-18	0	2	1

STAT PACK - REGULAR SEASON

2016 MEDIA GUIDE



RAMS ALL-TIME LEADERS



Bold denotes player active with Rams

Italics denotes rookie

CAREER RUSHING

		Years	Att.	Yards	Avg.	Long	TD
1.	Jackson, Steven	2004-12	2,395	10,135	4.2	59t	56
2.	Dickerson, Eric	1983-87	1,525	7,245	4.8	85t	56
3.	Faulk, Marshall	1999-2006	1,447	6,959	4.8	71t	58
4.	McCutcheon, Lawrence	1973-79	1,435	6,186	4.3	48	23
5.	Bass, Dick	1960-69	1,218	5,417	4.5	73t	34
6.	Towler, Dan	1950-55	672	3,493	5.2	79t	44
7.	Josephson, Les	1964-67, 69-74	797	3,407	4.3	75	17
8.	Younger, Paul (Tank)	1949-57	682	3,296	4.8	75t	17
9.	Tyler, Wendell	1977-82	720	3,266	4.5	69t	33
10.	Bryant, Cullen	1973-81, 87	802	3,119	3.9	26	20

SEASON RUSHING

		Year	Att.	Yds.	Avg.	Long	TD
1.	Dickerson, Eric	1984	379	2,105	5.6	66	14
2.	Dickerson, Eric	1986	404	1,821	4.5	42t	11
3.	Dickerson, Eric	1983	390	1,808	4.6	85t	18
4.	Jackson, Steven	2006	346	1,528	4.4	59t	13
5.	Bettis, Jerome	1993	294	1,429	4.9	71t	7
6.	Jackson, Steven	2009	324	1,416	4.4	58	4
7.	Faulk, Marshall	2001	260	1,382	5.3	71t	12
8.	Faulk, Marshall	1999	253	1,381	5.5	58	7
9.	White, Charles	1987	324	1,374	4.2	58	11
10.	Faulk, Marshall	2000	253	1,359	5.4	36	18

CAREER PASSING (Based on Yards)

		Years	Att.	Comp.	Yards	Pct.	TD	Int.
1.	Everett, Jim	1986-93	3,277	1,847	23,758	.564	142	123
2.	Bulger, Marc	2001-09	3,171	1,969	22,814	.621	122	93
3.	Gabriel, Roman	1962-72	3,313	1,705	22,223	.515	154	112
4.	Van Brocklin, Norm	1949-57	1,897	1,011	16,114	.533	118	127
5.	Warner, Kurt	1998-03	1,688	1,121	14,447	.664	102	65
6.	Waterfield, Bob	1945-52	1,618	814	11,893	.503	99	128
7.	Bradford, Sam	2010-	1,760	1,032	11,065	.586	59	38
8.	Ferragamo, Vince	1977-84	1,288	730	9,376	.567	70	71
9.	Haden, Pat	1976-81	1,363	731	9,296	.536	52	60
10.	Wade, Bill	1954-60	1,116	602	8,572	.539	56	68

CAREER PASSING (Based on Rating; Minimum 1,500 Attempts)

		Years	Att.	Comp.	Yards	Pct.	TD	Int.	Rating
1.	Warner, Kurt	1998-03	1,688	1,121	14,447	.664	102	65	97.2
2.	Bulger, Marc	2001-09	3,171	1,969	22,814	.621	122	93	84.4
3.	Everett, Jim	1986-93	3,277	1,847	23,758	.564	142	123	78.1
4.	Bradford, Sam	2010-	1,760	1,032	11,065	.586	59	38	79.3
5.	Van Brocklin, Norm	1949-57	1,897	1,011	16,114	.533	118	127	74.7

SEASON PASSING (Based on Yards)

		Year	Att.	Comp.	Yards	Pct.	TD	Int.
1.	Warner, Kurt	2001	546	375	4,830	68.7	36	22
2.	Warner, Kurt	1999	499	325	4,353	65.1	41	13
3.	Everett, Jim	1989	518	304	4,310	58.7	29	17
4.	Bulger, Marc	2006	588	370	4,301	63.0	24	8
5.	Everett, Jim	1990	554	307	3,989	55.4	23	17
6.	Everett, Jim	1988	517	308	3,964	59.6	31	18
	Bulger, Marc	2004	485	321	3,964	66.2	21	14
8.	Bulger, Marc	2003	532	336	3,845	63.2	22	22
9.	Bradford, Sam	2012	551	328	3,702	59.5	21	13
10.	<i>Bradford, Sam</i>	<i>2010</i>	<i>590</i>	<i>354</i>	<i>3,512</i>	<i>60.0</i>	<i>18</i>	<i>15</i>

CAREER RECEPTIONS

		Years	No.	Yards	Avg.	Long	TD
1.	Bruce, Isaac	1994-2007	942	14,109	15.0	80t	84
2.	Holt, Torry	1999-2008	869	12,660	14.6	85t	74
3.	Ellard, Henry	1983-93	593	9,761	16.5	81t	48
4.	Faulk, Marshall (RB)	1999-2006	470	4,071	8.7	72t	27
5.	Jackson, Steven (RB)	2004-12	407	3,324	8.2	64t	8
6.	Fears, Tom	1948-56	400	5,397	13.4	80t	38
7.	Hirsch, Elroy	1949-57	343	6,299	18.4	91t	53
8.	Snow, Jack	1965-75	340	6,012	17.7	84t	45
9.	Phillips, Jim	1958-64	333	4,953	14.9	93t	27
10.	Benton, Jim	1938-40, 42, 44-47	275	4,566	16.6	84t	42

SEASON RECEPTIONS

		Year	No.	Yards	Avg.	Long	TD
1.	Bruce, Isaac	1995	119	1,781	15.0	72	13
2.	Holt, Torry	2003	117	1,696	14.5	48	12
3.	Holt, Torry	2005	102	1,331	13.0	44	9
4.	Holt, Torry	2004	94	1,372	14.6	75t	10
5.	Holt, Torry	2007	93	1,189	12.8	40	7
	Holt, Torry	2006	93	1,188	12.8	67t	10
7.	Holt, Torry	2002	91	1,302	14.3	58	4
8.	Jackson, Steven	2006	90	806	9.0	64t	3
9.	Bruce, Isaac	2004	89	1,292	14.5	56	6
10.	Bruce, Isaac	2000	87	1,471	16.9	78t	9
	Faulk, Marshall (RB)	1999	87	1,048	12.0	57t	5

CAREER RECEIVING YARDS

		Years	No.	Yards	Avg.	Long	TD
1.	Bruce, Isaac	1994-2007	942	14,109	15.0	80t	84
2.	Holt, Torry	1999-2008	869	12,660	14.6	85t	74
3.	Ellard, Henry	1983-93	593	9,761	16.6	81t	48
4.	Hirsch, Elroy	1949-57	343	6,299	18.4	91t	53
5.	Snow, Jack	1965-75	340	6,012	17.7	84t	45
6.	Fears, Tom	1948-56	400	5,397	13.4	80t	38
7.	Anderson, Willie	1988-94	259	5,246	20.3	78t	26
8.	Phillips, Jim	1958-64	333	4,953	14.9	93t	27
9.	Benton, Jim	1938-40, 42, 44-47	275	4,566	16.6	84t	42
10.	Faulk, Marshall	1999-2006	470	4,071	8.7	72t	27

SEASON RECEIVING YARDS

		Years	No.	Yards	Avg.	Long	TD
1.	Bruce, Isaac	1995	119	1,781	15.0	72	13
2.	Holt, Torry	2003	117	1,696	14.5	48	12
3.	Holt, Torry	2000	82	1,635	19.9	85t	6
4.	Hirsch, Elroy	1951	66	1,495	22.7	91	17
5.	Bruce, Isaac	2000	87	1,471	16.9	78t	9
6.	Ellard, Henry	1988	86	1,414	16.4	68	10
7.	Ellard, Henry	1989	70	1,382	19.7	53	8
8.	Holt, Torry	2004	94	1,372	14.6	75t	10
9.	Holt, Torry	2001	81	1,363	16.8	51	7
10.	Bruce, Isaac	1996	84	1,338	15.9	70	7

CAREER YARDS FROM SCRIMMAGE

			TOTAL		RUSHING		RECEIVING	
	Years	Touches	Yards	Rush	Yards	Rec.	Yards	
1.	Bruce, Isaac.....	1994-2007	965	14,259	23	150	942	14,109
2.	Jackson, Steven.....	2004-12	2,802	13,459	2,395	10,135	407	3,324
3.	Holt, Torry.....	1999-2008	880	12,717	11	57	869	12,660
4.	Faulk, Marshall.....	1999-2006	1,917	11,030	1,447	6,959	470	4,071
5.	Ellard, Henry.....	1983-93	611	9,816	18	55	593	9,761
6.	Dickerson, Eric.....	1983-87	1,648	8,157	1,525	7,245	123	912
7.	McCutcheon, Lawrence.....	1972-79	1,619	7,869	1,435	6,186	184	1,683
8.	Bass, Dick.....	1960-69	1,432	7,262	1,218	5,417	214	1,845
9.	Hirsch, Elroy.....	1949-57	417	6,616	74	317	343	6,299
10.	Snow, Jack.....	1965-75	342	6,015	2	3	340	6,012

CAREER KICKOFF RETURN AVERAGE (Minimum 75)

<u>GREEN KICKOFF RETURN AVERAGE</u> (minimum 75)							
		Years	No.	Yards	Avg.	Long	TD
1.	Horne, Tony	1998-00	143	3,577	25.0	103t	4
2.	Arnett, Jon.....	1957-63	104	2,590	24.9	71t	2
3.	Lewis, Woodley	1950-55	108	2,575	23.8	88t	1
4.	Amendola, Danny	2009-12	118	2,776	23.5	84	0
5.	Brown, Ron	1984-89, 91	169	3,918	23.2	98t	4
6.	Harris, Arlen	2003-05	99	2,147	21.7	42	0

SEASON KICKOFF RETURN AVERAGE (Minimum One Per Game)

<u>DAVE KICKOFF RETURN AVERAGE</u> (Minimum One Per Game)							
		Year	No.	Yards	Avg.	Long	TD
1.	Smith, Verda (Vitamin T.)	1950	22	742	33.7	97	3
2.	Brown, Ron	1985	28	918	32.8	98t	3
3.	Wilson, Tom	1956	15	477	31.8	103t	1
4.	Bass, Dick	1961	23	698	30.3	64	0
5.	Williams, Travis	1971	25	743	29.7	105t	1
	Horne, Tony	1999	30	892	29.7	101t	2

CAREER PUNT RETURN AVERAGE (Minimum 75)

GREEN PONT RETURN RIVER (minimum 75)							
		Years	No.	Yards	Avg.	Long	TD
1.	Hakim, Az-Zahir	1998-01	112	1,278	11.4	86t	2
2.	Ellard, Henry	1983-93	135	1,527	11.3	83t	4
3.	Smith, Verda (Vitamin T.)	1949-53	75	814	10.9	85t	1
4.	Kennison, Eddie	1996-98	103	1,085	10.5	78t	3
5.	Irvin, LeRoy	1980-89	146	1,451	9.9	84t	4

SEASON PUNT RETURN AVERAGE (Minimum One Per Punt)

<u>DRAGON FOOT RETURN AVERAGE</u> (minimum One Per Party)							
		Year	No.	Yards	Avg.	Long	TD
1.	Lewis, Woodley	1952	19	351	18.5	83t	2
2.	Smith, Verda (Vitamin.T).....	1949	27	427	15.8	85t	1
3.	Horvath, Les	1948	13	203	15.6	27	0
4.	Hakim, Az-Zahir	2000	32	489	15.3	86t	1
5.	Hall, Dante	2007	19	286	15.1	85t	1

CAREER ALL-PURPOSE YARDS

	Years	Touces	Yards	Rush	Yards	Rec.	Yards	PR	Yards	KR	Yards
1.	Bruce, Isaac	1994-2007	965	14,311	23	150	942	14,109	0	52	0
2.	Jackson, Steven	2004-12	2,806	13,538	2,395	10,135	407	3,324	0	0	79
2.	Holt, Torry	1999-2008	883	12,732	11	57	869	12,660	3	15	0
4.	Ellard, Henry	1983-93	765	11,707	18	55	593	9,761	135	1,527	19
5.	Faulk, Marshall	1999-2006	1,919	11,048	1,447	6,959	470	4,071	0	0	2
6.	Bass, Dick	1960-69	1,510	8,936	1,218	5,417	214	1,845	24	263	54
7.	Dickerson, Eric	1983-87	1,648	8,157	1,525	7,245	123	912	0	0	0
8.	Arnett, Jon	1957-63	1,042	8,036	688	2,852	175	1,911	75	683	104
9.	McCutcheon, L.	1972-79	1,620	7,875	1,435	6,186	184	1,683	0	0	1
10.	Bryant, Cullen ...	1973-81, 1987	1,080	6,735	802	3,119	142	1,149	71	707	65

CAREER SCORING

		Years	TD	PAT	FG	2-Pt.	Tot. Pts.
1.	Wilkins, Jeff.....	1997-2007	0	428	265	0	1,223
2.	Lansford, Mike	1982-90	0	315	158	0	789
3.	Waterfield, Bob	1945-52	13	315	60	0	573
4.	Gossett, Bruce	1964-69	0	211	120	0	571
5.	Faulk, Marshall.....	1999-2006	85	0	0	7	524

SEASON SCORING

		Year	TD	PAT	FG	2-Pt.	Tot. Pts.
1.	Wilkins, Jeff.....	2003	0	46	39	0	163
2.	Faulk, Marshall (RB)	2000	26	0	0	2	160
3.	Wilkins, Jeff.....	2006	0	35	32	0	131
4.	Ray, David	1973	0	40	30	0	130
5.	Faulk, Marshall (RB)	2001	21	0	0	1	128

CAREER INTERCEPTIONS

		Years	No.	Yards	Avg.	Long	TD
1.	Meador, Ed	1959-70	46	547	11.9	38t	5
2.	Cromwell, Nolan	1977-87	37	671	18.1	94	4
3.	Irvin, LeRoy	1980-89	34	654	19.2	81t	5
4.	Lyght, Todd	1991-00	31	359	11.6	57t	4
5.	Lyle, Keith	1994-00	28	336	12.0	68	0
	Perry, Rod	1975-82	28	386	13.8	83t	4
	Williams, Clarence	1965-72	28	428	15.3	65t	2
	Sherman, Will	1954-60	28	515	18.4	95t	3
9.	Elmendorf, Dave	1971-79	27	421	15.6	57t	2
10.	Thomas, Pat.....	1976-82	26	292	11.2	64	1

SEASON INTERCEPTIONS

		Year	No.	Yards	Avg.	Long	TD
1.	Lane, Dick (Night Train)	1952	*14	298	21.3	80t	2
2.	Lewis, Woodley	1950	12	275	22.9	36	0
3.	Sherman, Will	1955	11	101	9.2	36	0
4.	Jackson, Monte	1976	10	173	17.3	46t	3
5.	McNeil, Ryan.....	1997	9	127	14.1	75t	1
	Lyle, Keith	1996	9	152	16.9	68	0
	Burroughs, Don	1955	9	103	11.4	34	0
	Sims, George	1949	9	78	8.7	27	1

*NFL Record

MOST CAREER PUNTS

	Years	No.	Yards	Avg.	TB	In 20	Long	Blocked
1.	Jones, Donnie..... 2007-2011	449	20,924	46.6	39	133	80	1
2.	Hatcher, Dale..... 1985-89, 1991	432	17,302	40.1	28	121	67	2
3.	Landeta, Sean '93-96, 2003-04	380	16,747	44.2	42	90	70	0
4.	Van Brocklin, Norm..... 1951-1957	343	14,783	43.1	—	—	71	1
5.	Hekker, Johnny..... 2012-present	336	15,687	46.7	19	115	68	1
6.	Studstill, Pat..... 1968-1971	298	11,980	40.2	25	—	60	0
	Villanueva, Danny..... 1961-1964	296	13,099	44.3	13	—	68	1

SEASON PUNTING AVERAGE

	Year	No.	Yards	Avg.	TB	In 20	Long	Blocked
1.	Jones, Donnie..... 2008	82	4,100	50.0	7	20	68	0
2.	Hekker, Johnny..... 2015	96	4,601	47.9	6	41	68	0
3.	Jones, Donnie..... 2007	78	3,684	47.2	9	18	80	0
4.	Jones, Donnie..... 2009	90	4,212	46.8	10	34	63	0
5.	Hekker, Johnny..... 2014	80	3,721	46.5	5	33	61	1
6.	Hekker, Johnny..... 2013	78	3,609	46.3	4	19	64	0
7.	Hekker, Johnny..... 2012	82	3,756	45.8	4	22	68	0
8.	Villanueva, Danny..... 1962	87	3,960	45.5	7	—	65	1
	Jones, Donnie..... 2010	94	4,276	45.5	4	32	63	0
9.	Turk, Matt	69	3,132	45.4	7	26	74	1
	Villanueva, Danny..... 1963	81	3,678	45.4	0	—	68	0

RAMS YEAR-BY-YEAR LEADERS



PASSING

Year	Player	Att.	Cmp.	Yards	Pct.	TD	Int.	Long	Sk/Yds	Rating
1937	Snyder, Bob	66	25	378	37.9	1	14			23.0
1938	Snyder, Bob	87	36	631	41.4	0	9			27.2
1939	Hall, Parker	208	106	1,227	51.0	9	13			57.5
1940	Hall, Parker	183	77	1,108	42.1	1	16			27.8
1941	Hall, Parker	190	84	863	44.2	7	19	39		30.5
1942	Hall, Parker	140	62	815	44.3	7	19	59		40.3
1943	Suspended Play/W.W. II									
1944	Reisz, Albie	113	49	777	43.4	8	10	70		53.6
1945	Waterfield, Bob	171	88	1,609	51.4	14	16	84		72.5
1946	Waterfield, Bob	256	128	1,772	50.0	17	18	57		65.9
1947	Waterfield, Bob	221	96	1,210	43.4	8	18	45		39.2
1948	Hardy, Jim	211	112	1,390	50.7	14	7	69t		82.1
1949	Waterfield, Bob	296	154	2,168	52.0	17	24	71t		61.3
1950	Van Brocklin, Norm	233	127	2,061	54.5	18	14	58		85.1
1951	Waterfield, Bob	176	88	1,566	50.0	13	10	91t		81.8
1952	Van Brocklin, Norm	205	113	1,736	55.1	14	17	84t		71.5
1953	Van Brocklin, Norm	286	156	2,393	54.5	19	14	70t		84.1
1954	Van Brocklin, Norm	260	139	2,637	53.5	13	21	80t		71.9
1955	Van Brocklin, Norm	272	144	1,890	52.9	8	15	74t		62.0
1956	Wade, Bill	178	91	1,461	51.1	10	13	76t		67.2
1957	Van Brocklin, Norm	265	132	2,105	49.8	20	21	81t		68.8
1958	Wade, Bill	341	181	2,875	53.1	18	22	93t		72.2
1959	Wade, Bill	261	153	2,001	58.6	12	17	72t		71.1
1960	Wade, Bill	182	106	1,294	58.2	12	11	63		77.0
1961	Bratkowski, Zeke	230	124	1,547	53.9	8	13	84t		63.1
1962	Bratkowski, Zeke	219	110	1,541	50.2	9	16	80t		56.5
1963	Gabriel, Roman	281	130	1,947	46.3	8	11	77t	44/337	62.7
1964	Munson, Bill	223	108	1,533	48.4	9	15	95t	23/183	56.5
1965	Gabriel, Roman	173	83	1,321	48.0	11	5	60t	14/97	83.0
1966	Gabriel, Roman	397	217	2,540	54.7	10	16	84t	48/319	65.9
1967	Gabriel, Roman	371	196	2,779	52.8	25	13	80t	24/201	85.7
1968	Gabriel, Roman	366	184	2,364	50.3	19	16	60t	27/296	70.0
1969	Gabriel, Roman	399	217	2,549	54.4	24	7	93t	14/182	86.8
1970	Gabriel, Roman	407	211	2,552	52.0	16	12	71	20/134	72.2
1971	Gabriel, Roman	352	180	2,238	51.1	17	10	68	25/200	75.5
1972	Gabriel, Roman	323	165	2,027	51.1	12	15	57	12/102	63.8
1973	Hadl, John	258	135	2,008	52.3	22	11	69	17/126	88.8
1974	Harris, James	198	106	1,544	53.5	11	6	50	12/101	85.3
1975	Harris, James	285	157	2,148	55.1	14	15	54	21/180	73.8
1976	Harris, James	158	91	1,460	57.6	8	6	80	14/151	89.8
1977	Haden, Pat	216	122	1,551	56.5	11	6	58	17/151	84.4
1978	Haden, Pat	444	229	2,995	51.6	13	19	68t	32/216	65.0
1979	Haden, Pat	290	163	1,854	56.2	11	14	50	21/178	68.2
1980	Ferragamo, Vince	404	240	3,199	59.4	30	19	74t	23/191	89.7
1981	Haden, Pat	267	138	1,815	51.7	9	13	64	28/227	64.4
1982	Ferragamo, Vince	209	118	1,609	56.5	9	9	85t	7/65	77.7
1983	Ferragamo, Vince	464	274	3,276	59.1	22	23	61t	21/178	75.5
1984	Kemp, Jeff	284	143	2,021	50.4	13	7	63t	24/190	78.7
1985	Brock, Dieter	365	218	2,658	59.7	16	13	64t	51/351	81.8
1986	Everett, Jim	147	73	1,018	49.7	8	8	60t	8/50	67.8
1987	Everett, Jim	302	162	2,064	53.6	10	13	81t	17/139	68.4
1988	Everett, Jim	517	308	3,964	59.6	31	18	69t	28/197	89.2
1989	Everett, Jim	518	304	4,310	58.7	29	17	78t	29/214	90.6
1990	Everett, Jim	554	307	3,989	55.4	23	17	55t	30/198	79.3
1991	Everett, Jim	490	277	3,438	56.5	11	20	78	30/200	68.9
1992	Everett, Jim	475	281	3,323	59.2	22	18	67t	26/204	80.1
1993	Everett, Jim	274	135	1,652	49.3	8	12	60t	18/125	59.7
1994	Miller, Chris	317	173	2,104	54.6	16	14	54	28/193	73.6
1995	Miller, Chris	405	232	2,623	57.3	18	15	72	31/244	76.2
1996	Banks, Tony	368	192	2,544	52.2	15	15	77t	48/306	71.0
1997	Banks, Tony	487	252	3,254	51.7	14	13	76	43/317	71.5
1998	Banks, Tony	408	241	2,535	59.1	7	14	80t	41/237	68.6
1999	Warner, Kurt	499	325	4,353	65.1	41	13	75t	29/201	109.2
2000	Green, Trent	240	145	2,063	60.4	16	5	64	24/145	101.8
2001	Warner, Kurt	546	375	4,830	68.7	36	22	65t	38/233	101.4
2002	Bulger, Marc	214	138	1,826	64.5	14	6	58	12/102	101.5
2003	Bulger, Marc	532	336	3,845	63.2	22	22	48	37/288	81.4
2004	Bulger, Marc	485	321	3,964	66.2	21	14	56	41/302	93.7
2005	Bulger, Marc	287	192	2,297	66.9	14	9	57t	26/192	94.4
2006	Bulger, Marc	588	370	4,301	63.0	24	8	67t	49/366	92.9

Year	Player	Att.	Cmp.	Yards	Pct.	TD	Int.	Long	Sk/Yds	Rating
2007	Bulger, Marc.....	378	221	2,392	58.5	11	15	40	37/269	70.3
2008	Bulger, Marc.....	440	251	2,720	57.0	11	13	80t	38/263	71.4
2009	Bulger, Marc.....	247	140	1,469	56.7	5	6	50	14/85	70.7
2010	Bradford, Sam.....	590	354	3,512	60.0	18	15	49	34/244	76.5
2011	Bradford, Sam.....	357	191	2,614	53.5	6	6	68	36/248	70.5
2012	Bradford, Sam.....	328	551	3,702	59.5	21	13	80t	35/233	82.5
2013	Bradford, Sam.....	159	262	1,678	60.7	14	4	73	15/97	90.9
2014	Davis, Austin.....	180	284	2,001	63.4	12	9	59t	29/179	85.1
2015	Foles, Nick.....	190	337	2,052	56.4	7	10	68	14/98	69.0

RUSHING

Year	Player	Att.	Yards	Avg.	Long	TD
1937	Drake, Johnny (Zero)	98	333	3.4		3
1938	Davis, Corbett	71	202	2.8		3
1939	Hall, Parker	120	458	3.8		2
1940	Drake, Johnny (Zero).....	130	480	3.6		9
1941	Drake, Johnny (Zero).....	101	246	2.4	15	2
1942	Magnani, Dante	59	344	5.8	71	2
1943	Suspended Play/W.W. II					
1944	West, Pat	66	220	3.3	31	0
1945	Gehrke, Fred	74	467	6.3	72	7
1946	Gehrke, Fred	71	371	5.2	53	3
1947	Washington, Kenny	60	444	7.4	92t	5
1948	Hoerner, Dick	76	354	4.7	23	4
1949	Hoerner, Dick	155	582	3.7	37	6
1950	<i>Davis, Glenn</i>	88	416	4.7	55	3
1951	Towler, Dan	126	854	6.8	79t	6
1952	Towler, Dan.....	156	894	5.7	44t	10
1953	Towler, Dan.....	152	879	5.8	73t	7
1954	Younger, Paul (Tank)	91	610	6.7	75t	8
1955	<i>Waller, Ron</i>	151	716	4.7	55t	7
1956	Waller, Ron	83	543	6.5	46	1
1957	Wilson, Tom	127	616	4.9	46	3
1958	Arnett, Jon	133	683	5.1	57	6
1959	Matson, Ollie	161	863	5.4	50	6
1960	Arnett, Jon.....	104	436	4.2	31	2
1961	Arnett, Jon.....	158	609	3.9	26	4
1962	Bass, Dick	196	1,033	5.3	57	6
1963	Bass, Dick	143	577	3.6	51	5
1964	Wilson, Ben	159	553	3.5	27	5
1965	Bass, Dick	121	549	4.5	44t	2
1966	Bass, Dick.....	248	1,090	4.4	50	8
1967	Josephson, Les.....	178	800	4.5	27	4
1968	Ellison, Willie.....	151	616	4.1	52t	5
1969	Smith, Larry.....	166	599	3.6	46	1
1970	Josephson, Les.....	150	640	4.3	23	5
1971	Ellison, Willie.....	211	1,000	4.7	80t	4
1972	Ellison, Willie.....	170	764	4.5	37	5
1973	McCutcheon, Lawrence	210	1,097	5.2	37	2
1974	McCutcheon, Lawrence	236	1,109	4.7	23	3
1975	McCutcheon, Lawrence	213	911	4.3	43	2
1976	McCutcheon, Lawrence	291	1,168	4.0	40	9
1977	McCutcheon, Lawrence	294	1,238	4.2	48	7
1978	Bryant, Cullen	178	658	3.7	26	7
1979	Tyler, Wendell	218	1,109	5.1	63t	9
1980	Bryant, Cullen	183	807	4.4	20	3
1981	Tyler, Wendell	260	1,074	4.1	69t	12
1982	Tyler, Wendell	137	564	4.1	54	9
1983	<i>Dickerson, Eric</i>	390	1,808	4.6	85t	18
1984	Dickerson, Eric.....	379	2,105	5.6	66	14
1985	Dickerson, Eric.....	292	1,234	4.2	43	12
1986	Dickerson, Eric.....	404	1,821	4.5	42t	11
1987	White, Charles	324	1,374	4.2	58	11
1988	Bell, Greg	288	1,212	4.2	44	16
1989	Bell, Greg	272	1,137	4.2	47	15
1990	Gary, Cleveland	204	808	4.0	48	14
1991	Delpino, Robert	214	688	3.2	36	9
1992	Gary, Cleveland	279	1,125	4.0	63	7
1993	<i>Bettis, Jerome</i>	294	1,429	4.9	71t	7
1994	Bettis, Jerome	319	1,025	3.2	19	3
1995	Bettis, Jerome	183	637	3.5	41	3
1996	<i>Phillips, Lawrence</i>	193	632	3.3	38	4
1997	Phillips, Lawrence	183	633	3.5	28	8
1998	Henley, June	88	313	3.6	22	3
1999	Faulk, Marshall.....	253	1,381	5.5	58	7
2000	Faulk, Marshall.....	253	1,359	5.4	36	18
2001	Faulk, Marshall.....	260	1,382	5.3	71t	12

Year	Player	Att.	Yards	Avg.	Long	TD
2002	Faulk, Marshall.....	212	953	4.5	44	8
2003	Faulk, Marshall.....	209	818	3.9	52	10
2004	Faulk, Marshall.....	195	774	4.0	40	3
2005	Jackson, Steven.....	254	1,046	4.1	51	8
2006	Jackson, Steven.....	346	1,528	4.4	59t	13
2007	Jackson, Steven.....	237	1,002	4.2	54	5
2008	Jackson, Steven.....	253	1,042	4.1	56t	7
2009	Jackson, Steven.....	324	1,416	4.4	58	4
2010	Jackson, Steven.....	330	1,241	3.8	42t	6
2011	Jackson, Steven.....	260	1,145	4.4	47t	5
2012	Jackson, Steven.....	257	1,042	4.1	46	4
2013	Stacy, Zac.....	250	973	3.9	40t	7
2014	Mason, Tre.....	179	765	4.3	89t	4
2015	Gurley, Todd.....	229	1,106	4.8	71t	10

RECEIVING

Year	Player	No.	Yards	Avg.	Long	TD
1937	Busich, Sam	13	136	10.5		0
1938	Benton, Jim	21	418	19.9		5
1939	Spadacinni, Vic	32	292	9.1		1
1940	Benton, Jim	22	351	16.0		3
1941	Hickey, Howard (Red)	21	294	14.0	39	4
1942	Magnani, Dante.....	24	276	11.5	67	4
1943	Suspended Play/W.W. II					
1944	Benton, Jim	39	505	12.9	36	6
1945	Benton, Jim	45	1,067	23.7	84	8
1946	Benton, Jim	63	993	15.8	57	6
1947	Benton, Jim	35	511	14.6	43	6
1948	Fears, Tom	51	698	13.7	80	4
1949	Fears, Tom.....	77	1,013	13.2	51t	9
1950	Fears, Tom.....	84	1,116	13.3	53	7
1951	Hirsch, Elroy	66	1,495	22.7	91	17
1952	Fears, Tom.....	48	600	12.5	36	6
1953	Hirsch, Elroy	61	941	15.4	70	4
1954	Boyd, Bob	53	1,212	22.9	80	6
1955	Fears, Tom.....	44	569	12.9	31	2
1956	Clarke, Leon	36	650	18.1	60	4
1957	Hirsch, Elroy	32	477	14.9	45	6
1958	Shofner, Del	51	1,097	21.5	92	8
1959	Shofner, Del.....	47	936	19.9	72	7
1960	Phillips, Jim	52	883	17.0	61t	8
1961	Phillips, Jim	78	1,092	14.0	69t	5
1962	Phillips, Jim	60	875	14.6	65t	5
1963	Phillips, Jim	54	793	14.7	52	1
1964	McKeever, Marlin (TE)	41	582	14.2	46	1
1965	McDonald, Tom	67	1,036	15.5	51	9
1966	Moore, Tom (RB)	60	433	7.2	30t	3
1967	Casey, Bernie	53	871	16.4	57t	8
1968	Truax, Billy (TE)	35	417	11.9	22	3
1969	Snow, Jack	49	734	15.0	74t	6
1970	Snow, Jack.....	51	859	16.8	71	7
1971	Rentzel, Lance	38	534	14.1	41	5
1972	Snow, Jack.....	30	590	19.7	57	4
1973	Jackson, Harold	40	874	21.9	69	13
1974	McCutcheon, Lawrence (RB).....	39	408	10.5	50	2
1975	Jackson, Harold	43	786	18.3	54	7
1976	Jackson, Harold	39	751	19.3	65	5
1977	Jackson, Harold	48	666	13.9	58	6
1978	Miller, Willie	50	767	15.3	52	5
1979	Dennard, Preston	43	766	17.8	50	4
1980	Bryant, Cullen (RB).....	53	386	7.3	25	3
1981	Dennard, Preston	49	821	16.8	64	4
1982	Tyler, Wendell (RB).....	38	375	9.9	40	4
1983	Barber, Mike (TE).....	55	657	11.9	42t	3
1984	Ellard, Henry	34	622	18.3	63t	6
1985	Ellard, Henry	54	811	15.0	64t	5
1986	Ellard, Henry	34	447	13.1	34	4
1987	Ellard, Henry	51	799	15.7	81t	3
1988	Ellard, Henry	86	1,414	16.4	68	10
1989	Ellard, Henry	70	1,382	19.7	53	8
1990	Ellard, Henry	76	1,294	17.0	50t	4
1991	Ellard, Henry	64	1,052	16.4	38	3
1992	Gary, Cleveland (RB).....	52	293	5.6	22	3
1993	Ellard, Henry	61	945	15.5	54	2
1994	Bailey, Johnny (RB).....	58	516	8.9	28	7
1995	Bruce, Isaac.....	119	1,781	15.0	72	13
1996	Bruce, Isaac.....	84	1,338	15.9	70	7

Year	Player	No.	Yards	Avg.	Long	TD
1997	Lee, Amp (RB)	61	825	13.5	62	3
1998	Lee, Amp (RB)	64	667	10.4	44	2
1999	Faulk, Marshall (RB)	87	1,048	12.0	57t	5
2000	Bruce, Isaac	87	1,471	16.9	78t	9
2001	Faulk, Marshall (RB)	83	765	9.2	65t	9
2002	Holt, Torry	91	1,302	14.3	58	4
2003	Holt, Torry	117	1,696	14.5	48	12
2004	Holt, Torry	94	1,372	14.6	75t	10
2005	Holt, Torry	102	1,331	13.0	44	9
2006	Holt, Torry	93	1,188	12.8	67t	10
2007	Holt, Torry	93	1,189	12.8	40	7
2008	Holt, Torry	64	796	12.4	45t	3
2009	Avery, Donnie	47	589	12.5	50	5
2010	Amendola, Danny	85	689	8.1	36	3
2011	Lloyd, Brandon	51	683	13.4	37	5
2012	Givens, Chris	42	698	16.6	65	3
2013	Cook, Jared (TE)	51	671	13.2	47	5
2014	Cook, Jared (TE)	52	634	12.2	59t	3
2015	Austin, Tavon	52	473	9.1	66t	5

PUNTING

Year	Player	No.	Yards	Avg.	TB	In 20	Long	Blocks
1939	Hall, Parker	58		41.0			80	
1940	Hall, Parker	57		43.0			75	
1941	Hall, Parker	49		40.1			67	
1942	Jacobs, Jack	33		42.3			66	
1943	Suspended Play/W.W. II							
1944	Reisz, Albie	25		40.1			66	0
1945	Waterfield, Bob	39		40.7			68	0
1946	Waterfield, Bob	39	1,743	44.6			65	0
1947	Waterfield, Bob	59	2,500	42.4			86	1
1948	Waterfield, Bob	43	1,833	42.6			88	0
1949	Waterfield, Bob	49	2,177	44.4			61	1
1950	Waterfield, Bob	52	2,087	40.1			61	2
1951	Van Brocklin, Norm	48	1,992	41.5			62	1
1952	Van Brocklin, Norm	29	1,250	43.1			66	0
1953	Van Brocklin, Norm	60	2,529	42.2			57	0
1954	Van Brocklin, Norm	44	1,874	42.6			61	0
1955	Van Brocklin, Norm	60	2,676	44.6			61	0
1956	Van Brocklin, Norm	48	2,070	43.1			72	0
1957	Van Brocklin, Norm	54	2,392	44.3			71	0
1958	Shofner, Del	49	2,018	41.2			62	0
1959	Shofner, Del	48	2,004	41.8			66	1
1960	Shofner, Del	54	2,301	42.6			63	1
1961	Villanueva, Danny	46	1,845	40.1	1		53	0
1962	Villanueva, Danny	87	3,960	45.5	7		65	1
1963	Villanueva, Danny	81	3,678	45.4	0		68	0
1964	Villanueva, Danny	82	3,616	44.1	5		58	0
1965	Lothridge, Billy	42	1,619	38.5	3		55	1
1966	Kilgore, Jon	71	3,037	42.8	4		58	0
1967	Kilgore, Jon	68	2,872	42.2	6		68	2
1968	Studstill, Pat	81	3,207	39.6	4		58	0
1969	Studstill, Pat	80	3,259	40.7	9		60	0
1970	Studstill, Pat	67	2,618	39.1	6		53	0
1971	Studstill, Pat	70	2,896	41.4	6		60	0
1972	Chapple, Dave	53	2,344	44.2	3		70	0
1973	Chapple, Dave	51	2,079	40.8	6		65	1
1974	Burke, Mike	46	1,701	37.0	4		51	0
1975	Carrell, Duane	73	2,874	39.4	9		57	0
1976	Jackson, Rusty	77	3,006	39.0	6	16	61	0
1977	Walker, Glen	73	2,568	35.2	8	11	56	0
1978	Walker, Glen	83	3,069	37.0	5	26	61	2
1979	Clark, Ken	93	3,731	40.1	7	17	60	2
1980	Corral, Frank	76	3,004	39.5	5	15	65	1
1981	Corral, Frank	89	3,735	42.0	3	19	67	0
1982	Misko, John	45	1,961	43.6	2	10	59	1
1983	Misko, John	82	3,301	40.3	12	18	67	0
1984	Misko, John	74	2,866	38.7	9	21	58	0
1985	Hatcher, Dale	87	3,761	43.2	6	32	67	1
1986	Hatcher, Dale	97	3,740	38.6	5	26	57	0
1987	Hatcher, Dale	76	3,140	41.3	4	19	62	0
1988	Hatcher, Dale	36	1,424	39.6	1	13	54	0
1989	Hatcher, Dale	73	2,834	38.8	7	15	54	1
1990	English, Keith	68	2,663	39.2	2	8	58	1
1991	Hatcher, Dale	63	2,403	38.1	5	16	52	0

Year	Player	No.	Yards	Avg.	TB	In 20	Long	Blocks
1992	Bracken, Don	76	3,122	41.1	4	20	59	0
1993	Landeta, Sean	42	1,825	43.5	7	7	66	0
1994	Landeta, Sean	78	3,494	44.8	9	23	62	0
1995	Landeta, Sean	83	3,679	44.3	12	23	63	0
1996	Landeta, Sean	78	3,491	44.8	9	23	70	0
1997	Horan, Mike	53	2,272	42.9	4	10	60	0
1998	Tuten, Rick	95	4,202	44.2	10	16	64	0
1999	Tuten, Rick	32	1,359	42.5	7	9	70	0
2000	<i>Baker, John</i>	43	1,736	40.4	5	13	59	1
2001	Baker, John	43	1,809	42.1	7	9	58	0
2002	Berger, Mitch	72	3,020	41.9	10	26	64	0
2003	Landeta, Sean	59	2,525	42.8	5	14	57	0
2004	Landeta, Sean	40	1,733	43.3	3	9	63	0
2005	Barker, Bryan	50	2,137	42.7	4	13	63	0
2006	Turk, Matt	69	3,132	45.4	7	26	74	1
2007	Jones, Donnie	78	3,684	47.2	9	18	80	0
2008	Jones, Donnie	82	4,100	50.0	7	20	68	0
2009	Jones, Donnie	90	4,212	46.8	10	34	63	0
2010	Jones, Donnie	94	4,276	45.5	4	20	63	0
2011	Jones, Donnie	105	4,652	44.3	9	29	65	1
2012	Hekker, Johnny	82	3,756	45.8	4	22	68	0
2013	Hekker, Johnny	78	3,609	46.3	4	19	64	0
2014	Hekker, Johnny	80	3,721	46.5	5	33	61	1
2015	Hekker, Johnny	96	4,601	47.8	5	41	68	0

FIELD GOALS

Year	Player	Att.	Made	Pct.	Long
1937	Snyder, Bob	1	1	1.000	30
1938	Peterson, Nelson	2	2	1.000	18
1939	Davis, Corby	2	1	.500	27
1940	Adams, Chet	5	1	.200	29
1941	Adams, Chet	2	1	.500	40
1942	Adams, Chet	6	3	.500	46
1943	Suspended Play/W.W. II				
1944	Zontini, Louis	6	3	.500	39
1945	Waterfield, Bob	3	1	.333	28
1946	Waterfield, Bob	11	6	.545	37
1947	Waterfield, Bob	16	7	.437	45
1948	Waterfield, Bob	11	6	.545	47
1949	Waterfield, Bob	17	9	.529	42
1950	Waterfield, Bob	14	7	.500	46
1951	Waterfield, Bob	23	13	.565	47
1952	Waterfield, Bob	19	11	.579	45
1953	Agajanian, Ben	23	10	.434	47
1954	Agajanian, Ben	25	13	.520	41
1955	Richter, Les	15	10	.667	41
1956	Richter, Les	15	8	.533	32
1957	<i>Cothren, Paige</i>	19	11	.579	44
1958	Cothren, Paige	25	14	.560	43
1959	Michaels, Lou	17	8	.470	40
1960	<i>Villanueva, Danny</i>	19	12	.631	36
1961	Villanueva, Danny	27	13	.481	38
1962	Villanueva, Danny	20	10	.500	51
1963	Villanueva, Danny	17	9	.529	47
1964	<i>Gossett, Bruce</i>	24	18	.750	44
1965	Gossett, Bruce	26	15	.577	49
1966	Gossett, Bruce	49	28	.571	48
1967	Gossett, Bruce	43	20	.465	47
1968	Gossett, Bruce	31	17	.548	37
1969	Gossett, Bruce	34	22	.647	44
1970	Ray, David	29	45	.644	46
1971	Ray, David	29	18	.620	49
1972	Ray, David	41	24	.585	45
1973	Ray, David	47	30	.638	49
1974	Ray, David	31	25	.806	48
1975	Dempsey, Tom	26	21	.808	51
1976	Dempsey, Tom	26	17	.654	49
1977	<i>Septien, Rafael</i>	30	18	.600	45
1978	<i>Corral, Frank</i>	43	29	.674	48
1979	Corral, Frank	25	13	.520	49
1980	Corral, Frank	30	16	.533	47
1981	Corral, Frank	26	17	.654	44
1982	Lansford, Mike	15	9	.600	39
1983	<i>Nelson, Chuck</i>	11	5	.455	41
1984	Lansford, Mike	33	25	.758	50

Year	Player	Att.	Made	Pct.	Long
1985	Lansford, Mike	29	22	.759	52
1986	Lansford, Mike	24	17	.708	50
1987	Lansford, Mike	21	17	.810	48
1988	Lansford, Mike	32	24	.750	49
1989	Lansford, Mike	30	23	.767	48
1990	Lansford, Mike	24	15	.625	46
1991	Zendejas, Tony	17	17	1.000	50
1992	Zendejas, Tony	20	15	.750	49
1993	Zendejas, Tony	23	16	.696	54
1994	Zendejas, Tony	23	18	.783	47
1995	Biasucci, Dean	12	9	.750	51
1996	Lohmiller, Chip	25	21	.840	50
1997	Wilkins, Jeff	37	25	.675	52
1998	Wilkins, Jeff	26	20	.769	57
1999	Wilkins, Jeff	28	20	.714	51
2000	Wilkins, Jeff	17	17	1.000	51
2001	Wilkins, Jeff	29	23	.793	54
2002	Wilkins, Jeff	25	19	.760	47
2003	Wilkins, Jeff	42	39	.929	53
2004	Wilkins, Jeff	24	19	.792	53
2005	Wilkins, Jeff	31	27	.871	53
2006	Wilkins, Jeff	37	32	.864	53
2007	Wilkins, Jeff	32	24	.750	53
2008	Brown, Josh	36	31	.861	54
2009	Brown, Josh	24	19	.792	54
2010	Brown, Josh	39	33	.846	53
2011	Brown, Josh	28	21	.750	49
2012	Zuerlein, Greg.....	31	23	.741	60
2013	Zuerlein, Greg.....	28	26	.929	50
2014	Zuerlein, Greg.....	30	24	.800	56
2015	Zuerlein, Greg.....	30	20	.667	61

SCORING

Year	Player	TDR	TDP	TDRT	PAT	FG	TP
1937	Drake, Johnny (Zero)	3	2	0	0-0	0-0	30
1938	Benton, Jim	1	5	0	0-0	0-0	36
1939	Drake, Johnny (Zero)	9	0	0	0-0	0-0	54
1940	Drake, Johnny (Zero)	9	0	0	2-2	0-0	56
1941	Hickey, Howard (Red)	0	4	0	0-0	0-0	24
1942	Magnani, Dante.....	2	3	0	0-0	0-0	30
1943	Suspended Play/W.W. II						
1944	Zontini, Lou	3	1	0	14-16	3-6	47
1945	Waterfield, Bob	5	0	0	31-34	1-3	64
1946	Waterfield, Bob	1	0	0	37-37	6-11	61
1947	Waterfield, Bob	1	0	0	27-30	7-16	54
1948	Waterfield, Bob	0	0	0	38-44	6-11	56
1949	Waterfield, Bob	1	0	0	43-46	9-17	77
1950	Waterfield, Bob	1	0	0	54-58	7-14	91
1951	Hirsch, Elroy (WR-RB).....	0	17	0	0-0	0-0	102
1952	Waterfield, Bob	1	0	0	44-45	11-19	83
1953	Agajanian, Ben	0	0	0	36-37	10-23	66
1954	Towler, Dan (RB).....	11	0	0	0-0	0-0	66
1955	Richter, Les	0	0	0	30-31	13-22	69
1956	Richter, Les	0	0	0	36-38	8-15	60
1957	<i>Cothren, Paige</i>	<i>0</i>	<i>0</i>	<i>0</i>	<i>38-39</i>	<i>11-19</i>	<i>71</i>
1958	Cothren, Paige	0	0	0	42-43	14-25	84
1959	Shofner, Del (WR)	0	7	0	0-0	0-0	42
1960	Villanueva, Danny	0	0	0	28-28	12-19	64
1961	Villanueva, Danny	0	0	0	32-32	13-27	71
1962	Villanueva, Danny	0	0	0	26-27	10-20	56
1963	Villanueva, Danny	0	0	0	25-26	9-17	52
1964	<i>Gossett, Bruce</i>	<i>0</i>	<i>0</i>	<i>0</i>	<i>31-32</i>	<i>18-24</i>	<i>85</i>
1965	Gossett, Bruce	0	0	0	30-32	15-26	75
1966	Gossett, Bruce	0	0	0	29-29	28-49	113
1967	Gossett, Bruce	0	0	0	48-48	20-43	108
1968	Gossett, Bruce	0	0	0	37-37	17-31	88
1969	Gossett, Bruce	0	0	0	36-36	22-34	102
1970	Ray, David	0	0	0	34-34	29-45	121
1971	Ray, David	0	0	0	37-37	18-29	91
1972	Ray, David	0	0	0	31-31	24-41	103
1973	Ray, David	0	0	0	40-42	30-47	130
1974	Ray, David	0	0	0	25-31	9-16	52
1975	Dempsey, Tom	0	0	0	31-36	21-26	94
1976	Dempsey, Tom	0	0	0	36-44	17-26	87
1977	<i>Septien, Rafael</i>	<i>0</i>	<i>0</i>	<i>0</i>	<i>32-35</i>	<i>18-30</i>	<i>86</i>
1978	<i>Corral, Frank</i>	<i>0</i>	<i>0</i>	<i>0</i>	<i>31-33</i>	<i>29-43</i>	<i>118</i>

Year	Player	TDR	TDP	TDRT	PAT	FG	TP
1979	Corral, Frank	0	0	0	36-39	13-25	75
1980	Corral, Frank	0	0	0	51-52	16-30	99
1981	Tyler, Wendell (RB)	12	5	0	0-0	0-0	102
1982	Tyler, Wendell (RB)	9	4	0	0-0	0-0	78
1983	Dickerson, Eric (RB)	18	2	0	0-0	0-0	120
1984	Lansford, Mike	0	0	0	37-38	25-33	112
1985	Lansford, Mike	0	0	0	38-39	22-29	104
1986	Lansford, Mike	0	0	0	34-35	17-24	85
1987	Lansford, Mike	0	0	0	36-38	17-21	87
1988	Lansford, Mike	0	0	0	45-48	24-32	117
1989	Lansford, Mike	0	0	0	51-51	23-30	120
1990	Gary, Cleveland (RB)	14	1	0	0-0	0-0	90
1991	Zendejas, Tony	0	0	0	25-26	17-17	76
1992	Zendejas, Tony	0	0	0	38-38	15-20	83
1993	Zendejas, Tony	0	0	0	23-25	16-23	71
1994	Zendejas, Tony	0	0	0	28-28	18-23	82
1995	Bruce, Isaac (WR)	0	13	0	1*	0-0	80
1996	Lohmiller, Chip	0	0	0	28-29	21-25	91
1997	Wilkins, Jeff	0	0	0	32-32	25-37	107
1998	Wilkins, Jeff	0	0	0	25-26	20-26	85
1999	Wilkins, Jeff	0	0	0	64-64	20-28	124
2000	Faulk, Marshall (RB)	26	0	0	2*	0-0	160
2001	Faulk, Marshall (RB)	21	0	0	1*	0-0	128
2002	Wilkins, Jeff	0	0	0	37-37	19-25	94
2003	Wilkins, Jeff	0	0	0	46-46	39-42	163
2004	Wilkins, Jeff	0	0	0	32-32	19-24	89
2005	Wilkins, Jeff	0	0	0	36-36	27-31	117
2006	Wilkins, Jeff	0	0	0	36-36	32-37	131
2007	Wilkins, Jeff	0	0	0	25-25	24-32	97
2008	Brown, Josh	0	0	0	19-19	31-36	112
2009	Brown, Josh	0	0	0	16-16	19-24	73
2010	Brown, Josh	0	0	0	26-27	33-39	125
2011	Brown, Josh	0	0	0	18-18	21-28	81
2012	Zuerlein, Greg	0	0	0	26-26	23-31	95
2013	Zuerlein, Greg	0	0	0	34-34	26-28	112
2014	Zuerlein, Greg	0	0	0	34-35	24-30	106
2015	Zuerlein, Greg	0	0	0	26-28	20/30	86

*2-point Conversion

KICKOFF RETURNS

Year	Player	No.	Yards	Avg.	Long	TD
1942	Magnani, Dante	11	250	22.7	37	0
1943	Suspended Play/W.W. II					
1944	Reisz, Al	12	285	23.7	44	0
1945	Gehrke, Fred	9	173	19.2	30	0
1946	Gehrke, Fred	8	186	23.2	28	0
1947	Harmon, Tom	9	208	23.1	34	0
1948	Gehrke, Fred	17	464	27.3	92t	1
1949	Kalmanir, Tom	18	403	22.4	57	0
1950	Smith, Verda (Vitamin T.) ...	22	742	33.7	97t	3
1951	Davis, Glenn	9	179	19.9	33	0
1952	Quinlan, Skeet	17	440	25.9	56	0
1953	Lewis, Woodley	32	830	25.9	69	0
1954	Lewis, Woodley	34	836	24.6	88t	1
1955	Waller, Ron	17	461	27.1	39	0
1956	Wilson, Tom	15	477	31.8	103t	1
1957	Arnett, Jon	18	504	28.0	98t	1
1958	Arnett, Jon	16	331	20.7	32	0
1959	Matson, Ollie	16	367	22.9	48	0
1960	Arnett, Jon	17	416	24.5	43	0
1961	Bass, Dick	23	698	30.3	64	0
1962	Atkins, Pervis	28	676	24.1	41	0
1963	Shannon, Carver	28	823	29.4	99t	1
1964	Shannon, Carver	18	442	24.6	40	0
1965	Smith, Bob	17	451	26.9	56	0
1966	Williams, Clarence	15	420	28.0	81	0
1967	Ellison, Willie	13	340	26.2	58	0
1968	Smith, Ron	26	718	27.6	94t	1
1969	Smith, Ron	27	585	21.6	37	0
1970	Haymond, Alvin	35	1,022	29.2	98t	1
1971	Williams, Travis	25	743	29.7	105t	1
1972	Ellison, Willie	14	345	24.6	32	0
1973	Bryant, Cullen	13	369	28.4	93	1
1974	Bryant, Cullen	23	617	26.8	84	1

Year	Player	No.	Yards	Avg.	Long	TD
1975	McGee, Willie	17	404	23.8	46	0
1976	Bryant, Cullen	16	459	28.7	90	1
1977	<i>Tyler, Wendell</i>	<i>24</i>	<i>523</i>	<i>21.8</i>	<i>27</i>	<i>0</i>
1978	Latin, Jerry	22	467	21.2	41	0
1979	<i>Hill, Drew</i>	<i>40</i>	<i>803</i>	<i>20.1</i>	<i>39</i>	<i>0</i>
1980	Hill, Drew	43	880	20.5	98t	1
1981	Hill, Drew.....	60	1,170	19.5	50	0
1982	<i>Redden, Barry</i>	<i>22</i>	<i>502</i>	<i>22.8</i>	<i>85</i>	<i>0</i>
1983	Redden, Barry	18	358	18.8	43	0
1984	Redden, Barry	23	530	23.0	40	0
1985	Brown, Ron	28	918	32.8	98t	3
1986	Brown, Ron	36	794	22.1	55	0
1987	Brown, Ron	27	581	21.5	95t	1
1988	Brown, Ron	19	401	21.1	73	0
1989	Brown, Ron	47	968	20.6	74	0
1990	Green, Gaston	25	560	22.4	99t	1
1991	Turner, Vernon	24	457	19.0	36	0
1992	Turner, Vernon	29	569	19.6	35	0
1993	<i>Boykin, Deral</i>	<i>13</i>	<i>216</i>	<i>16.6</i>	<i>35</i>	<i>0</i>
1994	Lang, David	27	626	23.2	57	0
1995	Thomas, J.T.	32	752	23.5	46	0
1996	Thomas, J.T.	30	643	21.4	43	0
1997	<i>Thompson, David.....</i>	<i>49</i>	<i>1,110</i>	<i>22.7</i>	<i>56</i>	<i>0</i>
1998	Horne, Tony	56	1,306	23.3	102t	1
1999	Horne, Tony	30	892	29.7	101t	2
2000	Horne, Tony	57	1,379	24.2	103t	1
2001	Canidate, Trung	36	748	20.8	40	0
2002	Wilkins, Terrence	47	1,074	22.9	42	0
2003	<i>Harris, Arlen</i>	<i>51</i>	<i>1,175</i>	<i>23.0</i>	<i>42</i>	<i>0</i>
2004	Harris, Arlen	47	951	20.2	29	0
2005	Johnson, Chris	38	857	22.6	99t	1
2006	Ponder, Willie.....	26	605	23.3	40	0
2007	Hall, Dante	29	729	25.1	84	0
2008	Hall, Dante	37	763	20.6	41	0
2009	Amendola, Danny	66	1,618	24.5	58	0
2010	Amendola, Danny	50	1,142	22.8	84	0
2011	Porter, Quinn.....	25	554	22.2	32	0
2012	<i>Givens, Chris</i>	<i>23</i>	<i>539</i>	<i>23.4</i>	<i>48</i>	<i>0</i>
2013	<i>Austin, Tavon</i>	<i>18</i>	<i>398</i>	<i>22.1</i>	<i>32</i>	<i>0</i>
2014	Cunningham, Benny	35	963	27.5	75	0
2015	Cunningham, Benny	25	714	28.6	102	0

PUNT RETURNS

Year	Player	No.	FC	Yards	Avg.	Long	TD
1941	Hall, Parker	13		125	9.6	25	0
1942	Hall, Parker	12		148	12.3	32	0
1943	Suspended Play/W.W. II.....						
1944	Kabealo, Mike	7		64	9.1	16	0
1945	Gehrke, Fred	8		120	15.0	49	0
1946	Gehrke, Fred	8		59	7.3	20	0
1947	Harmon, Tom	27		392	14.5	88t	1
1948	Horvath, Les	13		203	15.6	27	0
1949	<i>Smith, Verda (Vitamin T.)</i>	<i>27</i>		<i>427</i>	<i>15.8</i>	<i>85t</i>	<i>1</i>
1950	Smith, Verda (Vitamin T.) ...	22		218	9.9	30	0
1951	Smith, Verda (Vitamin T.) ...	12		139	11.6	37	0
1952	Lewis, Woodley	19		351	18.5	83t	2
1953	Lewis, Woodley	35		267	7.6	78	1
1954	Lewis, Woodley	22		82	3.7	16	0
1955	<i>Waller, Ron</i>	<i>14</i>		<i>60</i>	<i>4.3</i>	<i>21</i>	<i>0</i>
1956	Sherman, Will	12		100	8.3	76	1
1957	<i>Arnett, Jon</i>	<i>14</i>		<i>85</i>	<i>6.1</i>	<i>22</i>	<i>0</i>
1958	Arnett, Jon.....	18		223	12.4	58	0
1959	Arnett, Jon.....	17		184	10.8	71t	1
1960	Bass, Dick	11		62	5.6	22	0
1961	Arnett, Jon.....	10		75	7.5	17	0
1962	Atkins, Pervis	11	5	94	8.5	45	0
1963	Shannon, Carver	15	11	132	8.8	29	0
1964	Shannon, Carver.....	15	6	81	5.4	22	0
1965	Stiger, Jim	13	2	106	8.2	22	0
1966	Stiger, Jim	33	7	259	7.8	49	0
1967	Cross, Irv	17	6	136	8.0	39	0
1968	Meador, Ed	17	15	136	8.0	40	0
1969	Haymond, Alvin	33	8	435	13.2	52	0

1970	Haymond, Alvin.....	53	15	376	7.1	30	0
1971	Haymond, Alvin.....	24	11	123	5.1	28	0
1972	Bertelsen, Jim	16	3	232	14.5	60	0
1973	Bertelsen, Jim	26	10	259	10.0	34	0
1974	Bertelsen, Jim	11	4	132	12.0	19	0
1975	Bertelsen, Jim	11	1	143	13.0	38	0
1976	Bryant, Cullen	29	2	321	11.1	25	0
1977	Bryant, Cullen	20	1	141	7.1	26	0
1978	Wallace, Jackie	52	5	618	11.9	58	0
1979	Brown, Eddie	56	19	332	5.9	30	0
1980	Irvin, LeRoy	42	7	296	7.0	26	0
1981	Irvin, LeRoy	46	6	615	13.4	84t	3
1982	Irvin, LeRoy	22	1	243	11.0	63t	1
1983	Ellard, Henry	16	4	217	13.6	72t	1
1984	Ellard, Henry	30	3	403	13.4	83t	2
1985	Ellard, Henry	37	9	501	13.5	80t	1
1986	Ellard, Henry	14	11	127	9.1	20	0
1987	Ellard, Henry	15	6	107	7.1	29	0
1988	Hicks, Clifford	25	0	144	5.8	13	0
1989	Henley, Darryl	29	19	273	9.4	25	0
1990	Henley, Darryl	19	4	195	10.3	26	0
1991	Turner, Vernon	23	4	201	8.7	29	0
1992	Turner, Vernon	28	6	207	7.4	23	0
1992	Turner, Vernon	28	6	207	7.4	23	0
1993	Buchanan, Richard	8	1	41	5.1	12	0
1994	Bailey, Johnny	19	4	153	8.1	24	0
1995	Kinchen, Todd	53	7	416	7.8	27	0
1996	Kennison, Eddie	29	16	643	14.6	78t	2
1997	Kennison, Eddie	34	20	247	7.3	43	0
1998	Kennison, Eddie	40	25	415	10.4	71t	1
1999	Hakim, Az-Zahir	44	22	461	10.5	84t	1
2000	Hakim, Az-Zahir	32	17	489	15.3	86t	1
2001	Hakim, Az-Zahir	36	12	330	9.2	32	0
2002	Wilkins, Terrence	25	13	242	9.7	55	0
2003	Groce, DeJuan	19	3	135	7.1	19	0
2004	McDonald, Shaun	30	18	143	4.8	39	0
2005	Looker, Dane	8	2	69	8.6	17	0
2006	McDonald, Shaun	23	14	172	7.5	33	0
2007	Hall, Dante	19	6	286	15.1	85t	1
2008	Stanley, Derek	11	4	101	9.2	33	0
2009	Amendola, Danny	31	11	360	11.6	56	0
2010	Amendola, Danny	40	18	452	11.3	42	0
2011	Pettis, Austin	15	10	139	9.3	39	0
2012	Amendola, Danny	17	10	122	7.2	22	0
2013	Austin, Tavon	33	11	280	8.5	98t	1
2014	Austin, Tavon	35	23	391	11.2	78t	1
2015	Austin, Tavon	34	15	268	7.9	75t	1

INTERCEPTIONS

Year	Player	No.	Yards	Avg.	Long	TD
1941	Drake, Johnny (Zero)	2	66	33.0	54	0
1942	Jacobs, Jack	4	22	5.5	22	0
1943	Suspended Play/W.W. II					
1944	Colella, Tom	4	53	13.3	19	0
1945	Waterfield, Bob	6	92	15.3	29	0
1946	Waterfield, Bob	5	72	14.4	28	0
1947	Harmon, Tom	8	136	17.0	36	1
1948	Naumetz, Fred	4	75	18.8	68	0
1949	Sims, George	9	78	8.7	27	1
1950	Lewis, Woodley	12	275	22.9	36	0
1951	Hecker, Norb	3	74	24.7	36	0
1952	Lane, Dick (Night Train)	14	298	21.3	80t	2
1953	Hecker, Norb	7	91	13.0	24	0
1954	Sherman, Will	6	70	11.7	28	0
1955	Sherman, Will	11	101	9.2	36	0
1956	Sherman, Will	4	122	30.5	95t	1
1957	Richter, Les	4	60	15.0	25	0
1958	Burroughs, Don	7	72	10.3	46	0
1959	Meador, Ed	3	3	1.0	3	0
1960	Britt, Charley	5	117	23.4	73t	1
1961	Crow, Lindon	6	117	19.5	31	0
1962	Crow, Lindon	5	100	20.0	65t	1
1963	Meador, Ed	6	38	6.3	20	0
1964	Richardson, Jerry	5	146	29.2	41	0
1965	Martin, Aaron	2	60	30.0	37t	1

Year	Player	No.	Yards	Avg.	Long	TD
1966	Williams, Clarence	8	97	12.1	32t	1
1967	Meador, Ed	8	103	12.9	30t	2
1968	Williams, Clarence	7	51	7.3	36	0
1969	Meador, Ed	5	97	19.4	38t	2
1970	Williams, Clarence	5	108	21.6	65t	1
1971	Howard, Gene	6	99	16.5	35	0
1972	Nettles, Jim	6	168	28.0	43	0
1973	Stukes, Charlie	5	104	20.8	42	0
1974	Elmendorf, Dave	7	186	26.6	57t	2
1975	Simpson, Bill	6	90	15.0	29	0
1976	Jackson, Monte	10	173	17.3	46	3
1977	Simpson, Bill	6	157	26.2	42	0
1978	Perry, Rod	8	117	14.6	44t	3
1979	Cromwell, Nolan	5	109	21.8	34	0
1980	Cromwell, Nolan	8	140	17.5	34	1
1981	Cromwell, Nolan	5	94	18.8	94t	1
1982	Perry, Rod	3	57	19.0	33	0
1983	Collins, Kirk	5	113	22.6	58	0
1984	Irvin, LeRoy	5	166	33.2	81t	2
1985	Green, Gary	6	84	14.0	41t	1
1986	Gray, Jerry	8	101	12.6	28	0
1987	Irvin, LeRoy	2	47	23.5	47t	1
1988	Johnson, Johnnie	4	18	4.5	11	0
1989	Gray, Jerry	6	48	8.0	27t	1
1990	Humphery, Bobby	4	52	13.0	44t	1
1991	Gray, Jerry	3	83	27.7	59t	1
1992	Henley, Darryl	4	41	10.3	25	0
1993	Bailey, Robert	2	41	20.5	41	0
1994	Pope, Marquez	3	66	22.0	51	0
1995	Wright, Toby	6	79	13.2	27	0
1996	Lyle, Keith	9	152	16.9	68	0
1997	McNeil, Ryan	9	127	14.1	75t	1
1998	Lyght, Todd	3	30	10.0	17	0
	Lyle, Keith	3	20	6.7	20	0
1999	Lyght, Todd	6	112	18.7	57t	1
2000	McCleon, Dexter	8	28	3.5	23	0
2001	Bly, Dre'	6	150	25.0	93t	2
2002	Herring, Kim	3	38	12.7	36	0
2003	Fisher, Travis	4	205	51.3	74t	2
	Williams, Aeneas	4	82	20.5	46t	1
	Butler, Jerametrious	4	72	18.0	45	0
	Polley, Tommy (LB)	4	32	8.0	22	0
2004	Butler, Jerametrious	5	15	3.0	10	0
2005	Furrey, Mike	4	143	35.8	67t	1
2006	Bartell, Ron	3	63	21.0	38t	1
	Hill, Tye	3	20	6.7	14	0
	Brown, Fakhir	3	17	5.7	20	0
	Atogwe, Oshiomogho	3	8	2.7	7	0
2007	Atogwe, Oshiomogho	8	125	15.6	52t	1
2008	Atogwe, Oshiomogho	5	91	18.2	43	0
2009	Butler, James	3	17	5.6	17	0
2010	Feltcher, Bradley	4	41	10.3	28	0
2011	Gordy, Josh	3	37	12.3	30	0
2012	Jenkins, Janoris	4	150	37.5	41t	3
2013	Johnson, Trumaine	3	36	12.0	29	0
2014	Johnson, Trumaine	3	69	23.0	43t	1
2015	Johnson, Trumaine	7	136	19.4	58t	1

TACKLES (Unofficial)

Year	Player	Solo	Assists	Total
1962	McKeever, Marlin (LB)	58	31	89
1963	Pardee, Jack (LB)	46	25	71
1964	Jones, David (DE)	75	22	97
1965	Jones, David (DE)	68	27	95
1966	Jones, David (DE)	98	14	112
1967	Jones, David (DE)	100	39	139
1968	Jones, David (DE)	87	23	110
1969	Jones, David (DE)	59	55	114
1970	Pottios, Myton (LB)	62	26	88
1971	McKeever, Marlin (LB)	76	32	108
1972	Robinson, Isiah (LB)	59	23	82
1973	Reynolds, Jack (LB)	58	28	86
1974	Reynolds, Jack (LB)	72	29	101
1975	Reynolds, Jack (LB)	74	38	112
1976	Reynolds, Jack (LB)	89	31	120
1977	Elmendorf, Dave (S)	59	35	94
1978	Youngblood, Jim (LB)	80	43	120

1979	Reynolds, Jack (LB).....	83	61	144
1980	Reynolds, Jack (LB).....	81	38	119
1981	Ekern, Carl (LB).....	85	46	131
1982	Andrews, George (LB).....	47	20	67
1983	Ekern, Carl (LB).....	94	36	130
1984	Collins, Jim (LB).....	142	43	185
1985	Collins, Jim (LB).....	103	37	140
1986	Newsome, Vince (S).....	91	22	113
1987	Collins, Jim (LB).....	78	12	90
1988	Ekern, Carl (LB).....	64	29	93
1989	Newsome, Vince (S).....	64	25	89
1990	Newsome, Vince (S).....	74	18	92
1991	Kelm, Larry (LB).....	88	17	105
1992	Greene, Kevin (LB).....	75	12	87
1993	Phifer, Roman (LB).....	96	21	117
1994	Conlan, Shane (LB).....	82	24	106
1995	Phifer, Roman (LB).....	106	43	149
1996	Phifer, Roman (LB).....	123	47	170
1997	Jones, Robert (LB).....	72	43	115
1998	Jenkins, Billy (S).....	90	31	121
1999	Fletcher, London (LB).....	80	58	138
2000	Fletcher, London (LB).....	117	76	193
2001	Fletcher, London (LB).....	113	76	189
2002	Archuleta, Adam (S).....	101	48	149
2003	Tinoisamoa, Pisa (LB).....	70	51	121
2004	Tinoisamoa, Pisa (LB).....	100	45	145
2005	Tinoisamoa, Pisa (LB).....	91	43	134
2006	Witherspoon, Will (LB).....	104	32	136
2007	Witherspoon, Will (LB).....	103	29	132
2008	Tinoisamoa, Pisa (LB).....	88	47	135
2009	Laurinaitis, James (LB).....	98	48	146
2010	Laurinaitis, James (LB).....	98	16	114
2011	Laurinaitis, James (LB).....	101	41	142
2012	Laurinaitis, James (LB).....	132	42	174
2013	Ogletree, Alec (LB).....	124	31	155
2014	Ogletree, Alec (LB).....	110	59	169
2015	Barron, Mark (LB/S).....	135	28	107

SACKS (Not an official sack until 1982)

Year	Player	No.	Year	Player	No.
1950	Jack Zilly (DE).....	7.0	1983	Jack Youngblood (DE).....	10.5
1951	Larry Brink (DE).....	3.0	1984	Jack Youngblood (DE).....	9.5
1952	Andy Robustelli (DE).....	7.5	1985	Mike Wilcher (LB).....	12.5
1953	Andy Robustelli (DE).....	8.0	1986	Gary Jeter (DE).....	8.0
1954	Andy Robustelli (DE).....	4.0	1987	Gary Jeter (DE).....	7.0
1955	Andy Robustelli (DE).....	6.0	1988	Kevin Greene (LB).....	16.5
1956	Paul Miller (DE).....	6.0	1989	Kevin Greene (LB).....	16.5
1957	Dick Daugherty (LB).....	8.0	1990	Kevin Greene (LB).....	13.0
1958	Lou Michaels (DE).....	6.0	1991	Kevin Greene (LB).....	3.0
1959	George Struger (DT).....	5.0		Gerald Robinson (DE).....	3.0
1960	Gene Brito (DE).....	7.0	1992	Kevin Greene (LB).....	10.0
1961	Lamar Lundy (DE).....	11.0	1993	Sean Gilbert (DT).....	10.5
1962	Deacon Jones (DE).....	12.0	1994	Robert Young (DE).....	6.5
1963	Lamar Lundy (DE).....	9.0	1995	D'Marco Farr (DT).....	11.0
1964	Deacon Jones (DE).....	22.0	1996	Kevin Carter (DE).....	9.5
1965	Deacon Jones (DE).....	19.0	1997	Leslie O'Neal (DE).....	10.0
1966	Deacon Jones (DE).....	18.0	1998	Kevin Carter (DE).....	12.0
1967	Deacon Jones (DE).....	21.0	1999	Kevin Carter (DE).....	17.0
1968	Deacon Jones (DE).....	22.0	2000	Grant Wistrom (DE).....	11.0
1969	Deacon Jones (DE).....	15.0	2001	Leonard Little (DE).....	14.5
1970	Deacon Jones (DE).....	12.0	2002	Leonard Little (DE).....	12.0
1971	Coy Bacon (DE).....	11.0	2003	Leonard Little (DE).....	12.5
1972	Coy Bacon (DE).....	11.5	2004	Bryce Fisher (DE).....	8.5
1973	Jack Youngblood (DE).....	16.5	2005	Leonard Little (DE).....	9.5
1974	Jack Youngblood (DE).....	15.0	2006	Leonard Little (DE).....	13.0
1975	Jack Youngblood (DE).....	15.0	2007	Will Witherspoon (LB).....	7.0
1976	Jack Youngblood (DE).....	14.5	2008	James Hall (DE).....	6.5
	Larry Brooks (DT).....	14.5	2009	Leonard Little (DE).....	6.5
1977	Jack Youngblood (DE).....	8.5	2010	James Hall (DE).....	10.5
1978	Larry Brooks (DE).....	8.0	2011	Chris Long (DE).....	13.0
1979	Jack Youngblood (DE).....	18.0	2012	Chris Long (DE).....	11.5
1980	Jack Youngblood (DE).....	11.5	2013	Robert Quinn (DE).....	19.0
1981	Jack Youngblood (DE).....	12.5	2013	Robert Quinn (DE).....	10.5
1982	Mike Fanning (DT).....	5.0	2015	Aaron Donald (DT).....	11.0

INDIVIDUAL RECORDS

SERVICE

Most Seasons

20	Jackie Slater, 1976-95
15	Charlie Cowan, 1961-75 Joe Scibelli, 1961-75 Merlin Olsen, 1962-76
14	Jack Youngblood, 1971-84 Doug Smith, 1978-91 Isaac Bruce, 1994-2007

Most Games Played

259	Jackie Slater, 1976-95
208	Merlin Olsen, 1962-76
206	Charlie Cowan, 1961-75

Most Consecutive Games Played

201	Jack Youngblood, 1971-84
198	Merlin Olsen, 1962-76
184	Tom Mack, 1966-1978

SCORING

Most Seasons Leading Team

9	Jeff Wilkins, 1997-99, 2002-07
7	Bob Waterfield, 1946-52
6	Bruce Gossett, 1964-69 Mike Lansford, 1982-90

Most Consecutive Seasons Leading Team

6	Bruce Gossett, 1964-69 Mike Lansford, 1984-89 Bob Waterfield, 1945-50 Jeff Wilkins, 2002-07
5	David Ray, 1970-74
4	Danny Villaneuva, 1960-63 Tony Zendejas, 1991-94 Greg Zuerlein, 2012-15

POINTS

Career

1,223	Jeff Wilkins, 1997-2007 (428 pat, 265 fg)
789	Mike Lansford, 1982-90 (315 pat, 158 fg)
573	Bob Waterfield, 1945-52 (13 td, 315 pat, 60 fg)

Season

163	Jeff Wilkins, 2003 (39 fg, 46 pat)
160	Marshall Faulk, 2000 (26 td, 2 two-point conv.)
131	Jeff Wilkins, 2006 (32 fg, 35 pat)

Season, Rookie

120	Eric Dickerson, 1983 (20 td)
118	Frank Corral, 1978 (31 pat, 29 fg)
95	Greg Zuerlein, 2012 (26 pat, 23 fg)

Game

24	Bob Shaw, vs. Washington, 12/11/49 (4 td) Elroy Hirsch, vs. New York Yanks, 9/28/51 (4 td) Harold Jackson, vs. Dallas, 10/14/73 (4 td) Az-Zahir Hakim, @ Cincinnati, 10/3/99 (4 td) Isaac Bruce, vs. San Francisco, 10/10/99 (4 td) Marshall Faulk, @ San Francisco, 10/29/00 (4 td) Marshall Faulk, vs. Minnesota, 12/10/00 (4 td) Marshall Faulk, @ Tampa Bay, 12/18/00 (4 td) Marshall Faulk, vs. Indianapolis, 12/30/01 (4 td) Marshall Faulk, vs. Seattle, 10/20/02 (4 td) Steven Jackson, @ Minnesota, 12/31/06 (4 td)
21	Jeff Wilkins, vs. San Diego, 10/1/00 (5 fg, 6 pat)
18	Many times, last by Tavon Austin, at Indianapolis 11/10/13 (3 td)

Game, Opponent

26	Gordy Soltau, @ San Francisco, 10/28/51 (3 td, 1 fg, 5 pat)
24	Many times, last by Ron Moore, @ Phoenix, 12/4/93 (4 td)
21	Two times, last by Rich Karlis, @ Minnesota, 11/15/89 (7 fg)

TOUCHDOWNS

Career

85	Marshall Faulk, 1999-2006 (58 r, 27 p)
84	Isaac Bruce, 1994-2007 (84 p)
74	Torry Holt, 1999-2008 (74 p)

Season

26	Marshall Faulk, 2000 (18 r, 8 p)
21	Marshall Faulk, 2001 (12 r, 9 p)
20	Eric Dickerson, 1983 (18 r, 2 p)

Game

4	Bob Shaw, vs. Washington, 12/11/49 (4 p) Elroy Hirsch, vs. New York Yanks, 9/28/51 (4 p) Harold Jackson, vs. Dallas, 10/14/73 (4 p) Az-Zahir Hakim, @ Cincinnati, 10/3/99 (3p, 1 pr) Isaac Bruce, vs. San Francisco, 10/10/99 (4 p) Marshall Faulk, @ San Francisco, 10/29/00 (2 r, 2 p) Marshall Faulk, vs. Minnesota, 12/10/00 (4 r) Marshall Faulk, @ Tampa Bay, 12/18/00 (3 r, 1 p) Marshall Faulk, vs. Indianapolis, 12/30/01 (3 r, 1 p) Marshall Faulk, vs. Seattle, 10/20/02 (3 r, 1 p) Steven Jackson, @ Minnesota, 12/31/06 (3 r, 1 p)
3	Many times, last by Tre Mason, vs. Oak., 11/30/14 (2 run, 1 rec.)
2	Many times, last by Tavon Austin, vs. TB., 12/17/15 (1 run, 1 rec.)

Game, Opponent

4	Lenny Moore, @ Baltimore, 10/16/60 (4 r) Ron Moore, @ Phoenix, 12/4/93 (4 r)
3	Many times, last by Torrey Smith, Baltimore, 9/25/11
2	Many times, last by Z. Miller (2 rec.) & J. Langford (1 run, 1 rec.) vs. Chicago 11/15/15

Most Consecutive Games Scoring Touchdown

11	Elroy Hirsch, 1950-51
10	Eric Dickerson, 1983 Greg Bell, 1988-89
9	Marshall Faulk, 2001-02

POINTS AFTER TOUCHDOWN

Most Attempted, Career

429	Jeff Wilkins, 1997-2007
336	Bob Waterfield, 1945-52
325	Mike Lansford, 1982-90

Most Attempted, Season

64	Jeff Wilkins, 1999
58	Bob Waterfield, 1950
52	Frank Corral, 1980

Most Attempted, Game

9	Bob Waterfield vs. Baltimore, 10/22/50
8	Paige Cothren, vs. San Francisco, 11/9/58 Tom Dempsey, vs. Atlanta, 12/4/76 Chip Lohmiller, vs. Atlanta, 11/10/96
7	Many times, last by Greg Zuerlein, vs. Oak., 11/30/14

*NFL Record

† Ties NFL Record

Most Made, Career

428	Jeff Wilkins, 1997-2007
315	Bob Waterfield, 1945-52
	Mike Lansford, 1982-90
211	Bruce Gossett, 1964-69

Most Made, Season

64	Jeff Wilkins, 1999
58	Jeff Wilkins, 2001
54	Bob Waterfield, 1950

Most Made, Game

†9	Bob Waterfield, vs. Baltimore, 10/22/50
8	Paige Cothren, vs. San Francisco, 11/9/58
7	Bob Waterfield, @ New York Giants, 11/14/48
	Bruce Gossett, vs. New York Giants, 11/13/66
	Jeff Wilkins, vs. Carolina 11/11/01
	Greg Zuerlein, vs. Oakland, 11/30/14

Most Made, Game, Opponent

8	Tom Feamster, @ Baltimore, 11/25/56
	Cliff Patton, @ Philadelphia, 10/7/50
7	Bob Jencks, vs. Chicago, 10/13/63
6	Many times, last by S. Gostkowski, vs. NE, 10/28/12

Most Consecutive Made

371	Jeff Wilkins, 1999-2007
165	Bruce Gossett, 1965-69
102	David Ray, 1970-72

Highest Percentage Made, Career (83 attempts)

99.8	Jeff Wilkins, 1997-2007 (403-404)
98.7	Josh Brown, 2008-11 (79-80)
98.2	Danny Villanueva, 1960-63 (111-113)
97.6	Greg Zuerlein, 2012-present (120-123)

Most Made, No Misses, Season

64	Jeff Wilkins, 1999
58	Jeff Wilkins, 2001
51	Mike Lansford, 1989

TWO-POINT CONVERSIONS**Most Two Point Conversions, Career**

7	Marshall Faulk, 1999-2006
3	Isaac Bruce, 1994-2007
2	Jerome Bettis, 1993-95
	Tony Banks, 1996-98
	Ricky Proehl, 1998-2002

Most Two Point Conversions, Season

2	Jerome Bettis, 1994
	Marshall Faulk, 2000
	Marshall Faulk, 2004
1	Many times, last by Sam Bradford, Benny Cunningham & Isaiah Pead, 2013

Most Two Point Conversions, Game

2	Marshall Faulk, vs. Atlanta, 10/15/00 (2 runs)
1	Many times, last by Jared Cook, vs. San Francisco,

11/01/15

Most Two Point Conversions, Opponent, Season

2	Terance Mathis, Atlanta, 1994
2	Reggie Bush, New Orleans, 2007

Most Two Point Conversions, Opponent, Game

2	Reggie Bush, @ New Orleans, 11/11/07 (2 runs)
1	Many times, last by Marshawn Lynch, vs. Sea., 9/13/15 (rush)

FIELD GOALS**Most Attempted, Career**

328	Jeff Wilkins, 1997-2007
217	Mike Lansford, 1982-90
207	Bruce Gossett, 1964-69

Most Attempted, Season

49	Bruce Gossett, 1966
47	David Ray, 1973
45	David Ray, 1970

Most Attempted, Game

7	Bob Waterfield, vs. Detroit, 12/9/51
	Jeff Wilkins, vs. Denver, 9/10/06
6	Five times, last by David Ray, @ New Orleans, 11/26/72
5	Many times, Last by Greg Zuerlein, vs. Denver, 11/17/14

Most Attempted, Opponent, Game

7	Rich Karlis, @ Minnesota, 11/5/89
6	Five times, last by John Carney, vs. New Orleans, 9/26/04
5	Many times, last by Blair Walsh, vs MIN, 12/16/12

Most Made, Career

265	Jeff Wilkins, 1997-2007
158	Mike Lansford, 1982-90
120	Bruce Gossett, 1964-69

Most Made, Season

39	Jeff Wilkins, 2003
33	Josh Brown, 2010
32	Jeff Wilkins, 2006

Most Made, Season, Rookie

29	Frank Corral, 1978
23	Greg Zuerlein, 2012
18	Bruce Gossett, 1964
	Rafael Septien, 1977

Most Made, Game

6	Jeff Wilkins, vs. Denver, 9/10/06
5	Four times, last by Greg Zuerlein, vs. Denver, 11/16/14
4	Many times, last by Greg Zuerlein, at Minnesota, 11/8/15

Most Made, Opponent, Game

7	Rich Karlis, @ Minnesota 11/5/89
5	Many times, last by C. Catanzaro, @ ARI, 10/4/15
4	Many times, last by Phil Dawson, @ SF, 1/3/16

Most Consecutive Field Goals Made

30	Jeff Wilkins, 1999-2001
19	Jeff Wilkins, 2003
17	Tony Zendejas, 1991

Most Consecutive Games, Made Field Goal

27	Jeff Wilkins, 2002-04
20	David Ray, 1970-71
19	Bruce Gossett, 1967-68

Longest Field Goal

61	Greg Zuerlein, at Minnesota 11/8/15
60	Greg Zuerlein, vs. Seattle, 9/30/12
58	Greg Zuerlein, vs. Seattle, 9/30/12
57	Jeff Wilkins, vs. Arizona, 9/27/98
56	Twice, Greg Zuerlein, at Chicago, 9/23/12
	vs. Minnesota, 9/7/14

Longest Field Goal, Opponent

56	Joe Nedney, vs. San Francisco, 12/24/05
55	Adam Vinatieri, vs. New England, 12/13/98
	Jay Feely, @ New York Jets, 11/9/08
54	Four times, last by Robbie Gould, at Chicago, 9/24/12

Most Made, 50 or More Yards, Career

26	Jeff Wilkins, 1997-2007
16	Greg Zuerlein, 2012-
15	Josh Brown, 2008-2011
8	Tony Zendejas, 1991-94

Most Made, 50 or More Yards, Season

7	Greg Zuerlein, 2012
6	Tony Zendejas, 1993
	Josh Brown, 2008
	Josh Brown, 2009

- 4 Jeff Wilkins, 2003, 2004, 2005
Greg Zuerlein, 2014

Most Made, 50 or More Yards, Game

- 2 Seven times, last by Greg Zuerlein, @ MIN, 11/8/15
1 Many times, last by Greg Zuerlein, @ Wash., 9/20/15

Most Made, 50 or More Yards, Game, Opponent

- 3 Blair Walsh, vs. Minnesota, 12/16/12
2 Tom Dempsey, vs. New Orleans, 12/6/70
Mick Luckhurst, vs. Atlanta, 10/7/84
John Carney, vs. New Orleans, 9/26/04
Nick Folk, vs. New York Jets, 11/19/12

Highest Field Goal Percentage, Career (50 attempts)

- 81.88 Josh Brown, 2008-11 (104-127)
80.79 Jeff Wilkins, 1997-2007 (265-328)
79.52 Tony Zendejas, 1991-94 (66-83)
78.15 Greg Zuerlein, 2012- (93-119)

Highest Field Goal Percentage, Season

- 100.0 Tony Zendejas, 1991 (17-17)
Jeff Wilkins, 2000 (17-17)
92.86 Jeff Wilkins, 2003 (39-42)
92.59 Greg Zuerlein, 2013 (25-27)

SAFETIES

Most, Career

- 3 Kevin Greene, 1985-92
2 Fred Dryer, 1972-81
Jack Youngblood, 1971-84
Kevin Carter, 1995-2000

Most, Season

- †2 Fred Dryer, 1973

Most, Game

- *2 Fred Dryer, vs. Green Bay, 10/21/73
1 Many players, last by Eugene Sims,
at CAR 10/21/13

Most, Game, Opponent

- 1 Many times, last by John Abraham, at Arizona,
12/8/13

RUSHING

Most Seasons Leading Team

- 8 Steven Jackson, 2005-12
6 Marshall Faulk, 1999-2006
5 Lawrence McCutcheon, 1973-77
4 Dick Bass, 1962-66
Eric Dickerson, 1983-86

Most Consecutive Seasons Leading Team

- 8 Steven Jackson, 2005-12
6 Marshall Faulk, 1999-2006
5 Lawrence McCutcheon, 1973-77
4 Eric Dickerson, 1983-86

ATTEMPTS

Career

- 2,395 Steven Jackson, 2004-12
1,525 Eric Dickerson, 1983-87
1,447 Marshall Faulk, 1999-2006

Season

- 404 Eric Dickerson, 1986
390 Eric Dickerson, 1983
379 Eric Dickerson, 1984

Season, Rookie

- †390 Eric Dickerson, 1983
294 Jerome Bettis, 1993
250 Zac Stacy, 2013

Game

- 39 Jerome Bettis, vs. Chicago, 1/2/94
38 Eric Dickerson, @ St. Louis, 9/7/86
36 Charles White, @ Philadelphia, 9/15/85

Game, Opponent

- 41 Rodney Hampton, @ New York Giants, 9/19/93
Gerald Riggs, @ Atlanta, 11/17/85
35 Lynn Cain, Atlanta, 10/7/84
Gerald Riggs, Atlanta, 10/12/86
33 Shaun Alexander, @ Seattle, 11/13/05
Maurice Jones-Drew, @ Jacksonville, 10/18/09

YARDS GAINED

Career

- 10,135 Steven Jackson, 2004-12
7,245 Eric Dickerson, 1983-87
6,959 Marshall Faulk, 1999-2006

Season

- *2,105 Eric Dickerson, 1984
1,821 Eric Dickerson, 1986
1,808 Eric Dickerson, 1983

Season, Rookie

- 1,808 Eric Dickerson, 1983
1,429 Jerome Bettis, 1993
1,106 Todd Gurley, 2015
973 Zac Stacy, 2013

Game

- 247 Willie Ellison, vs. New Orleans, 12/5/71
223 Tom Wilson, vs. Green Bay, 12/16/56
221 Greg Bell, vs. Green Bay, 9/24/89

Game, Rookie

- 223 Tom Wilson, vs. Green Bay, 12/16/56
212 Jerome Bettis, @ New Orleans, 12/12/93
199 Eric Dickerson, vs. Detroit, 10/2/83
159 Todd Gurley, @ Green Bay, 10/11/15
140 Todd Gurley, vs. Detroit, 12/13/15
146 Todd Gurley, @ Arizona, 10/4/15
133 Todd Gurley, vs. San Francisco, 11/01/15
128 Todd Gurley, vs. Cleveland, 10/25/15

Game, Opponent

- 253 DeMarco Murray, @ Dallas, 10/23/11
237 Jim Brown, @ Cleveland, 11/24/57
228 Beanie Wells, vs. Arizona, 11/27/11
212 Adrian Peterson, vs. Minnesota, 12/16/12

Longest Run

- 92t Kenny Washington, @ Chicago Cardinals, 11/2/47
89t Tre Mason, vs. Oakland, 11/20/14
85t Eric Dickerson, @ New York Jets, 9/25/83
84t Tom Harmon, @ Chicago Bears, 10/13/46

Longest Run, Opponents

- 91t DeMarco Murray, @ Dallas, 10/23/11
82t Adrian Peterson, vs. Minnesota, 12/16/12
80 Jamaal Charles, vs. Kansas City, 12/19/10
76t Najeh Davenport, vs. Green Bay, 10/19/03

Most Seasons, 1,000 or More Yards

- 8 Steven Jackson, 2005-12
4 Lawrence McCutcheon, 1973-74, 1976-77
Eric Dickerson, 1983-86
3 Marshall Faulk, 1999-01
2 Dick Bass, 1962, 1966
Wendell Tyler, 1979, 1981
Greg Bell, 1988-89
Jerome Bettis, 1993-94

Most Consecutive Seasons, 1,000 or More Yards

- 8 Steven Jackson, 2005-12
4 Eric Dickerson, 1983-86
3 Marshall Faulk, 1999-01

Most Games, 100 or More Yards, Career

- 38 Eric Dickerson, 1983-87
33 Steven Jackson, 2004-12
27 Marshall Faulk, 1999-2006

Most Games, 100 or More Yards, Season

11	Eric Dickerson, 1984
9	Eric Dickerson, 1983
7	Jerome Bettis, 1993
	Marshall Faulk, 1999
	Steven Jackson, 2009

Most Consecutive Games, 100 or More Yards

6	Eric Dickerson, 1984
5	Eric Dickerson, 1986
4	Eric Dickerson, 1983, 1984
	Jerome Bettis, 1994
	Marshall Faulk, 1999
	Marshall Faulk, 2003
	Steven Jackson, 2009

AVERAGE GAIN

Career (500 att.)

5.182	Dan Towler, 1950-55 (674-3,493)
4.833	Paul (Tank) Younger, 1949-57 (682-3,296)
4.809	Marshall Faulk, 1999-2006 (1,447-6,959)

Season (Qualifiers)

7.40	Kenny Washington, 1947 (60-444)
7.26	Skeet Quinlan, 1953 (97-705)
6.77	Dan Towler, 1951 (126-854)

Game (10 att.)

14.6	Dan Towler, @ Baltimore, 11/22/53 (14-205)
13.2	Kenny Washington, @ Chicago Cardinals, 11/2/47 (11-145)
13.1	Dan Towler, @ Green Bay, 10/21/51 (11-144)

Game (10 att.), Opponent

13.8	George Taliaferro, vs. New York Yanks, 11/18/51 (12-166)
13.3	Frank Reagan, vs. New York Giants, 12/1/46 (10-133)
12.6	Delvin Williams, vs. Miami, 11/9/80 (12-151)

RUSHING TOUCHDOWNS

Career

58	Marshall Faulk, 1999-2006
56	Eric Dickerson, 1983-87
56	Steven Jackson, 2004-12

Season

18	Eric Dickerson, 1983
	Marshall Faulk, 2000
16	Greg Bell, 1988
15	Greg Bell, 1989

Season, Rookie

†18	Eric Dickerson, 1983
10	Todd Gurley, 2015
7	Jerome Bettis, 1993
7	Zac Stacy, 2013
6	Dan Towler, 1952

Game

4	Marshall Faulk, vs. Minnesota, 12/10/00
3	Many times, last by Steven Jackson, vs. Dallas, 11/19/08

Game, Opponent

4	Jim Brown, @ Cleveland, 11/24/57
	Ron Moore, @ Phoenix, 12/4/93
3	Many times, last by Maurice Jones-Drew, @ Jacksonville, 10/18/09
2	Many times, last by Beanie Wells, @ARI, 11/25/12

PASSING

Most Seasons Leading Team

9	Roman Gabriel, 1963-72
8	Jim Everett, 1986-92
	Marc Bulger, 2002-09
6	Norm Van Brocklin, 1950, 1952-1955, 1957

Most Consecutive Seasons Leading Team

9	Roman Gabriel, 1963-72
8	Jim Everett, 1986-92
	Marc Bulger, 2002-09
4	Norm Van Brocklin, 1952-1955

RATING

Highest, Career (1,500 att.)

97.2	Kurt Warner, 1998-2003
84.4	Marc Bulger, 2001-09
79.3	Sam Bradford, 2010-

Highest, Season (Qualifiers)

109.2	Kurt Warner, 1999
101.8	Trent Green, 2000
101.4	Kurt Warner, 2001

Season, Rookie (Qualifiers)

81.8	Dieter Brock, 1985
76.5	Sam Bradford, 2010
72.4	Bob Waterfield, 1945

ATTEMPTS

Career

3,313	Roman Gabriel, 1962-72
3,277	Jim Everett, 1986-93
3,171	Marc Bulger, 2001-09

Season

590	Sam Bradford, 2010
588	Marc Bulger, 2006
554	Jim Everett, 1990

Season, Rookie

590	Sam Bradford, 2010
368	Tony Banks, 1996
365	Dieter Brock, 1985

Game

62	Marc Bulger, @ New York Giants, 10/2/05
56	Marc Bulger, @ San Francisco, 9/11/05
55	Mark Rypien, vs. Buffalo, 12/10/95
	Marc Bulger, vs. Chicago, 12/11/06
	Sam Bradford, vs. Minnesota, 12/16/12
	Sam Bradford, vs. Arizona, 9/12/10
	Sam Bradford, at Atlanta, 9/15/13

Game, Opponent

58	Kent Graham, @ Arizona, 9/29/96
56	Drew Brees, vs. New Orleans, 12/15/2013
54	Peyton Manning, vs. Denver, 11/16/14
52	Tony Eason, vs. New England, 11/16/86
	Neil Lomax, @ St. Louis, 11/4/84
	Mark Brunell vs. Jacksonville, 10/20/96
	Ryan Lindley, @ Arizona, 11/25/12

COMPLETIONS

Career

1,969	Marc Bulger, 2001-09
1,847	Jim Everett, 1986-93
1,705	Roman Gabriel, 1962-72

Season

375	Kurt Warner, 2001
370	Marc Bulger, 2006
354	Sam Bradford, 2010

Season, Rookie

354	Sam Bradford, 2010
218	Dieter Brock, 1985
192	Tony Banks, 1996

Game

40	Marc Bulger, @ New York Giants, 10/2/05
36	Marc Bulger, vs. San Diego, 11/10/02
35	Dieter Brock, vs. San Francisco, 10/27/85
	Kurt Warner, @ Seattle, 9/10/00
	Marc Bulger, @ Green Bay, 11/29/04
	Sam Bradford, vs. Minnesota, 12/16/12

Game, Opponent

39	Drew Brees, vs. New Orleans, 12/15/2013
37	Richard Todd, @ New York Jets, 9/25/83
	Kent Graham, @ Arizona, 9/29/96
	Mark Brunell, vs. Jacksonville, 10/20/96
36	Tony Eason, vs. New England, 11/16/86
	Josh McCown, vs. Chicago, 11/24/13

Consecutive Passes Completed

18	Jim Everett, vs. New York Giants, 11/12/89
16	Jim Everett, vs. Kansas City, 11/10/91
15	Tony Banks, vs. New York Jets, 10/11/98
	Kurt Warner, @ Washington, 11/24/02

COMPLETION PERCENTAGE**Career (500 att.)**

66.4%	Kurt Warner, 1998-2003 (1,688-1,121)
62.1%	Marc Bulger, 2001-09 (2,924-1,829)
58.6%	Sam Bradford, 2010-14 (1,760-1,032)

Season (min. 200 att.)

67.7%	Kurt Warner, 2000 (347-235)
66.2%	Marc Bulger, 2004 (495-321)
65.1%	Kurt Warner, 1999 (499-325)

Season, Rookie (min. 100 att.)

60.0%	Sam Bradford, 2010 (590-354)
59.7%	Dieter Brock, 1985 (365-218)
56.3%	Ryan Fitzpatrick, 2005 (135-76)

Game (20 att.)

86.9%	Kurt Warner, vs. San Francisco, 10/10/99 (23-20)
85.7%	Jim Everett, vs. New York Giants, 10/18/92 (21-18)
85.5%	Austin Davis, vs. Seattle, 10/20/14 (20-17)
84.4%	Kurt Warner, vs. Minnesota 12/10/00 (32-27)

Game (20 att.), Opponent

91.3%	Vinny Testaverde, vs. Cleveland, 12/26/93 (21-23)
84.6%	Kerry Collins, vs. New York Giants, 9/15/02 (22-26)
85.7%	Alex Smith, vs. Kansas City, 10/27/14 (24-28)
84.4%	Carson Palmer, at Arizona, 12/8/13 (27-32)

YARDS GAINED**Career**

23,758	Jim Everett, 1986-93
22,814	Marc Bulger, 2001-09
22,223	Roman Gabriel, 1962-72

Season

4,830	Kurt Warner, 2001
4,353	Kurt Warner, 1999
4,310	Jim Everett, 1989

Season, Rookie

3,512	Sam Bradford, 2010
2,658	Dieter Brock, 1985
2,544	Tony Banks, 1996

Game

*554	Norm Van Brocklin, vs New York Yanks, 9/28/51
509	Vince Ferragamo, vs. Chicago, 12/26/82
454	Jim Everett, @ New Orleans, 11/26/89

Game, Opponent

483	Boomer Esiason, vs. Cincinnati, 10/7/90
462	Steve Young, vs. San Francisco, 11/28/93
446	Richard Todd, @ New York Jets, 9/25/83

Most Seasons, 3,000 or More Passing Yards

5	Jim Everett, 1988-92
3	Kurt Warner, 1999-01
	Marc Bulger, 2003-04, 2006
2	Vince Ferragamo, 1980, 1983
	Sam Bradford, 2010, 2012

Most Games, 300 or More Passing Yards, Career

30	Kurt Warner, 1998-2003
27	Marc Bulger, 2001-09
20	Jim Everett, 1986-93

Most Games, 300 or More Passing Yards, Season

†9	Kurt Warner, 1999
	Kurt Warner, 2001
8	Marc Bulger, 2006
7	Kurt Warner, 2000

Most Consecutive Games, 300 or More Passing Yards

†6	Kurt Warner, 2000
4	Kurt Warner, 1999
3	Jim Everett, 1989, 1991
	Mark Rypien, 1995
	Marc Bulger, 2006

Longest Pass Completion

96t	Frank Ryan (to Matson), vs. Pittsburgh, 10/1/61
95t	Bill Munson (to Pope), vs. Green Bay, 12/3/64
93t	Bill Wade (to Phillips), @ Green Bay, 11/16/58
	Roman Gabriel (to Tucker), vs. San Francisco, 11/9/69

Opponent/Longest Pass Completion

98t	Jim Hart (to Rashad), @ St. Louis, 12/10/72
95t	Joe Montana (to Taylor), vs. San Francisco, 12/11/89
91t	Bart Starr (to Dowler), vs. Green Bay, 12/17/60

AVERAGE GAIN**Career (500 att.)**

8.56	Kurt Warner, 1998-2003 (1,688-14,447)
8.49	Norm Van Brocklin, 1959-57 (1,897-16,114)
8.01	James Harris, 1972-76 (652-5,220)

Season (Qualifiers)

10.14	Norm Van Brocklin, 1954 (260-2,637)
9.88	Kurt Warner, 2000 (347-3,429)
9.61	Bob Waterfield, 1945 (172-1,653)

Game (20 att.)

15.40	Norm Van Brocklin, @ Chicago Bears, 11/16/52
15.19	Roman Gabriel, vs. San Francisco, 11/9/69
15.03	James Harris, @ Miami, 10/3/76

Game (20 att.), Opponent

15.86	Ed Brown, vs. Chicago, 10/9/60
14.46	Milt Plum, vs. Detroit, 11/1/64
14.44	Steve Young, vs. San Francisco, 11/28/93

TOUCHDOWNS**Career**

154	Roman Gabriel, 1962-72
142	Jim Everett, 1986-92
122	Marc Bulger, 2001-09

Season

41	Kurt Warner, 1999
36	Kurt Warner, 2001
31	Jim Everett, 1988

Season, Rookie

18	Sam Bradford, 2010
16	Dieter Brock, 1985
15	Tony Banks, 1996

Game

5	Bob Waterfield, vs. New York Bulldogs, 11/27/49
	Norm Van Brocklin, vs. Detroit, 10/29/50
	Norm Van Brocklin, @. New York Yanks, 9/28/51
	Bob Waterfield, vs. Green Bay, 12/16/51
	Roman Gabriel, vs. Cleveland, 12/12/65
	Vince Ferragamo, vs. New Orleans, 11/2/80
	Vince Ferragamo, vs. San Francisco, 10/23/83
	Jim Everett, @ New York Giants, 9/25/88
	Kurt Warner, vs. San Francisco, 10/10/99
4	Many times, last by Marc Bulger, vs. Washington, 12/24/06
3	Many times, last by Austin Davis, @ Phi, 10/5/14

Game, Opponent

5	Dan Marino, vs. Miami, 12/14/86
4	Jeff George, @ Oakland, 9/28/97
	Eli Manning, @ New York Giants, 10/2/05
	Tom Brady, vs. New England, 10/28/12
3	Many times, last by E. Manning, vs. NYG, 12/21/14

Most Games, Four or More Touchdowns Passes, Career

6	Norm Van Brocklin, 1949-57
	Jim Everett, 1986-93
5	Vince Ferragamo, 1977-80, 1982-84
4	Roman Gabriel, 1962-72

Most Games, Four or More Touchdowns Passes, Season

4	Vince Ferragamo, 1980
3	Kurt Warner, 2001
2	Norm Van Brocklin, 1957
	Jim Everett, 1988
	Jim Everett, 1990
	Kurt Warner, 2000

HAD INTERCEPTED**Career**

128	Bob Waterfield, 1945-52
127	Norm Van Brocklin, 1949-57
123	Jim Everett, 1986-93

Season

24	Bob Waterfield, 1949
23	Vince Ferragamo, 1983
22	Bill Wade, 1958
	Kurt Warner, 2001
	Marc Bulger, 2003

Game

7	Parker Hall, vs. Green Bay, 11/18/42
	Bob Waterfield, @ Green Bay, 10/17/58
6	Norm Van Brocklin, vs. Baltimore, 12/4/54
	Bill Wade, vs. Detroit, 10/26/56
	Norm Van Brocklin, vs. Detroit, 10/13/57
	Chris Chandler, @ Carolina, 12/12/04
5	Norm Van Brocklin, @ San Francisco, 10/28/51
	Ryan Fitzpatrick, @ Minnesota, 12/11/05
	Gus Frerotte, @ Baltimore, 10/14/07

Most Consecutive Passes Attempted, None Intercepted

249	Marc Bulger, 2005-06
206	Roman Gabriel, 1968-69
169	*Sam Bradford, 2010

**LOWEST PERCENTAGE
PASSES INTERCEPTED****Career (500 att.)**

2.15	Sam Bradford, 2010- (1,760-38)
2.93	Marc Bulger, 2001-09 (3,171-93)
3.38	Roman Gabriel, 1962-72 (3,313-112)

Season (Qualifiers)

1.40	Marc Bulger, 2006 (588-8)
1.75	Roman Gabriel, 1969 (399-7)
2.08	Trent Green, 2000 (240-5)

Season, Rookie (Qualifiers)

2.54	Sam Bradford, 2010 (590-15)
3.56	Dieter Brock, 1985 (365-13)
4.07	Tony Banks, 1996 (368-15)

TIMES SACKED**Career**

279	Roman Gabriel, 1962-72
254	Marc Bulger, 2001-09
186	Jim Everett, 1986-93

Season

51	Dieter Brock, 1985
49	Marc Bulger, 2006
48	Roman Gabriel, 1966
	Tony Banks, 1996

Game

10	Bill Munson, @ San Francisco, 12/6/64
	James Harris, vs. San Francisco, 10/11/76
8	Roman Gabriel, @ Green Bay, 9/25/66
	Tony Banks, vs. San Francisco, 10/25/98
7	Many times, Last by Austin Davis, at Kansas City, 10/26/14

Game, Opponent

10	Bob Barry, vs. Atlanta 9/28/65
9	Mike Ray, vs. Tampa Bay, 11/5/78
	Dave Wilson, vs. New Orleans, 11/3/85
	Steve Beuerlein, @ Los Angeles Raiders, 9/18/88
	Rob Johnson, @ Buffalo, 9/20/98
	Kevin Kolb, vs. Arizona, 10/4/12
8	Joe Montana, @ San Francisco, 12/18/88
	Daunte Culpepper, vs. Minnesota, 11/30/03
8	Colin Kaepernick, @ San Francisco, 11/3/19

PASS RECEIVING**RECEPTIONS****Most Seasons Leading Team**

9	Henry Ellard, 1984-93
7	Torry Holt, 1999-2008
5	Tom Fears, 1948-55

Most Consecutive Seasons Leading Team

8	Henry Ellard, 1984-91
7	Torry Holt, 2002-08
4	Jim Phillips, 1960-63

Career

942	Isaac Bruce, 1994-2007
869	Torry Holt, 1999-2008
593	Henry Ellard, 1983-1993

Season

119	Isaac Bruce, 1995
117	Torry Holt, 2003
102	Torry Holt, 2005

Season, Rookie

54	Eddie Kennison, 1996
53	Donnie Avery, 2008
52	Torry Holt, 1999

Season, Running Back

90	Steven Jackson, 2006
87	Marshall Faulk, 1999
83	Marshall Faulk, 2001

Game

18	Tom Fears, vs. Green Bay, 12/3/50
15	Willie Anderson, @ New Orleans, 11/26/89
	Isaac Bruce, vs. Miami, 12/24/95

	Danny Amendola, vs. Washington, 9/16/12
14	Dick Hoerner, vs. New York Yanks, 11/19/50
Game, Opponent	
16	Jerry Rice, @ San Francisco, 11/20/94
	Keenan McCardell, vs. Jacksonville, 10/20/96
13	Larry Centers, @ Arizona, 9/29/96
12	Andre Rison, @ Atlanta, 9/11/94
Most Consecutive Games, Pass Reception	
153	Torry Holt, 1999-2008
81	Henry Ellard, 1986-92
	Marshall Faulk, 1999-2004
70	Jim Phillips, 1958-63
Most Seasons 50 or More Pass Receptions	
11	Isaac Bruce, 1995-97, 1999-2004, 2006-07
10	Torry Holt, 1999-2008
7	Henry Ellard, 1985, 1987-1991, 1993

YARDS

Most Seasons Leading Team	
9	Henry Ellard, 1984-91, 1993
	Torry Holt, 2000-08
5	Tom Fears, 1948-55
Most Consecutive Seasons Leading Team	
9	Torry Holt, 2000-08
8	Henry Ellard, 1984-91
4	Jim Phillips, 1960-63
Career	
14,109	Isaac Bruce, 1994-2007
12,660	Torry Holt, 1999-2008
9,761	Henry Ellard, 1983-93
Season	
1,781	Isaac Bruce, 1995
1,696	Torry Holt, 2003
1,635	Torry Holt, 2000
Season, Rookie	
924	Eddie Kennison, 1996
788	Torry Holt, 1999
786	Bucky Pope, 1964
Season, Running Back	
1,049	Marshall Faulk, 1999
830	Marshall Faulk, 2000
825	Amp Lee, 1997
Game	
*336	Willie Anderson, @ New Orleans, 11/26/89
303	Jim Benton, @ Detroit, 11/22/45
238	Harold Jackson, vs. Dallas, 10/14/73
Game, Rookie	
226	Eddie Kennison, @ Atlanta, 12/15/96
208	Jim Phillips, @ Green Bay, 11/16/58
163	Donnie Avery, @ New England, 10/26/08
Game, Opponent	
286	John Taylor, vs. San Francisco, 12/11/89
257	Billy Wilson, vs. San Francisco, 10/3/54
241	Jerry Rice, @ San Francisco, 12/9/85
Longest Pass Reception	
96t	Ollie Matson (from Frank Ryan), vs. Pittsburgh, 10/1/61
95t	Bucky Pope (from Bill Munson), vs. Green Bay, 12/13/64
93t	Jim Phillips (from Bill Wade), @ Green Bay, 11/16/58
	Wendell Tucker (from Roman Gabriel), vs. San Francisco, 11/9/69
Most Seasons, 1,000 or More Yards Pass Receiving	
9	Isaac Bruce, 1995-96, 1999-2004, 2006
8	Torry Holt, 2000-07
4	Henry Ellard, 1988-91

Most Games, 100 or More Yards Pass Receiving, Career	
46	Torry Holt, 1999-2008
43	Isaac Bruce, 1994-2007
26	Henry Ellard, 1983-93
Most Games, 100 or More Yards Pass Receiving, Season	
10	Torry Holt, 2003
9	Isaac Bruce, 1995
8	Elroy Hirsch, 1951
	Torry Holt, 2000
Most Consecutive Games, 100 or More Yards, Pass Receiving	
6	Isaac Bruce, 1995
5	Elroy Hirsch, 1951
	Bob Boyd, 1954
3	Isaac Bruce, 2004
Most Consecutive Games, 150 or More Yards, Pass Receiving	
3	Isaac Bruce, 1995
2	Tom Fears, 1950-51
	Torry Holt, 2000
	Torry Holt, 2003
	Torry Holt, 2004

AVERAGE GAIN

Career (150 receptions)	
20.5	Bob Boyd, 1950-57 (176-3,611)
20.3	Willie Anderson, 1988-94 (259-5,246)
18.3	Elroy Hirsch, 1949-57 (343-6,289)
Game (3 receptions)	
*63.0	Torry Holt, @ Atlanta, 9/24/00 (3-189)
50.3	Jack Snow, @ Baltimore, 10/15/67 (3-151)
49.7	Bob Boyd, @ Green Bay, 10/17/54 (3-149)
Game (3 receptions), Opponent	
55.3	Koren Robinson, vs. Seattle, 10/20/02 (3-166)
49.3	Charley Taylor, vs. Washington, 10/22/67 (3-148)
44.0	Charles Wilson, vs. Tampa Bay, 12/11/94 (4-176)

TOUCHDOWNS

Career	
84	Isaac Bruce, 1994-2007
74	Torry Holt, 1999-2008
53	Elroy Hirsch, 1949-57
Season	
17	Elroy Hirsch, 1951
13	Harold Jackson, 1973
	Isaac Bruce, 1995
12	Isaac Bruce, 1999
	Torry Holt, 2003
Season, Rookie	
10	Bucky Pope, 1964
8	Eddie Kennison, 1996
6	Leon Clarke, 1956
	Torry Holt, 1999
Game	
4	Bob Shaw, vs. Washington, 12/11/49
	Elroy Hirsch, @ New York Yanks, 9/28/51
	Harold Jackson, vs. Dallas, 10/14/73
	Isaac Bruce, vs. San Francisco, 10/10/99
3	Many times, Last by Torry Holt, vs. Seattle, 10/15/06
2	Many times, Last by Tavon Austin, at Ari., 10/4/15
Game, Opponent	
4	Mike Ditka, vs. Chicago, 10/13/63
3	Many times, last by Torrey Smith, vs. Baltimore, 9/25/11
2	Many times, last by Odell Beckham, vs. NYG, 12/21/14

Most Consecutive Games, Touchdown

11	Elroy Hirsch, 1950-51
6	Henry Ellard, 1988-89
5	Jim Benton, 1938-39
	Jack Snow, 1967-68
	Harold Jackson, 1973
	Torry Holt, 2003, 2006

PUNTING

Career

449	Donnie Jones, 2007-11
432	Dale Hatcher, 1985-89, 1991
380	Sean Landeta, 1993-96, 2003-04

Season

105	Donnie Jones, 2011
97	Dale Hatcher, 1986
96	Johnny Hekker, 2015
94	Donnie Jones, 2010

Season, Rookie

93	Ken Clark, 1979
87	Dale Hatcher, 1985
82	Johnny Hekker, 2012
77	Rusty Jackson, 1976

Game

12	Parker Hall, vs. Green Bay, 11/26/39
	Rusty Jackson, @ San Francisco, 11/21/76
11	Danny Villanueva, vs. Dallas, 9/30/62
	Danny Villanueva, @ Pittsburgh, 9/13/64
	Donnie Jones, vs. San Francisco, 1/3/2010
10	Many times, last by Donnie Jones, vs. Seattle, 11/20/11

Game, Opponent

14	George Taliaferro, vs. New York Yanks, 9/28/51
11	Tom Girard, vs. Green Bay, 12/3/50
	Gerry Collins, vs. Cleveland, 12/12/65
	Bobby Joe Green, @ Chicago, 12/2/73
	Tom Wittum, @ San Francisco, 11/21/76
	Hermon Weaver, @ Seattle, 11/4/79
10	Many times, Last by Tommy Barnhardt, @ New Orleans, 11/26/89

Longest Punt

88	Bob Waterfield, @ Green Bay, 10/17/48
86	Bob Waterfield, @ Green Bay, 10/5/47
80	Donnie Jones, @ Seattle, 10/21/07
	Parker Hall, vs. Philadelphia 12/3/39

Longest Punt, Opponent

76	Sammy Baugh, @ Washington, 11/5/44
75	Sam Baker, vs. Dallas, 9/30/62
74	Jack Jacobs, @ Green Bay, 10/5/47

AVERAGE GROSS YARDS

Career (250 punts)

46.7	Johnny Hekker, 2012-present (336 - 15,687)
46.6	Donnie Jones, 2007-11 (449-20,924)
44.3	Danny Villanueva, 1961-64 (296-13,009)

Season (Qualifiers)

50.0	Donnie Jones, 2008 (82-4,100)
47.9	Johnny Hekker, 2015 (96-4,601)
47.2	Donnie Jones, 2007 (78-3,684)
46.8	Donnie Jones, 2009 (90-4,212)

Season, Rookie (Qualifiers)

45.8	Johnny Hekker, 2012 (82-3,756)
43.6	John Misko, 1982 (45-1,961)
43.2	Dale Hatcher, 1985 (87-3,735)

Game (4 punts)

56.9	Johnny Hekker, vs. Arizona, 10/4/12 (7-398)
56.3	Donnie Jones, vs. Arizona, 11/22/09 (4-225)

56.2	Donnie Jones, vs. Buffalo, 9/28/08 (5-281)
------	--

56.0	Donnie Jones, vs. Arizona, 10/7/07 (4-224)
------	--

Game, Opponent (4 Punts)

59.5	Mike Scifres, vs. Chargers, 10/17/10 (6-357)
57.3	Fred Morrison, @ Chicago Bears, 11/16/52 (4-229)
56.8	Sammy Baugh, @ Washington, 10/26/41 (6-341)

HAD BLOCKED

Career

5	Bob Waterfield, 1945-52
4	Dale Hatcher, 1985-89, 1991
2	Many players, last by John Misko, 1982-84

Season

2	Bob Waterfield, 1950
	Jon Kilgore, 1967
	Rusty Jackson, 1976
	Glen Walker, 1978
	Ken Clark, 1979
1	Many times, last by Johnny Hekker, 2014

Most Consecutive Punts, None Blocked

425	Donnie Jones, 2007-2011
380	Sean Landeta, 1993-96, 2003-04
299	Norm Van Brocklin, 1951-57

PUNT RETURNS

Most Seasons Leading Team

5	Henry Ellard, 1983-93
4	Jon Arnett, 1957-63
	Jim Bertelsen, 1972-76
3	Verda (V.T.) Smith, 1949-53
	Woodley Lewis, 1950-55
	Alvin Haymond, 1969-71
	LeRoy Irvin, 1980-89
	Eddie Kennison, 1996-98
	Az-Zahir Hakim, 1998-2001

Most Consecutive Seasons Leading Team

5	Henry Ellard, 1983-87
4	Jim Bertelsen, 1972-76
3	Verda (V.T.) Smith, 1949-51
	Woodley Lewis, 1952-54
	Alvin Haymond, 1969-71
	LeRoy Irvin, 1980-82
	Eddie Kennison, 1996-98
	Az-Zahir Hakim, 1999-2001

RETURNS

Career

146	LeRoy Irvin, 1980-89
135	Henry Ellard, 1983-93
112	Az-Zahir Hakim, 1998-2001

Season

56	Eddie Brown, 1979
53	Alvin Haymond, 1970
	Todd Kinchen, 1995
52	Jackie Wallace, 1978

Season, Rookie

42	LeRoy Irvin, 1980
30	Tavon Austin, 2013
29	Darryl Henley, 1989
	Eddie Kennison, 1996
27	Verda (V.T.) Smith, 1949

Game

7	Many times, last by Az-Zahir Hakim, @ Tennessee, 10/31/99
6	Many times, last by Vernon Turner, vs. New England, 9/13/92

- 5 Many times, last by Danny Amendola, vs. San Francisco, 1/3/2010

Game, Opponent

- 8 Kevin Miller vs. Minnesota, 12/2/79
DeSean Jackson, @ Philadelphia, 9/7/08
7 Many times, last by Leon Washington, vs. Seattle, 11/20/11

YARDS GAINED

Career

- 1,527 Henry Ellard, 1983-93
1,451 LeRoy Irvin, 1980-89
1,278 Az-Zahir Hakim, 1998-2001

Season

- 618 Jackie Wallace, 1978
615 LeRoy Irvin, 1981
501 Henry Ellard, 1985

Season, Rookie

- 427 Verda (V.T.) Smith, 1949
423 Eddie Kennison, 1996
296 Henry Ellard, 1983

Game

- *207 LeRoy Irvin, @ Atlanta, 11/14/81
145 Tavon Austin, @ Indianapolis, 11/10/13
143 Tavon Austin, @ Washington, 12/7/14
127 LeRoy Irvin, @ San Francisco, 10/9/81

Game, Opponent

- 128 Tyrone Hughes, vs. New Orleans, 10/3/93
Darrien Gordon, @ San Diego, 11/27/94
127 Patrick Peterson, @ Arizona, 11/6/11
125 Dana McLemore, @ San Francisco, 11/16/80
122 Robert Brooks, @ Green Bay, 10/9/94

Longest Punt Return

- *103t Robert Bailey, @ New Orleans, 10/23/94
98t Tavon Austin, @Indianapolis, 11/10/13
90t Dick Bass, vs. Green Bay, 12/17/61
90t Stedman Bailey vs. Seattle, 10/19/14
88t Tom Harmon, vs. Detroit, 11/23/47
88t Nick Miller, vs. Arizona, 11/27/11

Longest Punt Return, Opponent

- 99t Patrick Peterson, @ Arizona, 11/6/11
94t Darrien Gordon, @ Denver, 9/14/97
93t Dana McLemore, @ San Francisco, 1/2/82
90t Nate Burleson, @ Seattle, 11/12/06

AVERAGE YARDAGE

Career (Min. 75 ret.)

- 11.4 Az-Zahir Hakim, 1998-2001 (112-1,278)
11.3 Henry Ellard, 1983-93 (135-1,527)
11.1 Danny Amendola, 2009-12 (81-899)

Season (Qualifiers)

- 18.5 Woodley Lewis, 1952 (19-351)
15.8 Verda (V.T.) Smith, 1949 (27-427)
15.6 Les Horvath, 1948 (13-203)

Season, Rookie (Qualifiers)

- 15.8 Verda (V.T.) Smith, 1949 (27-427)
14.6 Eddie Kennison, 1996 (29-423)
14.5 Jim Bertelsen, 1972 (16-232)

Game

- 40.0 Woodley Lewis @ Detroit, 10/18/53 (3-120)
39.3 Jon Arnett vs. Chicago, 11/2/58 (3-118)
36.3 Tavon Austin @ Indianapolis, 11/10/13 (4-145)
35.8 Tavon Austin, @ Washington, 12/7/14 (4-143)
34.7 Henry Ellard @ Atlanta, 10/22/84 (3-104)

Game, Opponent (3 returns)

- 36.0 Art Jones, vs. Pittsburgh, 9/7/41 (3-108)
George McAfee, @ Chicago Bears, 10/10/48 (3-108)
32.0 Tyrone Hughes, vs. New Orleans, 13/3/93 (4-128)
31.8 Patrick Peterson, @ Arizona, 11/6/11 (4-127)

TOUCHDOWNS

Career

- 4 LeRoy Irvin, 1980-89
Henry Ellard, 1983-91
3 Woodley Lewis, 1950-55
Eddie Kennison, 1996-98
Tavon Austin, 2013-present
2 Todd Kinchen, 1992-95
Az-Zahir Hakim, 1998-2001

Season

- 3 LeRoy Irvin, 1981
2 Woodley Lewis, 1952
Henry Ellard, 1984
Todd Kinchen, 1992
Eddie Kennison, 1996

1 Many times, last by Tavon Austin, 2015

Season, Rookie

- 2 Todd Kinchen, 1992
Eddie Kennison, 1996
1 Verda (V.T.) Smith, 1949
Henry Ellard, 1983
Tavon Austin, 2013

Game

- †2 Leroy Irvin, @ Atlanta, 10/11/81
Todd Kinchen, vs. Atlanta, 12/27/92
1 Many times, last by Tavon Austin, @ GB., 10/11/15

Game, Opponent

- 2 Jack Christiansen, vs. Detroit, 10/14/51
1 Many times, last by Patrick Peterson, vs. Ari. 11/25/11

KICKOFF RETURNS

Most Seasons Leading Team

- 5 Ron Brown, 1984-89, 1991
3 Fred Gehrke, 1940, 1945-49
Jon Arnett, 1957-63
Cullen Bryant, 1973-82, 1987
Drew Hill, 1979-84
Barry Redden, 1982-86
Tony Horne, 1998-00
2 Woodley Lewis, 1950-55
Carver Shannon, 1962-64
Willie Ellison, 1967-72
Ron Smith, 1968-69
Vernon Turner, 1991-92
J.T. Thomas, 1995-98
Arlen Harris, 2003-04
Dante Hall, 2007-08
Danny Amendola, 2009-10

Most Consecutive Seasons Leading Team

- 5 Ron Brown, 1985-89
3 Drew Hill, 1979-81
Barry Redden, 1982-84
Tony Horne, 1998-00
2 Woodley Lewis, 1953-54
Carver Shannon, 1963-64
Ron Smith, 1968-69
Vernon Turner, 1991-92
Arlen Harris, 2003-04
Dante Hall, 2007-08
Danny Amendola, 2009-10

RETURNS

Career

171	Drew Hill, 1979-84
169	Ron Brown, 1984-89, 1991
143	Tony Horne, 1998-2000

Season

66	Danny Amendola, 2009
60	Drew Hill, 1981
57	Tony Horne, 2000

Season, Rookie

56	Tony Horne, 1998
51	Arlen Harris, 2003
49	David Thompson, 1997

Game

9	Danny Amendola, @ Tennessee, 12/13/09
8	Tony Horne, @ Kansas City, 10/22/00
	Chris Johnson, @ Indianapolis, 10/17/05
	Derek Stanley, vs. Pittsburgh, 12/20/07
	Danny Amendola, vs. Green Bay, 9/27/09
7	Many times, last by Danny Amendola, vs. Atlanta, 11/21/10

Game, Opponent

8	DeRon Jenkins, vs. San Diego, 10/1/00
	Bethel Johnson, @ Minnesota, 12/31/06
	Pierre Thomas, @ New Orleans, 11/11/07
7	Tim Dwight, @ Atlanta, 10/17/99
	Dino Philyaw, vs. New Orleans, 11/28/99
	Dino Philyaw, @ New Orleans, 12/12/99
	Steve Smith, vs. Carolina, 11/11/01
	Maurice Morris, vs. Seattle, 10/20/02
	Kevin Kasper, vs. Arizona, 12/15/02
6	Many times, last by LaRod Stephens-Howling, vs. Arizona, 12/5/10

YARDS GAINED

Career

3,918	Ron Brown, 1984-89, 1991
3,577	Tony Horne, 1998-2000
3,438	Drew Hill, 1979-84

Season

1,618	Danny Amendola, 2009
1,379	Tony Horne, 2000
1,306	Tony Horne, 1998

Season, Rookie

1,306	Tony Horne, 1998
1,175	Arlen Harris, 2003
1,110	David Thompson, 1997

Game

267	Tony Horne, @ Kansas City, 10/22/00
229	Derek Stanley, vs. Pittsburgh, 12/20/07
217	Danny Amendola, @ Tennessee, 12/13/09

Game, Opponent

304	Tyrone Hughes, @ New Orleans, 10/23/94
294	Wally Triplett, vs. Detroit, 10/29/50
252	Steve Smith, vs. Carolina, 11/11/01

Longest Kickoff Return

105t	Jon Arnett, vs. Detroit, 10/29/61
	Travis Williams, vs. New Orleans, 12/5/71
103t	Tom Wilson, @ Baltimore, 11/25/56
	Tony Horne, vs. Atlanta 10/15/00
102t	Tony Horne, vs. Atlanta, 11/29/98
102	Benny Cunningham, vs. TB 12/17/15

Longest Kickoff Return, Opponent

105t	Abe Woodson, vs. San Francisco, 11/8/53
	Stefan Logan, at Detroit, 10/10/10
104t	Travis Williams, vs. Green Bay, 12/9/67
103t	Russ Craft, vs. Philadelphia, 10/7/50

AVERAGE YARDAGE

Career (Min. 75 returns)

26.3	Ron Brown, 1984-89, 91 (149-3,918)
24.7	Tony Horne, 1998-2000 (143-3,575)
23.8	Woodley Lewis, 1950-55 (109-2,575)
23.5	Danny Amendola, 2009-12 (118-2,776)

Season (Qualifiers)

33.7	Verda (V.T.) Smith, 1950 (22-742)
32.8	Ron Brown, 1985 (28-918)
31.8	Tom Wilson, 1956 (15-477)

Season, Rookie (Qualifiers)

31.8	Tom Wilson, 1956 (15-477)
28.0	Jon Arnett, 1957 (18-504)
27.1	Ron Waller, 1955 (17-461)

Game (3 returns)

51.7	Tommy Wilson, vs. Green Bay, 12/6/59
51.5	Tony Horne, vs. Atlanta, 11/29/98
50.3	Verda (V.T.) Smith, vs. Detroit 10/29/50

Game, Opponent (3 returns)

73.5	Wally Triplett, vs. Detroit, 10/29/50
52.7	Abe Woodson, vs. San Francisco, 11/8/53
51.8	Joe Scott, @ New York Giants, 11/14/78

TOUCHDOWNS

Career

4	Ron Brown, 1984-89, 1991
	Tony Horne, 1998-2000
3	Verda (V.T.) Smith, 1949-53
	Cullen Bryant, 1973-82, 1987
2	Jon Arnett, 1957-63

Season

3	Verda (V.T.) Smith, 1950
	Ron Brown, 1985
2	Tony Horne, 1999
1	Many times, last by Chris Johnson, 2005

Game

†2	Ron Brown, vs. Green Bay, 11/24/85
1	Many times, last by Chris Johnson, vs. Seattle, 10/9/05

Game, Opponent

2	Tyrone Hughes, @ New Orleans, 10/23/94
	Devin Hester, vs. Chicago, 12/11/06
1	Many times, last by Knile Davis, at Kansas City, 10/16/14

FIELD GOAL RETURNS

Longest Field Goal Return

99t	Jerry Williams, vs. Green Bay, 12/16/51
-----	---

Longest Field Goal Return, Opponent

83t	Kevin Ross, vs. Atlanta, 10/12/95
-----	-----------------------------------

COMBINED KICK RETURNS

MOST RETURNS

Career

215	Woodley Lewis, 1950-55
207	Danny Amendola, 2009-12
179	Jon Arnett, 1957-63

Season

97	Danny Amendola, 2009
90	Danny Amendola, 2010
88	Alvin Haymond, 1970
	Todd Kinchen, 1995

YARDS GAINED

Game

294	Woodley Lewis, @ Detroit, 10/18/53
267	Tony Horne, @ Kansas City, 10/22/00
262	Dante Hall, @ Dallas, 9/30/07

Game, Opponent

347	Tyrone Hughes, @ New Orleans, 10/23/94
294	Wally Triplett, vs. Detroit, 10/29/50
267	Steve Smith, vs. Carolina, 11/11/01

TOUCHDOWNS**Career**

4	Verda (V.T.) Smith, 1949-53 Woodley Lewis, 1950-55 LeRoy Irvin, 1980-89 Henry Ellard, 1983-91 Ron Brown, 1984-89, 1991 Tony Horne, 1998-2000
3	Jon Arnett, 1957-63 Cullen Bryant, 1973-82, 1987 Eddie Kennison, 1996-1998
2	Fred Gehrke, 1940, 1945-49 Tom Kalmanir, 1949-51 Todd Kinchen, 1992-95 Az-Zahir Hakim, 1998-2001

COMBINED NET YARDAGE

Includes rushing, receiving, interception returns, kickoff returns, punt returns, and fumble returns.

ATTEMPTS**Career**

2,806	Steven Jackson, 2004-12
1,919	Marshall Faulk, 1999-2006
1,648	Eric Dickerson, 1983-87

Season

442	Eric Dickerson, 1983
436	Steven Jackson, 2006
432	Eric Dickerson, 1986

Season, Rookie

*442	Eric Dickerson, 1983
320	Jerome Bettis, 1993
250	Todd Gurley, 2015

Game

44	Jerome Bettis, vs. Chicago, 1/2/94 (ru 39, re 5)
39	Five times, last by Steven Jackson, vs. Washington, 12/24/06 (ru 33, re 6)
38	Jerome Bettis, @ Kansas City, 9/25/94 (ru 35, re 2)

YARDS**Career**

14,311	Isaac Bruce, 1994-2007
13,538	Steven Jackson, 2004-12
12,732	Torry Holt, 1999-2008

Season

2,429	Marshall Faulk, 1999
2,401	Steven Jackson, 2006
2,259	Eric Dickerson, 1984

Season, Rookie

2,212	Eric Dickerson, 1983
1,801	Eddie Kennison, 1996
1,673	Jerome Bettis, 1993

Game

336	Willie Anderson, @ New Orleans, 11/26/89
314	Tavon Austin, @ Indianapolis, 11/10/13
303	Jim Benton, vs. Detroit, 11/22/45
286	Marshall Faulk, vs. Atlanta, 10/15/00

INTERCEPTIONS BY**Career**

46	Ed Meador, 1959-70
37	Nolan Cromwell, 1977-87
34	LeRoy Irvin, 1980-89

Season

*14	Dick (Night Train) Lane, 1952
12	Woodley Lewis, 1950
11	Will Sherman, 1955

Season, Rookie

*14	Dick (Night Train) Lane, 1952
12	Woodley Lewis, 1950
9	George Sims, 1949 Don Burroughs, 1955

Game

3	Many times, last by Keith Lyle, @ Atlanta, 12/15/96
2	Many times, last by Trumaine Johnson, vs. Oakland, 11/30/14
1	Many times, last by Trumaine Johnson vs SEA, 12/27/15

Game, Opponent

4	Dave Baker, vs. San Francisco, 12/4/60
3	Many times, last by Adrian Wilson and Kerry Rhodes, vs. Arizona, 9/12/10
2	Many times, last by Patrick Peterson, at Arizona, 11/9/14

Consecutive Games Intercepted By

6	Will Sherman, 1954-55
5	Dick (Night Train) Lane, 1952
4	Nolan Cromwell, 1980 Kirk Collins, 1983 Oshiomogho Atogwe, 2007 Trumaine Johnson, 2015

YARDS GAINED**Career**

671	Nolan Cromwell, 1977-87
654	LeRoy Irvin, 1980-89
547	Ed Meador, 1959-70

Season

298	Dick (Night Train) Lane, 1952
275	Woodley Lewis, 1950
205	Travis Fisher, 2003

Season, Rookie

298	Dick (Night Train) Lane, 1952
275	Woodley Lewis, 1950
152	Jack Morris, 1958

Game

107	Aaron Martin, vs. San Francisco, 10/18/64
106	Anthony Parker, vs. Jacksonville, 10/20/96
99	Johnnie Johnson, vs. Green Bay, 9/21/80 Janoris Jenkins @ San Diego, 11/23/14

Game, Opponent

111	Ace Parker, vs. Brooklyn, 11/17/40
108	Felix Wright, vs. Cleveland, 10/26/87
105	Malcolm Jenkins, at New Orleans, 12/12/10

Longest Returns

99t	Johnnie Johnson, vs. Green Bay, 9/21/80
99t	Janoris Jenkins, at San Diego, 11/23/14
98t	Alec Ogletree, at Houston, 10/13/13
97t	Herb Rich, vs. Dallas Texans, 11/2/52 Bobby Smith, vs. San Francisco, 10/18/64 Will Sherman, vs. Green Bay, 12/16/56

Longest Return, Opponent

101t	Richie Pettibon, @ Chicago, 12/9/62 Henry Carr, vs. New York Giants, 11/13/66
99t	Tim Lewis, @ Green Bay, 11/18/84 Dominique Rodgers-Cromartie, @ Arizona, 12/7/08
97t	Reggie Rutland, @ Minnesota, 12/15/91

TOUCHDOWNS

Career

5	Ed Meador, 1959-70 LeRoy Irvin, 1980-89 Janoris Jenkins, 2012-
4	Jack Pardee, 1957-70 Jim Youngblood, 1973-84 Rod Perry, 1975-82 Nolan Cromwell, 1977-87 Johnnie Johnson, 1980-89

Season

3	Monte Jackson, 1976 Rod Perry, 1978 Janoris Jenkins, 2012
---	--

FUMBLES

OPPONENTS' FUMBLES RECOVERED

Career

19	Johnnie Johnson, 1980-89
18	Ed Meador, 1959-70
17	Nolan Cromwell, 1977-87

Season

5	Andy Robustelli, 1955 Bill Jabko, 1959 Ed Meador, 1961 Johnnie Johnson, 1981 Brian Young, 2003
4	Many times, last by Anthony Parker, 1995
3	Many times, last by William Hayes, 2013

Longest Fumble Return

98t	Toby Wright, @ New Orleans, 10/23/94
94t	Keith Lyle, @ Atlanta, 9/24/00
93t	Adam Archuleta, vs. Tampa Bay, 10/18/04

Longest Fumble Return, Opponent

85t	Eric Hill, vs. Phoenix, 9/1/91
84t	Larry Brink, vs. Chicago Bears, 11/28/54
82t	Donnie Edwards, vs. San Diego, 11/10/02

OPPONENTS' FUMBLES RETURNED FOR TOUCHDOWNS

Career

2	Jack Dwyer, 1952-54 Toby Wright, 1994-97 Leonard Little, 1998
1	Mike Jones, 1997-2000 Devin Bush, 1999-2001 Dre' Bly, 1999-2002 Aeneas Williams, 2001-04 Adam Archuleta, 2001-05 Victor Adeyanju, 2006 Oshiomogho Atogwe, 2008 Janoris Jenkins, 2012 Daren Bates, 2013 Chris Long, 2013 Robert Quinn, 2013 Rodney McLeod, 2015 Akeem Ayers, 2015

SACKS

TOTAL SACKS

Career (Unofficial)

159.5	David (Deacon) Jones, 1961-71
151.5	Jack Youngblood, 1971-84
94	Merlin Olsen, 1962-76

Season

22	David (Deacon) Jones, 1964 David (Deacon) Jones, 1968 Robert Quinn, 2013
19	Jack Youngblood, 1979
18	Kevin Carter, 1999

Season, Rookie

9	Aaron Donald, 2014
8	David (Deacon) Jones, 1961
6	Kevin Carter, 1995
5	Sean Gilbert, 1992 Robert Quinn, 2011

Game

5	Gary Jeter, @ Los Angeles Raiders, 9/18/88
4.5	Kevin Greene, @ San Francisco, 12/18/88
4	Sean Gilbert, vs. Pittsburgh, 9/12/93 Leonard Little, vs. Minnesota, 11/30/03
3	Many Times, last William Hayes, @ Seattle, 12/27/15

Game, Opponent

4	Edmund Nelson, vs. Pittsburgh, 9/16/84 Roy Barker, vs. San Francisco 10/25/98 Darryl Tapp, @ Seattle 10/21/07
3	Many times, last by Chris Clemons, vs. Seattle, 11/20/11
2.5	John Rade, @ Atlanta, 11/17/85 Reggie White, @ Green Bay, 9/3/95 Kevin Greene, vs. Carolina 11/17/96 DaShon Polk, @ Houston 11/27/05 Bryant Young, @ San Francisco 11/18/07 Brian Orakpo, vs. Washington, 10/2/11 Isreal Idonije, @ Chicago, 9/23/12

TACKLES

COMBINED TACKLES

Career

1,015	James Laurinaitis, 2009-present
915	Merlin Olsen, 1962-76
897	Jack Reynolds, 1970-80
896	David (Deacon) Jones, 1961-71

Season

193	London Fletcher, 2000
189	London Fletcher, 2001
185	Jim Collins, 1984

BLOCKED KICKS

BLOCKED PUNTS

Career

10	Ed Meador, 1959-70
8	Jack Youngblood, 1971-84 David (Deacon) Jones, 1961-71
6	Ivory Sully, 1979-84 Nolan Cromwell, 1977-87

Season

4	Ed Meador, 1964
3	Ed Meador, 1962 Irv Cross, 1966 Tony Guillory 1967 Nolan Cromwell, 1987

TEAM RECORDS

GAMES WON

Most Consecutive Games Won (Including postseason)

11	1969
8	1952, 1967, 2001
7	1978, 1985, 1999, 2003

Most Games Won, Season (Regular Season)

14	2001
13	1999
12	1973, 1975, 1978, 2003

Most Consecutive Games Won, Season (Including postseason)

11	1969
8	1952, 1967, 2001
7	1978, 1985, 1999, 2003

Most Consecutive Home Games Won (Regular Season)

15	2002-04
13	1998-2000
11	1973-74, 1976-78

Most Consecutive Road Games Won (Regular Season)

9	2000-02
7	1967-68
	1968-69
	1975-76
5	1988

GAMES LOST

Most Consecutive Games Lost (Regular Season)

17	2008-09
12	1937-38, 1959-60
11	1991-92

Most Consecutive Home Games Lost (Regular Season)

14	2008-10
11	1961-63
8	1997-98

Most Consecutive Away Games Lost (Regular Season)

12	1991-92
10	1961-62
9	1956-57, 1964-65, 2008-09

SCORING

Most Points, Season

540	2000
526	1999
503	2001

Most Points, Opponent, Season

471	2000
465	2008
438	2007

Fewest Points, Season

75	1937
116	1941
131	1938

Fewest Points, Opponent, Season

135	1975
136	1945
146	1977

Most Points, Game

70	vs. Baltimore, 10/22/50
65	vs. Detroit, 10/29/50
59	vs. Atlanta, 12/4/76
	vs. Atlanta, 11/10/96

Most Points, Opponent, Game

56	@ Philadelphia, 10/8/50
	@ Baltimore, 11/25/56
54	@ Kansas City, 10/22/00
52	vs. Chicago, 10/13/63

Most Points, Both Teams, Game

97	Rams 70, Baltimore 27, 10/22/50
89	Rams 52, New York Giants 37, 11/14/48
	Rams 65, Detroit 24, 10/29/50
88	Rams 57, vs. San Diego 31 10/1/00
	@ Kansas City 54, Rams 34, 10/22/00

Fewest Points, Both Teams, Game

6	Many times, last @ New Orleans 6, Rams 0, 11/9/86
7	vs. Chicago Cardinals 7, Rams 0, 11/23/41
	@ Chicago Cardinals 7, Rams 0, 9/13/42
9	@ Green Bay 6, Rams 3, 11/14/65
	Rams 9, @ Cleveland 0, 11/27/77

Most Points Overcome to Win Game

24	@ Tampa Bay, 12/6/92, (trailed 3-27, won 31-27)
22	@ Green Bay, 10/12/52, (trailed 6-28, won 30-28)
21	@ Green Bay, 11/17/57, (trailed 3-24, won 31-27)
	@ Houston, 11/27/05, (trailed 3-24, won 33-27)

Most Points, Opponent, Overcome to Win Game

23	@ Green Bay, 9/12/82, (trailed 23-0, won 35-23)
21	vs. Denver, 12/12/82, (trailed 21-0, won 27-24)
	vs. Dallas, 9/21/14, (trailed 21-0, won 34-31)
18	vs. New Orleans, 10/28/01, (trailed 24-6, won 34-31)

Most Points Overcome to Tie Game

28	vs. Philadelphia, 10/3/48, (trailed 0-28, tied 28-28)
17	@ Chicago Cardinals, 11/15/53, (trailed 17-0, tied 24-24)
14	@ Chicago Bears, 10/13/46, (trailed 24-10, tied 24-24)
	@ Chicago Cardinals, 11/20/49, (trailed 28-14, tied 28-28)
	@ Minnesota, 11/25/62, (trailed 24-10, tied 24-24)

Most Points, First Half

44	vs. Green Bay, 9/21/80
38	vs. Green Bay, 9/24/89
	vs. Oakland, 11/30/14
36	vs. St. Louis, 12/15/85

Most Points, Opponent, First Half

42	@ Baltimore, 11/25/56
40	@ New York Jets, 11/9/08
38	@ San Francisco, 10/28/51

Most Points, Both Teams, First Half

55	vs. New York Yanks, 11/18/51 (Rams 34, Yanks 21)
	vs. Detroit, 10/30/60 (Rams 34, Lions 21)
51	vs. Green Bay, 9/21/80 (Rams 44, Packers 7)
50	vs. Atlanta, 10/15/00 (Rams 29, Falcons 21)

Most Points, Second Half

41	vs. Detroit, 10/29/50
38	vs. Chicago, 11/4/51
35	vs. Baltimore, 10/22/50
	vs. Green Bay, 12/3/50
	vs. Atlanta, 12/4/76

Most Points, Opponent, Second Half

35	vs. Minnesota, 11/17/72
	@ Green Bay, 9/12/82
33	vs. St. Louis, 9/23/60
31	vs. Cleveland, 10/7/51
	vs. San Francisco, 10/23/83
	vs. Green Bay, 9/24/89

Most Points, Both Teams, Second Half

56	vs. Minnesota, 11/17/72 (Vikings 35, Rams 21)
55	vs. Detroit, 10/29/50 (Rams 41, Lions 14)
	@ New York Giants, 11/19/50 (Giants 28, Rams 27)
52	@ New York Giants, 11/14/48 (Rams 31, Giants 21)
	vs. Chicago Cardinals, 11/11/51 (Rams 38, Cardinals 14)

*NFL Record

† Ties NFL Record

Most Points, First Quarter

- 26 vs. Green Bay, 12/12/53
- 24 vs. Seattle, 10/31/76
- vs. New England, 11/2/80
- 21 Many times, last vs. Oakland, 11/30/14

Most Points, Opponent, First Quarter

- 28 @ Oakland, 10/29/72
- 21 Twice, last vs. Baltimore, 9/25/11
- 20 @ Kansas City, 10/22/00

Most Points, Both Teams, First Quarter

- 34 vs. Baltimore, 10/22/50 (Rams 21, Colts 13)
- 33 vs. Green Bay, 12/12/53 (Rams 26, Packers 7)
- 28 vs. New Orleans, 12/5/71 (Rams 21, Saints 7)
- @ Oakland, 10/29/72 (Raiders 28, Rams 0)
- vs. Dallas, 10/19/08 (Rams 21, Cowboys 7)
- vs. Chicago, 11/24/13 (Rams 21, Bears 7)

Most Points, Second Quarter

- 37 vs. Green Bay, 9/21/80
- 28 @ New Orleans, 10/7/79
- @ Atlanta, 12/9/79
- vs. Green Bay, 9/24/89
- vs. Indianapolis, 12/30/01
- 24 vs. Green Bay, 12/14/58
- vs. Detroit, 10/30/60
- vs. Pittsburgh, 9/22/68

Most Points, Opponent, Second Quarter

- 28 Many times, last @ San Francisco, 11/16/08
- 24 vs. Arizona, 11/2/08
- 23 vs. Minnesota, 12/16/12

Most Points, Both Teams, Second Quarter

- 45 vs. Detroit, 10/30/60 (Rams 24, Lions 21)
- 44 vs. Green Bay, 9/21/80 (Rams 37, Packers 7)
- 42 @ Detroit, 10/12/58 (Rams 21, Lions 21)

Most Points, Third Quarter

- *41 vs. Detroit, 10/29/50
- 28 vs. Chicago Cards, 11/11/51
- 21 Many times, last at Houston, 10/13/13

Most Points, Opponent, Third Quarter

- 25 vs. New Orleans, 10/28/01
- 21 Many times, last @ Dallas, 9/30/07
- 20 Three times, last vs. San Francisco, 10/22/95

Most Points, Both Teams, Third Quarter

- 48 vs. Detroit, 10/29/50 (Rams 41, Lions 7)
- 31 @ New York Giants, 11/14/48 (Giants 21, Rams 10)
- @ Chicago, 11/3/86 (Rams 17, Bears 14)
- 28 Many times, last @ Cleveland, 12/12/90 (Rams 14, Browns 14)

Most Points, Fourth Quarter

- 28 vs. Chicago, 10/26/52
- vs. San Francisco, 12/30/02
- 24 @ Green Bay, 10/12/52
- @ Green Bay, 10/18/59
- @ Atlanta, 11/19/67
- 21 Many times, last vs. New Orleans, 10/23/05

Most Points, Opponent, Fourth Quarter

- 28 vs. San Francisco, 10/23/83
- 23 @ Oakland, 12/18/82
- 22 vs. Arizona, 11/20/05
- @ New Orleans, 11/11/07

Most Points, Both Teams, Fourth Quarter

- 38 @ New York Yanks, 11/19/50 (Yanks 21, Rams 17)
- 35 vs. Minnesota, 11/17/72 (Vikings 21, Rams 14)
- vs. San Francisco, 10/23/83 (49ers 28, Rams 7)
- 34 @ San Francisco, 10/4/92 (Rams 17, 49ers 17)

TOUCHDOWNS**Most Touchdowns, Season**

- 67 2000
- 66 1999
- 64 1950

Fewest Touchdowns, Season

- 10 1937
- 16 1941
- 17 2009

Most Touchdowns, Game

- †10 vs. Baltimore, 10/22/50
- 9 vs. Detroit, 10/29/50
- 8 Five times, last vs. Atlanta 11/10/96

Most Touchdowns, Opponents, Game

- 8 @ Philadelphia, 10/8/50
- @ Baltimore, 11/25/56
- 7 @ San Francisco, 12/27/87
- @ Kansas City, 10/22/00
- @ Kansas City, 12/8/02
- 6 Many times, last vs. New England, 10/28/12

Most Touchdowns, Both Teams, Game

- 14 vs. Baltimore, 10/22/50 (Rams 10, Colts 4)
- 12 @ New York Giants, 11/14/48 (Rams 7, Giants 5)
- vs. Washington, 12/11/49 (Rams 8, Redskins 4)
- vs. Detroit, 10/29/50 (Rams 9, Lions 3)
- @ Kansas City, 10/22/00 (Chiefs 7, Rams 5)
- 11 Six times, last vs. San Francisco, 10/23/83
- (49ers 6, Rams 5)

POINTS AFTER TOUCHDOWNS**Most Points After Touchdowns, Season**

- 64 1999
- 59 1950
- 58 2000, 2001

Most Points After Touchdowns, Game

- *10 vs. Baltimore, 10/22/50
- 8 vs. Detroit, 10/29/50
- vs. San Francisco, 11/9/58
- vs. Atlanta, 11/10/96
- 7 Many times, last vs. Oakland, 11/30/14

Most Points After Touchdowns, Opponent, Game

- 8 @ Philadelphia, 10/8/50
- @ Baltimore, 11/25/56
- 7 @ San Francisco, 12/27/87
- @ Kansas City, 12/8/02
- 6 Many times, last vs. New England, 10/28/12

TWO-POINT CONVERSIONS**Most Two-Point Conversions, Season**

- 5 2012
- 4 1998, 2000, 2004
- 3 2013
- 2 1994, 1995, 1996, 1999, 2001, 2005

Most Two-Point Conversions, Opponents, Season

- 7 1997
- 3 1994, 2000
- 2 1988, 2007, 2015

Most Two-Point Conversions, Game

- *4 vs. Atlanta, 10/15/00
- 1 27 times, last vs. San Francisco, 11/1/15

Most Two-Point Conversions, Opponent, Game

- 2 @ New Orleans, 11/11/07
- 1 Many times, last vs. Seattle, 9/13/15

Most Two-Point Conversion Attempts, Season

9 2000
6 1995, 2012
5 1994

Most Two-Point Conversion Attempts, Opponent, Season

8 1997
6 2000
4 1994, 2007

FIELD GOALS**Most Field Goals Attempted, Season**

†49 1966
47 1973
45 1970

Most Field Goals Attempted, Opponent, Season

39 2007
38 2010
37 1993, 2011, 2012

Most Field Goals Attempted, Game

7 vs. Detroit, 12/9/51
vs. Denver, 9/10/06
6 Many times, last @ New Orleans, 11/26/72
5 Many times, last @ Minnesota, 11/8/15

Most Field Goals Attempted, Opponent, Game

7 vs. Baltimore, 12/4/54
vs. Minnesota, 11/5/89
6 Many times, last vs. New Orleans, 9/26/04
5 Many times, last @ Baltimore, 11/22/15

Most Field Goals Made, Game

6 vs. Denver, 9/10/06
5 vs. Detroit, 12/9/51
vs. San Diego, 10/1/00
vs. Denver, 11/16/14
4 Many times, last at Minnesota, 11/8/15

Most Field Goals Made, Opponent, Game

†7 vs. Minnesota, 11/5/89
5 vs. Dallas, 12/21/87
vs. New Orleans, 9/26/04
@ Baltimore, 10/14/07
vs. Minnesota, 12/16/12
4 Many times, last at Tampa Bay, 10/24/10

SAFETIES**Most Safeties, Game**

*3 vs. New York Giants, 9/30/84
2 vs. Green Bay, 10/21/73
2 @ Arizona, 11/6/11
1 Many times, last vs. San Francisco, 11/01/15

Most Safeties, Game, Opponent

2 @ San Francisco, 9/8/96
1 Many times, last vs. Arizona, 12/8/13

FIRST DOWNS**Most First Downs, Season**

380 2000
357 2001
335 1999, 2003

Most First Downs, Opponent, Season

337 2013
333 1994
2009
329 1996

Fewest First Downs, Season

88 1937
101 1938
103 1942

Fewest First Downs, Opponent, Season

116 1944
124 1939
129 1945

Most First Downs, Game

38 vs. New York Giants, 11/13/66
34 vs. New York Yanks, 9/28/51
vs. Arizona, 9/28/03
33 vs. Green Bay, 12/16/56

Most First Downs, Opponent, Game

36 vs. Jacksonville, 10/20/96
32 @ San Francisco, 11/20/94
30t vs. Phoenix, 10/2/88
30t vs. Chicago, 11/24/13, vs. New Orleans 12/15/13, vs.
TB 12/17/15

Most First Downs, Both Teams, Game

58 vs. Chicago Bears, 10/24/54 (Rams 30, Bears 28)
57 @ New York Yanks, 11/19/50 (Rams 32, Yanks 25)
55 vs. Buffalo, 12/10/95 (Bills 28, Rams 27)
vs. Minnesota, 12/10/00 (Rams 32, Vikings 23)

Fewest First Downs, Game

2 vs. Washington, 11/21/37
3 Four times, last @ Detroit, 9/24/40
4 Four times, last @ Detroit, 12/14/69

Fewest First Downs, Opponent, Game

1 @ Seattle, 11/4/79
2 vs. Atlanta, 9/23/73
4 vs. Chicago Cardinals, 9/17/38
vs. Chicago Cardinals, 10/22/39

Fewest First Downs, Both Teams, Game

12 vs. Chicago Cards, 10/3/37 (Rams 3, Cardinals 9)
13 @ Detroit, 10/15/44 (Rams 7, Lions 7)
15 Many times, last @ San Francisco, 11/21/76
(Rams 8, 49ers 7)

Most First Downs, Rushing, Season

177 1973
148 1983
144 1980

Fewest First Downs, Rushing, Season

†36 1942
51 1944
61 1982

Fewest First Downs, Rushing, Opponent, Season

53 1999
63 1966
64 1966, 1970

Most First Downs, Rushing, Game

21 @ New Orleans, 11/25/73
19 vs. Atlanta, 12/4/76
18 Three times, last @ Seattle, 11/4/79

Most First Downs, Rushing, Game, Opponent

20 @ Washington, 11/25/51
18 vs. New Orleans, 12/16/79
vs. Detroit, 9/7/80
17 @ Detroit, 10/12/58

Fewest First Downs, Rushing, Game

0 @ San Francisco, 12/6/64
vs. New York Jets, 11/15/70
@ Detroit, 11/17/91
@ Kansas City, 12/8/02
1 Many times, last vs. Seattle, 11/20/11
2 Many times, last vs. Green Bay, 10/21/12

Fewest First Downs, Rushing, Opponent, Game

0 Many Times, last @ Indianapolis, 11/10/13
1 Many Times, last @ San Francisco, 11/18/07
2 Many times, last vs. Oakland, 11/30/14

Most First Downs, Passing, Season

247 2000
236 2001
219 2002

Most First Downs, Passing, Opponent, Season

203 2013
198 1944
197 2012

Fewest First Downs, Passing, Season

23 1937
43 1944
44 1941

Fewest First Downs, Passing, Opponent, Season

28 1937
41 1938, 1944
43 1939

Most First Downs, Passing, Game

23 vs. Minnesota, 12/16/12
22 @ New York Giants, 10/2/05
21 Many times, last vs. San Diego, 10/1/00
20 Many times, last @ New Orleans, 11/11/07

Most First Downs, Opponent, Passing, Game

24 vs. Jacksonville, 10/20/96, vs. New Orleans 12/15/13
23 @ Detroit Lions, 9/9/12
20 @ San Francisco, 10/3/04

Fewest First Downs, Passing, Game

0 @ San Francisco, 10/10/71
1 Many times, last vs. Detroit, 10/19/86
2 Many times, last @ New Orleans, 9/15/91

Fewest First Downs, Passing, Opponent, Game

0 @ Pittsburgh, 11/13/49
vs. Atlanta, 9/23/73
1 Many times, last @ Seattle, 11/4/79
2 Many times, last vs. Atlanta, 10/26/86

Most First Downs, Penalty, Season

36 1998
35 2013
31 1990
29 1981, 2010, 2011

Most First Downs, Penalty, Opponent, Season

47 2013
35 1997
33 1969

Fewest First Downs, Penalty, Season

5 1953
6 1938
7 1940, 1942

Fewest First Downs, Penalty, Opponent, Season

4 1938, 1940
5 1937
6 1944

NET YARDS GAINED RUSHING/PASSING**Most Yards Gained, Season**

*7,075 2000
6,690 2001
6,412 1999

Most Yards Gained, Opponent, Season

5,965 2009
5,950 2008
5,885 2015

Fewest Yards Gained, Season

1,794 1937
2,253 1938
2,286 1941

Fewest Yards Gained, Opponent, Season

2,519 1945
2,717 1937
2,785 1939

Most Yards Gained, Game

735 vs. New York Yanks, 9/28/51
614 vs. San Diego, 10/1/00
613 @ New York Yanks, 11/19/50

Most Yards Gained, Opponent, Game

582 vs. Cincinnati, 10/7/90
574 @ Baltimore, 11/25/56
541 @ Green Bay, 10/18/42

Most Yards Gained, Both Teams, Game

*1,113 @ New York Yanks, 11/19/50 (Rams 636, Yanks 497)
995 vs. San Diego, 10/1/00 (Rams 614, Chargers 381)
937 vs. Denver, 9/4/00 (Rams 514, Broncos 424)

Fewest Yards Gained, Game

58 @ Chicago Bears, 11/29/42
81 vs. Chicago Cards 10/3/37
86 vs. Washington, 11/21/37

Fewest Yards Gained, Opponent, Game

*-7 @ Seattle, 11/4/79
63 vs. Green Bay, 10/21/73
68 @ Chicago Cards, 10/22/39

Most Consecutive Games, 300 or More Yards

30 2000-02
29 1949-51
22 1999-2000

RUSHING**ATTEMPTS****Most Rushing Attempts, Season**

659 1973
621 1977
615 1980

Most Rushing Attempts, Game

65 @ Minnesota, 9/19/76
63 @ Seattle, 11/4/79
61 vs. New Orleans, 10/16/77

YARDS**Most Yards Gained Rushing, Season**

2,925 1973
2,864 1984
2,799 1980

Most Yards Gained Rushing, Opponent, Season

2,475 2008
2,440 1961
2,427 2011

Fewest Yards Gained Rushing, Season

798 1938
875 1942
929 1941

Fewest Yards Gained Rushing, Opponent, Season

1,119 1967
1,189 1999
1,202 1982

Most Yards Gained Rushing, Game

371 @ New York Yanks, 11/18/51
340 @ New Orleans, 11/25/73
337 vs. Carolina, 11/11/01

Most Yards Gained Rushing, Opponent, Game

352 @ Washington, 11/25/51
330 @ Cleveland, 11/24/57
vs. Detroit, 9/7/80
307 vs. New Orleans, 11/18/81

Most Yards Gained Rushing, Both Teams, Game

*595 vs. New York Yanks, 11/18/50 (Rams 371, Yanks 224)
 548 vs. Minnesota 11/5/61 (Rams 295, Vikings 253)
 506 @ Green Bay, 10/22/44 (Packers 294, Rams 212)

Fewest Yards Gained Rushing, Game

-29 @ Washington, 10/11/42
 6 vs. Arizona, 11/20/05
 10 @ Chicago Bears, 11/29/42

Fewest Yards Gained Rushing, Opponent, Game

1 vs. Chicago Bears, 10/26/52
 6 vs. New York Giants, 11/12/89
 8 vs. New York Giants, 9/30/84

Fewest Yards Gained Rushing, Both Teams, Game

62 @ San Francisco, 12/6/64 (Rams 15, 49ers 47)
 78 @ Detroit, 11/7/99 (Rams 57, Detroit 21)
 82 vs. New Orleans, 9/6/98 (Rams 47, New Orleans 35)

TOUCHDOWNS**Most Touchdowns Rushing, Season**

28 1950
 26 2000
 24 1954

Most Touchdowns Rushing, Opponent, Season

26 1961, 2008
 24 2009
 22 1992, 1996, 2005

Most Touchdowns, Rushing, Game

7 vs. Atlanta, 12/4/76
 6 vs. New York Yanks, 11/18/51
 5 vs. Chicago, 10/24/54
 @ Detroit, 10/12/58
 vs. Minnesota, 12/10/00

Most Touchdowns, Rushing, Opponent, Game

6 vs. Cleveland, 11/24/57
 5 vs. Detroit, 10/30/60
 vs. Detroit, 9/7/80
 @ Pittsburgh, 11/3/96
 4 Many times, last @ Indianapolis, 10/17/05

Most Touchdowns Rushing, Both Teams, Game

8 vs. New York Yanks, 11/18/51 (Rams 6, Yanks 2)
 7 @ Cleveland, 11/24/57 (Rams 1, Browns 6)
 @ Detroit, 10/12/58 (Rams 5, Lions 2)
 vs. Atlanta, 12/4/76 (Rams 7, Falcons 0)
 vs. Detroit, 9/7/80 (Rams 2, Lions 5)
 6 Many times, last @ Tampa Bay, 12/18/00 (Rams 3, Buccaneers 3)

PASSING**ATTEMPTS****Most Passes Attempted, Season**

635 2002
 632 1995
 600 2003

Fewest Passes Attempted, Season

168 1937
 199 1945
 208 1944

Most Passes Attempted, Game

62 @ New York Giants, 10/2/05
 61 vs. Buffalo, 12/10/95
 56 @ San Francisco, 9/11/05

Most Passes Attempted, Opponent, Game

64 vs. Philadelphia, 11/6/49
 58 @ Arizona, 9/29/96
 vs. Atlanta, 12/2/07
 56 vs. New Orleans 12/15/13

Most Passes Attempted, Both Teams, Game

97 vs. Chicago, 12/26/99 (Bears 55, Rams 42)
 @ New York Giants, 10/2/05 (Rams 62, Giants 35)
 96 vs. Cardinals, 9/12/10 (Cardinals 41, Rams 55)
 93 vs. Atlanta, 12/2/07 (Rams 35, Atlanta 58)

Fewest Passes Attempted, Game

4 vs. Detroit, 9/10/37
 6 vs. Chicago Cards, 11/5/39
 @ New York Giants, 11/10/40
 8 vs. Chicago Bears, 10/9/38
 @ San Francisco, 11/21/76

Fewest Passes Attempted, Opponent, Game

†0 vs. Detroit, 9/10/37
 @ Pittsburgh, 11/13/49
 6 @ Brooklyn, 9/20/39
 7 vs. Chicago Cards, 11/5/39
 vs. Baltimore, 12/18/65

Fewest Passes Attempted, Both Teams, Game

4 vs. Detroit, 9/10/37 (Rams 4, Lions 0)
 24 vs. Atlanta, 9/23/73 (Rams 15, Falcons 9)
 25 Many times, last @ Pittsburgh, 11/13/49 (Rams 25, Steelers 0)

COMPLETIONS**Most Passes Completed, Season**

408 2002
 392 2005
 380 2000

Most Passes Completed, Game

40 @ New York Giants, 10/2/05
 36 vs. San Diego, 11/10/02
 35 vs. San Francisco, 10/27/85
 @ Seattle, 9/10/00
 @ Green Bay, 11/29/04
 vs. Minnesota, 12/16/12

Most Passes Completed, Opponent, Game

37 @ New York Jets, 9/25/83
 vs. Jacksonville, 10/20/96
 @ Arizona, 9/29/96
 36 vs. New England, 11/16/86
 vs. Chicago, 11/24/113
 34 @ St. Louis, 11/4/84

Most Passes Completed, Both Teams, Game

65 @ Atlanta, 9/15/13 (Falcons 31, Rams 24)
 60 @ Philadelphia, 9/9/01 (Rams 28, Eagles 32)
 59 vs. Chicago, 12/26/99 (Rams 27, Bears 32)
 @ New York Giants, 10/2/05 (Rams 40, Giants 19)

Fewest Passes Completed, Game

1 Many times, last @ New York Giants, 11/10/40
 2 @ San Francisco, 10/10/71
 3 Many times, last @ San Francisco, 11/21/76

Fewest Passes Completed, Opponent, Game

†0 vs. Pittsburgh, 11/13/49
 2 Many times, last @ Seattle, 11/4/79
 3 Many times, last @ Chicago, 9/24/72

Fewest Passes Completed, Both Teams, Game

1 vs. Detroit, 9/10/37 (Rams 1, Lions 0)
 4 vs. Chicago Bears, 10/9/38 (Rams 1, Bears 3)
 6 vs. Chicago Cards, 10/3/37 (Rams 3, Cardinals 3)
 vs. Pittsburgh, 10/29/39 (Rams 1, Steelers 5)

YARDS**Most Yards Gained, Passing, Season**

*5,492 2000
 4,903 2001
 4,480 2002

Most Yards Gained, Passing, Opponent, Season

4,085 2000
 4,024 1989
 3,913 2009

Fewest Yards Gained, Passing, Season

839 1937
 1,261 1944
 1,352 1941

Fewest Yards Gained, Passing, Opponent, Season

883 1937
 1,248 1938
 1,249 1939

Most Yards Gained, Passing, Game

541 vs. New York Yanks, 9/28/51
 506 vs. Chicago, 12/26/82
 453 vs. San Diego, 11/10/02

Most Yards Gained, Passing, Opponent, Game

483 vs. Cincinnati, 10/7/90
 475 vs. San Francisco, 11/28/93
 439 vs. San Francisco, 12/11/89

Most Yards Gained, Passing, Both Teams, Game

847 vs. Cincinnati, 10/7/90 (Rams 364, Bengals 483)
 784 vs. San Diego, 10/1/00 (Rams 451, Chargers 333)
 769 vs. Chicago 12/26/82 (Rams 506, Bears 263)

Fewest Yards Gained, Passing, Game

-18 @ San Francisco, 10/10/71
 -5 @ Dallas Texans, 11/9/52
 18 vs. Pittsburgh, 10/29/39

Fewest Yards Gained, Passing, Opponent, Game

-30 @ Seattle, 11/4/79
 -1 @ Green Bay, 10/13/74
 0 vs. Detroit, 9/10/37
 @ Pittsburgh, 11/13/49

Fewest Yards Gained, Passing, Both Teams, Game

20 vs. Detroit, 9/10/37 (Rams 20, Lions 0)
 28 @ Dallas Texans, 11/9/52 (Rams -5, Texans 33)
 44 @ San Francisco, 11/21/76 (Rams 26, 49ers 18)

COMPLETION PERCENTAGE**Highest Completion Percentage, Season**

68.8 2001
 66.2 2012
 65.4 2005

Highest Completion Percentage, Opponent, Season

68.1 2013
 66.8 2015
 65.7 2012
 63.3 2002

Highest Completion Percentage, Game (10 att.)

88.9 @ San Francisco, 11/7/54
 87.0 vs. San Francisco, 10/10/99
 86.3 vs. Seattle, 10/19/14

Highest Completion Percentage, Opponent, Game (10 att.)

91.3 vs. Cleveland, 12/26/93
 85.7 at Kansas City, 10/27/14
 84.3 at Arizona, 12/9/13

HAD INTERCEPTED**Fewest Passes Had Intercepted, Season**

7 1969
 8 2006
 10 2011

Most Passes Had Intercepted, Season

35 1941
 34 1938
 32 1981

Most Passes Had Intercepted, Game

7 Many times, last vs. Detroit, 10/26/58
 6 Many times, last @ Carolina, 12/12/04
 5 Many times, last @ Tennessee, 12/13/09

TOUCHDOWNS**Most Touchdowns, Passing, Season**

42 1999
 37 2000, 2001
 31 1950, 1980, 1988

Most Touchdowns, Passing, Game

6 vs. New York Bulldogs, 11/27/49
 vs. Washington, 12/11/49
 vs. Detroit, 10/29/50
 5 Many times, last vs. San Diego, 10/1/00
 4 Many times, last vs. Washington, 12/24/06

Most Touchdowns, Passing, Opponent, Game

5 vs. St. Louis, 9/23/60
 vs. Chicago, 10/13/63
 vs. Miami, 12/14/86
 @ San Francisco, 12/27/87
 4 Many times, last vs. New England, 10/28/12
 3 Many times, last at Green Bay, 10/16/11

SACKS**TOTAL SACKS****Most Sacks, Season**

57 1999
 56 1980, 1985, 1988
 53 1970, 2013

Fewest Sacks, Season

17 1991
 18 1982
 25 2009
 26 1994

Most Sacks, Game

10 vs. Atlanta, 9/28/69
 vs. San Diego, 10/4/70
 9 Many times, last vs. Arizona, 10/4/12
 8 Three times, last vs. Minnesota, 11/30/03

Most Sacks, Opponent, Game

11 @ Baltimore, 11/22/64
 10 @ San Francisco, 12/6/74
 vs. San Francisco, 10/11/76
 9 @ New Orleans, 12/1/85

Most Sacks, Both Teams, Game

16 @ Baltimore, 11/22/64 (Rams 5, Colts 11)
 14 @ New Orleans, 10/24/76 (Rams 9, Saints 5)
 13 vs. Tampa Bay, 11/5/78 (Rams 9, Buccaneers 4)

INTERCEPTIONS**TOTAL INTERCEPTIONS****Most Interceptions, Season**

38 1952
 32 1967, 1976
 31 1950, 1955

Most Interceptions, Game

7 vs. Detroit, 11/26/44
 vs. Green Bay, 11/11/45
 @ Chicago Bears, 10/9/49
 vs. San Francisco, 10/18/64
 6 @ Pittsburgh, 12/4/38
 @ New York Yanks, 11/19/50
 @ Dallas, 11/9/52
 @ Kansas City, 10/20/85
 @ Atlanta, 12/15/96
 5 Many times, last @ Tennessee, 12/13/09

YARDS GAINED

Most Yards, Season

712	1952
567	1999
546	1980

Most Yards, Opponent, Season

518	1952
497	1995
492	2002

Fewest Yards, Season

5	1959
15	1938
24	1939

Fewest Yards, Opponent, Season

27	1938
40	1969
61	1939

Most Yards, Game

314	vs. San Francisco, 10/18/64
225	vs. Green Bay, 9/21/80
177	vs. Jacksonville, 10/20/96

Most Yards, Opponent, Game

182	vs. Dallas Texans, 11/2/52
171	@ San Francisco, 11/26/95
149	@ Chicago, 10/11/64

Most Yards, Both Teams, Game

338	vs. San Francisco, 10/18/64 (Rams 314, 49ers 24)
308	vs. Dallas Texans, 11/2/52 (Rams 126, Texans 182)
244	vs. Detroit, 11/1/53 (Rams 129, Lions 115)

TOUCHDOWNS

Most Touchdowns By Interceptions, Both Teams, Game

3	vs. Detroit, 11/1/53 (Rams 2, Lions 1) @ Arizona, 12/30/07 (Rams 1, Cardinals 2)
2	Many times, last @ Arizona, 11/23/03 (Rams 1, Cardinals 1)

PUNTING

TOTAL PUNTS

Most Punts, Season

106	2011
98	1986
96	2015

Most Punts, Opponents, Season

108	1979
104	1978
96	1986

Most Punts, Game

12	vs. Chicago Bears, 10/9/38 vs. Green Bay, 11/26/39 @ New York, 11/10/40 @ San Francisco, 11/21/76
11	Many times, last @ vs. San Francisco, 1/3/2010
10	Many times, last vs. Seattle, 11/20/11

Most Punts, Opponent, Game

14	vs. New York Yanks, 9/28/51
12	Three times, last vs. Chicago Cardinals, 11/23/41
11	Many times, last @ Seattle, 11/4/79

AVERAGE YARDAGE

Highest Average Distance, Punting, Season

49.6	2008
47.9	2015
47.2	2007

Highest Average Distance, Punting, Game (4 punts)

56.9	vs. Arizona, 10/4/12
56.2	vs. Buffalo, 9/28/08
55.7	vs. New York Giants, 9/14/08
56.0	vs. Arizona, 10/7/07

Highest Avg. Distance, Punting, Opponent, Game (4 punts)

57.3	@ Chicago Bears, 11/16/52
55.8	@ Detroit 10/10/54
55.3	@ Washington, 10/26/41

PUNT RETURNS

TOTAL RETURNS

Most Punt Returns, Season

67	1978
62	1970
58	1969, 1979

Most Punt Returns, Opponents, Season

60	1963, 1997
59	1979
58	1998

Fewest Punt Returns, Season

14	1961
19	1993
22	1982

Fewest Punt Returns, Opponent, Season

17	2001
22	1972
23	1999

Most Punt Returns, Game

8	Many times, last @ San Francisco, 10/25/81
7	Many times, last @ Tennessee, 10/31/99
6	Many times, last vs. San Francisco, 9/7/97

Most Punt Returns, Opponent, Game

9	vs. Baltimore, 11/22/64 vs. Minnesota, 12/2/79 @ Philadelphia, 9/7/08
8	@ Detroit, 9/27/42 @ Chicago Bears, 11/29/42
7	Many times, last vs. Seattle, 11/20/11

Most Punt Returns, Both Teams, Game

15	@ Detroit, 9/27/42 (Rams 7, Lions 8) @ Baltimore, 11/27/66 (Rams 8, Colts 7)
14	@ Atlanta, 9/12/76 (Rams 7, Falcons 7)
13	vs. Chicago, 11/23/75 (Rams 7, Bears 6) @ Atlanta, 9/18/77 (Rams 8, Falcons 5) @ Tampa Bay, 9/23/79 (Rams 7, Buccaneers 6) vs. Minnesota, 12/2/79 (Rams 4, Vikings 9)

FAIR CATCHES

Most Fair Catches, Season

25	1998, 1999, 2011
24	1989, 2011
23	1997, 2005

Most Fair Catches, Opponent, Season

30	1968, 1986
28	2011
25	2015
23	2013

Most Fair Catches, Game

4	Many times, last vs. Seattle, 11/20/11
3	Many times, last at San Francisco, 10/4/09
2	Many times, last at San Francisco, 11/14/10

Most Fair Catches, Opponent, Game

5	Four times, last at San Francisco, 11/14/10
4	Many times, last at Pittsburgh, 12/2/11
3	Many times, last vs. Atlanta, 11/21/10

Most Fair Catches, Both Teams, Game

8	@ Baltimore, 11/8/71 (Rams 3, Colts 5)
7	Many times, last @ SF, 11/14/10 (Rams 2, 49ers 5)
6	Many times, last @ San Francisco, 9/17/06 (Rams 2, 49ers 4)

YARDS GAINED**Most Yards, Punt Returns, Season**

711	1978
676	1981
640	1947

Most Yards, Punt Returns, Opponent, Season

681	1963
652	1998
637	1994

Fewest Yards, Punt Returns, Season

79	2013
102	1993
129	1960
143	2004

Fewest Yards, Punt Returns, Opponent, Season

55	1972
67	1971
116	1977

Most Yards, Punt Returns, Game

219	@ Atlanta, 10/11/81
166	@ San Francisco, 10/25/81
147	@ Cincinnati 10/3/99

Most Yards, Punt Returns, Opponents, Game

155	vs. Washington, 9/21/63
148	@ Buffalo, 11/21/04
141	@ Green Bay, 10/9/94

Most Yards, Punt Returns, Both Teams, Game

*282	@ Atlanta, 10/11/81 (Rams 219, Falcons 63)
198	@ Chicago Bears, 10/10/48 (Rams 69, Bears 129)
189	@ Kansas City, 12/8/02 (Rams 94, Chiefs 95)

TOUCHDOWNS**Most Touchdowns, Punt Returns, Season**

3	1981
2	1947, 1949, 1952, 1984, 1992, 1996
1	1998, 1999, 2000, 2007, 2011, 2013, 2014, 2015

Most Touchdowns, Punt Returns, Opponent, Season

3	1951, 1994
2	1993, 2002, 2003, 2011

Most Touchdowns, Punt Returns, Game

†2	@ Atlanta, 10/11/81
	vs. Atlanta, 12/27/92

Most Touchdowns, Punt Returns, Game, Opponent

2	@ Detroit, 10/14/51
1	Many times, last vs. San Francisco, 12/26/19

KICKOFF RETURNS**Most Kickoff Returns, Season**

84	2004
82	2007
80	2008

Most Kickoff Returns, Opponent, Season

86	2001
85	1999
84	1989

Fewest Kickoff Returns, Season

26	1945
33	1977
34	1975, 2015

Fewest Kickoff Returns, Opponent, Season

19	1941
27	2015
25	2013

Most Kickoff Returns, Game

9	vs. New Orleans, 10/28/01
	at Tennessee, 12/13/09
	at Detroit, 10/10/10
8	Many times, last vs. Pittsburgh, 12/20/07
7	Many times, last vs. Atlanta, 11/21/10

Most Kickoff Returns, Opponent, Game

9	vs. San Diego, 10/1/00
8	Many times, last vs. Green Bay, 9/27/09
7	Many times, last vs. Indianapolis, 10/25/09

Most Kickoff Returns, Both Teams, Game

15	vs. New Orleans, 10/28/01 (Rams 9, Saints 6)
14	vs. Chicago Bears, 10/24/54 (Rams 7, Bears 7)
	@ San Francisco, 11/7/54 (Rams 7, 49ers 7)
	@ New Orleans, 10/23/94 (Rams 7, Saints 7)
	vs. San Diego, 10/1/00 (Rams 5, Chargers 9)
	@ Kansas City, 10/22/00 (Rams 8, Chiefs 6)

YARDS GAINED**Most Yards, Kickoff Returns, Season**

1,938	2007
1,764	2009
1,761	2008

Most Yards, Kickoff Returns, Opponent, Season

2,194	2001
2,115	1999
1,888	2000

Fewest Yards, Kickoff Returns, Season

448	1945
690	1949
705	1977

Fewest Yards, Kickoff Returns, Opponent, Season

463	1941
544	1942
545	1942

Most Yards, Kickoff Returns, Game

267	@ Kansas City, 10/22/00
254	vs. Chicago, 10/13/63
239	vs. St. Louis, 11/14/76

Most Yards, Kickoff Returns, Opponent, Game

362	vs. Detroit, 10/29/50
304	@ New Orleans, 10/23/94
263	@ New York Giants, 11/11/48

Most Yards, Kickoff Returns, Both Teams, Game

560	vs. Detroit, 10/29/50 (Rams 198, Lions 362)
501	@ New Orleans, 10/23/94 (Rams 197, Saints 304)
384	@ New York Giants 11/14/48 (Rams 121, Giants 263)

TOUCHDOWNS**Most Touchdowns, Kickoff Returns, Season**

3	1950, 1985
2	1999
1	1998, 2000, 2005

Most Touchdowns, Kickoff Returns, Opponent, Season

2	1950, 1964, 1967, 1981, 1994, 2001, 2002, 2003, 2006, 2007
1	Many times, last in 2009

Most Touchdowns, Kickoff Returns, Game

2	vs. Green Bay, 11/24/85
1	Many times, last vs. Seattle, 10/9/05

Most Touchdowns, Kickoff Returns, Game, Opponent

- 2 @ New Orleans, 10/23/94
vs. Chicago, 12/11/06
- 1 Many times, last at Detroit, 10/10/10

FUMBLES**TOTAL FUMBLES****Most Fumbles, Season**

- 42 1996
- 40 1964, 1965
- 39 1978, 1986

Most Fumbles, Opponent, Season

- 42 1996
- 40 1964, 1965
- 39 1978, 1986

Fewest Fumbles, Season

- 14 2010
- 17 1960
- 18 2008

Fewest Fumbles, Opponent, Season

- 13 1956
- 15 1974, 1982, 1994
- 16 1998

Most Fumbles, Game

- 8 vs. Detroit, 10/31/65
- 7 Many times, last vs. New Orleans, 12/16/79
- 6 Many times, last @ New York Giants, 9/7/03

Most Fumbles, Opponent, Game

- 8 @ Chicago Cards, 11/27/38
- 7 Many times, last vs. Arizona, 12/9/10
- 6 Many times, last @ Green Bay, 9/4/88

Most Fumbles, Both Teams, Game

- 14 @ Chicago Bears, 11/24/40 (Rams 7, Bears 7)
- 12 @ Chicago Bears, 9/15/39 (Rams 6, Bears 6)
- @ Chicago Bears, 11/16/52 (Rams 7, Bears 5)
- 11 @ New York Giants, 9/7/03 (Rams 6, Giants 5)
- @ New Orleans, 10/24/76 (Rams 4, Saints 7)
- @ New York Giants, 12/1/46 (Rams 6, Giants 5)
- @ Chicago Cardinals, 11/27/38 (Rams 3, Cardinals 8)

FUMBLES LOST**Most Fumbles Lost, Season**

- 24 1983
- 23 1958
- 22 1953, 1965, 1978, 1986, 2001

Most Fumbles Lost, Opponent, Season

- 24 1947, 1948
- 22 1984, 2003
- 20 1966, 1983

Most Fumbles Lost, Game

- 6 vs. New England, 12/11/83
- vs. Detroit, 10/31/65
- @ Detroit, 9/29/40
- 5 Many times, last vs. Phoenix, 9/1/91
- 4 Many times, last vs. Tampa Bay, 11/26/01

Most Fumbles Lost, Opponent, Game

- 5 @ New Orleans, 10/24/76
- @ Green Bay, 9/25/66
- @ Detroit, 10/15/44
- @ Chicago Cardinals, 11/27/38
- 4 Many times, last vs. Cardinals, 12/9/10
- 3 Many times, last @ Washington, 10/12/08

Most Fumbles Lost, Both Teams, Game

- 9 @ Chicago Bears, 9/15/39 (Rams 5, Bears 4)
- 8 Many times, Last vs. New England, 12/11/83 (Rams 6, Patriots 2)

- 7 @ Philadelphia, 12/1/02 (Rams 3, Eagles 4)
- @ Chicago Bears, 11/16/52 (Rams 4, Bears 3)
- @ Detroit, 9/29/40 (Rams 6, Lions 1)
- @ Chicago Cardinals, 11/27/38 (Rams 2, Cardinals 5)

PENALTIES**TOTAL PENALTIES****Most Penalties, Season**

- 142 1997
- 133 1978, 1996
- 131 2011

Most Penalties, Opponent, Season

- 142 1997
- 133 1978, 1996
- 126 2010

Fewest Penalties, Season

- 29 1941
- 45 1942
- 51 1959

Fewest Penalties, Opponent, Season

- 43 1945
- 46 1942
- 47 1941, 1958

Most Penalties, Game

- 15 Five times, last vs. Philadelphia, 12/18/05
- 14 Many times, last vs. New Orleans, 11/26/00
- 13 Many times, last vs. San Francisco, 11/11/12

Most Penalties, Opponent, Game

- 18 vs. Chicago Bears, 11/10/46
- vs. Cleveland, 10/7/51
- 17 vs. New Orleans, 11/26/00
- 16 @ Chicago Bears, 10/10/48

Most Penalties, Both Teams, Game

- 31 vs. New Orleans, 11/26/00 (Rams 14, Saints 17)
- 27 vs. Chicago Bears, 11/10/46 (Rams 9, Bears 18)
- 26 vs. New Orleans, 11/8/81 (Rams 13, Saints 13)
- vs. Cincinnati, 9/1/96 (Rams 11, Bengals 15)
- @ Buffalo, 11/21/04 (Rams 11, Bills 15)
- @ San Francisco, 11/14/10 (Rams 12, 49ers 14)

Fewest Penalties, Game

- 0 vs. New Orleans, 12/9/90
- vs. Baltimore, 12/18/65
- @ Chicago, 11/29/42
- @ New York, 11/16/41
- 1 Many times, last vs. Atlanta, 1/6/02
- 2 Many times, last @ Tampa Bay, 12/18/00

Fewest Penalties, Opponent, Game

- 0 @ New England 10/26/08
- vs. Chicago, 9/24/95
- vs. Minnesota, 11/19/72
- vs. New York, 9/27/41
- 1 Many times, last @ Seattle, 9/10/00
- 2 Many times, last vs. Pittsburgh, 12/20/07

Fewest Penalties, Both Teams, Game

- 1 vs. New York Yanks, 9/27/53 (Rams 1, Yanks 0)
- 2 vs. Green Bay, 12/16/62 (Rams 1, Packers 1)
- vs. Baltimore, 12/18/65 (Rams 0, Colts 2)
- 3 Many times, last @ Phoenix, 12/5/93 (Rams 1, Cardinals 2)

YARDS PENALIZED**Most Yards Penalized, Season**

- 1,169 1978
- 1,065 1997
- 1,015 1996

Most Yards Penalized, Opponent, Season

1,066 2005
1,064 1997
1,028 1951

Fewest Yards Penalized, Season

195 1938
220 1939
218 1937

Fewest Yards Penalized, Opponent, Season

220 1939
249 1938
318 1939

Most Yards Penalized, Game

162 vs. Baltimore, 10/22/50
149 @ Dallas, 11/6/60
145 @ Chicago Bears, 10/19/58

Most Yards Penalized, Opponent, Game

177 vs. San Francisco, 9/18/94
173 vs. Minnesota, 9/22/67
150 vs. Detroit, 10/3/52
137 @ Baltimore, 11/22/15

Most Yards Penalized, Both Teams, Game

269 vs. Green Bay, 12/3/50 (Rams 123, Packers 146)
267 vs. Minnesota, 9/22/67 (Rams 94, Vikings 173)
253 @ Atlanta, 11/19/67 (Rams 135, Falcons 118)

Fewest Yards Penalized, Game

0 Many times, last vs. New Orleans, 12/9/90
5 Many times, Last @ Arizona, 12/7/08
7 @ New Orleans, 10/30/88
@ Detroit, 10/12/58

Fewest Yards Penalized, Opponent, Game

†0 Three times, last @ New England, 10/26/08
5 Many times, last @ Atlanta, 10/14/93
7 @ New Orleans, 10/30/88
@ Green Bay 12/20/92

Fewest Yards Penalized, Both Teams, Game

10 vs. Green Bay, 12/16/62 (Rams 5, Packers 5)
15 vs. Chicago Cards, 11/23/41 (Rams 5, Cardinals 10)
vs. New York Yanks, 9/27/53 (Rams 15, Yanks 0)
20 Many times, last @ Phoenix, 12/5/93 (Rams 10, Cardinals 10)

RAMS BIG DAYS

Bold denotes player active with Rams

Italics denotes rookie

RUSHING

247	Willie Ellison vs. New Orleans	Dec. 5, 1971	(26 carries, 1 TD)
223	<i>Tom Wilson vs. Green Bay</i>	<i>Dec. 16, 1956</i>	<i>(23 carries, 0 TD)</i>
221	Greg Bell vs. Green Bay	Sept. 24, 1989	(28 carries, 2 TD)
220	Marshall Faulk @ New Orleans	Dec. 24, 2000	(32 carries, 2 TD)
215	Eric Dickerson vs. Houston	Dec. 9, 1984	(27 carries, 2 TD)
213	Charles White @ St. Louis	Nov. 15, 1987	(34 carries, 1 TD)
212	<i>Jerome Bettis @ New Orleans</i>	<i>Dec. 12, 1993</i>	<i>(28 carries, 1 TD)</i>
210	Greg Bell @ New England	Dec. 24, 1989	(26 carries, 1 TD)
208	Eric Dickerson @ St. Louis	Nov. 4, 1984	(21 carries 0 TD)
208	Marshall Faulk vs. Atlanta	Oct. 15, 2000	(25 carries, 1 TD)
207	Eric Dickerson vs. Tampa Bay	Oct. 5, 1986	(30 carries, 2 TD)
205	Dan Towler @ Baltimore	Nov. 22, 1953	(14 carries, 1 TD)
202	Marshall Faulk @ Carolina	Dec. 23, 2001	(30 carries, 2 TD)
199	Ollie Matson @ Chicago Bears	Oct. 11, 1959	(31 carries, 3 TD)
199	<i>Eric Dickerson vs. Detroit</i>	<i>Oct. 2, 1983</i>	<i>(30 carries, 2 TD)</i>
195	Trung Canidate @ New York Jets	Oct. 21, 2001	(23 carries, 2 TD)
193	Eric Dickerson @ St. Louis	Sept. 7, 1986	(38 carries, 2 TD)
192	<i>Eric Dickerson @ New York Jets</i>	<i>Sept. 25, 1983</i>	<i>(28 carries, 2 TD)</i>
191	Eric Dickerson @ Tampa Bay	Nov. 25, 1984	(28 carries, 3 TD)
183	Marshall Faulk vs. Carolina	Nov. 11, 2001	(15 carries, 2 TD)
183	Marshall Faulk vs. Seattle	Oct. 20, 2002	(32 carries, 3 TD)
181	Marshall Faulk @ Atlanta	Oct. 17, 1999	(18 carries, 1 TD)
179	Steven Jackson vs. Jacksonville	Oct. 30, 2005	(25 carries, 0 TD)
178	Marshall Faulk @ Arizona	Nov. 3, 2002	(27 carries, 1 TD)
170	Eric Dickerson vs. Atlanta	Oct. 26, 1986	(30 carries, 0 TD)
169	Dick Bass @ Chicago	Dec. 9, 1962	(20 carries, 1 TD)
168	Marshall Faulk vs. Atlanta	Jan. 6, 2002	(20 carries, 1 TD)
166	Ron Waller vs. Philadelphia	Sept. 30, 1956	(20 carries, 1 TD)
166	Charles White vs. Pittsburgh	Oct. 11, 1987	(33 carries, 1 TD)
164	Eric Dickerson @ New Orleans	Oct. 14, 1984	(20 carries, 0 TD)
161	Steven Jackson @ Atlanta	Dec. 28, 2008	(30 carries, 2 TD)
160	Steven Jackson vs. Dallas	Oct. 10, 2008	(25 carries, 3 TD)
159	Charles White vs. Atlanta	Dec. 13, 1987	(29 carries, 2 TD)
159	Steven Jackson vs. New Orleans	Oct. 30, 2011	(25 carries, 2 TD)
158	Greg Hill, @ Buffalo	Sept. 20, 1998	(19 carries, 2 TD)
158	Marshall Faulk vs. Oakland	Oct. 13, 2002	(26 carries, 0 TD)
155	Charles White @ Atlanta	Oct. 18, 1987	(31 carries, 0 TD)
155	Dan Towler vs. New York Yanks	Nov. 18, 1951	(13 carries, 1 TD)
154	Marshall Faulk @ New Orleans	Dec. 12, 1999	(29 carries, 1 TD)
154	Dan Towler vs. Chicago Bears	Oct. 25, 1953	(24 carries, 1 TD)
152	Lawrence McCutcheon @ New Orleans	Nov. 25, 1973	(20 carries, 0 TD)
152	Lawrence McCutcheon @ Chicago	Dec. 2, 1973	(24 carries, 0 TD)
152	Lawrence McCutcheon vs. Atlanta	Dec. 11, 1977	(17 carries, 0 TD)
150	Eric Dickerson @ Seattle	Sept. 23, 1985	(31 carries, 3 TD)
150	Eric Dickerson vs. Green Bay	Nov. 24, 1985	(31 carries, 1 TD)
150	Steven Jackson vs. Washington	Dec. 24, 2006	(33 carries, 1 TD)
159	Todd Gurley @ Green Bay	Oct. 11, 2015	(30 carries, 0 TD)
140	Todd Gurley vs. Detroit	Dec. 13, 2015	(16 carries, 2 TD)
146	Todd Gurley @ Arizona	Oct. 4, 2015	(19 carries, 0 TD)
128	Todd Gurley vs. Cleveland	Oct. 25, 2015	(19 carries, 2 TD)
133	Todd Gurley vs. San Francisco	Nov. 1, 2015	(20 carries, 1 TD)

CAREER 100-YARD RUSHING GAMES

Games	Player	W-L-T
38	Eric Dickerson	27-11
33	Steven Jackson	17-15-1
27	Marshall Faulk	27-0
22	Lawrence McCutcheon	19-2-1
11	Jerome Bettis	3-8
10	Dick Bass	6-4
10	Dan Towler	10-0
8	Wendell Tyler	6-2
8	Charles White	7-1
7	Greg Bell	6-1
7	Paul (Tank) Younger	3-3-1
6	Cleveland Gary	4-2
5	Jon Arnett	2-3
5	Willie Ellison	2-2-1
5	Ron Waller	4-1
5	Tim Wilson	2-3
5	Todd Gurley	4-1
4	Skeet Quinlan	1-3
4	Zac Stacy	2-2

Games	Player.....	W-L-T
3	Cullen Bryant.....	3-0
3	John Cappelletti	2-0-1
3	Ollie Matson	2-1
3	Lawrence Phillips	3-0
2	Trung Canidate	2-0
2	Dick Hoerner	1-0-1
2	Les Josephson	2-0
2	Joe Marconi.....	2-0
2	Elvis Peacock.....	2-0
2	Bob Thomas	2-0
2	Tre Mason	2-0
1	Benny Cunningham	1-0
1	Jim Bertelsen	1-0
1	Robert Delpino	1-0
1	Harold Green.....	1-0
1	Greg Hill.....	1-0
1	Brian Leonard.....	0-1
1	Jerald Moore	1-0
1	Kenny Washington	1-0
1	Justin Watson.....	1-0

GAMES WITH MORE THAN ONE 100-YARD RUSHER

Nov. 8, 1953	vs. San Francisco, Skeet Quinlan (11-119) and Paul Younger (12-101)
Oct. 24, 1954	vs. Chicago Bears, Dan Towler (15-123) and Paul Younger (27-106)
Oct. 31, 1954	vs. Detroit, Paul Younger (18-140) and Skeet Quinlan (13-119)
Dec. 4, 1955	vs. Baltimore, Ron Waller (24-138) and Paul Younger (25-132)
Sept. 16, 1973	@ Kansas City, Jim Bertelsen (28-143) and Lawrence McCutcheon (21-120)
Sept. 12, 1976	@ Atlanta, Lawrence McCutcheon (26-115) and John Cappelletti (22-102)
Sept. 19, 1976	@ Minnesota, John Cappelletti (28-128) and Lawrence McCutcheon (29-110)
Nov. 11, 1996	vs. Atlanta, Lawrence Phillips (14-106) and Harold Green (13-106)
Nov. 11, 2001	vs. Carolina, Marshall Faulk (15-183) and Trung Canidate (16-145)

PASSING

554	Norm Van Brocklin vs. New York Yanks.....	Sept. 28, 1951	(30 / 46, 0 TD, 0 Int)
509	Vince Ferragamo vs. Chicago.....	Dec. 26, 1982	(30 / 46, 3 TD, 2 Int)
454	Jim Everett @ New Orleans	Nov. 26, 1989	(29 / 51, 1 TD, 2 Int)
453	Marc Bulger vs. San Diego	Nov. 10, 2002	(36 / 48, 4 TD, 0 Int)
450	Marc Bulger vs. New York Jets.....	Jan. 2, 2005	(29 / 39, 3 TD, 2 Int)
448	Marc Bulger @ Green Bay.....	Nov. 29, 2004	(35 / 53, 2 TD, 1 Int)
442	Marc Bulger @ New York Giants.....	Oct. 2, 2005	(40 / 62, 2 TD, 3 Int)
441	Kurt Warner vs. Denver	Sept. 4, 2000	(25 / 35, 3 TD, 3 Int)
436	James Harris @ Miami.....	Oct. 3, 1976	(17 / 29, 2 TD, 1 Int)
431	Trent Green vs. Carolina.....	Nov. 5, 2000	(29 / 42, 2 TD, 0 Int)
406	Jim Hardy vs. Chicago Cardinals.....	Oct. 31, 1948	(28 / 53, 3 TD, 2 Int)
401	Tony Banks @ Atlanta	Nov. 2, 1997	(30 / 42, 2 TD, 1 Int)
401	Kurt Warner @ New England	Nov. 18, 2001	(23 / 34, 3 TD, 2 Int)
394	Kurt Warner vs. San Francisco.....	Sept. 17, 2000	(23 / 34, 2 TD, 2 Int)
390	Kurt Warner vs. San Diego	Oct. 1, 2000	(24 / 30, 4 TD, 0 Int)
388	Marc Bulger vs. Washington	Dec. 24, 2006	(25 / 38, 4 TD, 0 Int)
385	Kurt Warner vs. New Orleans	Oct. 28, 2001	(29 / 47, 1 TD, 4 Int)
378	Marc Bulger @ San Francisco.....	Nov. 2, 2003	(26 / 42, 1 TD, 2 Int)
377	Jim Everett @ Philadelphia.....	Nov. 6, 1988	(24 / 45, 2 TD, 4 Int)
377	Sam Bradford vs. Minnesota.....	Dec. 16, 2012	(35/55, 3 TD, 1 Int)
375	Marc Bulger @ Pittsburgh.....	Oct. 26, 2003	(22 / 37, 1 TD, 0 Int)
375	Austin Davis @ Philadelphia.....	Oct. 5, 2014	(29/49, 3 TD, 0 Int)
372	Billy Wade @ Green Bay	Nov. 16, 1958	(19 / 42, 1 TD, 2 Int)
372	Jim Everett vs. Cincinnati.....	Oct. 7, 1990	(25 / 46, 2 TD, 0 Int)
372	Mark Rypien vs. Buffalo	Dec. 10, 1995	(31 / 55, 1 TD, 2 Int)
368	Jim Everett vs. Indianapolis	Sept. 17, 1989	(28 / 35, 3 TD, 1 Int)
368	Marc Bulger vs. San Francisco.....	Sept. 19, 2007	(24 / 41, 1 TD, 0 Int)
366	Trent Green vs. Washington	Nov. 20, 2000	(23 / 38, 2 TD, 1 Int)
365	Jim Everett @ Denver	Nov. 27, 1988	(25 / 47, 2 TD, 1 Int)
365	Jim Everett vs. New Orleans.....	Dec. 9, 1990	(31 / 50, 1 TD, 2 Int)
362	Marc Bulger @ San Francisco.....	Sept. 11, 2005	(34 / 56, 2 TD, 1 Int)
360	Marc Bulger vs. Seattle.....	Oct. 15, 2006	(26 / 39, 3 TD, 1 Int)
359	Kurt Warner vs. Indianapolis	Dec. 30, 2001	(23 / 30, 3 TD, 1 Int)
358	Marc Bulger vs. New Orleans	Sept. 26, 2004	(32 / 49, 1 TD, 0 Int)
356	Billy Wade @ Baltimore	Nov. 23, 1958	(24 / 41, 0 TD, 2 Int)
356	Marc Bulger vs. Chicago.....	Dec. 11, 2006	(34 / 55, 3 TD, 0 Int)
354	Jamie Martin vs. San Francisco.....	Dec. 24, 2005	(33 / 41, 1 TD, 2 Int)
354	Marc Bulger vs. Kansas City.....	Nov. 5, 2006	(31 / 42, 1 TD, 0 Int)

353	Tony Banks @ Baltimore	Oct. 27, 1996	(26 / 40, 1 TD, 1 Int)
352	Marc Bulger vs. Atlanta	Oct. 13, 2003	(23 / 34, 2 TD, 2 Int)
352	Sam Bradford @ Atlanta	Sept. 15, 2013	(32 / 55, 3 TD, 1 Int)
351	Kurt Warner @ Carolina	Dec. 5, 1999	(22 / 31, 3 TD, 2 Int)

CAREER 300-YARD PASSING GAMES

Games	Player	W-L-T	Games	Player	W-L-T
30	Kurt Warner	22-8	3	Bill Wade	1-2
27	Marc Bulger	12-15	2	Dieter Brock	0-2
20	Jim Everett	10-10	2	Bob Waterfield	2-0
7	Sam Bradford	2-5	2	Austin Davis	0-2
5	Norm Van Brocklin	4-1	1	Zeke Bratkowski	1-0
3	Tony Banks	1-2	1	Ryan Fitzpatrick	1-0
3	Vince Ferragamo	1-2	1	Gus Frerotte	1-0
3	Roman Gabriel	2-1	1	Pat Haden	0-1
3	Trent Green	2-1	1	Jim Hardy	0-1
3	Chris Miller	1-2	1	James Harris	1-0
3	Mark Rypien	0-3	1	Jamie Martin	1-0

RECEIVING

336	*Willie Anderson @ New Orleans	Nov. 26, 1989	(15 receptions, 1 TD)
303	Jim Benton @ Detroit	Nov. 22, 1945	(10 receptions, 1 TD)
238	Harold Jackson vs. Dallas	Oct. 14, 1973	(7 receptions, 4 TD)
233	Isaac Bruce @ Atlanta	Nov. 2, 1997	(10 receptions, 3 TD)
230	Henry Ellard vs. Indianapolis	Sept. 17, 1989	(12 receptions, 1 TD)
229	Isaac Bruce @ Baltimore	Oct. 27, 1996	(11 receptions, 1 TD)
226	Eddie Kennison @ Atlanta	Dec. 15, 1996	(5 receptions, 3 TD)
220	Ron Jessie @ Miami	Oct. 3, 1976	(7 receptions, 2 TD)
210	Isaac Bruce vs. Miami	Dec. 24, 1995	(15 receptions, 1 TD)
208	Jim Phillips @ Green Bay	Nov. 16, 1958	(8 receptions, 1 TD)
207	Carroll Dale @ Detroit	Nov. 17, 1963	(7 receptions, 3 TD)
204	Marshall Faulk (RB) vs. Chicago	Dec. 26, 1999	(12 receptions, 1 TD)
203	Torry Holt vs. Indianapolis	Dec. 30, 2001	(7 receptions, 2 TD)
202	Jim Benton @ New York Yanks	Dec. 5, 1946	(12 receptions, 2 TD)
200	Tommy McDonald vs. Cleveland	Dec. 12, 1965	(6 receptions, 2 TD)
200	Torry Holt @ San Francisco	Nov. 2, 2003	(11 receptions, 1 TD)
196	Elroy Hirsch vs. Green Bay	Dec. 12, 1953	(9 receptions, 0 TD)
195	Elroy Hirsch vs. Chicago Cardinals	Nov. 11, 1951	(6 receptions, 2 TD)
192	Isaac Bruce, vs. Minnesota	Sept. 13, 1998	(11 receptions, 1 TD)
191	Isaac Bruce, vs. Atlanta	Oct. 12, 1995	(10 receptions, 2 TD)
189	Tom Fears vs. Green Bay	Dec. 3, 1950	(3 receptions, 2 TD)
189	Torry Holt @ Atlanta	Sept. 24, 2000	(3 receptions, 2 TD)
188	Isaac Bruce vs. San Francisco	Sept. 17, 2000	(8 receptions, 1 TD)
183	George Farmer vs. Chicago	Dec. 26, 1982	(9 receptions, 1 TD)
181	Isaac Bruce @ Indianapolis	Oct. 1, 1995	(8 receptions, 2 TD)
179	Isaac Bruce vs. New Orleans	Oct. 28, 2001	(7 receptions, 1 TD)
175	Del Shofner vs. Baltimore	Dec. 6, 1958	(5 receptions, 1 TD)
174	Torry Holt @ Pittsburgh	Oct. 26, 2003	(7 receptions, 1 TD)
173	Elroy Hirsch @ New York Yanks	Sept. 28, 1951	(9 receptions, 4 TD)
173	Isaac Bruce vs. San Francisco	Oct. 22, 1995	(9 receptions, 0 TD)
172	Torry Holt vs. Minnesota	Dec. 10, 2000	(9 receptions, 0 TD)
171	Henry Ellard @ Detroit	Dec. 6, 1987	(7 receptions, 1 TD)
170	Isaac Bruce @ Green Bay	Nov. 29, 2004	(9 receptions, 1 TD)
169	Del Shofner @ Detroit	Nov. 15, 1959	(5 receptions, 1 TD)
168	Elroy Hirsch @ Green Bay	Oct. 11 1953	(8 receptions, 0 TD)
167	Henry Ellard @ Denver	Nov. 27, 1988	(11 receptions, 2 TD)
167	Isaac Bruce vs. San Diego	Oct. 1, 2000	(9 receptions, 2 TD)
166	Henry Ellard @ Philadelphia	Nov. 6, 1988	(7 receptions, 1 TD)
165	Henry Ellard vs. Atlanta	Oct. 8, 1989	(8 receptions, 0 TD)
165	Torry Holt @ Tampa Bay	Dec. 18, 2000	(9 receptions, 1 TD)
163	Elroy Hirsch @ San Francisco	Oct. 28, 1951	(4 receptions, 1 TD)
163	Jim Phillips vs. Chicago	Sept. 23, 1961	(9 receptions, 0 TD)
163	Henry Ellard vs. Phoenix	Nov. 19, 1989	(7 receptions, 2 TD)
163	Isaac Bruce vs. San Diego	Nov. 10, 2002	(10 receptions, 3 TD)
163	Torry Holt, vs. Tennessee	Sept. 25, 2005	(9 receptions, 1 TD)
163	Torry Holt, vs. San Francisco	Dec. 24, 2005	(10 receptions, 1 TD)
163	Donnie Avery @ New England	Oct. 26, 2008	(6 receptions, 1 TD)
162	Tom Fears @ New York Yanks	Sept. 28, 1951	(7 receptions, 0 TD)
161	Torry Holt vs. Atlanta	Oct. 13, 2003	(11 receptions, 2 TD)
160	Danny Amendola	Sept. 16, 2012	(15 receptions, 1 TD)
160	Henry Ellard vs. Kansas City	Nov. 10, 1991	(8 receptions, 1 TD)

160	Torry Holt vs. San Francisco.....	Dec. 5, 2004	(10 receptions, 1 TD)
159	Tom Fears vs. Washington	Dec. 11, 1949	(10 receptions, 2 TD)
157	Elroy Hirsch @ New York Yanks	Nov. 19, 1954	(5 receptions, 0 TD)
157	Bob Boyd vs. San Francisco.....	Oct. 3, 1954	(5 receptions, 1 TD)
155	Tommy McDonald @ Chicago	Oct. 10, 1965	(9 receptions, 0 TD)
154	Jim Phillips @ New York Giants	Oct 22, 1961	(8 receptions, 1 TD)
154	Willie Anderson @ Atlanta	Sept. 11, 1994	(5 receptions, 1 TD)
154	Torry Holt vs. Seattle	Oct. 15, 2006	(8 receptions, 3 TD)
152	Isaac Bruce @ Cincinnati.....	Oct. 3, 1999	(6 receptions, 0 TD)
152	Drew Hill @ Pittsburgh.....	Sept. 16, 1984	(4 receptions, 1 TD)
151	Jim Benton, @ Chicago	Oct. 21, 1945	(7 receptions, 1 TD)
151	Jim Phillips, @ Dallas	Nov. 6, 1960	(7 receptions, 2 TD)
151	Jack Snow, @ Baltimore.....	Oct. 15, 1967	(3 receptions, 2 TD)
151	Ron Jessie, @ Atlanta	Nov. 16, 1975	(10 receptions, 1 TD)
151	Torry Holt @ Carolina	Dec. 12, 2004	(6 receptions, 1 TD)
150	Elroy Hirsch, @ San Francisco.....	Oct. 7, 1956	(8 receptions, 2 TD)
150	Jack Snow, vs. Detroit	Dec. 14, 1970	(7 receptions, 0 TD)

*NFL Record

GAMES WITH MORE THAN ONE 100-YARD RECEIVER

Dec. 11, 1949	vs. Washington, Tom Fears (10-159) and Bob Shaw (5 -137)
Sept. 22, 1950	vs. New York Yanks, Glen Davis (5-103) and Dick Hoerner (4-105)
Nov. 19, 1950	@ New York Yanks, Dick Hoerner (14-125) and Elroy Hirsch (8-157)
Sept. 28, 1951	@ New York Yanks, Tom Fears (7-162), Elroy Hirsch (9-173), and Verda (V.T.) Smith (2-103)
Dec. 14, 1952	vs. Pittsburgh, Tom Fears (10-122) and Elroy Hirsch (4-108)
Oct. 4, 1953	@ San Francisco, Bob Boyd (4-107) and Elroy Hirsch (9-107)
Sept. 26, 1954	@ Baltimore, Skeet Quinlan (4-135) and Bob Boyd (4-121)
Oct. 10, 1954	@ Detroit, Bob Boyd (8-128) and Elroy Hirsch (6-105)
Nov. 21, 1954	@ New York Giants, Bob Boyd (5-103) and Tom Fears (9-136)
Dec. 12, 1954	vs. Green Bay, Bob Boyd (4-106) and Elroy Hirsch (5-119)
Oct. 7, 1956	@ San Francisco, Elroy Hirsch (8-150) and Bob Boyd (7-119)
Nov. 23, 1958	@ Baltimore, Lamar Lundy (6-103) and Del Shofner (8-110)
Oct. 11, 1964	@ Chicago, Jim Phillips (7-110) and Bucky Pope (4-108)
Nov. 1, 1964	@ Detroit, Carroll Dale (7-109) and Marlin McKeever (6-100)
Dec. 4, 1976	vs. Atlanta, Ron Jessie (4-112) and Dwight Scales (2-102)
Dec. 26, 1982	vs. Chicago, George Farmer (9-183) and Preston Dennard (5-122)
Sept. 9, 1990	@ Green Bay, Henry Ellard (6-106) and Willie Anderson (5-128)
Oct. 7, 1990	vs. Cincinnati, Henry Ellard (7-100) and Willie Anderson (7-144)
Dec. 9, 1990	vs. New Orleans, Henry Ellard (5-107) and Willie Anderson (5-123)
Sept. 1, 1991	vs. Phoenix, Robert Delpino (10-113) and Henry Ellard (7-116)
Dec. 5, 1999	@ Carolina, Isaac Bruce (6-111) and Az-Zahir Hakim (4-122)
Dec. 12, 1999	@ New Orleans, Isaac Bruce (4-102) and Torry Holt (6-113)
Sept. 4, 2000	vs. Denver, Az-Zahir Hakim (5-118), Torry Holt (6-103), and Marshall Faulk (4-100)
Oct. 1, 2000	vs. San Diego, Isaac Bruce (9-167), Marshall Faulk (6-116), and Az-Zahir Hakim (5-104)
Nov. 5, 2000	vs. Carolina, Az-Zahir Hakim (8-147) and Torry Holt (4-130)
Nov. 10, 2002	vs. San Diego, Isaac Bruce (10-163) and Torry Holt (7-118)
Sept. 7, 2003	@ New York Giants, Isaac Bruce (8-120), and Torry Holt (7-111)
Sept. 19, 2004	@ Atlanta, Torry Holt (9-121) and Isaac Bruce (5-102)
Oct. 1, 2006	vs. Detroit, Isaac Bruce (7-100) and Torry Holt (6-102)
Dec. 24, 2006	vs. Washington, Isaac Bruce (9-148) and Steven Jackson (6-102)

CAREER 100-YARD RECEIVING GAMES

Games	Player	W-L-T
46	Torry Holt	27-19
43	Isaac Bruce	22-21
26	Henry Ellard	12-14
21	Elroy Hirsch.....	12-9
16	Tom Fears.....	8-7-1
15	Bob Boyd.....	9-5-1
14	Jim Phillips.....	4-9-1
10	Jack Snow.....	5-4-1
9	Willie Anderson.....	4-5
8	Carroll Dale	2-5-1
8	Harold Jackson.....	5-3
8	Del Shofner	2-6
6	Tommy McDonald	4-2
5	Bernie Casey.....	3-0-2
5	Ron Jessie	5-0
4	Jim Benton	3-1
4	Marshall Faulk (RB)	4-0
4	Az-Zahir Hakim	3-1

Games	Player.....	W-L-T
4	Martin McKeever (TE).....	1-3
3	Kenny Britt.....	1-2
3	Preston Dennard	1-2
3	Drew Hill.....	1-2
3	Amp Lee (RB)	1-2
3	Bucky Pope	1-2
2	Bob Carey	1-1
2	Robert Delpino (RB).....	0-2
2	George Farmer.....	0-2
2	Steven Jackson (RB)	1-1
2	Eddie Kennison	1-1
2	Willie Miller.....	1-1
2	Ricky Proehl.....	2-0
2	Verda (V. T.) Smith (RB).....	1-1
2	Billy Truax (TE).....	2-0
2	Wendell Tucker	2-0
2	Danny Amendola.....	1-0-1
2	Chris Givens.....	1-1

Games	Player.....	W-L-T
1	Danario Alexander (WR).....	0-1
1	Jon Arnett (RB).....	0-1
1	Donnie Avery (WR).....	0-1
1	Johnny Bailey (RB).....	0-1
1	Mike Barber (TE).....	0-1
1	Jim Bertlesen (RB).....	0-1
1	Ron Brown.....	1-0
1	Leon Clarke.....	1-0
1	Mark Clayton (WR).....	0-1
1	Aaron Cox.....	1-0
1	Kevin Curtis.....	1-0
1	Glen Davis.....	1-0
1	Troy Drayton (TE).....	1-0
1	Pete Holohan (TE).....	1-0

Games	Player.....	W-L-T
1	Tom Keane.....	1-0
1	Lamar Lundy (TE).....	0-1
1	Ollie Matson (RB).....	0-1
1	Shaun McDonald.....	0-1
1	Dwight Scales.....	1-0
1	Bob Shaw.....	1-0
1	Clendon Thomas (RB).....	0-1
1	Billy Waddy.....	1-0
1	Brandon Gibson.....	1-0
1	Lance Kendricks (TE).....	1-0
1	Jared Cook (TE).....	1-0
1	Tavon Austin.....	1-0
1	Stedman Bailey.....	1-0

GAMES WITH 300-YARD PASSER, 100-YARD RUSHER, 100-YARD RECEIVER

vs. San Francisco, Oct. 23, 1983	QB Vince Ferragamo (26-35, 327 yds, 5 TD, 2 Int.); RB Eric Dickerson (25-144); TE Mike Barber (8-113, 1 TD)
@ Detroit, Dec. 6, 1987	QB Jim Everett (20-26, 324 yds, 2 TD, 2 Int.); RB Charles White (29-102, 1 TD); WR Henry Ellard (7-171, 1 TD)
@ Denver, Nov. 27, 1988	QB Jim Everett (25-47, 365 yds, 2 TD, 1 Int.); RB Greg Bell (22-112, 1 TD); WR Henry Ellard (11-167, 2 TD)
vs. Atlanta, Oct. 21, 1990	QB Jim Everett (24-38, 302 yds, 3 TD); RB Cleveland Gary (19-102, 2 TD); WR Henry Ellard (6-109, 1 TD)
@ Atlanta, Dec. 15, 1996	QB Tony Banks (11-16, 304 yds, 3 TD, 1 Int.); RB Lawrence Phillips (22-122, 1 TD); WR Eddie Kennison (5-226, 3 TD)
@ Carolina, Dec. 5, 1999	QB Kurt Warner (22-31, 351 yds, 3 TD, 2 Int.); RB Marshall Faulk (22-118); WR Az-Zahir Hakim (4-122, 2 TD); WR Isaac Bruce (6-111)
@ New Orleans, Dec. 12, 1999	QB Kurt Warner (21-31, 346 yds, 2 TD, 1 Int.); RB Marshall Faulk (29-154, 1 TD); WR Torry Holt (6-112); WR Isaac Bruce (4-102)
vs. San Francisco, Sept. 17, 2000	QB Kurt Warner (23-34, 394 yds, 2 TD, 2 Int.); RB Marshall Faulk (25-134, 3 TD); WR Isaac Bruce (8-188, 1 TD)
vs. San Diego, Oct. 1, 2000	QB Kurt Warner (30-24, 390, 4 TD); RB Justin Watson (14-102, 1 TD); WR Isaac Bruce (9-167, 2 TD); RB Marshall Faulk (6-116, 2 TD); WR Az-Zahir Hakim (5-104)
vs. Minnesota, Dec. 10, 2000	QB Kurt Warner (27-32, 346 yds); RB Marshall Faulk (25-135, 4 TD); WR Torry Holt (9-172)
@ San Francisco, Sept. 23, 2001	QB Kurt Warner (24-35, 321 yds, 3 TD, 1 Int.); RB Marshall Faulk (18-105); WR Isaac Bruce (8-144, 1 TD)
vs. Indianapolis, Dec. 30, 2001	QB Kurt Warner (23-20, 359 yds, 3 TD, 1 Int.); RB Marshall Faulk (25-118, 3 TD); WR Torry Holt (7-203, 2 TD)
@ Arizona, Nov. 23, 2003	QB Marc Bulger (28-44, 329 yds, 1 TD, 4 Int.); RB Marshall Faulk (24-100, 1 TD); WR Torry Holt (9-145)
@ Houston, Nov. 27, 2005	QB Ryan Fitzpatrick (19-30, 310 yards, 1 TD, 3 Int.); RB Steven Jackson (25-110, 1 TD); WR Torry Holt (10-130, 1 TD)
vs. Washington	QB Marc Bulger (28-38), 388 yards, 4 TD, 0 Int.); RB Steven Jackson (33-150, 1 TD); WR Isaac Bruce (9-148, 1 TD); RB Steven Jackson (6-102, 1 TD)

LARGEST MARGIN OF VICTORY

59 points (59-0)	vs. Atlanta, Dec. 4, 1976
52 points (52-0)	vs. Oakland, Nov. 30, 2014
49 points (56-7)	vs. San Francisco, Nov. 9, 1958
48 points (48-0)	@ Baltimore, Sept. 26, 1954
43 points (70-27)	vs. Baltimore, Oct. 22, 1950
(45-21)	vs. Baltimore, Dec. 5, 1953
(59-16)	vs. Atlanta, Nov. 10, 1996
41 points (65-24)	vs. Detroit, Oct. 29, 1950
(55-14)	vs. New York Giants, Nov. 13, 1966
40 points (54-14)	@ New York Yanks, Sept. 28, 1951
39 points (42-3)	@ Philadelphia, Nov. 3, 1975
(45-6)	vs. Seattle, Oct. 31, 1976

LARGEST MARGIN OF DEFEAT

48 points (48-0)	@ San Francisco, Dec. 27, 1987
44 points (47-3)	@ New York Jets, Nov. 9, 2008
47 points (47-0)	@ Chicago Bears, Nov. 29, 1942
40 points (47-7)	@ Tennessee, Dec. 13, 2009
39 points (49-10)	@ Kansas City, Dec. 8, 2002
38 points (52-14)	vs. Chicago Bears, Oct. 13, 1963
(44-6)	@ Detroit, Oct. 10, 2010
(45-7)	vs. New England, Oct. 28, 2012
36 points (56-20)	@ Philadelphia, Oct. 8, 1950
(42-6)	@ Pittsburgh, Nov. 3, 1996
(42-6)	vs. Indianapolis, Oct. 25, 2009
35 points (35-0)	@ San Francisco, Oct. 4, 2009
(38-3)	@ Philadelphia, Sept. 7, 2008
(35-0)	@ San Francisco, Oct. 8, 1961
(56-21)	@ Baltimore, Nov. 25, 1956
(42-7)	vs. Green Bay, Nov. 12, 1944
(49-14)	@ New York, Nov. 16, 1941

STAT PACK - POSTSEASON

2016 MEDIA GUIDE



ALL-TIME PLAYOFF LEADERS



RUSHING

	Years	G	Att.	Yds.	Avg.	Long	TD
McCutcheon, Lawrence	(1972-79)	11	173	687	4.0	26	2
Dickerson, Eric	(1983-87)	6	133	674	5.1	65	3
Faulk, Marshall	(1999-2006)	10	155	561	3.6	38	6
Bryant, Cullen	(1973-82, 87)	14	102	413	4.0	17	2
Bell, Greg	(1987-89)	4	71	322	4.5	54	1
Tyler, Wendell	(1977-82)	4	65	228	3.5	39	1
Cappelletti, John	(1974-78)	8	60	201	3.4	16	1
Towler, Dan	(1950-55)	5	45	166	3.7	17	2
Bertelsen, Jim	(1972-76)	5	32	136	4.3	13	0
Hoerner, Dick	(1947-51)	4	43	120	2.8	24	3
NFL Record							
Smith, Emmitt	(1990-2004)	17	349	1,586	4.5	65	19

RECEIVING (Based on Receptions)

	Years	G	No.	Yds.	Avg.	Long	TD
Faulk, Marshall	(1999-2006)	10	49	509	10.4	52	2
Holt, Torry	(1999-2008)	10	47	630	13.4	52	4
Bruce, Isaac	(1994-2007)	9	44	759	17.3	77t	4
Fears, Tom	(1948-56)	6	28	572	20.4	73t	5
Ellard, Henry	(1983-93)	10	28	419	15.0	39	1
Jackson, Harold	(1973-77)	8	21	505	24.0	73	4
Hakim, Az-Zahir	(1998-2001)	7	21	284	13.5	38	0
Jessie, Ron	(1975-79)	6	20	314	15.7	41	1
Dennard, Preston	(1978-83)	8	18	314	17.4	35	3
McCutcheon, Lawrence	(1972-79)	11	17	152	8.9	17	0
NFL Record							
Rice, Jerry	(1985-2004)	28	151	2,245	14.9	73t	22

RECEIVING (Based on Yards)

	Years	G	No.	Yds.	Avg.	Long	TD
Bruce, Isaac	(1994-2007)	9	44	759	17.3	77t	4
Holt, Torry	(1999-2008)	10	47	630	13.4	52	4
Fears, Tom	(1948-56)	6	28	572	20.4	73t	5
Faulk, Marshall	(1999-2006)	10	49	509	10.4	52	2
Jackson, Harold	(1973-77)	8	21	505	24.0	73	4
Ellard, Henry	(1983-93)	10	28	419	15.0	39	1
Jessie, Ron	(1975-79)	6	20	314	15.7	41	1
Dennard, Preston	(1978-83)	8	18	314	17.4	35	3
Hakim, Az-Zahir	(1998-2001)	7	21	284	13.5	38	0
Curtis, Kevin	(2003-2006)	2	11	235	21.4	57t	1
NFL Record							
Rice, Jerry	(1985-2004)	28	151	2,245	14.9	73t	22

PASSING (Based on Yards)

	Years	G	Att.	Comp.	Pct.	Yds.	TD	Int.
Warner, Kurt	(1998-2003)	7	268	169	63.1	2,221	15	10
Ferragamo, Vince	(1977-80, 82-84)	7	188	92	48.9	1,227	5	11
Everett, Jim	(1986-93)	5	176	87	49.4	1,120	7	11
Waterfield, Bob	(1945-52)	7	124	63	50.8	965	6	11
Bulger, Marc	(2001-)	3	113	68	60.2	944	4	5
NFL Record								
Montana, Joe	(1979-95)	23	734	460	62.7	5,772	45	21

YARDS FROM SCRIMMAGE

	Years	G	Rushing	Receiving	Total
Faulk, Marshall	(1999-2006)	10	561	509	1,070
McCutcheon, Lawrence	(1972-79)	11	687	152	839
Bruce, Isaac	(1994-2007)	9	1	759	760
Dickerson, Eric	(1983-87)	6	674	30	704
Holt, Torry	(1999-2008)	10	0	630	630
Fears, Tom	(1948-56)	6	16	572	588
Bryant, Cullen	(1973-82, 87)	14	413	139	552
Jackson, Harold	(1973-77)	8	0	505	505
Ellard, Henry	(1983-93)	10	2	419	421
Bell, Greg	(1987-87)	4	322	57	379
NFL Record					
Rice, Jerry	(1985-2004)	28	44	2,245	2,289

SCORING

	Years	G	TD	PAT	FG	TOTAL
Wilkins, Jeff	(1997-2007)	10	0	26	17	77
Faulk, Marshall	(1999-2006)	10	8	1*	0	50
Lansford, Mike	(1982-90)	10	0	14	9	41
Fears, Tom	(1948-56)	.6	5	0	0	30
Corral, Frank	(1978-81)	6	0	9	7	30
Bruce, Isaac	(1994-2007)	9	4	0	0	24
Holt, Torry	(1999-2008)	10	4	0	0	24
Waterfield, Bob	(1945-52)	7	0	14	2	20
Jackson, Harold	(1973-77)	8	4	0	0	20
Hoerner, Dick	(1947-51)	4	3	0	0	18
Dennard, Preston	(1978-83)	.8	3	0	0	18
Dickerson, Eric	(1983-87)	6	3	0	0	18
NFL Record						
Vinatieri, Adam	(1996-)	23	0	51	42	177

FIELD GOALS

	Years	G	Att.	Made	Pct.	Long
Lansford, Mike	(1982-90)	10	12	9	75.0	43
Wilkins, Jeff	(1997-2007)	10	23	17	73.9	55
Corral, Frank	(1978-81)	6	11	7	63.6	45
Ray, David	(1969-74)	4	7	4	57.1	40
NFL Record (Min. 10 Field Goals)						
Martin Gramatica	(1999-)	9	14	13	92.9	50

PUNTING

	Years	G	No.	Avg.	Long	Blk.
Burke, Mike	(1974)	2	10	43.4	49	0
Baker, John	(2000-01)	4	17	43.0	53	0
Clark, Ken	(1979)	3	15	40.6	59	0
Horan, Mike	(1999)	3	9	40.9	48	0
Waterfield, Bob	(1946-52)	7	35	40.1	61	0
NFL Record (Min. 25 Punts)						
Sauerbrun, Todd	(1995-2007)	9	43	44.4	59	0

KICKOFF RETURNS (MIN. 10)

	Years	G	No.	Yds.	Avg.	Long	TD
Horne, Tony	(1999-2000)	4	14	336	24.0	95t	1
Bryant, Cullen	(1973-82, 87)	14	14	315	22.5	41	0
Brown, Ron	(1984-89, 91)	7	11	237	21.5	38	0
NFL Record							
Garrett, Carl	(1969-77)	5	16	481	30.1	62	0

PUNT RETURNS (MIN. 10)

	Years	G	No.	Yds.	Avg.	Long	TD
Hakim, Az-Zahir	(1999-2001)	4	12	149	12.4	65	0
Bryant, Cullen	(1973-82, 87)	14	11	97	8.8	19	0
Brown, Eddie	(1978-79)	5	10	88	8.8	37	0
Ellard, Henry	(1983-93)	10	11	94	8.5	23	0
NFL Record							
Rossum, Allen	(1998-)	6	10	239	23.9	68t	1

INTERCEPTIONS

	Years	G	No.	Yds.	Avg.	Long	TD
*Simpson, Bill	(1974-78)	8	6	137	22.8	65t	1
Irvin, LeRoy	(1980-89)	11	4	149	37.3	94	0
Elmendorf, Dave	(1971-79)	11	3	15	5.0	10	0
Williams, Aeneas	(2001-04)	6	3	61	20.3	32t	2
Polley, Tommy	(2001-04)	6	3	72	24.0	37	1
Robertson, Isiah	(1971-78)	10	2	74	37.0	59t	1
Brown, Eddie	(1978-79)	5	2	27	13.5	21	0
Reynolds, Jack	(1970-80)	13	2	16	8.0	12	0
Jackson, Monte	(1975-77)	5	2	0	0.0	0	0

*Simpson shares NFL record of nine interceptions in postseason play with Ronnie Lott (San Francisco/Los Angeles Raiders) and Charlie Waters (Dallas). Simpson had three interceptions with Buffalo.

INDIVIDUAL PLAYOFF RECORDS



SERVICE

Most Games, Career

- 18 Jackie Slater, 1976-94
- 17 Jack Youngblood, 1971-84
- 16 Dennis Harrah, 1975-87

SCORING

POINTS

Most Points, Game

- 18 Tom Fears, vs. Chicago, 12/17/50
- 15 Jeff Wilkins, vs. Carolina, 1/10/04
- 12 Dick Hoerner, @ Cleveland, 12/24/50
- Eric Dickerson, vs. Dallas, 1/4/84
- Willie Anderson, @ New York Giants, 1/7/90
- Marshall Faulk, vs. Philadelphia, 1/27/02

Game, Opponent

- 18 Preston Pearson, vs. Dallas, 1/4/76
- John Riggins, @ Washington, 1/1/84
- 16 Marlin (Pat) Harder, @ Detroit, 12/21/52
- 15 Mark Moseley, @ Washington, 1/1/84

TOUCHDOWNS

Game

- 3 Tom Fears, vs. Chicago, 12/17/50 (3 p)
- 2 Dick Hoerner, @ Cleveland, 12/24/50 (2 r)
- Eric Dickerson, vs. Dallas, 1/4/84 (2 r)
- Willie Anderson, @ New York Giants, 1/7/90 (2 p)
- Marshall Faulk, vs. Philadelphia, 1/27/02 (2 r)

Game, Opponent

- 3 Preston Pearson, vs. Dallas, 1/4/76 (3 p)
- John Riggins, @ Washington, 1/1/84 (3 r)
- Willie Jackson, @ New Orleans, 12/30/00 (3 p)
- 2 Many times, last by Warrick Dunn, @ Atlanta, 1/15/05 (2 r)

Most Consecutive Games Scoring Touchdown

- 3 Preston Dennard, 1980-83
- 2 Many times, last by Torry Holt, 2004

POINTS AFTER TOUCHDOWNS

Most Attempted, Career

- 26 Jeff Wilkins, 1997-2007
- 15 Bob Waterfield, 1946-52
- 14 Mike Lansford, 1982-90

Most Attempted, Game

- 7 Jeff Wilkins, vs. Minnesota, 1/16/00
- 6 Jeff Wilkins, vs. Green Bay, 1/20/02
- 5 Tom Dempsey, vs. St. Louis, 12/27/75

Most Made, Career

- 26 Jeff Wilkins, 1997-2007
- 14 Bob Waterfield, 1946-52
- Mike Lansford, 1982-90
- 9 Tom Dempsey, 1975-76
- Frank Corral, 1978-91

Most Made, Game

- 7 Jeff Wilkins, vs. Minnesota, 1/16/00
- 6 Jeff Wilkins, vs. Green Bay, 1/20/00
- 5 Tom Dempsey, vs. St. Louis, 12/27/75

Most Made, Game, Opponent

- 6 Mark Moseley, @ Washington, 1/1/84
- Jay Feely, @ Atlanta 1/15/05
- 5 Lou Groza, vs. Cleveland, 12/26/55
- 4 Many times, last by Doug Brien, @ New Orleans, 12/30/00

Most Made, No Misses, Career

- 26 Jeff Wilkins, 1997-2007
- 14 Mike Lansford, 1982-90
- 9 Tom Dempsey, 1975-76

TWO-POINT CONVERSIONS

Most Two-Point Conversions, Career

- 1 Dane Looker, 2002-08

Most Two-Point Conversions, Game

- 1 Dane Looker, vs. Carolina, 1/10/04

FIELD GOALS

Most Attempted, Game

- 6 David Ray, @ Dallas, 12/23/73
- Jeff Wilkins, vs. Carolina, 1/10/04
- 4 Jeff Wilkins, vs. Tennessee, 1/30/00 (SB XXXIV)
- Jeff Wilkins, vs. Philadelphia, 1/27/02
- 3 Frank Corral, @ Tampa Bay, 1/6/80
- Bruce Gossett, @ Minnesota, 12/27/69

Most Attempted, Opponent, Game

- 5 John Kasay, vs. Carolina, 1/10/04
- 4 Jess Atkinson, @ Washington, 12/28/86
- Mike Cofer, @ San Francisco, 1/14/90
- 3 Many times, last by Al Del Greco, vs. Tennessee, 1/30/00 (SB XXXIV)

Most Made, Game

- 5 Jeff Wilkins, vs. Carolina, 1/10/04
- 3 David Ray, @ Dallas, 12/23/73
- Frank Corral, @ Tampa Bay, 1/6/80
- Jeff Wilkins, vs. Tennessee, 1/30/00 (SB XXXIV)
- Jeff Wilkins, vs. Philadelphia, 1/27/02
- 2 Many times, Last by Mike Lansford, @ New York Giants, 1/7/90

Most Made, Opponent, Game

- 4 Jess Atkinson, @ Washington, 12/28/86
- 3 Many times, last by John Kasay, vs. Carolina, 1/10/04
- 2 Many times, last by Adam Vinatieri, vs. New England, 2/3/02 (SB XXXVI)

Most Consecutive Field Goals Made

- 5 Mike Lansford, 1983-86
- Jeff Wilkins, 2003
- 3 David Ray, 1973-74
- Frank Corral, 1980
- Mike Lansford, 1990
- Jeff Wilkins, 2001
- 2 By many, last by Jeff Wilkins, 1999

Most Consecutive Games Made

- 5 Jeff Wilkins, 2001-04
- 2 David Ray, 1973-74
- Frank Corral, 1980
- Mike Lansford, 1990
- Jeff Wilkins, 1999

Longest Field Goal

- 55 Jeff Wilkins, @ Atlanta, 1/15/05
- 51 Jeff Wilkins, vs. Carolina, 1/10/04
- 50 Jeff Wilkins, vs. New England, 2/3/02 (SB XXXVI)

Longest Field Goal, Opponent

- 52 Lou Groza, vs. Cleveland, 12/23/51
- John Kasay, vs. Carolina, 1/10/04
- 48 Adam Vinatieri, vs. New England, 2/3/02 (SB XXXVI)
- 47 Josh Brown, @ Seattle, 1/8/05

SAFETIES

Most, Game

- 1 Team, vs. Tampa Bay, 1/23/00
- Team, vs. Washington, 12/16/45

Most, Opponent, Game

- 1 Carl Eller, @ Minnesota, 12/27/69
- Jim Jensen, @ Dallas, 12/19/76
- Randy White, @ Dallas, 12/30/79
- Brady Smith, @ Atlanta, 1/15/05

RUSHING

ATTEMPTS

Game

- 37 Lawrence McCutcheon, vs. St. Louis, 12/27/75
- 34 Eric Dickerson, vs. Dallas, 1/4/86
- 31 Marshall Faulk, vs. Philadelphia, 1/27/02

Opponent, Game

- 31 Steve Van Buren, vs. Philadelphia, 12/18/49
- Chuck Foreman, vs. Minnesota, 12/26/77
- 29 George Rogers, @ Washington, 12/28/86
- 28 Eddie George, vs. Tennessee, 1/30/00 (SB XXXIV)

YARDS GAINED

Game

- 248 Eric Dickerson, vs. Dallas, 1/4/86
- 202 Lawrence McCutcheon, vs. St. Louis, 12/27/75
- 159 Marshall Faulk, vs. Philadelphia, 1/27/02

Game, Opponent

- 204 Steve Van Buren, vs. Philadelphia, 12/18/79
- 160 Tony Dorsett, vs. Dallas, 12/28/80
- 142 Warrick Dunn, @ Atlanta, 1/15/05

Longest Run

- 65 Eric Dickerson, @ Washington, 12/28/86
- 55 Eric Dickerson, vs. Dallas, 1/4/86
- 54 Greg Bell, @ Philadelphia, 12/31/89

Longest Run, Opponent

- 64 Stephen Davis, vs. Carolina, 1/10/04
- 62 Chuck Foreman, @ Minnesota, 12/26/76
- Warrick Dunn, @ Atlanta, 1/15/05
- 53 Tony Dorsett, vs. Dallas, 1/7/79

Most Games, 100 or More Yards

- 3 Lawrence McCutcheon, 1972-79
- Eric Dickerson, 1983-87
- 2 Cullen Bryant, 1973-82, 87
- 1 Jim Gillette, 1940, 1944-45
- Greg Bell, 1987-89
- Marshall Faulk, 1999-2006

Most Consecutive Games, 100 or More Yards

- 2 Lawrence McCutcheon, 1976-77

AVERAGE GAIN

Career (50 attempts)

- 5.07 Eric Dickerson, 1983-87
- 4.54 Greg Bell, 1987-89
- 4.05 Cullen Bryant, 1973-82, 87

Game (10 attempts)

- 7.29 Eric Dickerson, vs. Dallas, 1/4/86
- 6.38 Lawrence McCutcheon, vs. Minnesota, 12/26/77
- 6.08 Eric Dickerson, @ Washington, 12/28/86

TOUCHDOWNS

Game

- 2 Dick Hoerner, @ Cleveland, 12/24/50
- Eric Dickerson, vs. Dallas, 1/4/86
- Marshall Faulk, vs. Philadelphia, 1/27/02
- 1 Many times, last by Marshall Faulk, @ Seattle, 1/8/05

Game, Opponent

- 3 John Riggins, @ Washington, 1/1/84

- 2 Many times, last by Warrick Dunn, @ Atlanta, 1/15/05
- 1 Many times, last by T.J. Duckett, @ Atlanta, 1/15/05

Most Consecutive Games Rushing for Touchdown

- 2 Dick Hoerner, 1950-51
- Dan Towler, 1951-52
- Lawrence McCutcheon, 1976
- Eric Dickerson, 1984-85
- Marshall Faulk, 2003-04

PASSING

ATTEMPTS

Game

- 46 Marc Bulger, vs. Carolina, 1/10/04
- 45 Kurt Warner, vs. Tennessee, 1/30/00 (SB XXXIV)
- Jim Everett, @ Minnesota, 12/26/88
- 44 Jim Everett, @ New York Giants, 1/7/90
- Kurt Warner, vs. New England, 2/3/02 (SB XXXVI)

Game, Opponent

- 53 Danny White, @ Dallas, 12/26/83
- 50 Jeff George, vs. Minnesota, 1/16/00
- 44 Brett Favre, vs. Green Bay, 1/20/02

COMPLETIONS

Game

- 28 Kurt Warner, vs. New England, 2/3/02 (SB XXXVI)
- 27 Kurt Warner, vs. Minnesota, 1/16/00
- Marc Bulger, vs. Carolina, 1/10/04
- 26 Kurt Warner, vs. Tampa Bay, 1/23/00

Game, Opponent

- 32 Danny White, @ Dallas, 12/26/83
- 29 Jeff George, vs. Minnesota, 1/16/00
- 27 Matt Hasselbeck, @ Seattle, 1/8/05

Consecutive Passes Completed

- 12 Kurt Warner, vs. Minnesota, 1/16/00
- 8 Roman Gabriel, @ Minnesota, 12/27/69
- 7 Roman Gabriel, @ Minnesota, 12/27/69
- Vince Ferragamo, @ Tampa Bay, 1/6/80
- Marc Bulger, vs. Carolina, 1/10/04

COMPLETION PERCENTAGE

Game (20 attempts)

- 84.4 Kurt Warner, vs. Minnesota, 1/16/00 (27 of 33)
- 68.8 Roman Gabriel, @ Minnesota, 12/27/69 (22 of 32)
- 66.7 Bob Waterfield, vs. Chicago, 12/17/50 (14 of 21)
- Kurt Warner, vs. Philadelphia, 1/27/02 (22 of 33)

YARDS GAINED

Game

- 414 Kurt Warner, vs. Tennessee, 1/30/00 (SB XXXIV)
- 391 Kurt Warner, vs. Minnesota, 1/16/00
- 365 Kurt Warner, @ New Orleans, 12/30/00
- Kurt Warner, vs. New England, 2/3/02 (SB XXXVI)

Game, Opponent

- 424 Jeff George, vs. Minnesota, 1/16/00
- 341 Matt Hasselbeck, @ Seattle, 1/8/05
- 330 Danny White, @ Dallas, 12/26/83

Most Games, 300 or More Passing Yards, Career

- 4 Kurt Warner, 1998-2003
- 2 Marc Bulger, 2001-
- 1 Bob Waterfield, @ Cleveland, 12/24/50
- Jim Everett, @ Philadelphia, 1/7/90

Longest Pass Completion

- 82t Bob Waterfield (to Glenn Davis), @ Cleveland, 12/24/50
- 77t Kurt Warner (to Isaac Bruce), vs. Minnesota, 1/16/00
- 73t Norm Van Brocklin (to Tom Fears), vs. Cleveland, 12/23/51

73	James Harris (to Harold Jackson), @ Minnesota, 12/29/74
73t	Kurt Warner (to Isaac Bruce), vs. Tennessee, 1/30/00 (SB XXXIV)
Longest Pass Completion, Opponent	
83t	Roger Staubach (to Drew Pearson), @ Dallas, 12/23/78
73t	Terry Bradshaw (to John Stallworth), vs. Pittsburgh, 1/20/80 (SB XIV)
69t	Jake Delhomme (to Steve Smith), vs. Carolina, 1/10/04

TOUCHDOWNS

Game	
5	Kurt Warner, vs. Minnesota, 1/16/00
3	Bob Waterfield, vs. Chicago, 12/27/50
	Vince Ferragamo, @ Dallas, 12/26/83
	Kurt Warner, @ New Orleans, 12/30/00
2	Many times, last by Marc Bulger, @ Atlanta, 1/15/05
Game, Opponent	
4	Otto Graham, @ Cleveland, 12/24/50
	Roger Staubach, vs. Dallas, 1/4/76
	Jeff George, vs. Minnesota, 1/16/00
	Aaron Brooks, @ New Orleans, 12/30/00
3	Danny White, @ Dallas, 12/28/80
2	Many times, last by Michael Vick, @ Atlanta, 1/15/05
Most Consecutive Games, Touchdown Pass	
7	Kurt Warner, 1998-2003
4	Jim Everett, 1986-90
3	Norm Van Brocklin, 1951-55
	Pat Haden, 1976-78
	Vince Ferragamo, 1980-84

HAD INTERCEPTED

Game	
6	Norm Van Brocklin, vs. Cleveland, 12/26/55
4	Bob Waterfield, @ Cleveland, 12/24/50
3	Many times, last by Marc Bulger, vs. Carolina, 1/10/04
Game, Opponent	
6	Brett Favre, vs. Green Bay, 1/20/02
4	Bobby Layne, @ Detroit, 12/21/52
3	Many times, last by Danny White, vs. Dallas, 1/4/86
Most Consecutive Passes Attempted, None Intercepted	
72	Kurt Warner, 2001
63	Kurt Warner, 1999
55	Norm Van Brocklin, 1949-55
Most Attempts, No Interceptions, Game	
45	Kurt Warner, vs. Tennessee, 1/30/00 (SB XXXIV)
34	Jim Everett, @ Minnesota, 12/26/88
33	Kurt Warner, vs. Philadelphia, 1/27/02
Most Attempts, No Interceptions, Opponent	
36	Steve McNair, vs. Tennessee, 1/30/00 (SB XXXIV)
35	Randall Cunningham, @ Philadelphia, 12/31/89
31	Phil Simms, vs. New York Giants, 12/23/84

TIMES SACKED

Game	
5	Roman Gabriel, @ Green Bay, 12/23/67
	John Hadl, @ Dallas, 12/23/73
	Ron Jaworski, vs. Dallas, 1/4/76
	Marc Bulger, @ Seattle, 1/8/05
4	Vince Ferragamo, vs. Pittsburgh, 1/20/80 (SB XIV)
	Marc Bulger, @ Atlanta, 1/15/05
3	Many times, last by Kurt Warner, vs. New England, 2/3/02 (SB XXXVI)
Game, Opponent	
7	Roger Staubach, @ Dallas, 12/23/73
5	Danny White, vs. Dallas, 1/4/86
	Wade Wilson, @ Minnesota, 12/26/88
	Shaun King, vs. Tampa Bay, 1/23/00

4	Many times, last by Jeff George, vs. Minnesota, 1/16/00
---	---

PASS RECEIVING

RECEPTIONS

Game	
9	Tom Fears, @ Cleveland, 12/24/50
	Marshall Faulk, vs. Carolina, 1/10/04
8	Henry Ellard, @ New York Giants, 1/7/90
	Isaac Bruce, vs. Philadelphia, 1/27/02
7	10 times, last by Kevin Curtis, @ Atlanta, 1/15/05
Game, Opponent	
12	Darrell Jackson, @ Seattle, 1/8/05
11	Dante Lavelli, @ Cleveland, 12/24/50
9	Tony Hill, @ Dallas, 12/26/83
	Keith Byars, @ Philadelphia, 12/31/89
	Randy Moss, vs. Minnesota, 1/16/00
Most Consecutive Games, Pass Reception	
10	Henry Ellard, 1983-93
	Marshall Faulk, 1999-2006
	Torry Holt, 1999-2008
9	Isaac Bruce, 1994-2007
8	Lawrence McCutcheon, 1973-77

YARDS

Game	
198	Tom Fears, vs. Chicago, 12/17/50
162	Isaac Bruce, vs. Tennessee, 1/30/00 (SB XXXIV)
139	Dante Lavelli, @ Cleveland, 12/23/51
	Harold Jackson, @ Minnesota, 12/29/74
Game, Opponent	
188	Randy Moss, vs. Minnesota, 1/16/00
171	Charlie Brown, @ Washington, 1/1/84
163	Steve Smith, vs. Carolina, 1/10/04
Longest Pass Reception (All TDs unless noted)	
82t	Glenn Davis, @ Cleveland, 12/24/50
77t	Isaac Bruce, vs. Minnesota, 1/16/00
73t	Tom Fears, vs. Cleveland, 12/23/51
73	Harold Jackson, @ Minnesota, 12/29/74 (no TD)
73t	Isaac Bruce, vs. Tennessee, 1/30/00 (SB XXXIV)
Longest Pass Reception, Opponent	
83t	Drew Pearson, @ Dallas, 12/23/73
73t	John Stallworth, vs. Pittsburgh, 1/20/80 (SB XIV)
69t	Steve Smith, vs. Carolina, 1/10/04
Most Games, 100 or More Yards, Career	
4	Isaac Bruce, 1994-2007
3	Tom Fears, 1948-56
2	Harold Jackson, 1968, 73-77
	Torry Holt, 1999-2008
	Kevin Curtis, 2003-2006

AVERAGE GAIN

Game (3 receptions)	
46.3	Tom Fears, vs. Cleveland, 12/23/51 (3-139)
46.3	Harold Jackson, @ Minnesota, 12/29/74 (3-139)
33.3	Isaac Bruce, vs. Minnesota, 1/16/00 (4-133)
Game, Opponent (3 receptions)	
40.3	John Stallworth, vs. Pittsburgh, 1/20/80, (SB XIV) (3-121)
31.7	Steve Bagarus, vs. Washington, 12/16/45 (3-95)
	Dante Lavelli, vs. Cleveland, 12/26/55 (3-95)
28.5	Charlie Brown, @ Washington, 1/1/84 (6-171)

TOUCHDOWNS

Game	
3	Tom Fears, vs. Chicago, 12/17/50
2	Willie Anderson, @ New York Giants, 1/7/90
Game, Opponent	
3	Preston Pearson, vs. Dallas, 1/4/76
	Willie Jackson, @ New Orleans, 12/30/00

- 2 Dante Lavelli, @ Cleveland, 12/24/50
 Drew Pearson, @ Dallas, 12/23/73
 Art Monk, @ Washington, 1/1/84
 Randy Moss, vs. Minnesota, 1/16/00

Most Consecutive Games, Touchdown

- 2 Tom Fears, 1951-52
 Harold Jackson, 1974-75
 Harold Jackson, 1976-77
 Preston Dennard, 1983
 Isaac Bruce, 1999-2000
 Torry Holt, 2004

RUSHING-RECEIVING

ATTEMPTS

- Game**
 40 Lawrence McCutcheon, vs. St. Louis, 12/22/74 (ru 37, re 3)
 35 Eric Dickerson, vs. Dallas, 1/4/86 (ru 34, re 1)
 Marshall Faulk, vs. Philadelphia, 1/27/02 (ru 31, re 4)
 29 Wendell Tyler, @ Tampa Bay, 1/6/80 (ru 28, re 1)

YARDS

- Game**
 247 Eric Dickerson, vs. Dallas, 1/4/86 (ru 248, re 1)
 210 Lawrence McCutcheon, vs. St. Louis, 12/22/74 (ru 202, re 8)
 172 Marshall Faulk, vs. Philadelphia, 1/27/02 (ru 159, re 13)

PUNTING

PUNTS

- Game**
 11 Dale Hatcher, @ Chicago, 1/12/86
 9 Bob Waterfield, vs. Philadelphia, 12/18/49
 7 Many times, last by Dale Hatcher, @ San Francisco, 1/14/90

Game, Opponent

- 10 Maury Buford, @ Chicago, 1/11/86
 8 Neil Clabo, vs. Minnesota, 12/26/77
 Tom Blanchard, @ Tampa Bay, 1/6/80
 Ken Walter, vs. New England, 2/3/02 (SB XXXVI)
 7 Many times, last by Bucky Scribner, @ Minnesota, 12/26/88

Longest Punt

- 64 Dave Chapple, @ Dallas, 12/23/73
 63 Dale Hatcher, @ Minnesota, 12/26/88
 61 Bob Waterfield, @ Cleveland, 12/24/50

Longest Punt, Opponent

- 68 Horace Gillom, @ Cleveland, 12/24/50
 57 Neil Clabo, vs. Minnesota, 12/26/77
 55 Many times, last by Maury Buford, @ Chicago, 1/11/86

AVERAGE GROSS YARDS

Game (4 punts)

- 50.8 Norm Van Brocklin, @ Cleveland, 12/24/50 (4-203)
) 48.2 Dale Hatcher, @ Minnesota, 12/26/88 (5-241)
 45.8 Kevin Stemke, @ Atlanta, 1/15/05 (4-183)

Game, Opponent (4 punts)

- 47.6 Mitch Berger, vs. Minnesota, 1/16/00 (5-238)
 \ 46.9 Mike Saxon, vs. Dallas, 1/4/86 (7-328)
 46.7 Marv Bateman, @ Dallas, 12/23/73 (7-327)

HAD BLOCKED

- Career**
 3 Rusty Jackson, 1976
 1 Bob Waterfield, 1946-52

Glen Walker, 1977

Most Consecutive Punts, None Blocked

- 44 Dale Hatcher, 1985-89, 91
 18 Bob Waterfield, 1946-52
 17 John Misko, 1982-84
 John Baker, 2000-01

INSIDE 20

Career

- 14 Dale Hatcher, 1985-89, 91
 6 John Baker, 2000-01
 5 Bob Waterfield, 1946-52

Game

- 3 Five times, last by John Baker, vs. New England, 2/3/02 (SB XXXVI)
 2 Many times, last by John Baker, vs. Green Bay, 1/20/02
 1 Many times, last by Kevin Stemke, @ Seattle, 1/8/05

PUNT RETURNS

RETURNS

Game

- 6 Eddie Brown, @ Tampa Bay, 1/6/80
 5 Jackie Wallace, vs. Minnesota, 12/31/78
 4 Five times, last by Az-Zahir Hakim vs. Minnesota 1/16/00

Game, Opponent

- 6 George McAfee, vs. Chicago, 12/19/50
 5 James Jones, @ Dallas, 12/28/80
 4 Many times, last by Karl Williams, vs. Tampa Bay, 1/23/00

FAIR CATCHES

Career

- 7 Dre' Bly, 1999-2002
 3 Dave Elmendorf, 1971-79
 2 Many times, last by Az-Zahir Hakim, 1998-2001

Game

- 3 Dre' Bly, vs. Philadelphia, 1/27/02
 2 Tom Kalmanir, vs. Cleveland, 12/23/50
 Verda (V.T.) Smith, vs. Cleveland, 12/23/50
 Ed Meador, @ Green Bay, 12/23/67
 Dave Elmendorf, vs. St. Louis, 12/27/75
 Dre' Bly, vs. Green Bay, 1/20/02
 Dre' Bly, vs. New England, 2/3/02 (SB XXXVI)

Game, Opponent

- 3 Willie Wood, @ Green Bay, 12/23/67
 Nick Giaquinto, @ Washington, 1/1/84
 Gordon Banks, vs. Dallas, 1/4/86
 2 Chad Morton, @ New Orleans, 12/30/00

YARDS GAINED

Career

- 105 Az-Zahir Hakim, 1998-2001
 97 Cullen Bryant, 1973-82, 87
 94 Henry Ellard, 1983-93

Game

- 72 Az-Zahir Hakim, vs. Minnesota 1/16/00
 71 Verda (V.T.) Smith, @ Detroit, 12/21/52
 Jackie Wallace, vs. Minnesota, 12/31/78
 67 Eddie Brown, @ Tampa Bay, 1/6/80

Game, Opponent

- 152 Allen Rossum, @ Atlanta, 1/15/05
 81 James Jones, @ Dallas, 12/28/80
 68 George McAfee, vs. Chicago, 12/19/50

Longest Punt Return

65	Az-Zahir Hakim, @ New Orleans, 12/30/00
57t	Verda (V.T.) Smith, @ Detroit, 12/21/52
37	Eddie Brown, @ Tampa Bay, 1/6/60

Longest Punt Return, Opponent

68	Allen Rossum, @ Atlanta, 1/15/05
48	Nick Giaquinto, @ Washington, 1/1/84
45	Allen Rossum, @ Atlanta, 1/15/05

AVERAGE YARDAGE

Game (3 returns)

19.7	Az-Zahir Hakim, @ New Orleans, 12/30/00 (3-59)
18.0	Az-Zahir Hakim, vs. Minnesota, 1/16/00 (4-72)
14.2	Jackie Wallace, vs. Minnesota, 12/31/78 (5-71)

Game, Opponent (3 returns)

50.7	Allen Rossum, @ Atlanta, 1/15/05 (3-152)
18.7	Nick Giaquinto, @ Washington, 1/1/84 (3-56)
16.2	James Jones, @ Dallas, 12/28/80 (5-81)

TOUCHDOWNS

Game

1	Verda (V.T.) Smith, @ Detroit, 12/21/52
---	---

Game, Opponent

1	Allen Rossum, @ Atlanta, 1/15/05
---	----------------------------------

KICKOFF RETURNS

RETURNS

Game

7	Henry Ellard, @ Washington, 1/1/84
6	Aveion Cason, @ Atlanta, 1/15/05
5	Many times, last by Aveion Cason, @ Seattle, 1/8/05

Game, Opponent

7	Robert Tate, vs. Minnesota, 1/16/00
6	Brian Mitchell, vs. Philadelphia, 1/27/02
	Maurice Morris, @ Seattle, 1/8/05
5	Ken Carpenter, vs. Cleveland, 12/23/51
	Larry Anderson, vs. Pittsburgh, 1/20/80 (SB XIV)
	Derrick Mason, vs. Tennessee 1/30/00 (SB XXXIV)
	Rod Smart, vs. Carolina, 1/10/04

YARDS

Game

174	Tony Horne, vs. Minnesota, 1/16/00
129	Woodley Lewis, @ Detroit, 12/21/52
127	Woodley Lewis, vs. Cleveland, 12/26/55

Game, Opponent

162	Larry Anderson, vs. Pittsburgh, 1/20/80 (SB XIV)
151	Robert Tate, vs. Minnesota, 1/16/00
135	Ken Carpenter, vs. Cleveland, 12/23/51

Longest Kickoff Return

95t	Tony Horne, vs. Minnesota, 1/16/00
46	Robert Delpino, @ San Francisco, 1/14/90
43	Woodley Lewis, vs. Cleveland, 12/26/55

Longest Kickoff Return, Opponent

67	Terry Metcalf, vs. St. Louis, 12/27/75
45	Larry Anderson, vs. Pittsburgh, 1/20/80
41	Brian Mitchell, vs. Philadelphia, 1/27/02

AVERAGE YARDAGE

Game (3 returns)

43.5	Tony Horne, vs. Minnesota, 1/16/00 (4-174)
31.8	Woodley Lewis, vs. Cleveland, 12/26/55 (4-127)
29.3	Ron Waller, vs. Cleveland, 12/26/55 (3-88)

Game, Opponent

35.0	Terry Metcalf, vs. St. Louis, 12/27/75 (3-105)
32.4	Larry Anderson, vs. Pittsburgh, 1/20/80 (5-162) (SB XIV)
28.3	Patrick Pass, vs. New England, 2/3/02 (SB XXXVI)

TOUCHDOWNS

Game

1	Tony Horne, vs. Minnesota, 1/16/00
---	------------------------------------

Game, Opponent

Never

INTERCEPTIONS BY

Game

2	Bill Simpson, vs. Minnesota, 12/31/78
	Bill Simpson, vs. St. Louis, 12/27/75
	Tommy Polley, vs. Green Bay, 1/20/02
	Aeneas Williams, vs. Green Bay, 1/20/02
1	Many times, last by Travis Fisher, @ Seattle, 1/8/05

Game, Opponent

2	Many times, last by Sammy Knight, @ New Orleans, 12/30/00
1	Many times, last by Jason Webster, @ Atlanta, 1/15/05

Most Consecutive Games, Interception

2	Jack Reynolds, 1973
	Bill Simpson, 1975-76
	Monte Jackson, 1976
	LeRoy Irvin, 1980-83
	Aeneas Williams, 2001

YARDS GAINED

Game

94	LeRoy Irvin, @ Dallas, 12/26/83
83	Bill Simpson, vs. St. Louis, 12/27/75
59	Isiah Robertson, @ Dallas, 12/23/73

Game, Opponent

72	Darrell Green, @ Washington, 1/1/84
68	Thomas Henderson, vs. Dallas, 1/7/79
65	Don Paul, vs. Cleveland, 12/26/55

Longest Return (All TDs unless noted)

94	LeRoy Irvin, @ Dallas, 12/26/83
65t	Bill Simpson, vs. St. Louis, 12/27/75
59t	Isiah Robertson, @ Dallas, 12/23/73

Longest Return, Opponent

72t	Darrell Green, @ Washington, 1/1/84
68t	Thomas Henderson, vs. Dallas, 1/7/79
65t	Don Paul, vs. Cleveland, 12/26/55

FUMBLES

OPPONENTS FUMBLES RECOVERED

Career

3	Fred Dryer, 1972-81
2	Chuck Lamson, 1965-67
	Dave Elmendorf, 1971-79
	Jack Youngblood, 1971-84

Game

2	Chuck Lamson, @ Green Bay, 12/23/67
	Dave Elmendorf, @ Minnesota, 12/29/74
	Leonard Little, vs. Philadelphia, 1/27/02
1	Many times, last by Tommy Polley, @ Atlanta, 1/15/05

Game, Opponent

2	Matt Blair, @ Minnesota, 12/26/76
1	Many times, last by Travis Hall, @ Atlanta, 1/15/05

Longest Fumble Return

- 22 Andy Robustelli, vs. Cleveland, 12/23/51
- 10 Jack Youngblood, @ Minnesota, 12/26/76
- 9 Fred Dryer, vs. St. Louis, 12/27/75

Longest Fumble Return, Opponent

- 52t Wilber Marshall, @ Chicago, 1/11/86
- 21 Alvin Walton, @ Washington, 12/28/86
- 19 Neal Olkewicz, @ Washington, 12/28/86

SACKS

TOTAL SACKS

Career

- 8.5 Jack Youngblood, 1971-84
- 7 Kevin Greene, 1985-92
- 5 Leonard Little, 1998-

Game

- 3 Gary Jeter, vs. Dallas, 1/4/86
- Kevin Greene, @ Minnesota, 12/26/88
- 2.5 Jack Youngblood, @ Dallas, 12/23/73
- 2 Leonard Little, vs. Philadelphia, 1/27/02
- Brian Young, vs. Carolina, 1/10/04

Game, Opponent

- 3.5 Henry Jordan, @ Green Bay, 12/23/67
- 2 Carl Eller, @ Minnesota, 12/26/76
- Lawrence Taylor, @ New York Giants, 1/7/90
- Chike Okeafor, @ Seattle, 1/8/05

BLOCKED KICKS

BLOCKED PUNTS

Game

Never

Game, Opponent

- 2 Charlie Waters, @ Dallas, 12/19/76
- 1 Leo Skladany, vs. Philadelphia, 12/18/49
- Matt Blair, @ Minnesota, 12/26/76
- Scott Studwell, @ Minnesota, 12/31/78

BLOCKED FIELD GOALS

Game

- 1 Todd Lyght, vs. Tennessee, 1/30/00 (SB XXXIV)

Game, Opponent

- 1 Bill Willis, vs. Cleveland, 12/23/51
- 1 Nate Allen, @ Minnesota, 12/26/76

TEAM PLAYOFF RECORDS



SCORING

Most Points

- 49 vs. Minnesota, 1/16/00 (Rams 49, Vikings 37)
- 45 vs. Green Bay, 1/20/02 (Rams 45, Packers 17)
- 35 vs. St. Louis, 12/27/75 (Rams 35, Cardinals 23)

Most Points, Opponent

- 51 @ Washington, 1/1/84 (Redskins 51, Rams 7)
- 47 @ Atlanta, 1/15/05 (Falcons 47, Rams 17)
- 38 vs. Cleveland, 12/26/55 (Browns 38, Rams 14)

Fewest Points

- 0 vs. Philadelphia, 12/18/49 (Eagles 14, Rams 0)
- vs. Dallas, 1/7/79 (Cowboys 28, Rams 0)
- @ Chicago, 1/12/86 (Bears 24, Rams 0)
- 3 @ San Francisco, 1/14/90 (49ers 30, Rams 3)
- 7 vs. Minnesota, 12/26/77 (Vikings 14, Rams 7)
- vs. Dallas, 1/4/76 (Cowboys 37, Rams 7)
- @ Green Bay, 12/23/67 (Packers 28, Rams 7)
- @ Washington, 1/1/84 (Redskins 51, Rams 7)

Fewest Points, Opponent

- 0 @ Tampa Bay, 1/6/80 (Rams 9, Buccaneers 0)
- vs. Dallas, 1/4/86 (Rams 20, Cowboys 0)
- 6 vs. Tampa Bay, 1/23/00 (Rams 11, Buccaneers 6)
- 7 @ Philadelphia, 12/31/89 (Rams 21, Eagles 7)

Most Decisive Win

- 28 vs. Green Bay, 1/20/02 (Rams 45, Packers 17)
- 24 vs. Minnesota, 12/31/78 (Rams 34, Vikings 10)
- 20 vs. Dallas, 1/4/86 (Rams 20, Cowboys 0)

Most Decisive Loss

- 44 @ Washington, 1/1/84 (Redskins 51, Rams 7)
- 30 vs. Dallas, 1/4/76 (Cowboys 37, Rams 7)
- @ Atlanta, 1/15/05 (Falcons 47, Rams 17)
- 28 vs. Dallas, 1/7/79 (Cowboys 28, Rams 0)

Most Points, Both Teams

- 86 vs. Minnesota, 1/16/00 (Rams 49, Vikings 37)
- 64 @ Atlanta, 1/15/05 (Falcons 47, Rams 17)
- 62 vs. Green Bay, 1/20/02 (Rams 45, Packers 17)

FIRST DOWNS

Most First Downs

- 26 vs. St. Louis, 12/27/75
- @ New York Giants, 1/7/90
- vs. New England, 2/3/02 (SB XXXVI)
- 25 vs. Minnesota, 12/31/78
- 23 vs. Tennessee, 1/30/00 (SB XXXIV)
- vs. Tampa Bay, 1/23/00
- vs. Minnesota, 1/16/00
- vs. Carolina, 1/10/04

Most First Downs, Opponent

- 29 @ Dallas, 12/28/80
- @ San Francisco, 1/14/90
- 27 vs. Minnesota, 1/16/00
- vs. Tennessee, 1/30/00 (SB XXXIV)
- 24 vs. Dallas, 1/4/76
- @ Dallas, 12/26/83
- vs. Carolina, 1/10/04
- @ Seattle, 1/8/05

Most First Downs, Both Teams

- 50 vs. Minnesota, 1/16/00 (Vikings 27, Rams 23)
- vs. Tennessee, 1/30/00 (SB XXXIV)
- (Titans 27, Rams 23)
- 48 vs. St. Louis, 12/27/75 (Cardinals 22, Rams 17)
- 47 vs. Carolina, 1/10/04 (Panthers 24, Rams 23)

Fewest First Downs

- 7 vs. Philadelphia, 12/18/49
- 9 vs. Dallas, 1/4/76
- @ Chicago, 1/12/86
- @ San Francisco, 1/14/90
- 11 @ Dallas, 12/23/73
- vs. Chicago, 12/17/50

Fewest First Downs, Opponent

- 7 @ Tampa Bay, 1/6/80
- 8 vs. Washington, 12/16/45
- 12 vs. Minnesota, 12/31/78
- vs. Tampa Bay, 1/23/00

Fewest First Downs, Both Teams

- 22 vs. Washington, 12/16/45 (Rams 14, Redskins 8)
- @ Chicago, 1/12/86 (Bears 13, Rams 9)
- 24 vs. Philadelphia, 12/18/49 (Rams 7, Eagles 17)
- 26 @ Dallas, 12/23/73 (Rams 11, Cowboys 15)

Most First Downs, Rushing

- 14 vs. St. Louis, 12/27/75
- @ Minnesota, 12/26/76
- 13 vs. Minnesota, 12/31/78
- @ Tampa Bay, 1/6/80
- 11 vs. Dallas, 1/4/86

Most First Downs, Rushing, Opponent

- 19 @ Dallas, 12/28/80
- 14 @ Atlanta, 1/15/05
- 12 vs. Philadelphia, 12/18/49
- vs. Chicago, 12/17/50
- @ San Francisco, 1/14/90
- vs. Tennessee, 1/30/00 (SB XXXIV)

Fewest First Downs, Rushing

- 0 vs. Philadelphia, 12/18/49
- @ San Francisco, 1/14/90
- 1 vs. Dallas, 1/4/76
- vs. Tennessee, 1/30/00 (SB XXXIV)
- @ New Orleans, 12/30/00
- 2 @ Green Bay, 12/23/67
- @ Washington, 1/1/84

Fewest First Downs, Rushing, Opponent

- 1 @ New Orleans, 12/30/00
- 2 vs. Minnesota, 12/31/78
- 3 vs. Washington, 12/16/45
- vs. Dallas, 1/4/86

Most First Downs, Passing

- 18 vs. Minnesota, 1/16/00
- vs. Tennessee, 1/30/00 (SB XXXIV)
- @ Philadelphia, 12/31/89
- 17 vs. Carolina, 1/10/04
- 16 @ New Orleans, 12/30/00
- vs. New England, 2/3/02 (SB XXXVI)

Most First Downs, Passing, Opponent

- 20 vs. Minnesota, 1/16/00
- @ Dallas, 12/26/83
- 16 vs. Cleveland, 12/23/51
- vs. St. Louis, 12/27/75
- @ San Francisco, 1/14/90
- 15 @ Seattle, 1/8/05

Fewest First Downs, Passing

- 3 @ Dallas, 1/4/86
- @ Chicago, 1/12/86
- 4 vs. Washington, 12/16/45
- 5 @ Dallas, 12/23/73
- vs. New York Giants, 12/23/84

Fewest First Downs, Passing, Opponent

- 4 @ Tampa Bay, 1/6/80
vs. Washington, 12/16/45
vs. Philadelphia, 12/18/49
@ Dallas, 12/23/73
vs. Minnesota, 12/26/77
@ Atlanta, 1/15/05
5 @ Washington, 12/28/86
7 @ Minnesota, 12/29/74

Most First Downs, Penalty

- 4 vs. Tennessee, 1/30/00 (SB XXXIV)
@ Seattle, 1/8/05
3 @ Dallas, 12/19/76
@ Dallas, 12/26/83
vs. New England, 2/3/02 (SB XXXVI)
2 Many times, last vs. Minnesota, 1/16/00

Most First Downs, Penalty, Opponent

- 3 vs. New York Giants, 12/23/84
2 @ Minnesota, 12/29/74
@ Dallas, 1/7/79
@ New Orleans, 12/30/00
@ Seattle, 1/8/05

NET YARDS GAINED**Most Yards Gained**

- 448 @ New York Giants, 1/7/90
440 vs. St. Louis, 12/27/75
436 vs. Tennessee, 1/30/00 (SB XXXIV)

Most Yards Gained, Opponent

- 528 @ Dallas, 12/28/80
485 vs. Carolina, 1/10/04
476 vs. Minnesota, 1/16/00

Most Yards Gained, Both Teams

- 881 vs. Minnesota, 1/16/00 (Vikings 476, Rams 405)
865 vs. Carolina, 1/10/04 (Panthers, 485, Rams 380)
832 @ Cleveland, 12/24/50 (Rams 418, Browns 414)

Fewest Yards Gained

- 118 vs. Dallas, 1/4/76
119 vs. Philadelphia, 12/18/49
130 @ Chicago, 1/12/86

Fewest Yards Gained, Opponent

- 181 @ Tampa Bay, 1/6/80
189 vs. Minnesota, 12/26/77
192 vs. New York Giants

Fewest Yards Gained, Both Teams

- 362 @ Chicago, 1/12/86 (Bears 232, Rams 130)
406 vs. New York Giants, 12/23/84 (Giants 214, Rams 192)
456 vs. Minnesota, 12/26/77 (Rams 267, Vikings 189)

RUSHING**ATTEMPTS****Most Rushing Attempts**

- 53 @ Tampa Bay, 1/6/80
50 vs. St. Louis, 12/27/75
49 @ Dallas, 12/19/76

Most Rushing Attempts, Opponent

- 61 vs. Philadelphia, 12/18/49
50 vs. Dallas, 1/4/76
49 vs. Minnesota, 12/26/77

Fewest Rushing Attempts

- 10 @ San Francisco, 1/14/90
13 vs. Tennessee, 1/30/00 (SB XXXIV)
16 vs. Dallas, 1/4/76
@ Washington, 1/1/84
@ New Orleans, 12/30/00

Fewest Rushing Attempts, Opponent

- 16 vs. Minnesota, 12/31/78
18 vs. Dallas, 1/4/86
20 @ Dallas, 12/26/83

YARDS**Most Yards Gained Rushing**

- 269 vs. Dallas, 1/4/86
237 vs. St. Louis, 12/27/75
216 @ Tampa Bay, 1/6/80

Most Yards Gained Rushing, Opponents

- 338 @ Dallas, 12/28/80
327 @ Atlanta, 1/15/05
274 vs. Philadelphia, 12/18/49

Most Yards Gained Rushing, Both Teams

- 430 @ Dallas, 12/28/80 (Cowboys 338, Rams 92)
404 @ Atlanta, 1/15/05 (Falcons 327, Rams 77)
351 @ Minnesota, 12/26/76 (Rams 193, Vikings 158)

Fewest Yards Gained Rushing

- 21 vs. Philadelphia, 12/18/49
22 vs. Dallas, 1/4/76
26 @ San Francisco, 1/14/90

Fewest Yards Gained Rushing, Opponent

- 35 vs. Washington, 12/16/45
36 vs. Minnesota, 12/31/78
40 vs. New York Giants, 12/23/84

Fewest Yards Gained Rushing, Both Teams

- 84 @ New Orleans, 12/30/00 (Saints 50, Rams 34)
118 vs. Minnesota, 1/16/00 (Vikings 87, Rams 31)
128 vs. Tampa Bay, 1/23/00 (Buccaneers 77, Rams 51)

PASSING**ATTEMPTS****Most Passes Attempted**

- 46 vs. Carolina, 1/10/04
45 vs. Tennessee, 1/30/00 (SB XXXIV)
@ Minnesota, 12/26/88
44 @ New York Giants, 1/7/90
vs. New England, 2/3/02 (SB XXXVI)

Most Passes Attempted, Opponent

- 53 @ Dallas, 12/26/83
50 vs. Minnesota, 1/16/00
44 vs. Green Bay, 1/20/02

Most Passes Attempted, Both Teams

- 84 @ Dallas, 12/26/83 (Cowboys 53, Rams 31)
83 vs. Minnesota, 1/16/00 (Vikings 50, Rams 33)
81 vs. Tennessee, 1/30/00 (SB XXXIV) (Rams 45, Titans 36)

Fewest Passes Attempted

- 15 vs. New York Giants, 12/23/84
18 @ Washington, 12/28/86
21 @ Dallas, 12/30/79

Fewest Passes Attempted, Opponent

- 9 vs. Philadelphia, 12/18/49
10 vs. Minnesota, 12/26/77
16 @ Dallas, 12/23/73

Fewest Passes Attempted, Both Teams

- 36 vs. Philadelphia, 12/18/49 (Rams 27, Eagles 9)
40 @ Dallas, 12/23/73 (Rams 24, Cowboys 16)
42 vs. Minnesota, 12/26/77 (Rams 32, Vikings 10)

COMPLETIONS**Most Passes Completed**

- 28 vs. New England, 2/3/02 (SB XXXVI)
27 vs. Minnesota, 1/16/00
vs. Carolina, 1/10/04
25 vs. Tampa Bay, 1/23/00
@ New York Giants, 1/7/90

Most Passes Completed, Opponent

32 @ Dallas, 12/26/83
 29 vs. Minnesota, 1/16/00
 27 @ San Francisco, 1/14/90
 @ Seattle, 1/8/05

Most Passes Completed, Both Teams

56 vs. Minnesota, 1/16/00 (Vikings 29, Rams 27)
 48 @ Dallas, 12/26/83 (Cowboys 32, Rams 16)
 46 vs. Tennessee, 1/30/00 (SB XXXIV)
 (Rams 24, Titans 22)

Fewest Passes Completed

6 vs. Dallas, 1/4/86
 7 @ Dallas, 12/23/73
 9 @ Dallas, 12/30/79
 @ Minnesota, 12/26/76
 @ Washington, 12/28/86

Fewest Passes Completed, Opponent

5 vs. Philadelphia, 12/18/49
 vs. Minnesota, 12/26/77
 @ Tampa Bay, 1/6/80
 8 @ Dallas, 12/23/73
 9 vs. Washington, 12/16/45

Fewest Passes Completed, Both Teams

15 vs. Philadelphia, 12/18/49 (Rams 10, Eagles 5)
 15 @ Dallas, 12/23/73 (Cowboys 8, Rams 7)
 17 @ Tampa Bay, 1/6/80 (Rams 12, Buccaneers 5)

YARDS**Most Yards Gained, Passing**

407 vs. Tennessee, 1/30/00 (SB XXXIV)
 374 vs. Minnesota, 1/16/00
 350 @ New Orleans, 12/30/00

Most Yards Gained, Passing, Opponent

389 vs. Minnesota, 1/16/00
 332 @ Seattle, 1/8/05
 315 @ Washington, 1/1/84

Most Yards Gained, Passing, Both Teams

763 vs. Minnesota, 1/16/00 (Vikings 389, Rams 374)
 626 @ Seattle, 1/8/05 (Seahawks 332, Rams 294)
 615 vs. Tennessee, 1/30/00 (SB XXXIV) (Rams 407,
 Titans 208)

Fewest Yards Gained, Passing

47 vs. Dallas, 1/4/86
 66 @ Chicago, 1/12/86
 96 vs. Dallas, 1/4/76

Fewest Yards Gained, Passing, Opponent

42 vs. Minnesota, 12/26/77
 68 vs. Philadelphia, 12/18/49
 70 @ Atlanta, 1/15/05

Fewest Yards Gained, Passing, Both Teams

163 vs. Minnesota, 12/26/77 (Rams 118, Vikings 49)
 166 vs. Philadelphia, 12/18/49 (Rams 98, Eagles 68)
 185 @ Chicago, 1/12/86 (Bears 144, Rams 41)

SACKS**TOTAL SACKS****Most Sacks**

7 @ Dallas, 12/23/73
 5 vs. Cleveland, 12/23/51
 vs. Dallas, 1/4/86
 @ Minnesota, 12/26/88
 vs. Tampa Bay, 1/23/00
 4 Many times, last vs. Minnesota, 1/16/00

Most Sacks, Opponent

5 @ Green Bay, 12/23/67
 @ Dallas, 12/23/73

vs. Dallas, 1/4/76

@ Seattle, 1/8/05

4 @ Pittsburgh, 1/20/80

@ Atlanta, 1/15/05

3 Many times, last @ Chicago, 1/12/86

SACK YARDAGE**Most Sack Yardage**

52 vs. Chicago, 12/17/50
 47 vs. Cleveland, 12/23/51
 44 @ Dallas, 12/23/73

Most Sack Yardage, Opponent

51 vs. Dallas, 1/4/76
 44 @ Green Bay, 12/23/67
 42 vs. Pittsburgh, 1/20/80

INTERCEPTIONS**TOTAL INTERCEPTIONS****Most Interceptions**

6 vs. Green Bay, 1/20/02
 4 @ Detroit, 12/21/52
 3 Many times, last @ Dallas, 1/4/86

Most Interceptions, Opponent

7 vs. Cleveland, 12/26/55
 5 @ Cleveland, 12/24/50
 5 vs. Dallas, 1/7/79

YARDS**Most Yards**

161 vs. Green Bay, 1/20/02
 130 vs. St. Louis, 12/27/75
 111 @ Dallas, 12/26/83

Most Yards, Opponent

123 vs. Dallas, 1/7/79
 103 vs. Cleveland, 12/26/55
 77 vs. New England, 2/3/02 (SB XXXVI)

PUNTING**TOTAL PUNTS****Most Punts**

11 @ Chicago, 1/12/86
 10 vs. Chicago, 12/17/50
 9 vs. Philadelphia, 12/18/49
 @ Dallas, 12/19/76

Most Punts, Opponent

9 @ Philadelphia, 12/31/89
 8 Many times, last vs. New England, 2/3/02 (SB XXXVI)
 6 @ New Orleans, 12/30/00

Fewest Punts

1 vs. Carolina, 1/10/04
 2 vs. Tennessee, 1/30/00 (SB XXXIV)
 3 @ Minnesota, 12/27/69
 @ Washington, 12/28/86
 vs. Minnesota, 1/16/00
 vs. Philadelphia, 1/27/02
 @ Seattle, 1/8/05

Fewest Punts, Opponent

2 Many times, last @ Atlanta, 1/15/05
 3 Many times, last @ Seattle, 1/8/05
 4 Many times, last vs. Philadelphia, 1/27/02

AVERAGE YARDAGE**Highest Average Distance (4 punts)**

50.8 @ Cleveland, 12/24/50
 48.2 @ Minnesota, 12/26/88
 45.8 @ Atlanta, 1/15/05

Highest Average Distance, Opponent (4 punts)

47.6 vs. Minnesota, 1/16/00
46.9 vs. Dallas, 1/4/86
46.7 @ Dallas, 12/23/73

PUNT RETURNS**TOTAL RETURNS****Most Punt Returns**

7 @ Minnesota, 12/26/76
6 vs. Minnesota, 12/31/78
@ Tampa Bay, 1/6/80
5 Five times, last vs. Minnesota, 12/26/88

Most Punt Returns, Opponent

7 vs. Chicago, 12/24/50
5 @ Dallas, 12/28/80
4 vs. Dallas, 1/7/79
@ Dallas, 12/19/76
vs. Dallas, 1/4/76
@ Minnesota, 12/29/74
vs. Pittsburgh, 1/20/80 (SB XIV)

YARDS GAINED**Most Yards, Punt Returns**

82 vs. Minnesota, 12/31/78
76 @ Detroit, 12/21/52
72 vs. Minnesota, 1/16/00

Most Yards, Punt Returns, Opponent

152 @ Atlanta, 1/15/05
82 vs. Chicago, 12/24/50
81 @ Dallas, 12/28/80

KICKOFF RETURNS**TOTAL RETURNS****Most Kickoff Returns**

10 @ Washington, 1/1/84
8 vs. Dallas, 1/4/76
7 vs. Cleveland, 12/26/55
@ Atlanta, 1/15/05

Most Kickoff Returns, Opponent

8 vs. Minnesota, 1/16/00
7 vs. St. Louis, 12/27/75
vs. Green Bay, 1/20/02
vs. Philadelphia, 1/27/02
6 @ Minnesota, 12/27/69
vs. Minnesota, 12/31/78
vs. Carolina 1/10/04
@ Seattle, 1/8/05

YARDS GAINED**Most Yards, Kickoff Returns**

215 vs. Cleveland, 12/26/55
174 vs. Minnesota, 1/16/00
167 vs. Dallas, 1/4/76

Most Yards, Kickoff Returns, Opponent

188 vs. St. Louis, 12/27/75
174 vs. Minnesota, 1/16/00
162 vs. Pittsburgh, 1/20/80 (SB XIV)

FUMBLES**TOTAL FUMBLES****Most Fumbles**

5 vs. St. Louis, 12/27/75
4 @ Minnesota, 12/26/76
@ Chicago, 1/12/86
@ Washington, 12/28/86
3 Many times, last @ New Orleans, 12/30/00

Most Fumbles, Opponent

6 @ Philadelphia, 12/31/89
5 @ Minnesota, 12/29/79

4 vs. Cleveland, 12/23/51
@ New Orleans, 12/30/00

FUMBLES LOST**Most Fumbles Lost**

4 @ Washington, 12/28/86
3 @ Minnesota, 12/29/74
vs. St. Louis, 12/27/75
2 Many times, last @ New Orleans, 12/30/00

Most Fumbles Lost, Opponent

3 @ Cleveland, 12/24/50
@ Green Bay, 12/23/67
vs. Washington, 12/22/74
vs. Dallas, 1/4/86
2 Many times, last vs. Minnesota, 1/16/00

PENALTIES**TOTAL FUMBLES****Most Penalties**

10 vs. New York Giants, 12/23/84
@ Minnesota, 12/26/88
vs. Minnesota, 1/16/00
9 @ New Orleans, 12/30/00
8 vs. Tennessee, 1/30/00 (Super Bowl XXXIV)
@ Washington, 12/28/86
@ Dallas, 12/19/76
vs. Chicago Bears, 12/17/50

Most Penalties, Opponent

13 vs. Carolina, 1/10/04
11 @ Dallas, 12/28/80
10 vs. Dallas, 1/7/79
vs. Minnesota, 1/16/00

Fewest Penalties

1 @ Philadelphia, 12/31/89
2 Many times, last @ San Francisco, 1/14/90
3 @ Tampa Bay, 1/16/80
@ Minnesota, 12/26/76
@ Green Bay, 12/23/67

Fewest Penalties, Opponent

1 vs. Washington, 12/22/74
2 vs. Minnesota, 12/31/78
@ Minnesota, 12/29/74
vs. Philadelphia, 1/27/02
3 vs. Green Bay, 1/20/02
vs. Tampa Bay, 1/23/00
@ San Francisco, 1/14/90
@ Cleveland, 12/24/50

YARDS PENALIZED**Most Yards Penalized**

94 @ Dallas, 12/19/76
78 @ Washington, 12/28/86
75 vs. New York Giants, 12/23/84

Most Yards Penalized, Opponent

92 vs. Carolina, 1/10/04
85 vs. Dallas, 1/7/79
81 vs. New York Giants, 12/23/84

Fewest Yards Penalized

5 @ Philadelphia, 12/31/89
10 @ San Francisco, 1/14/90
26 vs. Pittsburgh, 1/20/80 (SB XIV)

Fewest Yards Penalized, Opponent

12 vs. Minnesota, 12/31/78
15 vs. Philadelphia, 1/27/02
20 @ Minnesota, 12/29/74
vs. Green Bay, 1/20/02

INDIVIDUAL SUPER BOWL RECORDS



SCORING

POINTS

Most Points, Game

- 9 Jeff Wilkins, vs. Tennessee, 1/30/00
- 6 Ron Smith, vs. Pittsburgh, 1/20/80
- Cullen Bryant, vs. Pittsburgh, 1/20/80
- Frank Corral, vs. Pittsburgh, 1/20/80
- Torry Holt, vs. Tennessee, 1/30/00
- Isaac Bruce, vs. Tennessee, 1/30/00
- Kurt Warner, vs. New England, 2/3/02
- Ricky Proehl, vs. New England, 2/3/02

Game, Opponent

- 12 Franco Harris, vs. Pittsburgh, 1/20/80
- Eddie George, vs. Tennessee, 1/30/00
- 6 Ty Law, vs. New England, 2/3/02
- David Patten, vs. New England, 2/3/02 00

TOUCHDOWNS

Game

- 1 Ron Smith, vs. Pittsburgh, 1/20/80
- Cullen Bryant, vs. Pittsburgh, 1/20/80
- Torry Holt, vs. Tennessee, 1/30/00
- Isaac Bruce, vs. Tennessee, 1/30/00
- Kurt Warner, vs. New England, 2/3/02
- Ricky Proehl, vs. New England, 2/3/02

Game, Opponent

- 2 Franco Harris, vs. Pittsburgh, 1/20/80
- Eddie George, vs. Tennessee, 1/30/00
- 1 Ty Law, vs. New England, 2/3/02
- David Patten, vs. New England, 2/3/02

POINTS AFTER TOUCHDOWNS

Most Attempted, Game

- 2 Jeff Wilkins, vs. Tennessee, 1/30/00
- Jeff Wilkins, vs. New England, 2/3/02
- 1 Frank Corral, vs. Pittsburgh, 1/20/80

Most Made, Game

- 2 Jeff Wilkins, vs. Tennessee, 1/30/00
- Jeff Wilkins, vs. New England, 2/3/02
- 1 Frank Corral, vs. Pittsburgh, 1/20/80

Made, Opponent

- 4 Matt Bahr, vs. Pittsburgh, 1/20/80
- 2 Adam Vinatieri, vs. New England, 2/3/02
- 1 Al Del Greco, vs. Tennessee, 1/30/00

FIELD GOALS

Most Attempted, Game

- 4 Jeff Wilkins, vs. Tennessee, 1/30/00
- 2 Jeff Wilkins, vs. New England, 2/3/02
- Frank Corral vs. Pittsburgh, 1/20/80

Most Attempted, Opponent, Game

- 3 Al Del Greco, vs. Tennessee, 1/30/00
- 2 Adam Vinatieri, vs. New England, 2/3/02
- 1 Matt Bahr, vs. Pittsburgh, 1/20/80

Most Made, Game

- 3 Jeff Wilkins, vs. Tennessee, 1/30/00
- 2 Frank Corral, vs. Pittsburgh, 1/20/80
- 1 Jeff Wilkins, vs. New England, 2/3/02

Most Made, Opponent, Game

- 2 Adam Vinatieri, vs. New England, 2/3/02
- 1 Al Del Greco, vs. Tennessee, 1/30/00
- Matt Bahr, vs. Pittsburgh, 1/20/80

Most Consecutive Field Goals Made

- 2 Jeff Wilkins, vs. Tennessee, 1/30/00
- Frank Corral, vs. Pittsburgh, 1/20/80

Most Consecutive Games Made

- 2 Jeff Wilkins, vs. Tennessee, 1/30/00
- 1 Frank Corral, vs. Pittsburgh, 1/20/80

Longest Field Goal

- 50 Jeff Wilkins, vs. New England, 2/3/02
- 45 Frank Corral, vs. Pittsburgh, 1/20/80
- 31 Frank Corral, vs. Pittsburgh, 1/20/80

Longest Field Goal, Opponent

- 48 Adam Vinatieri, vs. New England, 2/3/02
- 43 Al Del Greco, vs. Tennessee, 1/30/00
- 41 Matt Bahr, vs. Pittsburgh, 1/20/80

RUSHING

ATTEMPTS

Game

- 17 Wendell Tyler, vs. Pittsburgh, 1/20/80
- Marshall Faulk, vs. New England, 2/3/02
- 10 Marshall Faulk, vs. Tennessee, 1/30/00
- 6 Cullen Bryant, vs. Pittsburgh, 1/20/80

Opponent, Game

- 28 Eddie George, vs. Tennessee, 1/30/00
- 20 Franco Harris, vs. Pittsburgh, 1/20/80
- 18 Antowain Smith, vs. New England, 2/3/02

YARDS GAINED

Game

- 76 Marshall Faulk, vs. New England, 2/3/02
- 60 Wendell Tyler, vs. Pittsburgh, 1/20/80
- 30 Cullen Bryant, vs. Pittsburgh, 1/20/80

Game, Opponent

- 95 Eddie George, vs. Tennessee, 1/30/00
- 92 Antowain Smith, vs. New England, 2/3/02
- 64 Steve McNair, vs. Tennessee, 1/30/00

Longest Run

- 39 Wendell Tyler, vs. Pittsburgh, 1/20/80
- 15 Marshall Faulk, vs. New England, 2/3/02
- 14 Cullen Bryant, vs. Pittsburgh, 1/20/80

Longest Run, Opponent

- 23 Steve McNair, vs. Tennessee, 1/30/00
- 22 David Patten, vs. New England, 2/3/02
- 17 Antowain Smith, vs. New England, 2/3/02

AVERAGE GAIN

Game (10 attempts)

- 3.50 Wendell Tyler, vs. Pittsburgh, 1/20/80
- 1.70 Marshall Faulk, vs. Tennessee, 1/30/00

TOUCHDOWNS

Game

- 1 Cullen Bryant, vs. Pittsburgh, 1/20/80
- Kurt Warner, vs. New England, 2/3/02

Game, Opponent

- 2 Franco Harris, vs. Pittsburgh, 1/20/80
- Eddie George, vs. Tennessee, 1/30/00

PASSING

ATTEMPTS

Game	
45	Kurt Warner, vs. Tennessee, 1/30/00
44	Kurt Warner, vs. New England, 2/3/02
25	Vince Ferragamo, vs. Pittsburgh, 1/20/80

Game, Opponent

36	Steve McNair, vs. Tennessee, 1/30/00
27	Tom Brady, vs. New England, 2/3/02
21	Terry Bradshaw, Pittsburgh, 1/20/80

COMPLETIONS

Game	
28	Kurt Warner, vs. New England, 2/3/02
24	Kurt Warner, vs. Tennessee, 1/30/00
15	Vince Ferragamo, vs. Pittsburgh, 1/20/80

Game, Opponent

22	Steve McNair, Tennessee, 1/30/00
16	Tom Brady, vs. New England, 2/3/02
14	Terry Bradshaw, Pittsburgh, 1/20/80

COMPLETION PERCENTAGE

Game (20 attempts)

63.6	Kurt Warner, vs. New England, 2/3/02 (28 of 44)
60.0	Vince Ferragamo, vs. Pittsburgh, 1/20/80 (15 of 25)
53.3	Kurt Warner, vs. Tennessee, 1/30/00 (24 of 45)

Game, Opponent (20 attempts)

66.7	Terry Bradshaw, vs. Pittsburgh, 1/20/80 (14 of 21)
61.1	Steve McNair, vs. Tennessee, 1/30/00 (22 of 36)
59.3	Tom Brady, vs. New England, 2/3/02 (16 of 27)

YARDS GAINED

Game	
414	Kurt Warner, vs. Tennessee, 1/30/00
365	Kurt Warner, vs. New England, 2/3/02
212	Vince Ferragamo, vs. Pittsburgh, 1/20/80

Game, Opponent

309	Terry Bradshaw, Pittsburgh, 1/20/80
214	Steve McNair, Tennessee, 1/30/00
145	Tom Brady, vs. New England, 2/3/02

Longest Pass Completion (All TDs unless noted)

73t	Kurt Warner (to Isaac Bruce), vs. Tennessee, 1/30/00
52	Kurt Warner (to Marshall Faulk), vs. Tennessee, 1/30/00
50	Vince Ferragamo (to Billy Waddy), vs. Pittsburgh, 1/20/80

Longest Pass Completion, Opponent (All TDs unless noted)

73t	Terry Bradshaw, (to John Stallworth), Pittsburgh, 1/20/80
47t	Terry Bradshaw, (to Lynn Swann), Pittsburgh, 1/20/80
45	Terry Bradshaw (to John Stallworth), Pittsburgh, 1/20/80

TOUCHDOWNS

Game	
2	Kurt Warner, vs. Tennessee, 1/30/00
1	Lawrence McCutcheon, vs. Pittsburgh, 1/20/80
1	Kurt Warner, vs. New England, 2/3/02

Game, Opponent

2	Terry Bradshaw, vs. Pittsburgh, 1/20/80
1	Tom Brady, vs. New England, 2/3/02

HAD INTERCEPTED

Game

2	Kurt Warner, vs. New England, 2/3/02
1	Vince Ferragamo, vs. Pittsburgh, 1/20/80

Game, Opponent

3	Terry Bradshaw, Pittsburgh, 1/20/80
---	-------------------------------------

Most Attempts, No Interceptions, Game

45	Kurt Warner, vs. Tennessee, 1/30/00
----	-------------------------------------

Most Attempts, No Interceptions, Opponent

36	Steve McNair, vs. Tennessee, 1/30/00
27	Tom Brady, vs. New England, 2/3/02

TIMES SACKED

Game

4	Vince Ferragamo, vs. Pittsburgh 1/20/80
3	Kurt Warner, vs. New England, 2/3/02
1	Kurt Warner, vs. Tennessee, 1/30/00

Game, Opponent

1	Steve McNair, Tennessee, 1/30/00
	Tom Brady, vs. New England, 2/3/02
	Kevin Faulk, vs. New England, 2/3/02

PASS RECEIVING

RECEPTIONS

Game

7	Torry Holt, vs. Tennessee, 1/30/00
6	Isaac Bruce, vs. Tennessee, 1/30/00
5	Marshall Faulk, vs. Tennessee, 1/30/00
	Isaac Bruce, vs. New England, 2/3/02
	Az-Zahir Hakim, vs. New England, 2/3/02
	Torry Holt, vs. New England, 2/3/02

Game, Opponent

7	Jackie Harris, Tennessee, 1/30/00
6	Troy Brown, vs. New England, 2/3/02
5	Frank Wycheck, Tennessee, 1/30/00
	Lynn Swann, Pittsburgh, 1/20/80

YARDS

Game

162	Isaac Bruce, vs. Tennessee, 1/30/00
109	Torry Holt, vs. Tennessee, 1/30/00
90	Marshall Faulk, vs. Tennessee, 1/30/00
	Az-Zahir Hakim, vs. New England, 2/3/02

Game, Opponent

121	Lance Stallworth, vs. Pittsburgh, 1/20/80
89	Troy Brown, vs. New England, 2/3/02
79	Lynn Swann, vs. Pittsburgh, 1/20/80

Longest Pass Reception (All TDs unless noted)

73t	Isaac Bruce, vs. Tennessee, 1/30/00
52	Marshall Faulk, vs. Tennessee, 1/30/00
50	Billy Waddy, vs. Pittsburgh, 1/20/80

Longest Pass Reception, Opponent

73t	John Stallworth, vs. Pittsburgh, 1/20/80
47t	Lynn Swann, vs. Pittsburgh, 1/20/80
45t	John Stallworth, vs. Pittsburgh, 1/20/80

AVERAGE GAIN

Game (3 receptions)

27.0	Isaac Bruce, vs. Tennessee, 1/30/00 (6-162)
23.7	Ricky Proehl, vs. New England, 2/3/02 (3-71)
18.0	Marshall Faulk, vs. Tennessee, 1/30/00 (5-90)
	Az-Zahir Hakim, vs. New England, 2/3/02 (5-90)

TOUCHDOWNS

Game

- 1 Ron Smith, vs. Pittsburgh, 1/20/80
- Torry Holt, vs. Tennessee, 1/30/00
- Isaac Bruce, vs. Tennessee, 1/30/00
- Ricky Proehl, vs. New England, 2/3/02

Game, Opponent

- 1 Lynn Swann, vs. Pittsburgh, 1/20/80
- Lance Stallworth, vs. Pittsburgh, 1/20/80
- David Patten, vs. New England, 2/3/02

RUSHING-RECEIVING

ATTEMPTS

Game

- 21 Marshall Faulk, vs. New England, 2/3/02
- 20 Wendell Tyler, vs. Pittsburgh, 1/20/80
- 15 Marshall Faulk, vs. Tennessee, 1/30/00

YARDS

Game

- 130 Marshall Faulk, vs. New England, 2/3/02
- 117 Marshall Faulk, vs. Tennessee, 1/30/00
- 80 Wendell Tyler, vs. Pittsburgh, 1/20/80

PUNTING

PUNTS

Game

- 5 Ken Clark, vs. Pittsburgh, 1/20/80
- 4 John Baker, vs. New England, 2/3/02
- 2 Mike Horan, vs. Tennessee, 1/30/00

Game, Opponent

- 8 Ken Walter, vs. New England, 2/3/02
- 3 Craig Hentrich, Tennessee, 1/30/00
- 2 Craig Colquitt, Pittsburgh, 1/20/80

Longest Punt

- 59 Ken Clark, vs. Pittsburgh, 1/20/80
- 49 John Baker, vs. New England, 2/3/02
- 47 Mike Horan, vs. Tennessee, 1/30/00

Longest Punt, Opponent

- 53 Ken Walter, vs. New England, 2/3/02
- 50 Craig Colquitt, vs. Pittsburgh, 1/20/80
- 49 Craig Hentrich, vs. Tennessee, 1/30/00

AVERAGE GROSS YARDS

Game (3 punts)

- 44.0 Ken Clark, vs. Pittsburgh, 1/20/80 (5-220)
- 39.8 John Baker, vs. New England, 2/3/02 (4-159)

Game, Opponent (3 punts)

- 43.1 Ken Walter, vs. New England, 2/3/02 (8-345)
- 43.0 Craig Hentrich, vs. Tennessee, 1/30/00

HAD BLOCKED

Most Consecutive Punts, None Blocked

- 5 Ken Clark, vs. Pittsburgh, 1/20/80
- 4 John Baker, vs. New England, 2/3/02
- 2 Mike Horan, vs. Tennessee, 1/30/80

INSIDE 20

Game

- 3 John Baker, vs. New England, 2/3/02

PUNT RETURNS

RETURNS

Game

- 3 Dre' Bly, vs. New England, 2/3/02
- 2 Az-Zahir Hakim, vs. Tennessee, 1/30/00
- 1 Eddie Brown, vs. Pittsburgh, 1/20/80

Game, Opponent

- 2 Theo Bell, vs. Pittsburgh, 1/20/80
- Jim Smith, vs. Pittsburgh, 1/20/80
- 1 Derrick Mason, vs. Tennessee, 1/30/00
- Troy Brown, vs. New England, 2/3/02

FAIR CATCHES

Game

- 2 Dre' Bly, vs. New England, 2/3/02

Game, Opponent

- 1 Troy Brown, vs. New England, 2/3/02

YARDS GAINED

Game

- 8 Az-Zahir Hakim, vs. Tennessee, 1/30/00
- 6 Dre' Bly, vs. New England, 2/3/02
- 4 Eddie Brown, vs. Pittsburgh, 1/20/80

Game, Opponent

- 17 Theo Bell, Pittsburgh, 1/20/80
- 14 Jim Smith, Pittsburgh, 1/20/80
- 4 Troy Brown, vs. New England, 2/3/02

Longest Punt Return

- 10 Az-Zahir Hakim, vs. Tennessee, 1/30/00
- 7 Dre' Bly, vs. New England, 2/3/02
- 4 Eddie Brown, vs. Pittsburgh, 1/30/00

Longest Punt Return, Opponent

- 11 Theo Bell, Pittsburgh, 1/20/80
- 7 Jim Smith, Pittsburgh, 1/20/80
- 4 Troy Brown, vs. New England, 2/3/02

AVERAGE YARDAGE

Game (2 returns)

- 4.0 Az-Zahir Hakim, vs. Tennessee, 1/30/00
- 2.0 Dre' Bly, vs. New England, 2/3/02

Game, Opponent (3 returns)

- 8.5 Theo Bell, Pittsburgh, 1/20/80
- 7.0 Jim Smith, Pittsburgh, 1/20/80

KICKOFF RETURNS

RETURNS

Game

- 4 Tony Horne, vs. Tennessee, 1/30/00
- 3 Eddie Hill, vs. Pittsburgh, 1/20/80
- Yo Murphy, vs. New England, 2/3/02

Game, Opponent

- 5 Derrick Mason, vs. Tennessee, 1/30/00
- Larry Anderson, vs. Pittsburgh, 1/20/80
- 3 Patrick Pass, vs. New England, 2/3/02

YARDS

Game

- 81 Yo Murphy, vs. New England, 2/3/02
- 55 Tony Horne, vs. Tennessee, 1/30/00
- 47 Eddie Hill, vs. Pittsburgh, 1/20/80

Game, Opponent

162	Larry Anderson, vs. Pittsburgh, 1/20/80
122	Derrick Mason, vs. Tennessee, 1/30/00
85	Patrick Pass, vs. New England, 2/3/02

Longest Kickoff Return

38	Yo Murphy, vs. New England, 2/3/02
27	Eddie Hill, vs. Pittsburgh, 1/20/80
25	Tony Horne, vs. Tennessee, 1/30/00

Longest Kickoff Return, Opponent

45	Larry Anderson, vs. Pittsburgh, 1/20/80
35	Derrick Mason, vs. Tennessee, 1/30/00
	Patrick Pass, vs. New England, 2/3/02

AVERAGE YARDAGE

Game (3 returns)

15.6	Eddie Hill, vs. Pittsburgh, 1/20/80 (3-47)
13.8	Tony Horne, vs. Tennessee, 1/30/00 (4-55)

Game, Opponent

32.4	Larry Anderson, vs. Pittsburgh, 1/20/80 (5-162)
24.4	Derrick Mason, vs. Tennessee, 1/30/00 (5-122)

INTERCEPTIONS BY

Game

1	Dave Elmendorf, vs. Pittsburgh, 1/20/80
	Eddie Brown, vs. Pittsburgh, 1/20/80
	Rod Perry, vs. Pittsburgh, 1/20/80

Game, Opponent

1	Jack Lambert, Pittsburgh, 1/20/80
	Ty Law, vs. New England, 2/3/02
	Otis Smith, vs. New England, 2/3/02

YARDS GAINED

Game

10	Dave Elmendorf, vs. Pittsburgh, 1/20/80
6	Eddie Brown, vs. Pittsburgh, 1/20/80

Game, Opponent

47	Ty Law, vs. New England, 2/3/02
30	Otis Smith, vs. New England, 2/3/02
16	Jack Lambert, vs. Pittsburgh, 1/20/80

Longest Return

10	Dave Elmendorf, vs. Pittsburgh, 1/20/80
6	Eddie Brown, vs. Pittsburgh, 1/20/80

Longest Return, Opponent

47t	Ty Law, New England, 2/3/02
30	Otis Smith, New England, 2/3/02
16	Jack Lambert, vs. Pittsburgh, 1/20/80

FUMBLES

OPPONENTS FUMBLES RECOVERED

Game, Opponent

1	Terrell Buckley vs. New England, 2/3/02
---	---

Longest Fumble Return

None

Longest Fumble Return, Opponent

15	Terrell Buckley vs. New England, 2/3/02
----	---

SACKS

TOTAL SACKS

Game

1	Leonard Little, vs. New England, 2/3/02
	Grant Wistrom, vs. New England, 2/3/02
	Kevin Carter, vs. Tennessee, 1/30/00

Game, Opponent

1	Willie McGinest, vs. New England, 2/3/02
	Richard Seymour, vs. New England, 2/3/02
	Bobby Hamilton, vs. New England, 2/3/02
	Jason Fisk, Tennessee, 1/30/00
	J.T. Thomas, Pittsburgh, 1/20/80
	Robin Cole, Pittsburgh, 1/20/80
	Steve Furness, Pittsburgh, 1/20/80
	John Banaszak, Pittsburgh, 1/20/80

BLOCKED KICKS

BLOCKED FIELD GOALS

Game

1	Todd Lyght, vs. Tennessee, 1/30/00
---	------------------------------------

TEAM SUPER BOWL RECORDS



SCORING

Most Points

- 23 vs. Tennessee, 1/30/00 (Rams 23, Titans 16)
- 19 vs. Pittsburgh, 1/20/80 (Steelers 31, Rams 19)
- 17 vs. New England, 2/3/02 (Patriots 20, Rams 17)

Most Points, Opponent

- 31 vs. Pittsburgh, 1/20/80 (Steelers 31, Rams 19)
- 20 vs. New England, 2/3/02 (Patriots 20, Rams 17)
- 16 Tennessee, 1/30/00 (Rams 23, Titans 16)

Fewest Points

- 17 vs. New England, 2/3/02 (Patriots 20, Rams 17)
- 19 vs. Pittsburgh, 1/20/80 (Steelers 31, Rams 19)
- 23 vs. Tennessee, 1/30/00 (Rams 23, Titans 16)

Fewest Points, Opponent

- 16 vs. Tennessee, 1/30/00 (Rams, 23, Titans 16)
- 20 vs. New England, 2/3/02 (Patriots 20, Rams 17)
- 31 vs. Pittsburgh, 1/20/80 (Steelers 31, Rams 19)

Most Decisive Win

- 7 vs. Tennessee, 1/30/00 (Rams 23, Titans 16)

Most Decisive Loss

- 3 vs. New England, 2/3/02 (Patriots 20, Rams 17)
- 12 vs. Pittsburgh, 1/20/80 (Steelers 31, Rams 19)

Most Points, Both Teams

- 50 vs. Pittsburgh, 1/20/80 (Steelers 31, Rams 19)
- 39 vs. Tennessee, 1/30/00 (Rams 23, Titans 16)
- 37 vs. New England, 2/3/02 (Patriots 20, Rams 17)

FIRST DOWNS

Most First Downs

- 26 vs. New England, 2/3/02
- 23 vs. Tennessee, 1/30/00
- 16 vs. Pittsburgh, 1/20/80

Most First Downs, Opponent

- 27 vs. Tennessee, 1/30/00
- 19 vs. Pittsburgh, 1/20/80
- 15 vs. New England, 2/3/02

Most First Downs, Both Teams

- 50 vs. Tennessee, 1/30/00
- 41 vs. New England, 2/3/02
- 35 vs. Pittsburgh, 1/20/80

Fewest First Downs

- 16 vs. Pittsburgh, 1/20/80
- 23 vs. Tennessee, 1/30/00
- 26 vs. New England, 2/3/02

Fewest First Downs, Opponent

- 27 Tennessee, 1/30/00
- 19 Pittsburgh, 1/20/80
- 15 vs. New England, 2/3/02

Fewest First Downs, Both Teams

- 35 vs. Pittsburgh, 1/20/80
- 41 vs. New England, 2/3/02
- 50 vs. Tennessee, 1/30/00

Most First Downs, Rushing

- 7 vs. New England, 2/3/02
- 6 vs. Pittsburgh, 1/20/00
- 1 vs. Tennessee, 1/30/00

Most First Downs, Rushing, Opponent

- 12 vs. Tennessee, 1/30/00
- 8 vs. Pittsburgh, 1/20/80
- 6 vs. New England, 2/3/02

Fewest First Downs, Rushing

- 1 vs. Tennessee, 1/30/00
- 6 vs. Pittsburgh, 1/20/80
- 7 vs. New England, 2/3/02

Fewest First Downs, Rushing, Opponent

- 6 vs. New England, 2/3/02
- 8 vs. Pittsburgh, 1/20/80
- 12 vs. Tennessee, 1/30/00

Most First Downs, Passing

- 18 vs. Tennessee, 1/30/00
- 16 vs. New England, 2/3/02
- 9 vs. Pittsburgh, 1/20/80

Most First Downs, Passing, Opponent

- 13 vs. Tennessee, 1/30/00
- 10 vs. Pittsburgh, 1/20/80
- 8 vs. New England, 2/3/02

Fewest First Downs, Passing

- 9 vs. Pittsburgh, 1/20/80
- 16 vs. New England, 2/3/02
- 18 vs. Tennessee, 1/30/00

Fewest First Downs, Passing, Opponent

- 8 vs. New England, 2/3/02
- 10 vs. Pittsburgh, 1/20/80
- 13 vs. Tennessee, 1/30/00

Most First Downs, Penalty

- 4 vs. Tennessee, 1/30/00
- 3 vs. New England, 2/3/02
- 1 vs. Pittsburgh, 1/20/80

Most First Downs, Penalty, Opponent

- 2 vs. Tennessee, 1/30/00
- 1 vs. Pittsburgh, 1/20/80
- vs. New England, 2/3/02

NET YARDS GAINED RUSHING-PASSING

Most Yards Gained

- 436 vs. Tennessee, 1/30/00
- 427 vs. New England, 2/3/02
- 301 vs. Pittsburgh, 1/20/80

Most Yards Gained, Opponent

- 393 vs. Pittsburgh, 1/20/80
- 367 vs. Tennessee, 1/30/00
- 267 vs. New England, 2/3/02

Most Yards Gained, Both Teams

- 803 vs. Tennessee, 1/30/00 (Rams 436, Titans 367)
- 694 vs. Pittsburgh, 1/20/80 (Rams 301, Steelers 393)
- vs. New England, 2/3/02 (Rams 427, Patriots 267)

Fewest Yards Gained

- 301 vs. Pittsburgh, 1/20/80
- 427 vs. New England, 2/3/02
- 436 vs. Tennessee, 1/30/00

Fewest Yards Gained, Opponent

- 267 vs. New England, 2/3/02
- 367 vs. Tennessee, 1/30/00
- 393 vs. Pittsburgh, 1/20/80

Fewest Yards Gained, Both Teams

- 694 vs. Pittsburgh, 1/20/80 (Rams 301, Steelers 393)
- vs. New England, 2/3/02 (Rams 427, Patriots 267)
- 803 vs. Tennessee, 1/30/00 (Rams 436, Titans 367)

RUSHING

ATTEMPTS

Most Rushing Attempts

- 29 vs. Pittsburgh, 1/20/80
- 22 vs. New England, 2/3/02
- 13 vs. Tennessee, 1/30/00

Most Rushing Attempts, Opponent

- 37 vs. Pittsburgh, 1/20/80
- 36 vs. Tennessee, 1/30/00
- 25 vs. New England, 2/3/02

Fewest Rushing Attempts

13	vs. Tennessee, 1/30/00
22	vs. New England, 2/3/02
29	vs. Pittsburgh, 1/20/80

Fewest Rushing Attempts, Opponent

25	vs. New England, 2/3/02
36	vs. Tennessee, 1/30/00
37	vs. Pittsburgh, 1/20/80

YARDS**Most Yards Gained Rushing**

107	vs. Pittsburgh, 1/20/80
90	vs. New England, 2/3/02
29	vs. Tennessee, 1/30/00

Most Yards Gained Rushing, Opponents

159	vs. Tennessee, 1/30/00
133	vs. New England, 2/3/02
84	vs. Pittsburgh, 1/20/80

Most Yards Gained Rushing, Both Teams

223	vs. New England, 2/3/02 (Rams 90, Patriots 133)
191	vs. Pittsburgh, 1/20/80 (Rams 107, Steelers 84)
188	vs. Tennessee, 1/30/00 (Rams 29, Titans 159)

Fewest Yards Gained Rushing

29	vs. Tennessee, 1/30/00
90	vs. New England, 2/3/02
107	vs. Pittsburgh, 1/20/80

Fewest Yards Gained Rushing, Opponent

84	vs. Pittsburgh, 1/20/80
133	vs. New England, 2/3/02
159	vs. Tennessee, 1/30/00

Fewest Yards Gained Rushing, Both Teams

188	vs. Tennessee, 1/30/00 (Rams 29, Titans 159)
191	vs. Pittsburgh, 1/20/80 (Rams 107, Steelers 84)
223	vs. New England, 2/3/02 (Rams 90, Patriots 133)

PASSING**ATTEMPTS****Most Passes Attempted**

45	vs. Tennessee, 1/30/00
44	vs. New England, 2/3/02
26	vs. Pittsburgh, 1/20/80

Most Passes Attempted, Opponent

36	vs. Tennessee, 1/30/00
27	vs. New England, 2/3/02
21	vs. Pittsburgh, 1/20/80

Most Passes Attempted, Both Teams

81	vs. Tennessee, 1/30/00 (Rams 45, Tennessee 36)
71	vs. New England, 2/3/02 (Rams 44, New England 27)
47	vs. Pittsburgh, 1/20/80 (Rams 26, Pittsburgh 21)

Fewest Passes Attempted

26	vs. Pittsburgh, 1/20/80
44	vs. New England, 2/3/02
45	vs. Tennessee, 1/30/00

Fewest Passes Attempted, Opponent

21	vs. Pittsburgh, 1/20/80
27	vs. New England, 2/3/02
36	vs. Tennessee, 1/30/00

Fewest Passes Attempted, Both Teams

47	vs. Pittsburgh, 1/20/80 (Rams 26, Steelers 21)
71	vs. New England, 2/3/02 (Rams 44, Patriots 27)
81	vs. Tennessee, 1/30/00 (Rams 45, Titans 36)

COMPLETIONS**Most Passes Completed**

28	vs. New England, 2/3/02
24	vs. Tennessee, 1/30/00
16	vs. Pittsburgh, 1/20/80

Most Passes Completed, Opponent

22	vs. Tennessee, 1/30/00
16	vs. New England, 2/3/02
14	vs. Pittsburgh, 1/20/80

Most Passes Completed, Both Teams

46	vs. Tennessee, 1/30/00 (Rams 24, Titans 22)
44	vs. New England, 2/3/02 (Rams 28, Patriots 16)
30	vs. Pittsburgh, 1/20/80 (Rams 16, Steelers 14)

Fewest Passes Completed

16	vs. Pittsburgh, 1/20/80
24	vs. Tennessee, 1/30/00
28	vs. New England, 2/3/02

Fewest Passes Completed, Opponent

14	vs. Pittsburgh, 1/20/80
16	vs. New England, 2/3/02
22	vs. Tennessee, 1/30/00

Fewest Passes Completed, Both Teams

30	vs. Pittsburgh, 1/20/80 (Rams 16, Steelers 14)
44	vs. New England, 2/3/02 (Rams 28, Patriots 16)
46	vs. Tennessee, 1/30/00 (Rams 24, Titans 22)

YARDS**Most Yards Gained, Passing**

407	vs. Tennessee, 1/30/00
337	vs. New England, 2/3/02
194	vs. Pittsburgh, 1/20/80

Most Yards Gained, Passing, Opponent

309	vs. Pittsburgh, 1/20/80
208	vs. Tennessee, 1/30/00
134	vs. New England, 2/3/02

Most Yards Gained, Passing, Both Teams

615	vs. Tennessee, 1/30/00 (Rams 407, Titans 208)
503	vs. Pittsburgh, 1/20/80 (Steelers 309, Rams 194)
471	vs. New England, 2/3/02 (Rams 337, Patriots 134)

Fewest Yards Gained, Passing

194	vs. Pittsburgh, 1/20/80
337	vs. New England, 2/3/02
407	vs. Tennessee, 1/30/00

Fewest Yards Gained, Passing, Opponent

134	vs. New England, 2/3/02
208	vs. Tennessee, 1/30/00
309	vs. Pittsburgh, 1/20/80

Fewest Yards Gained, Passing, Both Teams

471	vs. New England, 2/3/02 (Rams 337, Patriots 134)
503	vs. Pittsburgh, 1/20/80 (Steelers 309, Rams 194)
615	vs. Tennessee, 1/30/00 (Rams 407, Titans 208)

SACKS**TOTAL SACKS****Most Sacks**

2	vs. New England, 2/3/02
1	vs. Tennessee, 1/30/00

Most Sacks, Opponent

4	vs. Pittsburgh, 1/20/80
3	vs. New England, 2/3/02
1	vs. Tennessee 1/30/00

SACK YARDAGE**Most Sack Yardage**

11	vs. New England, 2/3/02
6	vs. Tennessee, 1/30/00

Most Sack Yardage, Opponent

42	vs. Pittsburgh, 1/20/80
28	vs. New England, 2/3/02
7	vs. Tennessee 1/30/00

INTERCEPTIONS BY

TOTAL INTERCEPTIONS

Most Interceptions

3 vs. Pittsburgh, 1/20/80

Most Interceptions, Opponent

2 vs. New England, 2/3/02

1 vs. Pittsburgh, 1/20/80

YARDS

Most Yards

21 vs. Pittsburgh, 1/20/80

Most Yards, Opponent

77 vs. New England, 2/3/02

16 vs. Pittsburgh, 1/20/80

PUNTING

TOTAL PUNTS

Most Punts

5 vs. Pittsburgh, 1/20/80

4 vs. New England, 2/3/02

2 vs. Tennessee, 1/30/00

Most Punts, Opponent

8 vs. New England, 2/3/02

3 vs. Tennessee, 1/30/00

2 vs. Pittsburgh, 1/20/80

Fewest Punts

2 vs. Tennessee, 1/30/00

4 vs. New England, 2/3/02

5 vs. Pittsburgh, 1/20/80

Fewest Punts, Opponent

2 vs. Pittsburgh, 1/20/80

3 vs. Tennessee, 1/30/00

8 vs. New England, 2/3/02

AVERAGE YARDAGE

Highest Average Distance (3 punts)

44.0 vs. Pittsburgh, 1/20/80

39.8 vs. New England, 2/3/02

Highest Average Distance, Opponent (3 punts)

43.1 vs. New England, 2/3/02

43.0 vs. Tennessee, 1/30/00

PUNT RETURNS

TOTAL RETURNS

Most Punt Returns

3 vs. New England, 2/3/02

2 vs. Tennessee, 1/30/00

1 vs. Pittsburgh, 1/20/80

Most Punt Returns, Opponent

4 vs. Pittsburgh, 1/20/80

1 vs. Tennessee, 1/30/00

vs. New England, 2/3/02

YARDS GAINED

Most Yards, Punt Returns

8 vs. Tennessee, 1/30/00

6 vs. New England, 2/3/02

4 vs. Pittsburgh, 1/20/80

Most Yards, Punt Returns, Opponent

31 vs. Pittsburgh, 1/20/80

4 vs. New England, 2/3/02

KICKOFF RETURNS

TOTAL RETURNS

Most Kickoff Returns

6 vs. Pittsburgh, 1/20/80

4 vs. Tennessee, 1/30/00

vs. New England, 2/3/02

Most Kickoff Returns, Opponent

5 vs. Pittsburgh, 1/20/80

vs. Tennessee, 1/30/00

4 vs. New England, 2/3/02

YARDS GAINED

Most Yards, Kickoff Returns

82 vs. New England, 2/3/02

79 vs. Pittsburgh, 1/20/80

55 vs. Tennessee, 1/30/00

Most Yards, Kickoff Returns, Opponent

162 vs. Pittsburgh, 1/20/80

122 vs. Tennessee, 1/30/00

100 vs. New England, 2/3/02

FUMBLES

TOTAL FUMBLES

Most Fumbles

2 vs. Tennessee, 1/30/00

vs. New England, 2/3/02

Most Fumbles, Opponent

1 vs. Tennessee, 1/30/00

FUMBLES LOST

Most Fumbles Lost

1 vs. New England, 2/3/02

PENALTIES

TOTAL PENALTIES

Most Penalties

8 vs. Tennessee, 1/30/00

2 vs. Pittsburgh, 1/30/00

Most Penalties, Opponent

7 Tennessee, 1/30/00

6 Pittsburgh, 1/20/80

Fewest Penalties

2 vs. Pittsburgh, 1/20/80

8 vs. Tennessee, 1/30/00

Fewest Penalties, Opponent

6 Pittsburgh, 1/20/80

7 Tennessee, 1/30/00

YARDS PENALIZED

Most Yards Penalized

60 vs. Tennessee, 1/30/00

26 vs. Pittsburgh, 1/20/80

Most Yards Penalized, Opponent

65 Pittsburgh, 1/20/80

45 Tennessee, 1/30/00

Fewest Yards Penalized

26 vs. Pittsburgh, 1/20/80

60 vs. Tennessee, 1/30/00

Fewest Yards Penalized, Opponent

45 Tennessee, 1/30/00

65 Pittsburgh, 1/20/80

RAMS BIG DAYS / PLAYOFFS



Bold denotes player active with Rams

Italics denotes rookie

RUSHING

248	Eric Dickerson vs. Dallas	Jan. 4, 1986	(34 carries, 2 TD)
202	Lawrence McCutcheon vs. St. Louis.....	Dec. 27, 1975	(37 carries, 0 TD)
159	Marshall Faulk vs. Philadelphia	Jan. 27, 2002	(31 carries, 2 TD)
158	Eric Dickerson @ Washington	Dec. 28, 1986	(26 carries, 0 TD)
128	Lawrence McCutcheon @ Minnesota	Dec. 26, 1976	(26 carries, 1 TD)
124	Greg Bell @ Minnesota.....	Dec. 26, 1988	(27 carries, 1 TD)
107	Eric Dickerson vs. New York Giants	Dec. 23, 1984	(23 carries, 1 TD)
106	Cullen Bryant @ Tampa Bay	Jan. 6, 1980	(18 carries, 0 TD)
102	Lawrence McCutcheon vs. Minnesota	Dec. 26, 1977	(16 carries, 0 TD)
101	Jim Gillette vs. Washington.....	Dec. 16, 1945	(17 carries, 0 TD)
100	Cullen Bryant vs. Minnesota	Dec. 31, 1978	(27 carries, 1 TD)

CAREER 100-YARD RUSHING PLAYOFF GAMES

Games	Player	W-L	Games	Player	W-L
3	Eric Dickerson	1-2	1	Marshall Faulk.....	1-0
3	Lawrence McCutcheon	1-2	1	Jim Gillette	1-0
2	Cullen Bryant.....	2-0			
1	Greg Bell	0-1			

PASSING

414	Kurt Warner vs. Tennessee (SB XXXIV)	Jan. 30, 2000	(24 / 45, 2 TD, 0 Int)
391	Kurt Warner vs. Minnesota	Jan. 16, 2000	(27 / 33, 5 TD, 1 Int)
365	Kurt Warner @ New Orleans	Dec. 30, 2000	(24 / 40, 3 TD, 3 Int)
365	Kurt Warner vs. New England (SB XXXVI).....	Feb. 3, 2002	(28 / 44, 1 TD, 2 Int)
332	Marc Bulger vs. Carolina.....	Jan. 10, 2004	(27 / 46, 0 TD, 3 Int)
315	Jim Everett @ New York Giants	Jan. 7, 1990	(25 / 44, 2 TD, 1 Int)
313	Marc Bulger @ Seattle	Jan. 8, 2005	(18 / 32, 2 TD, 1 Int)
312	Bob Waterfield @ Cleveland.....	Dec. 24, 1950	(18 / 31, 1 TD, 4 Int)

CAREER 300-YARD PASSING PLAYOFF GAMES

Games	Player.....	W-L	Games	Player	W-L
4	Kurt Warner.....	2-2	1	Jim Everett.....	1-0
2	Marc Bulger.....	1-1	1	Bob Waterfield.....	1-0

RECEIVING

198	Tom Fears vs. Chicago	Dec. 17, 1950	(7 receptions, 3 TD)
162	Isaac Bruce vs. Tennessee (SB XXXIV).....	Jan. 30, 2000	(6 receptions, 1 TD)
146	Tom Fears vs. Cleveland	Dec. 23, 1951	(4 receptions, 1 TD)
139	Harold Jackson @ Minnesota	Dec. 29, 1974	(3 receptions, 1 TD)
136	Tom Fears @ Cleveland	Dec. 24, 1950	(9 receptions, 0 TD)
133	Isaac Bruce vs. Minnesota	Jan. 16, 2000	(4 receptions, 1 TD)
128	Kevin Curtis @ Atlanta.....	Jan. 15, 2005	(7 receptions, 1 TD)
127	Isaac Bruce @ New Orleans	Dec. 30, 2000	(7 receptions, 1 TD)
125	Jim Benton vs. Washington	Dec. 16, 1945	(9 receptions, 1 TD)
125	Henry Ellard @ New York Giants	Dec. 7, 1990	(8 receptions, 0 TD)
117	Preston Dennard @ Dallas	Dec. 28, 1980	(6 receptions, 1 TD)
116	Skeet Quinlan vs. Cleveland.....	Dec. 26, 1955	(5 receptions, 1 TD)
116	Harold Jackson @ Dallas	Dec. 19, 1976	(6 receptions, 0 TD)
116	Isaac Bruce vs. Carolina	Jan. 10, 2004	(7 receptions, 0 TD)
109	Torry Holt vs. Tennessee (SB XXXIV)	Jan. 30, 2000	(7 receptions, 1 TD)
108	Ron Jessie vs. Minnesota	Dec. 31, 1978	(6 receptions, 1 TD)
108	Torry Holt @ Seattle	Jan. 8, 2005	(6 receptions, 1 TD)
107	Kevin Curtis @ Seattle.....	Jan. 8, 2005	(4 receptions, 0 TD)
100	Ricky Proehl vs. Tampa Bay.....	Jan. 23, 2000	(6 receptions, 1 TD)

CAREER 100-YARD RECEIVING PLAYOFF GAMES

Games	Player.....	W-L	Games	Player	W-L
4	Isaac Bruce	2-2	1	Jim Benton.....	1-0
3	Tom Fears	2-1	1	Preston Dennard.....	0-1
2	Kevin Curtis.....	1-1	1	Henry Ellard.....	1-0
2	Torry Holt.....	2-0	1	Ricky Proehl.....	1-0
2	Harold Jackson.....	1-1	1	Skeet Quinlan.....	0-1

RAMS LONGEST PLAYS/PLAYOFFS

RUSHING

65	Eric Dickerson @ Washington	Dec. 28, 1986
55t	Eric Dickerson vs. Dallas	Jan. 4, 1986
54	Greg Bell, @ Philadelphia	Dec. 31, 1989
47	Skeet Quinlan @ Detroit	Dec. 21, 1952
39	Wendell Tyler vs. Pittsburgh	Jan. 20, 1980
38	Marshall Faulk vs. Green Bay	Jan. 20, 2002
35	Wendell Tyler vs. Dallas	Dec. 30, 1979
31	Marshall Faulk vs. Philadelphia	Jan. 27, 2002

PASSING

82t	Bob Waterfield to Glenn Davis @ Cleveland	Dec. 24, 1950
77t	Kurt Warner to Isaac Bruce vs. Minnesota	Jan. 16, 2000
73t	Norm Van Brocklin to Tom Fears vs. Cleveland	Dec. 23, 1951
73t	James Harris to Harold Jackson @ Minnesota	Dec. 29, 1974
73t	Kurt Warner to Isaac Bruce vs. Tennessee (SB XXXIV)	Jan. 16, 2000
68t	Bob Waterfield to Tom Fears vs. Chicago	Dec. 17, 1950
67	Norm Van Brocklin to Skeet Quinlan vs. Cleveland	Dec. 26, 1955
66t	Ron Jaworski to Harold Jackson vs. St. Louis	Dec. 29, 1975
65	Vince Ferragamo to Willie Miller @ Dallas	Jan. 7, 1979

PUNT RETURNS

65	Az-Zahir Hakim @ New Orleans	Dec. 30, 2000
57t	Verda (V.T.) Smith @ Detroit	Dec. 21, 1952
37	Eddie Brown @ Tampa Bay	Jan. 6, 1980
34	Az-Zahir Hakim vs. Minnesota	Jan. 16, 2000
32	Clifford Hicks @ Minnesota	Dec. 26, 1988
30	Jim Bertelsen @ Dallas	Dec. 23, 1973

KICKOFF RETURNS

95t	Tony Horne vs. Minnesota	Jan. 16, 2000
46	Robert Delpino @ San Francisco	Jan. 14, 1990
43	Woodley Lewis vs. Cleveland	Dec. 26, 1955
43	Yo Murphy vs. Philadelphia	Jan. 27, 2002
41	Cullen Bryant @ Dallas	Dec. 23, 1973
38	Ron Brown @ New York Giants	Jan. 7, 1990
38	Yo Murphy vs. New England (SB XXXVI)	Feb. 3, 2002
37	Henry Ellard @ Washington	Jan. 1, 1984
36	Tony Horne vs. Minnesota	Jan. 16, 2000

INTERCEPTION RETURNS

94	LeRoy Irvin @ Dallas	Dec. 26, 1983
65t	Bill Simpson vs. St. Louis	Dec. 27, 1975
59t	Isiah Robertson @ Dallas	Dec. 23, 1973
47t	Jack Youngblood vs. St. Louis	Dec. 27, 1975

GAME RECORDS

2016 MEDIA GUIDE



MONTH-TO-MONTH RECORDS



YEAR	AUG	SEPT	OCT	NOV	DEC	JAN	FEB	RECORD
1937		1-2	0-5	0-3				1-10
1938		0-3	3-1	0-3	1-0			4-7
1939		0-2	2-2-1	2-1	1-0			5-5-1
1940		1-1	1-3	2-2	0-0-1			4-6-1
1941		2-1	0-4	0-4				2-9
1942		2-1	1-3	2-2				5-6
1943			Operation Suspended/World War II					
1944		1-0	2-2	1-3	0-1			4-6
1945		1-0	3-1	4-0	2-0*			10-1*
1946		0-1	2-1-1	2-2	2-0			6-4-1
1947		1-0	2-2	1-4	2-0			6-6
1948		1-0	1-3-1	2-2	2-0			6-5-1
1949		1-0	5-0	1-1-2	1-1*			8-2-2*
1950		1-1	4-1	3-1	2-1*			10-4*
1951		1-0	2-2	3-1	2-1*			8-4*
1952		0-1	2-2	5-0	2-1*			9-4*
1953		1-0	3-1	2-2-1	2-0			8-3-1
1954		1-0	1-3-1	3-1	1-1			6-5-1
1955		1-0	3-2	2-1-1	2-1*			8-4-1*
1956		1-0	0-4	1-3	2-1			4-8
1957		1-0	1-3	2-2	2-1			6-6
1958		0-1	2-2	4-1	2-0			8-4
1959		0-1	2-2	0-5	0-2			2-10
1960		0-1	1-3-1	2-1	1-2			4-7-1
1961		0-2	1-4	2-2	1-2			4-10
1962		0-3	1-3	0-3-1	0-3			1-12-1
1963		0-3	2-2	2-2	1-2			5-9
1964		2-0-1	2-2	1-4	0-1-1			5-7-2
1965		1-1	0-5	1-3	2-1			4-10
1966		3-1	1-3	3-1	1-1			8-6
1967		2-0	2-1-2	4-0	3-1*	1-0*		12-2-2*
1968		3-0	3-1	3-0-1	1-2			10-3-1
1969		2-0	4-0	5-0	0-4*	1-0*		12-4-0*
1970		2-0	2-2	3-1-1	2-1			9-4-1
1971		0-1-1	4-1	2-2	2-1			8-5-1
1972		1-0-1	3-1	1-3	1-3			6-7-1
1973		3-0	3-1	3-1	3-1*			12-3*
1974		2-1	3-1	3-1	3-2*			11-5*
1975		1-1	4-0	4-1	4-0*	0-1*		13-3*
1976		2-0-1	4-1	2-2	3-1*			11-4-1*
1977		1-1	3-2	4-0	2-2*			10-5*
1978		4-0	3-2	3-1	3-1*	0-1*		13-5*
1979		3-2	1-3	3-1	3-1*	1-1*		11-8*
1980		2-2	3-1	4-1	2-2*			11-6*
1981		2-2	2-2	1-4	1-2			6-10
1982		0-2	strike	1-1	0-4	1-0		2-7
1983		2-2	3-2	3-1	2-2*	0-1*		10-8*
1984		3-2	2-2	3-1	2-2*			10-7*
1985		4-0	2-1	2-2	2-2	1-1*		11-6*
1986		3-1	3-1	3-2	1-3*			10-7*
1987		0-2	1-3	3-2	2-2			6-9
1988		4-0	3-2	0-4	3-1*			10-7*
1989		3-0	2-3	3-1	4-1*	1-1*		13-6*
1990		1-2	1-3	2-2	1-4			5-11
1991		2-3	1-2	0-4	0-4			3-13
1992		2-2	1-2	1-4	2-2			6-10
1993		2-2	0-4	1-2	1-3	1-0		5-11
1994		2-2	1-3	1-3	0-4			4-12
1995		4-0	1-3	1-3	1-3			7-9
1996		1-3	1-3	1-3	3-1			6-10
1997	1-0	1-3	0-3	1-4	2-1			5-11
1998		1-3	1-2	1-4	1-3			4-12
1999		2-0	4-1	3-1	4-0	3-1*		16-3*
2000		4-0	3-1	1-3	2-3*			10-7*
2001		3-0	3-1	2-1	5-0	3-0*	0-1*	16-3*
2002		0-4	2-1	3-1	2-3			7-9
2003		2-2	3-0	4-1	3-1	0-1*		12-5*
2004		1-2	3-1	2-2	2-2	2-1*		10-8*
2005		2-1	2-3	1-2	0-4	1-0		6-10
2006		2-1	2-2	1-3	3-2			8-8
2007		0-4	0-4	2-1	1-4			3-13
2008		0-4	2-1	0-5	0-4			2-14
2009		0-3	0-4	1-3	0-4	0-1		1-15
2010		1-2	3-2	1-2	2-2	0-1		7-9
2011		0-3	1-3	1-3	0-4	0-1		2-14
2012		2-2	1-3	1-1-1	3-2			7-8-1
2013		1-3	2-2	2-1	2-3			7-9
2014		1-2	1-3	3-2	1-3			6-10
2015		1-2	2-1	1-4	3-1	0-1		7-9
TOTALS	1-0	111-100-4	151-162-7	154-157-8	127-131-2*	16-13*	0-1*	560-564-21*
R/S	1-0	111-100-4	151-161-7	154-157-8	117-125-2	7-5	0-0	534-540-21

* postseason games included in record

HOME & AWAY RECORDS



HOME Year	W	L	T	Pct.	Home Stadium	AWAY Year	W	L	T	Pct.
1937	0	5	0	.000	League Park	1937	1	5	0	.167
1938	2	2	0	.500	League Park/ Shaw Stadium	1938* +	2	5	0	.286
1939*#	3	2	1	.583	Municipal Stadium	1939	2	3	0	.400
1940	3	1	1	.700	Municipal Stadium	1940	1	5	0	.167
1941*%	1	4	0	.200	Municipal Stadium	1941	1	5	0	.167
1942	3	2	0	.600	Municipal Stadium	1942 * ^	2	4	0	.333
1944	1	2	0	.333	League Park	1944	3	4	0	.429
1945	4	0	0	1.000	League/Shaw	1945	5	1	0	.833
1946	3	2	0	.600	Memorial Coliseum	1946	3	2	1	.583
1947	3	3	0	.500	Memorial Coliseum	1947	3	3	0	.500
1948	3	2	1	.583	Memorial Coliseum	1948	3	3	0	.500
1949	5	1	0	.833	Memorial Coliseum	1949	3	1	2	.667
1950	5	1	0	.833	Memorial Coliseum	1950	4	2	0	.667
1951	4	2	0	.667	Memorial Coliseum	1951	4	2	0	.667
1952	5	1	0	.833	Memorial Coliseum	1952	4	2	0	.667
1953	5	1	0	.833	Memorial Coliseum	1953	3	2	1	.583
1954	3	2	1	.583	Memorial Coliseum	1954	3	3	0	.500
1955	5	1	0	.833	Memorial Coliseum	1955	3	2	1	.583
1956	4	2	0	.667	Memorial Coliseum	1956	0	6	0	.000
1957	5	1	0	.833	Memorial Coliseum	1957	1	5	0	.167
1958	4	2	0	.667	Memorial Coliseum	1958	4	2	0	.667
1959	0	6	0	.000	Memorial Coliseum	1959	2	4	0	.333
1960	2	3	1	.417	Memorial Coliseum	1960	2	4	0	.333
1961	4	3	0	.571	Memorial Coliseum	1961	0	7	0	.000
1962	0	7	0	.000	Memorial Coliseum	1962	1	5	1	.214
1963	3	4	0	.429	Memorial Coliseum	1963	2	5	0	.286
1964	3	2	2	.571	Memorial Coliseum	1964	2	5	0	.286
1965	3	4	0	.429	Memorial Coliseum	1965	1	6	0	.143
1966	5	2	0	.714	Memorial Coliseum	1966	3	4	0	.429
1967	5	1	1	.786	Memorial Coliseum	1967	6	0	1	.929
1968	5	2	0	.714	Memorial Coliseum	1968	5	1	1	.786
1969	5	2	0	.714	Memorial Coliseum	1969	6	1	0	.857
1970	3	3	1	.500	Memorial Coliseum	1970	6	1	0	.857
1971	4	2	1	.643	Memorial Coliseum	1971	4	3	0	.571
1972	4	3	0	.571	Memorial Coliseum	1972	2	4	1	.357
1973	7	0	0	1.000	Memorial Coliseum	1973	5	2	0	.714
1974	6	1	0	.857	Memorial Coliseum	1974	4	3	0	.571
1975	6	1	0	.857	Memorial Coliseum	1975	6	1	0	.857
1976	5	2	0	.714	Memorial Coliseum	1976	5	1	1	.786
1977	7	0	0	1.000	Memorial Coliseum	1977	3	4	0	.429
1978	6	2	0	.750	Memorial Coliseum	1978	6	2	0	.750
1979	4	4	0	.500	Memorial Coliseum	1979	5	3	0	.625
1980	6	2	0	.750	Anaheim Stadium	1980	5	3	0	.625
1981	4	4	0	.500	Anaheim Stadium	1981	2	6	0	.250
1982	1	4	0	.200	Anaheim Stadium	1982	1	3	0	.250
1983	5	3	0	.625	Anaheim Stadium	1983	4	4	0	.500
1984	5	3	0	.625	Anaheim Stadium	1984	5	3	0	.625
1985	6	2	0	.750	Anaheim Stadium	1985	5	3	0	.625
1986	6	2	0	.750	Anaheim Stadium	1986	4	4	0	.500
1987	3	4	0	.429	Anaheim Stadium	1987	3	5	0	.375
1988	4	4	0	.500	Anaheim Stadium	1988	6	2	0	.750
1989	6	2	0	.750	Anaheim Stadium	1989	5	3	0	.625
1990	2	6	0	.250	Anaheim Stadium	1990	3	5	0	.375
1991	2	6	0	.250	Anaheim Stadium	1991	1	7	0	.125
1992	4	4	0	.500	Anaheim Stadium	1992	2	6	0	.250
1993	3	5	0	.375	Anaheim Stadium	1993	2	6	0	.250
1994	3	5	0	.375	Anaheim Stadium	1994	1	7	0	.125
1995	4	4	0	.500	Busch Stadium/ Trans World Dome	1995	3	5	0	.375
1996	4	4	0	.500	Trans World Dome	1996	2	6	0	.250
1997	2	6	0	.250	Trans World Dome	1997	3	5	0	.375
1998	2	6	0	.250	Trans World Dome	1998	2	6	0	.250
1999	8	0	0	1.000	Trans World Dome	1999	5	3	0	.625
2000	5	3	0	.625	Trans World Dome	2000	5	3	0	.625
2001	6	2	0	.750	Dome at America's Center	2001	8	0	0	1.000
2002	6	2	0	.750	Edward Jones Dome	2002	1	7	0	.125
2003	8	0	0	1.000	Edward Jones Dome	2003	4	4	0	.500
2004	6	2	0	.750	Edward Jones Dome	2004	2	6	0	.250
2005	3	5	0	.375	Edward Jones Dome	2005	3	5	0	.375
2006	4	4	0	.500	Edward Jones Dome	2006	4	4	0	.500
2007	1	7	0	.125	Edward Jones Dome	2007	2	6	0	.250
2008	1	7	0	.125	Edward Jones Dome	2008	1	7	0	.125
2009	0	8	0	.000	Edward Jones Dome	2009	1	7	0	.125
2010	5	3	0	.625	Edward Jones Dome	2010	2	6	0	.250
2011	1	7	0	.125	Edward Jones Dome	2011	1	7	0	.125
2012 * ^	4	4	0	.500	Edward Jones Dome	2012	3	4	1	.438
2013	5	3	0	.625	Edward Jones Dome	2013	2	6	0	.286
2014	3	5	0	.375	Edward Jones Dome	2014	3	5	0	.375
2015	5	3	0	.625	Edward Jones Dome	2015	2	6	0	.250
TOTALS	301	234	10	.561		TOTALS	239	308	11	.438

* Record includes neutral site game

Rams played Philadelphia in Colorado Springs and were the home team

% Rams played Pittsburgh in Akron and were the home team

^ Rams played New England in London and were the home team

* Record includes neutral site game

+ Rams played Pittsburgh in New Orleans and were the road team

^ Rams played Chicago Cardinals in Buffalo and were the road team

RAMS OVERTIME GAMES



The Rams have played in 31 overtime games, 29 in the regular season and two in the playoffs, since the NFL adopted the extra period in 1974. The Rams have a 15-14-2 record overall in overtime games.

Score by Quarters	1	2	3	4	OT	Total	Winning Score
Oct. 12, 1975 @ San Diego Stadium							
RAMS	0	3	7	0	3	13	FG Dempsey 22
San Diego	0	0	10	0	0	10	
Sept. 19, 1976 @ Metropolitan Stadium							
RAMS	0	0	0	10	0	10	
Minnesota	0	3	0	7	0	10	
Dec. 2, 1979 @ Memorial Coliseum							
Minnesota	7	7	0	7	0	21	
RAMS	7	7	7	0	6	27	Cromwell 5-yard run
Dec. 7, 1980 @ Rich Stadium							
RAMS	0	0	7	0	0	7	
Buffalo	0	0	7	0	3	10	FG Mike-Mayer 30
Dec. 21, 1980 @ Anaheim Stadium							
Atlanta	7	7	0	3	0	17	
RAMS	3	0	14	0	3	20	FG Corral 23
Sept. 25, 1983 @ Shea Stadium							
RAMS	14	0	3	7	0	24	
New York Jets	7	7	7	3	3	27	FG Leahy 22
Oct. 5, 1986 @ Anaheim Stadium							
Tampa Bay	0	10	7	3	0	20	
RAMS	14	3	0	3	6	26	Dickerson 42-yard run
Dec. 14, 1986 @ Anaheim Stadium							
Miami	0	21	7	3	6	37	
RAMS	0	7	14	10	0	31	Duper 20-yard pass from Marino
Nov. 5, 1989 @ Hubert Humphery Metrodome							
RAMS	7	0	0	14	0	21	
Minnesota	3	9	6	3	2	23	Safety, Merriweather blocked punt
Nov. 26, 1989 @ Louisiana Superdome							
RAMS	0	3	0	14	3	20	
New Orleans	7	3	7	0	0	17	FG Lansford 31
Jan. 7, 1990 @ Giants Stadium (NFC Divisional Playoff Game)							
RAMS	0	7	0	6	6	19	
New York Giants	6	0	7	0	0	13	Anderson 30-yard pass from Everett
Oct. 7, 1990 @ Anaheim Stadium							
Cincinnati	14	7	7	3	3	34	
RAMS	0	7	14	10	0	31	FG Breech 44
Sept. 29, 1996 @ Sun Devil Stadium							
RAMS	7	14	7	0	0	28	
Arizona	0	14	0	14	3	31	FG Davis 24
Oct. 27, 1996 @ Memorial Stadium							
RAMS	7	6	7	11	0	31	
Baltimore	0	6	11	14	6	37	Jackson 22-yard pass from Testaverde
Sept. 9, 2001 @ Veterans Stadium							
RAMS	7	7	3	0	3	20	
Philadelphia	3	0	0	14	0	17	FG Wilkins 26
Sept. 14, 2003 @ Edward Jones Dome							
San Francisco	7	3	7	7	0	24	
RAMS	7	0	7	10	3	27	FG Wilkins 28
Nov. 23, 2003 @ Sun Devil Stadium							
RAMS	14	3	7	3	3	30	
Arizona	0	10	7	10	0	27	FG Wilkins 49

RAMS OVERTIME GAMES



Score by Quarters

	1	2	3	4	OT	Total	Winning Score
Jan. 10, 2004 @ Edward Jones Dome (NFC Divisional Playoff Game) - 2 OT							
Carolina	0	10	6	7	0	29	Smith 69-yard pass from Delhomme
RAMS	3	6	3	11	0	23	
Sept. 26, 2004 @ Edward Jones Dome							
New Orleans	0	13	3	9	3	28	FG Carney 31
RAMS	7	3	0	15	0	25	
Oct. 10, 2004 @ Qwest Field							
RAMS	0	7	3	17	6	33	McDonald 52-yard pass from Bulger
Seattle	7	17	0	3	0	27	
Jan., 2, 2005 @ Edward Jones Dome							
New York Jets	3	7	16	3	0	29	
RAMS	0	14	7	8	3	32	FG Wilkins 31
Nov. 27, 2005 @ Reliant Stadium							
RAMS	0	3	7	17	6	33	Curtis 56-yard pass from Fitzpatrick
Houston	7	17	0	3	0	27	
Dec. 24, 2006 @ Edward Jones Dome							
Washington	7	14	7	3	0	31	
RAMS	0	14	14	3	6	37	Jackson 21-yard run
Oct. 18, 2009 @ Municipal Stadium							
Jacksonville	6	0	0	14	3	23	FG Scobee 36
RAMS	7	3	0	10	0	20	
Nov. 14, 2010 @ Candlestick Park							
RAMS	3	7	7	3	0	20	FG Nedney 29
San Francisco	7	3	0	10	3	23	
Nov. 6, 2011 @ University of Phoenix Stadium							
RAMS	3	6	4	0	0	13	
Cardinals	3	0	3	7	6	19	Peterson 99-yard PR
Nov. 11, 2012 @ Candlestick Park							
RAMS	14	0	3	7	0	24	
San Francisco	0	7	0	17	0	24	
Dec. 2, 2012 @ Edward Jones Dome							
San Francisco	7	0	0	6	0	13	
RAMS	0	0	2	11	3	16	Zuerlein 54-yard field goal
Sept. 13, 2015 @ Edward Jones Dome							
Seattle	7	3	3	18	0	31	
RAMS	0	10	14	7	3	34	Zuerlein 37-yard field goal
Nov. 8, 2015 @ TCF Bank Stadium							
RAMS	6	9	0	3	0	18	
Vikings	10	0	8	0	3	21	Walsh 40-yard field goal
Jan. 3, 2016 @ Levis Stadium							
RAMS	3	13	0	0	0	16	
49ers	0	10	3	3	3	19	Dawson 23-yard field goal

PRIME TIME RAMS



RAMS ON MONDAY NIGHT

YEAR	DATE	OPPONENT	NETWORK	SCORE	W/L	ATTENDANCE
1968	Sept. 16	at St. Louis	--	24-13	W	49,757
1970	Oct. 26	at Minnesota	(ABC)	3-13	L	47,900
	Dec. 14	DETROIT	(ABC)	23-28	L	79,441
1971	Nov. 8	at Baltimore	(ABC)	17-24	L	57,722
	Dec. 13	WASHINGTON	(ABC)	24-38	L	80,402
1972	Dec. 4	at San Francisco	(ABC)	26-16	W	61,214
1973	Dec. 10	NEW YORK GIANTS	(ABC)	40-6	W	73,328
1974	Nov. 4	at San Francisco	(ABC)	15-13	W	57,502
	Dec. 9	WASHINGTON	(ABC)	17-23	L	87,313
1975	Nov. 3	at Philadelphia	(ABC)	42-3	W	64,601
1976	Oct. 11	SAN FRANCISCO	(ABC)	0-16	L	80,532
	Nov. 8	at Cincinnati	(ABC)	12-20	L	52,480
1977	Oct. 10	at Chicago	(ABC)	23-24	L	51,412
	Oct. 24	MINNESOTA	(ABC)	35-3	W	62,414
1978	Oct. 30	at Atlanta	(ABC)	7-15	L	57,250
	Dec. 11	CINCINNATI	(ABC)	19-20	L	47,471
1979	Nov. 19	ATLANTA	(ABC)	20-14	W	54,097
1980	Nov. 24	at New Orleans	(ABC)	27-7	W	53,448
	Dec. 15	DALLAS	(ABC)	38-14	W	65,154
1981	Sept. 28	at Chicago	(ABC)	24-7	W	62,461
	Dec. 14	ATLANTA	(ABC)	21-16	W	57,054
1983	Nov. 14	at Atlanta	(ABC)	36-13	W	31,203
1984	Sept. 3	DALLAS	(ABC)	13-20	L	65,403*
	Oct. 22	at Atlanta	(ABC)	24-10	W	52,861*
1985	Sept. 23	at Seattle	(ABC)	35-24	W	63,292*
	Dec. 9	at San Francisco	(ABC)	27-20	W	60,581
	Dec. 23	LOS ANGELES RAIDERS	(ABC)	6-16	L	66,676*
1986	Nov. 3	at Chicago	(ABC)	20-17	W	64,877*
1987	Oct. 26	at Cleveland	(ABC)	17-30	L	76,933*
	Nov. 23	at Washington	(ABC)	30-26	W	53,614*
	Dec. 21	DALLAS	(ABC)	21-29	L	64,949*
1988	Dec. 5	CHICAGO	(ABC)	23-3	W	65,579*
1989	Oct. 16	at Buffalo	(ABC)	20-23	L	76,231*
	Dec. 11	SAN FRANCISCO	(ABC)	27-30	L	67,959*
1990	Oct. 29	at Pittsburgh	(ABC)	10-41	L	56,466*
	Dec. 17	SAN FRANCISCO	(ABC)	10-26	L	65,619*
	Dec. 31	at New Orleans	(ABC)	17-20	L	68,647*
1991	Nov. 25	SAN FRANCISCO	(ABC)	10-33	L	61,881*
2000	Sept. 4	DENVER	(ABC)	41-36	W	65,956*
	Nov. 20	WASHINGTON	(ABC)	20-33	L	66,087*
	Dec. 18	at Tampa Bay	(ABC)	35-38	L	65,563*
2001	Oct. 8	at Detroit	(ABC)	35-0	W	77,765*
	Nov. 26	TAMPA BAY	(ABC)	17-24	L	66,198*
	Dec. 17	at New Orleans	(ABC)	34-21	W	70,332*
2002	Sept. 23	at Tampa Bay	(ABC)	14-26	L	65,652*
	Nov. 18	CHICAGO	(ABC)	21-16	W	66,250*
	Dec. 30	SAN FRANCISCO	(ABC)	31-20	W	66,118*
2003	Oct. 13	ATLANTA	(ABC)	36-0	W	66,075*
	Dec. 8	at Cleveland	(ABC)	26-20	W	73,108*
2004	Oct. 18	TAMPA BAY	(ABC)	28-21	W	66,040*
	Nov. 29	at Green Bay	(ABC)	17-45	L	70,385*
	Dec. 27	PHILADELPHIA	(ABC)	20-7	W	66,129*
2005	Oct. 17	at Indianapolis	(ABC)	28-45	L	57,703*
2006	Dec. 11	CHICAGO	(ESPN)	27-42	L	66,234*
2011	Sep. 19	at New York Giants	(ESPN)	16-28	L	78,290*
	Dec. 12	at Seattle	(ESPN)	13-30	L	66,577*
2013	Oct. 28	SEATTLE	(ESPN)	9-14	L	55,966*
2014	Oct. 13	SAN FRANCISCO	(ESPN)	17-31	L	56,802*

TOTALS:

Monday Night Football Record: **27-31**

Home: **12-16**

Road: **15-15**

Games after Monday Night: **35-20**

(NOTE - 3 MNF games were to end the regular season)

Games after Monday Night win: **17-10**

Games after Monday Night loss: **18-10**



RAMS ON SUNDAY NIGHT

YEAR	DATE	OPPONENT	NETWORK	SCORE	W/L	ATTENDANCE
1979	Oct. 14	at Dallas	(ABC)	6-30	L	64,462
1981	Oct. 18	at Dallas	(ABC)	17-29	L	64,649
1987	Dec. 27	at San Francisco	(ESPN)	0-48	L	57,950*
1988	Dec. 18	at San Francisco	(ESPN)	38-16	W	62,444*
1989	Nov. 26	at New Orleans	(ESPN)	20-17	W	64,274*
1990	Oct. 14	at Chicago	(TNT)	9-38	L	59,383*
1991	Sept. 15	at New Orleans	(TNT)	7-24	L	68,583*
	Dec. 22	at Seattle	(ESPN)	9-23	L	51,100*
1992	Oct. 11	at New Orleans	(TNT)	10-13	L	68,591*
	Dec. 6	at Tampa Bay	(ESPN)	31-27	W	38,387
1994	Nov. 20	at San Francisco	(ESPN)	27-31	L	62,774*
1996	Nov. 24	GREEN BAY	(ESPN)	9-24	L	61,499*
1997	Dec. 14	CHICAGO	(ESPN)	10-13	L	66,030*
2000	Nov. 5	CAROLINA	(ESPN)	24-27	L	66,048*
2001	Nov. 18	at New England	(ESPN)	24-17	W	60,292*
2002	Dec. 15	ARIZONA	(ESPN)	30-28	W	65,939*
2003	Nov. 9	BALTIMORE	(ESPN)	33-22	W	66,085*
2004	Oct. 3	at San Francisco	(ESPN)	24-14	W	66,696*
2005	Jan. 1, 2006	at Dallas	(ESPN)	20-10	W	63,131*
2010	Jan. 2, 2011	at Seattle	(NBC)	6-16	L	67,325*
TOTALS:		Sunday Night Record: 8-12 Home: 2-3 Road: 6-9				

RAMS ON THURSDAY NIGHT

YEAR	DATE	OPPONENT	NETWORK	SCORE	W/L	ATTENDANCE
1979	Sept. 6	at Denver	(ABC)	13-9	W	74,884
1980	Sept. 11	at Tampa Bay	(ABC)	9-10	L	66,576
1982	Dec. 2	SAN FRANCISCO	(ABC)	24-30	L	58,754*
1993	Oct. 14	at Atlanta	(TNT)	24-30	L	45,231
1995	Oct. 12	ATLANTA	(TNT)	21-19	W	59,700*
1998	Dec. 3	at Philadelphia	(ESPN)	14-17	L	66,155
2007	Dec. 20	PITTSBURGH	(NFL Network)	24-41	L	65,705*
2012	Oct. 4	ARIZONA	(NFL Network)	17-3	W	54,641*
2013	Sept. 26	SAN FRANCISCO	(NFL Network)	11-35	L	56,626*
2014	Dec. 11	ARIZONA	(NFL Network)	6-12	L	58,898*
2015	Dec. 17	TAMPA BAY	(NFL Network)	31-23	W	51,295
TOTALS:		Thursday Night Record: 4-7 Home: 3-4 Road: 1-3				

RAMS ON FRIDAY NIGHT

YEAR	DATE	OPPONENT	NETWORK	SCORE	W/L	ATTENDANCE
1984	Dec. 14	at San Francisco	(ABC)	16-19	L	59,743*
1986	Dec. 19	at San Francisco	(ABC)	14-24	L	60,366*
TOTALS:		Friday Night Record: 0-2 Home: 0-0 Road: 0-2				

RAMS ON SATURDAY NIGHT

YEAR	DATE	OPPONENT	NETWORK	SCORE	W/L	ATTENDANCE
1975	Dec. 20	PITTSBURGH		10-3	W	69,389*
1976	Dec. 11	at Detroit	(ABC)	20-17	W	73,470
TOTALS:		Saturday Night Record: 2-0 Home: 1-0 Road: 1-0				

PRIME TIME TOTALS: 40-52

Home: 17-23

Road: 23-29

* indicates sellout

REGULAR SEASON SUMMARIES

2016 MEDIA GUIDE



COACH: JEFF FISHER

2015 (7-9) 3RD, NFC WEST



Date	W/L	Score	Opponent	Attend.
9/13	W	34-31 (OT)	Seattle Seahawks	(51,414)
9/20	L	24-10	at Washington Redskins	(72,460)
9/27	L	12-6	Pittsburgh Steelers	(52,452)
10/4	W	24-22	at Arizona Cardinals	(63,146)
10/11	L	24-10	at Green Bay Packers	(78,432)
10/25	W	24-6	Cleveland Browns	(51,236)
11/1	W	27-6	San Francisco 49ers	(51,206)
11/8	L	21-18	at Minnesota Vikings	(52,406)
11/15	L	37-13	Chicago Bears	(58,638)
11/22	L	16-13 (OT)	at Baltimore Ravens	(71,105)
11/29	L	31-7	at Cincinnati Bengals	(61,022)
12/6	L	27-3	Arizona Cardinals	(51,156)
12/13	W	21-14	Detroit Lions	(51,198)
12/17	W	31-23	Tampa Bay Buccaneers	(51,436)
12/27	W	23-17	at Seattle Seahawks	(69,080)
1/3/16	L	19-16 (OT)	at San Francisco 49ers	(70,799)
Total Attendance				(957,186)

	RAMS	OPP
Total First Downs	241	320
Rushing	92	98
Passing	126	192
Penalty	23	30
3rd Down: Made/Att	52/201-25.9%	78/225-34.7%
4th Down: Made/Att	4/13-30.8%	4/15-26.7%
Possession Avg.	27:35	32:25
Total Net Yards	4,761	5,885
Avg. Per Game	297.6	367.8
Total Plays	920	1,091
Avg. Per Play	5.2	5.4
Net Yards Rushing	1,956	1,820
Avg. Per Game	122.3	113.8
Total Rushes	429	453
Net Yards Passing	2,805	4,065
Avg. Per Game	175.3	254.1
Sacked/Yards Lost	18/126	41/236
Gross Yards	2,931	4,301
Attempts/Completions	473/273	597/399
Completion Pct.	57.7%	66.8%
Had Intercepted	11	13
Punts/Average	96/47.9	83/44.8
Net Avg.	43.7	38.8
Penalties/Yards	122/1,007	109/992
Fumbles/Ball Lost	22/10	28/13
Touchdowns	31	32
Rushing	16	7
Passing	11	21
Returns	4	4

Score By Periods	Q1	Q2	Q3	Q4	OT	T
RAMS	69	93	64	51	3	280
Opponents	77	71	72	104	6	330

Scoring	TD	Ru	Pa	Rt	PAT	FG	2Pt	Pts
Greg Zuerlein	0	0	0	0	26/28	20/30	0	86
Tavon Austin	10	4	5	1	0/0	0/0	0	60
Todd Gurley	10	10	0	0	0/0	0/0	0	60
Kenny Britt	3	0	3	0	0/0	0/0	0	18
Lance Kendricks	2	0	2	0	0/0	0/0	0	12
Rodney McLeod	1	0	0	1	0/0	0/0	0	6
Nick Foles	1	1	0	0	0/0	0/0	0	6
Stedman Bailey	1	0	1	0	0/0	0/0	0	6
Trumaine Johnson	1	0	0	1	0/0	0/0	0	6
Akeem Ayers	1	0	0	1	0/0	0/0	0	6
Tre Mason	1	1	0	0	0/0	0/0	0	6
Zach Hocker	0	0	0	0	1/1	1/1	0	4
James Laurinaitis	0	0	0	0	0/0	0/0	0	2
Jared Cook	0	0	0	0	0/0	0/0	1	2

RAMS	31	16	11	4	27/29	21/31	1	280
Opponents	32	7	21	4	29/29	35/37	2	330

2-Pt. Conversions: RAMS 1/2, Opponents: 2/3

Sacks: Donald 11.0, Hayes 5.5, Quinn 5.0, Long 3.0, Brockers 3.0, Alexander 2.0, Joyner 2.0, Westbrooks 2.0, Ogletree 2.0, Sims 1.5, McDonald 1.0, Barron 1.0, Laurinaitis 1.0, Ayers 0.5, Fairley 0.5
RAMS: 41.0, **OPPONENTS:** 17.0

Usual Starters

WR	K.Britt (13)	LE	W.Hayes (11)
LT	G.Robinson (16)	LT	A.Donald (16)
LG	G. Reynolds (11)	RT	M.Brockers (16)
C	T. Barnes (16)	RE	E. Sims (9)
RG	C. Wichmann (7)	RLB	A. Ayers (11)
RT	R. Havenstein (13)	MLB	J.Laurinaitis (16)
TE	L. Kendricks (12)	LLB	(S) M. Barron (12)
TE	J. Cook (12)	LCB	T. Johnson (13)
QB	N. Foles (11)	RCB	J.Jenkins (15)
	C. Keenum (5)	SS	T. McDonald (11)
WR	T.Austin (14)	FS	R. McLeod (16)
RB	T.Gurley (12)		

Passing	Att.	Comp.	Yds.	Comp%	Yds./Att.	TD	TD%	Int.	Int%	LG	Sack/Lost	Rating
N. Foles	337	190	2,052	56.4%	6.1	7	2.1%	10	3.0%	68	14/98	69.0
C. Keenum	125	76	828	60.8%	6.6	4	3.2%	1	0.8%	60t	4/28	87.7
S. Mannion	7	6	31	85.7%	4.4	0	0.0%	0	0.0%	11t	0/0	85.1
J. Hekker	4	1	20	25.0%	5.0	0	0.0%	0	0.0%	20	0/0	47.9
RAMS	473	273	2,931	57.7%	6.2	11	2.3%	11	2.3%	68	18/126	74.1
Opponents	597	399	4,301	66.8%	7.2	21	3.5%	13	2.2%	87t	41/236	90.5

Rushing	No.	Yds.	Avg.	LG	TD
T. Gurley	299	1,106	4.8	71t	10
T. Austin	52	434	8.3	60	4
T. Mason	75	207	2.8	15	1
B. Cunningham	37	140	3.8	40	0
C. Givens	1	24	24.0	24	0
N. Foles	17	20	1.2	10	1
M. Brown	4	17	4.3	13	0
C. Keenum	12	5	0.4	4	0
I. Pead	2	3	1.5	4	0

RAMS	429	1,956	4.6	71t	16
Opponents	453	1,820	4.0	47	7

Receiving	No.	Yds.	Avg.	LG	TD
T. Austin	52	473	9.1	66t	5
J. Cook	39	481	12.3	49	0
K. Britt	36	681	18.9	60t	3
B. Cunningham	26	250	9.6	42	0
L. Kendricks	25	245	9.8	37t	2
T. Gurley	21	188	9.0	31	0
T. Mason	18	88	4.9	16	0
W. Welker	13	102	7.8	14	0
B. Marquez	13	88	6.8	14	0
S. Bailey	12	182	15.2	68	1
B. Quick	10	102	10.2	37	0
C. Harkey	5	26	5.2	12	0
C. Davis	1	20	20.0	20	0
C. Givens	1	7	7.0	7	0
M. Brown	1	-2	-2.0	-2	0

RAMS	273	2,931	10.7	68	11
Opponents	399	4,301	10.8	87t	21

Interceptions	No.	Yds.	Avg.	Lg	TD
T. Johnson	7	136	19.4	58t	1
J. Jenkins	3	0	0.0	0	0
E. Sims	1	42	42.0	42	0
R. McLeod	1	4	4.0	4	0
J. Laurinaitis	1	0	0.0	0	0
RAMS	13	182	14.0	58t	1
Opponents	11	131	11.9	45t	2

Punting	No	Yds	Avg.	Net	TB	In	LG	BLK
J. Hekker	96	4,601	47.9	43.7	6	41	68	0
RAMS	96	4,601	47.9	43.7	6	41	68	0
Opponents	83	3,721	44.8	38.8	10	26	73	0

Punt Returns	Ret	FC	Yds	Avg	Lg	TD
T. Austin	34	15	268	7.9	75t	1
W. Welker	2	0	23	11.5	13	0
J.Jenkins	1	0	5	5.0	5	0
C. Davis	1	0	4	4.0	4	0
D. Bates	1	0	0	0.0	0	0
RAMS	39	15	300	7.7	75t	1
Opponents	40	25	289	7.2	57t	1

Kickoff Returns	No.	Yds	Avg	Long	TD
B. Cunningham	25	714	28.6	102	0
I. Pead	3	63	21.0	22	0
T. Austin	3	16	5.3	7	0
C. Reynolds	2	9	4.5	9	0
S. Bailey	1	28	28.0	28	0
RAMS	34	830	24.4	102	0
Opponents	27	605	22.4	42	0

Field Goals	1-19	20-29	30-39	40-49	50+
G.Zuerlein	1/1	2/2	9/10	5/8	3/9
Z. Hocker	0/0	0/0	1/1	0/0	0/0
RAMS	1/1	2/2	10/11	5/8	3/9
Opponents	0/0	17/17	10/10	6/6	2/4

Greg Zuerlein
 (33G, 37G) (52G) (49G, 27G) (30G) (42G, 50N, 53N, 63N) (39G, 63N, 35N) (38G, 40B) (61G, 35G, 45G, 48N, 53G) (26G, 38G) (52N) (19G) (42G) (33G, 32G, 44G, 52N, 48N)
Zach Hocker
 (35G)

Opponents
 (25G, 27G, 35G) (46G) (21G, 41G) (21G, 27G, 42G, 38G, 29G) (35G) (25G, 44G) (54G, 26G) (34G, 40G) (35G, 37G, 36G) (51N, 25G, 20G, 51N, 47G) (21G) (33G, 29G) (53G, 32G, 24G) (26G) (26G, 28G, 38G, 23G)

Fumbles Lost: C. Keenum 2, N. Foles 2, T. Austin 2, T. Mason 1, T. Gurley 1, I. Pead 1, J. Cook 1

Total: 10

Opponent Fumble Recoveries: A.Ayers 3, R. McLeod 1, T. Johnson 1, D. Bates 1, T. McDonald 1, A. Donald 1, L. Joyner 1, M. Alexander 1, E. Sims 1, D. Worthington 1, N. Fairley 1

Total: 13

COACH: JEFF FISHER

2014 (6-10) 4TH, NFC WEST



Date	W/L	Score	Opponent	Attend.
9/7	L	6-34	Minnesota Vikings	(56,001)
9/14	W	19-17	at Tampa Bay Buccaneers	(60,245)
9/21	L	31-34	Dallas Cowboys	(58,743)
10/5	L	28-34	at Philadelphia Eagles	(69,869)
10/13	L	17-31	San Francisco 49ers	(56,802)
10/19	W	28-26	Seattle Seahawks	(57,733)
10/26	L	7-34	at Kansas City Chiefs	(75,890)
11/2	W	13-10	at San Francisco 49ers	(70,486)
11/9	L	14-31	at Arizona Cardinals	(61,363)
11/16	W	22-7	Denver Broncos	(59,400)
11/23	L	24-27	at San Diego Chargers	(67,983)
11/30	W	52-0	Oakland Raiders	(55,622)
12/7	W	24-0	at Washington Redskins	(70,754)
12/11	L	6-12	Arizona Cardinals	(55,898)
12/21	L	27-37	New York Giants	(55,818)
12/28	L	6-20	at Seattle Seahawks	(68,443)
Total Attendance				(1,001,050)

	RAMS	OPP
Total First Downs	288	301
Rushing	79	83
Passing	189	189
Penalty	20	29
3rd Down: Made/Att	68/192-35.4%	82/213- 38.5%
4th Down: Made/Att	4/10-40%	0/10-0.0%
Possession Avg.	29:13	30:47
Total Net Yards	5035	5626
Avg. Per Game	314.7	351.6
Total Plays	957	1005
Avg. Per Play	5.3	5.6
Net Yards Rushing	1635	1765
Avg. Per Game	102.2	110.3
Total Rushes	395	425
Net Yards Passing	3400	3861
Avg. Per Game	212.5	241.3
Sacked/Yards Lost	47/295	40/265
Gross Yards	3695	4126
Attempts/Completions	515/327	540/368
Completion Pct.	63.5%	68.1%
Had Intercepted	16	13
Punts/Average	81/45.9	76/43.0
Net Avg.	42.3	35.9
Penalties/Yards	123/1139	105/882
Fumbles/Ball Lost	27/11	26/12
Touchdowns	36	40
Rushing	11	12
Passing	20	18
Returns	5	10

Score By Periods	Q1	Q2	Q3	Q4	OT	T
RAMS	95	98	48	83	0	324
Opponents	42	93	106	113	0	354

Scoring	TD	Ru	Pa	Rt	PAT	FG	2Pt	Pts
Greg Zuerlein	0	0	0	0	34/35	24/30	0	106
Lance Kendricks	5	0	5	0	0/0	0/0	0	30
Tre Mason	5	4	1	0	0/0	0/0	0	30
Benny Cunningham	4	3	1	0	0/0	0/0	0	24
Tavon Austin	3	2	0	1	0/0	0/0	0	18
Kenny Britt	3	0	3	0	0/0	0/0	0	18
Jared Cook	3	0	3	0	0/0	0/0	0	18
Brian Quick	3	0	3	0	0/0	0/0	0	18
Janoris Jenkins	2	0	0	2	0/0	0/0	0	12
Stedman Bailey	2	0	1	1	0/0	0/0	0	12
Cory Harkey	1	0	1	0	0/0	0/0	1	8
Chris Givens	1	0	1	0	0/0	0/0	0	6
Shaun Hill	1	1	0	0	0/0	0/0	0	6
Zac Stacy	1	1	0	0	0/0	0/0	0	6
Trumaine Johnson	1	0	0	1	0/0	0/0	0	6
Austin Pettis	1	0	1	0	0/0	0/0	0	6
RAMS	36	11	20	5	34/35	24/30	1	324
Opponents	40	12	18	10	39/39	25/29	0	354

2-Pt. Conversions: RAMS 1/1, Opponents: 0/1

Sacks: Quinn 10.5, Donald 9.0, Hayes 4, Laurinaitis 3.5, Sims 3.0, Barron 3.0, McDonald 2.0, Brockers 2.0, Long 1.0, Joyner 1.0, Langford 1.0
RAMS: 40.0, **OPPONENTS:** 47.0

Usual Starters

WR	K.Britt (13)	LE	W.Hayes (9)
LT	G.Robinson (12)	LT	A.Donald (12)
LG	R.Saffold (13)	RT	M.Brockers (16)
C	S. Wells (16)	RE	R.Quinn (16)
RG	D.Joseph (13)	RLB	J.Dunbar (10)
RT	J. Barksdale (16)	MLB	J.Laurinaitis (16)
TE	C.Harkey (12)	LLB	A. Ogletree (16)
TE	L. Kendricks (15)	LCB	E.Gaines (15)
QB	A.Davis (8)	RCB	J.Jenkins (13)
	S.Hill (8)	SS	T. McDonald (16)
WR	T.Austin (9)	FS	R. McLeod (16)
RB	T.Mason (9)		

Passing	Att.	Comp.	Yds.	Comp%
A. Davis	284	180	2001	63.4%
S. Hill	229	145	1657	63.3%
J. Hekker	2	2	37	100%
RAMS	515	327	3695	63.5%
Opponents	540	368	4126	68.1%

Rushing	No.	Yds.	Avg.	LG	TD
T. Mason	179	765	4.3	89t	4
Z. Stacy	76	293	3.9	16	1
B. Cunningham	66	246	3.7	20	3
T. Austin	36	224	6.2	19	2
A. Davis	16	36	2.3	12	0
T. Watts	7	30	4.3	9	0
K. Britt	2	14	7.0	12	0
S. Bailey	1	13	13.0	13	0
S. Hill	10	10	1.0	9	1
C. Givens	1	4	4.0	4	0
J. Cook	1	0	0.0	0	0
RAMS	395	1635	4.1	89t	11
Opponents	425	1765	4.2	67t	12

Receiving	No.	Yds.	Avg.	LG	TD
J. Cook	52	634	12.2	59t	3
K. Britt	48	748	15.6	63t	3
B. Cunningham	45	352	7.8	19	1
T. Austin	31	242	7.8	28	0
S. Bailey	30	435	14.5	38	1
L. Kendricks	27	259	9.6	23t	5
B. Quick	25	375	15.0	51t	3
Z. Stacy	18	152	8.4	17	0
T. Mason	16	148	9.3	35t	1
A. Pettis	12	118	9.8	27	1
C. Givens	11	159	14.5	47t	1
C. Harkey	8	55	6.9	21	1
T. Watts	3	18	6.0	11	0
S. Hill	1	0	0.0	0	0
RAMS	327	3695	11.3	63t	20
Opponents	368	4126	11.2	80t	18

Interceptions	No.	Yds.	Avg.	Lg	TD
T. Johnson	3	69	23.0	43t	1
J. Jenkins	2	124	62.0	99t	2
A. Ogletree	2	44	22.0	44	0
R. McLeod	2	1	0.5	1	0
E. Gaines	2	0	0.0	0	0
T. McDonald	1	20	20.0	20	0
M. Roberson	1	18	18.0	18	0
RAMS	13	276	21.2	99t	3
Opponents	16	245	15.3	81t	5

Punting	No	Yds	Avg.	Net	TB	In	LG	BLK
J. Hekker	80	3721	46.5	42.3	5	33	61	1
RAMS	81	3721	45.9	42.3	5	33	61	1
Opponents	76	3268	43.0	35.9	3	21	58	1

Punt Returns	Ret	FC	Yds	Avg	Lg	TD
T. Austin	35	23	391	11.2	78t	1
S. Bailey	1	0	90	90.0	90t	1
A. Pettis	1	0	1	1.0	1	0
T. Johnson	0	1	0	0.0	0	0
RAMS	37	24	482	13.0	90t	2
Opponents	28	27	192	6.9	42	0

Kickoff Returns	No.	Yds	Avg	Long	TD
B. Cunningham	35	963	27.5	75	0
C. Givens	5	101	20.2	29	0
T. Austin	2	19	9.5	11	0
S. Bailey	1	9	9.0	9	0
T. Barnes	1	7	7.0	37	0
C. Reynolds	1	0	0.0	31	0
RAMS	45	1099	24.4	75	0
Opponents	35	849	24.3	99t	1

Field Goals	1-19	20-29	30-39	40-49	50+
G.Zuerlein	1/ 1	6/ 7	10/12	2/ 3	5/7
RAMS	1/ 1	6/ 7	10/12	2/ 3	5/7
Opponents	0/ 0	8/ 10	4/ 4	8/ 8	5/7

Greg Zuerlein
 (36G,25G,38G,48G) (29G) () (40G) (32G,37G) (42G) (28G,42G)
 (33G,28G,27G,50N) (44N) (32G) (29G, 40G) (43G,34G) (44G)(31G,35G)
 (54G,25G,48G) (36G)

Opponents
 (30G,50N) (38G) (19G,35N) (53N,71N) (48G,34G) (20G,35G)(37G,31G,50G) () ()
 () () (32G,43G,24G) (50N,25N) (45G,36B,26N)(35G,32G) (28G,35G)

Fumbles Lost: Davis 3, B. Cunningham 2, Stacy 2, Wells 2, Hill 1, Mason 1,
Total: 11
Opponent Fumble Recoveries: J.Laurinaitis 2, R. McLeod 2, M. Brockers 1, C.
 Davis 1, T. McDonald 1, A. Bayer 1, E. Gaines 1, E. Sims 1, C. Long 1, W. Hayes
1 Total: 12

Yds./Att.	TD	TD%	Int.	Int%	LG	Sack/Lost	Rating
7.0	12	4.2%	9	3.2%	59t	29/179	85.1
7.2	8	3.5%	7	3.1%	63t	18/116	83.9
18.5	0	0.0%	0	0.0%	19	1/0	118.8
7.2	20	3.9%	16	3.1%	63t	47/295	84.9
7.6	18	3.3%	13	2.4%	80t	40/265	91.8

COACH: JEFF FISHER

2013 (7-9) 4TH, NFC WEST



Date	W/L	Score	Opponent	Attend.
9/8	W	27-24	Arizona Cardinals	(55,279)
9/15	L	24-31	at Atlanta Falcons	(69,379)
9/22	L	7-31	at Dallas Cowboys	(74,634)
9/26	L	11-35	San Francisco 49ers	(56,626)
10/6	W	34-20	Jacksonville Jaguars	(54,230)
10/13	W	38-13	at Houston Texans	(71,747)
10/20	L	15-30	at Carolina Panthers	(72,716)
10/28	L	9-14	Seattle Seahawks	(55,966)
11/3	L	21-28	Tennessee Titans	(54,601)
11/10	W	38-8	at Indianapolis Colts	(66,087)
11/24	W	42-21	Chicago Bears	(66,001)
12/1	L	13-23	at San Francisco 49ers	(68,831)
12/8	L	10-30	at Arizona Cardinals	(60,643)
12/15	W	27-16	New Orleans Saints	(54,439)
12/22	W	23-13	Tampa Bay Buccaneers	(54,418)
12/29	L	9-27	at Seattle Seahawks	(68,265)
Total Attendance				(1,007,862)

	RAMS	OPP
Total First Downs	282	337
Rushing	82	87
Passing	165	203
Penalty	19	23
3rd Down: Made/Att	73/212-34.4%	78/201-38.8%
4th Down: Made/Att	6/18-33.3%	9/16-56.3%
Possession Avg.	29:05	30:55
Total Net Yards	4877	5520
Avg. Per Game	304.8	345.0
Total Plays	968	1014
Avg. Per Play	5.0	5.4
Net Yards Rushing	1752	1646
Avg. Per Game	109.5	102.9
Total Rushes	426	440
Net Yards Passing	3125	3874
Avg. Per Game	195.3	242.1
Sacked/Yards Lost	36/235	53/326
Gross Yards	3360	4200
Attempts/Completions	506/301	521/355
Completion Pct.	59.5%	68.1%
Had Intercepted	11	14
Punts/Average	78/46.3	74/48.6
Net Avg.	44.2	42.1
Penalties/Yards	123/1009	105/978
Fumbles/Ball Lost	20/10	27/15
Touchdowns	38	44
Rushing	10	18
Passing	22	21
Returns	6	5

Score By Periods	Q1	Q2	Q3	Q4	OT	T
RAMS	67	101	80	100	0	348
Opponents	79	100	85	100	0	364

Scoring	TD	Ru	Pa	Rt	PAT	FG	2Pt	Pts
Greg Zuerlein	0	0	0	0	34/34	26/28	0	112
Zac Stacy	8	7	1	0	0/0	0/0	0	48
Tavon Austin	6	1	4	1	0/0	0/0	0	36
Jared Cook	5	0	5	0	0/0	0/0	0	30
Lance Kendricks	4	0	4	0	0/0	0/0	0	24
Austin Pettis	4	0	4	0	0/0	0/0	0	24
Cory Harkey	2	0	2	0	0/0	0/0	0	12
Brian Quick	2	0	2	0	0/0	0/0	0	12
Benny Cunningham	1	1	0	0	0/0	0/0	0	6
Stedman Bailey	1	1	0	0	0/0	0/0	0	6
Daren Bates	1	0	0	1	0/0	0/0	0	6
Matt Giordano	1	0	0	1	0/0	0/0	0	6
Chris Long	1	0	0	1	0/0	0/0	0	6
Alec Ogletree	1	0	0	1	0/0	0/0	0	6
Robert Quinn	1	0	0	1	0/0	0/0	0	6
RAMS	38	10	22	6	34/34	26/28	3	348
Opponents	44	18	21	5	42/42	18/26	1	364

2-Pt. Conversions: RAMS 3/4, Opponents: 1/2

Sacks: R. Quinn 19, C. Long 8.5, Brockers 5.5, Hayes 5, Langford 5, Laurinaitis 3.5, Sims 2, Ogletree 1.5, Conrath 1, Jenkins 1, McDonald 1
RAMS: 53.0, **OPPONENTS:** 36.0

Usual Starters

WR	C. Givens (14)	LE	C. Long (16)
LT	J. Long (15)	LT	K. Langford (16)
LG	C. Williams (16)	RT	M. Brockers (16)
C	S. Wells (12)	RE	R. Quinn (16)
RG	R. Saffold (9)	RLB	J. Dunbar (10)
RT	J. Barksdale (13)	MLB	J. Laurinaitis (16)
TE	J. Cook (12)	LLB	A. Ogletree (16)
TE	L. Kendricks (13)	LCB	C. Finnegan (5)
QB	K. Clemens (9)	RCB	J. Jenkins (16)
WR	A. Pettis (6)	SS	T. McDonald (10)
RB	Z. Stacy (12)	FS	R. McLeod (16)

Passing	Att.	Comp.	Yds.	Comp%
S. Bradford	262	159	1687	60.7%
K. Clemens	242	142	1673	58.7%
RAMS	506	301	3360	59.6%
Opponents	521	355	4200	66.2%

Rushing	No.	Yds.	Avg.	LG	TD
Z. Stacy	250	973	3.9	40t	7
B. Cunningham	47	261	5.6	56	1
D. Richardson	69	215	3.1	14	0
T. Austin	9	151	16.8	65t	1
K. Clemens	23	64	2.8	16	0
S. Bailey	2	33	16.5	27t	1
S. Bradford	15	31	2.1	23	0
I. Pead	7	21	3.0	11	0
RAMS	426	1752	4.1	65t	10
Opponents	440	1646	3.7	41	18

Receiving	No.	Yds.	Avg.	LG	TD
J. Cook	51	671	13.2	47	5
T. Austin	40	418	10.5	81t	4
A. Pettis	38	399	10.5	31t	4
C. Givens	34	569	16.7	47	0
L. Kendricks	32	258	8.1	21	4
Z. Stacy	26	141	5.4	25	1
B. Quick	18	302	16.8	73	2
S. Bailey	17	226	13.3	28	0
D. Richardson	14	121	8.6	19	0
C. Harkey	13	113	8.7	31t	2
I. Pead	11	78	7.1	14	0
B. Cunningham	6	59	9.8	18	0
M. McNeill	1	5	5.0	5	0
RAMS	332	3783	11.4	80t	22
Opponents	362	3927	10.8	68t	16

Interceptions	No.	Yds.	Avg.	Lg	TD
T. Johnson	3	36	12.0	29	0
J. Laurinaitis	2	9	4.5	9	0
R. McLeod	2	2	1.0	2	0
A. Ogletree	1	98	98.0	98t	1
M. Giordano	1	82	82.0	82t	1
W. Witherspoon	1	20	20.0	20	0
W. Hayes	1	5	5.0	5	0
J. Jenkins	1	5	5.0	5	0
C. Finnegan	1	1	1.0	1	0
T. McDonald	1	-2	-2.0	-2	0
RAMS	14	256	18.3	98t	2
Opponents	11	230	20.9	68t	5

Punting	No	Yds	Avg.	Net	TB	In	LG	BLK
J. Hekker	78	3609	46.3	44.2	4	19	64	0
RAMS	78	3609	46.3	44.2	4	19	64	0
Opponents	74	3597	48.6	42.1	5	27	68	0

Punt Returns	Ret	FC	Yds	Avg	Lg	TD
T. Austin	33	11	280	8.5	98t	1
J. Veltung	7	0	61	8.7	15	0
A. Pettis	2	0	37	18.5	32	0
C. Reynolds	1	0	0	0.0	0	0
RAMS	43	11	378	8.8	98t	1
Opponents	30	23	79	2.6	17	0

Kickoff Returns	No.	Yds	Avg	Long	TD
T. Austin	18	398	22.1	32	0
B. Cunningham	13	299	23.0	32	0
I. Pead	5	138	27.6	31	0
RAMS	37	835	22.6	32	0
Opponents	25	544	21.8	39	0

Field Goals	1-19	20-29	30-39	40-49	50+
G. Zuerlein	0/0	7/7	10/10	8/9	1/2
RAMS	0/0	7/7	10/10	8/9	1/2
Opponents	1/1	3/5	10/12	3/3	1/5

Greg Zuerlein

(36G,25G,38G,48G) (29G) () (40G) (32G,37G) (42G) (28G,42G) (33G,28G,27G,50N) (44N) (32G) (29G, 40G) (43G,34G) (44G)(31G,35G) (54G,25G,48G) (36G)

Opponents

(30G,50N) (38G) (19G,35N) (53N,71N) (48G,34G) (20G,35G)(37G,31G,50G) () () () (32G,43G,24G) (50N,25N) (45G,36B,26N)(35G,32G) (28G,35G)

Fumbles Lost: Clemens 4, Austin 1, Bradford 1, B. Cunningham 1, Cook 1, Givens 1, Stacy 1 **Total: 10**

Opponent Fumble Recoveries: W. Hayes 3, C. Long 2, R. Quinn 2, J. Laurinaitis 2, R. McLeod 2, J. Jenkins 1, T. Johnson 1, D. Stewart 1, R. Armstrong 1 **Total: 15**

Yds./Att.	TD	TD%	Int.	Int%	LG	Sack/Lost	Rating
6.4	14	5.3%	4	1.5%	73	15/97	70.9
6.9	8	3.3%	7	2.9%	81t	21/138	78.8
6.6	22	3.9%	11	2.2%	81t	36/235	84.8
8.1	21	2.9%	14	2.7%	81t	53/326	94.7

COACH: JEFF FISHER

2012 (7-8-1) 3RD, NFC WEST



Date	W/L	Score	Opponent	Attend.
9/9	L	23-27	at Detroit Lions	(62,365)
9/16	W	31-28	Washington Redskins	(53,974)
9/23	L	6-23	at Chicago Bears	(62,227)
9/30	W	19-13	Seattle Seahawks	(53,891)
10/4	W	17-3	Arizona Cardinals	(54,653)
10/14	L	14-17	at Miami Dolphins	(59,864)
10/21	L	20-30	Green Bay Packers	(64,317)
10/28	L	7-45	New England Patriots	(84,582)
11/11	T	24-24	at San Francisco 49ers	(68,863)
11/18	L	13-27	New York Jets	(57,712)
11/25	W	31-17	at Arizona Cardinals	(60,062)
12/2	W	16-13	San Francisco 49ers	(57,269)
12/9	W	15-12	at Buffalo Bills	(67,859)
12/16	L	22-36	Minnesota Vikings	(55,764)
12/23	W	28-13	at Tampa Bay Buccaneers	(54,266)
12/30	L	13-20	at Seattle Seahawks	(67,936)
Total Attendance.....				(985,604)

	RAMS	OPP
Total First Downs	287	327
Rushing	79	107
Passing	189	197
Penalty	19	23
3rd Down: Made/Att	67/209-32.1%	80/213-37.6%
4th Down: Made/Att	13/24-54.2%	6/16-37.5%
Possession Avg.	28:54	31:06
Total Net Yards	5264	5482
Avg. Per Game	329.0	342.6
Total Plays	1002	1041
Avg. Per Play	5.3	5.3
Net Yards Rushing	1714	1880
Avg. Per Game	107.1	117.5
Total Rushes	410	442
Net Yards Passing	3550	3602
Avg. Per Game	221.9	225.1
Sacked/Yards Lost	35/233	52/325
Gross Yards	3783	3927
Attempts/Completions	557/332	547/362
Completion Pct.	59.6%	66.2%
Had Intercepted	14	17
Punts/Average	82/45.8	73/44.3
Net Avg.	39.9	39.0
Penalties/Yards	130/978	90/758
Fumbles/Ball Lost	24/8	17/4
Touchdowns	32	37
Rushing	5	18
Passing	22	16
Returns	5	3

Score By Periods	Q1	Q2	Q3	Q4	OT	T
RAMS	53	84	56	103	3	299
Opponents	74	114	63	97	0	348

Scoring	TD	Ru	Pa	Rt	PAT	FG	2Pt	Pts
Greg Zuerlein	0	0	0	0	26/26	23/31	0	95
Brandon Gibson	5	0	5	0	0/0	0/0	0	30
Steven Jackson	4	4	0	0	0/0	0/0	1	26
Lance Kendrick	4	0	4	0	0/0	0/0	1	26
Austin Pettis	4	0	4	0	0/0	0/0	0	24
Janoris Jenkins	4	0	0	4	0/0	0/0	0	24
Danny Amendola	3	0	3	0	0/0	0/0	1	20
Chris Givens	3	0	3	0	0/0	0/0	1	20
Brian Quick	2	0	2	0	0/0	0/0	0	12
Cortland Finnegan	1	0	0	1	0/0	0/0	0	6
Matthew Mulligan	1	0	1	0	0/0	0/0	0	6
Sam Bradford	1	1	0	0	0/0	0/0	0	6
Daryl Richardson	0	0	0	0	0/0	0/0	1	2
Rams	32	5	22	5	26/26	23/31	5	299
Opponents	37	18	16	3	36/36	30/37	0	348

2-Pt. Conversions: RAMS 5/6, Opponents: 0/1

Sacks: C.Long 11.5, R.Quinn 10.5, W.Hayes 7.0, J.Dunbar 4.5, M.Brockers 4.0, Q.Mikell 3.0, E.Sims 3.0, K.Langford 2.0, M.Haggan 1.0, C.Finnegan 1.0, J.Cudjor 1.0, R.McIntosh 1.0, B.Fletcher 1.0, J.Laurinaitis 0.5
RAMS: 51.0, **OPPONENT:** 35.0

Usual Starters

WR	B.Gibson (13)	LE	C.Long (16)
LT	R.Saffold (10)	LT	K.Langford (15)
LG	R.Turner (16)	RT	M.Brockers (12)
C	S.Wells (7)	RE	R.Quinn (14)
RG	H.Dahl (14)	WLB	J.Dunbar (16)
RT	B.Richardson (16)	MLB	J.Laurinaitis (16)
TE	L.Kendricks (14)	SLB	R.McIntosh (9)
WR	D.Amendola (9)	LCB	C.Finnegan (15)
QB	S.Bradford (16)	RCB	J.Jenkins (14)
WR	C.Givens (12)	SS	C.Dahl (16)
RB	S.Jackson (16)	FS	Q.Mikell (16)

Passing	Att.	Comp.	Yds.	Comp%	Yds./Att.
S.Bradford	551	328	3702	59.5%	6.7
J.Hekker	3	3	42	100.0%	14.0
K.Clemens	3	1	39	33.3%	13.0
RAMS	557	332	3783	59.6%	6.8
Opponents	547	362	3927	66.2%	7.2

Rushing	No.	Yds.	Avg.	LG	TD
S.Jackson	257	1042	4.1	46	4
D.Richardson	98	475	4.8	53	0
S.Bradford37	127	3.4	2.1	1	0
I.Pead	10	54	5.4	19	0
C.Givens	3	12	4.0	14	0
D.Amendola	2	8	4.0	6	0
K.Clemens	2	5	2.5	5	0
J.Hekker	1	-9	-9.0	-9	0
Rams	410	1714	4.2	53	5
Opponents	442	1880	4.3	82t	18

Receiving	No.	Yds.	Avg.	LG	TD
D.Amendola	63	666	10.6	56	3
B.Gibson	51	691	13.5	34t	5
C.Givens	42	698	16.6	65	3
L.Kendricks	42	519	12.4	80t	4
S.Jackson	38	321	8.4	22	0
A.Pettis	30	261	8.7	36	4
D.Richardson	24	163	6.8	26	0
S.Smith	14	131	9.4	25	0
B.Quick	11	156	14.2	39	2
M.Mulligan	8	84	10.5	18	1
M.McNeill	4	31	7.8	10	0
I.Pead	3	16	5.3	9	0
R.McLeod	1	21	21.0	21	0
C.Harkey	1	21	21.0	21	0
R.Turner	0	4	0	4	0
B.Miller	0	0	0	0	0
RAMS	332	3783	11.4	80t	22
Opponents	362	3927	10.8	68t	16

Interceptions	No.	Yds.	Avg.	Lg	TD
J.Jenkins	4	150	37.5	41t	3
C.Finnegan	3	68	22.7	32	1
J.Dunbar	2	63	31.5	42	0
J.Laurinaitis	2	18	9.0	18	0
T.Johnson	2	4	2.0	4	0
C.Dahl	1	38	38.0	38	0
R.McIntosh	1	34	34.0	34	0
E.Sims	1	5	5.0	5	0
B.Fletcher	1	2	2.0	2	0
RAMS	17	382	22.5	42	4
Opponents	14	182	13.0	45t	2

Punting	No	Yds	Avg.	Net	TB	In	LG	BLK
J.Hekker	82	3756	45.8	39.9	4	22	68	0
RAMS	82	3756	45.8	39.9	4	22	68	0
Opponents	72	3231	44.3	39.5	5	32	63	1

Punt Returns	Ret	FC	Yds	Avg	Lg	TD
D.Amendola	17	10	122	7.2	22	0
A.Pettis	11	9	77	7.0	23	0
J.Jenkins	9	1	46	5.1	14	0
RAMS	37	20	245	6.6	23	0
Opponents	41	12	402	9.8	26	0

Kickoff Returns	No.	Yds	Avg	Lg	TD
C.Givens	23	539	23.4	48	0
I.Pead	10	212	21.2	32	0
D.Amendola	2	16	8.0	12	0
B.Miller	1	13	13.0	13	0
A.Pettis	1	13	13.0	13	0
C.Dahl	1	6	6.0	6	0
RAMS	38	799	21.0	48	0
Opponents	30	730	24.3	69	0

Field Goals	1-19	20-29	30-39	40-49	50+
G.Zuerlein	1/1	4/4	4/6	7/7	7/13
RAMS	1/1	4/4	4/6	7/7	7/13
Opponents	0/0	5/6	9/9	10/13	6/9

Greg Zuerlein

(48G, 29G, 46G) (39G, 33G, 42G) (56G, 46G) (58G, 48G, 60G, 24G) (53) (48G, 32G, 52N, 37N, 66N) (50G, 43G) () (27G, 58N) () (35N, 19G) (58N, 53G, 54G) () (57N) () (51N, 39G, 25G)

Opponents

(41G, 45G) (62N) (54G, 22G, 37G) (31G, 30G) (35G, 40N) (42) (47G, 58N, 23G, 48G) (26G) (33G, 41N) (51G, 26N, 51G, 44N) (32G) (23G, 33G, 51N) (35G, 40G) (50G, 38G, 42G, 53G, 51G) (29G, 49G) (43G, 49G)

Fumbles Lost: D.Amendola 2, D.Richardson 2, I.Pead 1, B.Miller 1, S.Bradford 1, S.Wells 1 **Total: 8**

Opponent Fumble Recoveries: R.Turner 1, W.Hayes 1, J.Laurinaitis 1, J.Jenkins 1 **Total: 4**

TD	TD%	Int.	Int%	LG	Sack/Lost	Rating
21	3.8%	13	2.4%	80t	35/233	82.5
1	33.3%	0	0.0%	21	0/0	158.3
0	0.0%	1	33.3%	39	0/0	42.4
22	3.9%	14	2.5%	80t	35/233	82.8
16	2.9%	17	3.1%	68t	52/325	84.0

COACH: STEVE SPAGNUOLO

2011 (2-14) 4TH, NFC WEST



Won 2, Lost 14

Date	W/L	Score	Opponent	Attend.
9/11	L	13-31	Philadelphia	(56,722)
9/19	L	16-28	@ New York Giants	(78,290)
9/25	L	7-37	Baltimore	(56,289)
10/02	L	10-17	Washington	(56,113)
10/16	L	3-24	@ Green Bay	(70,604)
10/23	L	7-34	@ Dallas	(80,086)
10/30	W	31-21	New Orleans	(57,179)
11/06	L	13-19 OT	@ Arizona	(60,628)
11/13	W	13-12	@ Cleveland	(64,900)
11/20	L	7-24	Seattle	(56,400)
11/27	L	20-23	Arizona	(56,029)
12/04	L	0-26	@ San Francisco	(69,732)
12/12	L	13-30	@ Seattle	(66,577)
12/18	L	13-20	Cincinnati	(56,431)
12/24	L	0-27	@ Pittsburgh	(60,081)
1/01/12	L	27-34	San Francisco	(55,990)
Total Attendance				(1,002,051)

	RAMS	OPP
Total First Downs	267	313
Rushing	79	122
Passing	159	166
Penalty	29	25
3rd Down Eff.	64/228-28.1%	83/216-38.4%
4th Down Eff.	8/23-34.8%	5/8-62.5%
Possession Avg.	28:07	31:53
Total Net Yards	4537	5734
Avg. Per Game	283.6	358.4
Total Plays	1013	1033
Avg. Per Play	4.5	5.6
Net Yards Rushing	1667	2427
Avg. Per Game	104.2	151.7
Total Rushes	409	509
Net Yards Passing	2870	3307
Avg. Per Game	179.4	206.7
Sacked/Yards Lost	55/388	39/261
Gross Yards	3258	3568
Attempts/Completions	549/292	485/294
Completion Pct.	53.2%	60.6%
Had Intercepted	10	12
Punts/Average	106/43.9	81/44.9
Net Avg.	37.0	39.2
Penalties/Yards	112/899	111/951
Fumbles/Ball Lost	27/13	24/6
Touchdowns	18	45
Rushing	7	17
Passing	9	21
Returns	2	7

Score by Periods	1	2	3	4	OT	T
Rams	37	58	37	61	0	193
Opponents	94	103	100	104	6	407

Scoring	TD	Ru	Pa	Rt	PAT	FG	S	Pts
Josh Brown	0	0	0	0	18/18	21/28	0	81
Steven Jackson	6	5	1	0	0/0	0/0	0	36
Brandon Lloyd	5	0	5	0	0/0	0/0	0	30
Danario Alexander	2	0	2	0	0/0	0/0	0	12
Cadillac Williams	1	1	0	0	0/0	0/0	0	6
Kellen Clemens	1	1	0	0	0/0	0/0	0	6
Nick Miller	1	0	0	1	0/0	0/0	0	6
Brandon Gibson	1	0	1	0	0/0	0/0	0	6
Darian Stewart	1	0	0	1	0/0	0/0	0	6
James Hall	0	0	0	0	0/0	0/0	1	2
Rams	18	7	9	2	18/18	21/28	1	193
Opponents	45	17	21	7	44/44	31/37	0	407

Two Point Conversions: RAMS 0/0, OPP. 0/0

Sacks: Chris Long 13, James Hall 6, Robert Quinn 5, Gary Gibson 3, James Laurinaitis 3, Darian Stewart 3, Chris Chamberlain 2, C.J. Ah You 1, Justin King 1, Quintin Mikell 1, Fred Robbins 1
RAMS: 39.0 **OPPONENT:** 55.0

Fumbles/Lost: Sam Bradford 10/7, A.J. Feeley 3/2, Greg Salas 3/1, Kellen Clemens 2/0, Steven Jackson 2/1, Austin Pettis 2/0, Danny Amendola 1/0, Lance Kendricks 1/1, Brandon Lloyd (LG) 1/0, Quinn Porter (TM) 1/0, Quinn Porter (LG) 1/0, Cadillac Williams 1/1, Tony Wragge 1/0

Usual Starters

WR	B. Lloyd (11)	LE	Long (16)
LT	Saffold (9)	LT	Robbins (15)
LG	Bell (12)	RT	Bannan(14)
C	T. Wragge (8)	RE	J.Hall (15)
RG	H. Dahl (10)	WLB	Chamberlain (12)
RT	J. Smith (6)	MLB	Laurinaitis (16)
TE	Bajema (10)	SLB	Poppinga (12)
WR	B. Gibson (9)	LCB	J. King (10)
QB	Bradford (10)	RCB	J. Gordy (6)
FB	B. Miller (2)	SS	Stewart (10)
RB	S. Jackson (15)	FS	Mikell (16)

Passing	Att.	Comp.	Yds.	Pct.	Yds./Att.	TD	TD%	Int.	Int%	LG	Sack/Lost	Rating
Sam Bradford	357	191	2,164	53.5%	6.1	6	1.7%	6	1.7%	68	36/248	70.5
A.J. Feeley	97	53	548	54.6%	5.6	1	1.0%	2	2.1%	34	10/72	66.0
Kellen Clemens	91	48	546	52.7%	6.0	2	2.2%	1	1.1%	36t	9/68	73.8
Tom Brandstater	2	0	0	0.0%	0.0	0	0.0%	0	0.0%	0	0/0	39.6
Jerious Norwood	1	0	0	0.0%	0.0	0	0.0%	1	100.0%	0	0/0	0.0
Brandon Lloyd	1	0	0	0.0%	0.0	0	0.0%	0	0.0%	0	0/0	39.6
Rams	549	292	3,258	53.2%	5.9	9	1.6%	10	1.8%	68	55/388	69.0
Opponents	485	294	3,568	60.6%	7.4	21	4.3%	12	2.5%	93t	39/261	87.4

Rushing	No.	Yds.	Avg.	LG	TD
Steven Jackson	260	1,145	4.4	47t	5
Cadillac Williams	87	361	4.1	23	1
Jerious Norwood	24	61	2.5	10	0
Kellen Clemens	6	37	6.2	18t	1
Sam Bradford	18	26	1.4	17	0
Brandon Gibson	2	16	8.0	11	0
Brit Miller	5	14	2.8	12	0
Donnie Jones	1	9	9.0	9	0
Greg Salas	1	8	8.0	8	0
A.J. Feeley	3	4	1.3	6	0
Austin Pettis	1	-6	-6.0	-6	0
Lance Kendricks	1	-8	-8.0	-8	0
Rams	409	1,667	4.1	47t	7
Opponents	509	2,427	4.8	91t	17

Receiving	No.	Yds.	Avg.	LG	TD
Brandon Lloyd	51	683	13.4	37	5
Steven Jackson	42	333	7.9	50	1
Brandon Gibson	36	431	12.0	34t	1
Lance Kendricks	28	352	12.6	45	0
Greg Salas	27	264	9.8	21	0
Austin Pettis	27	256	9.5	35	0
Danario Alexander	26	431	16.6	68	2
Cadillac Williams	14	93	6.6	16	0
Mike Sims-Walker	11	139	12.6	33	0
Billy Bajema	9	71	7.9	19	0
Michael Hoomanawanui	7	83	11.9	27	0
Danny Amendola	5	45	9.0	18	0
Brit Miller	3	41	13.7	20	0
Mark Clayton	3	26	8.7	12	0
Stephen Spach	2	2	1.0	3	0
Nick Miller	1	8	8.0	8	0
Rams	292	3,258	11.2	68	9
Opponents	294	3,568	12.1	93t	21

Interceptions	No.	Yds.	Avg.	LG	TD
Josh Gordy	3	37	12.3	30	0
James Laurinaitis	2	15	7.5	15	0
Quintin Mikell	2	11	5.5	11	0
Justin King	1	51	51.0	51	0
Darian Stewart	1	27	27.0	27t	1
Rod Hood	1	27	27.0	27	0
Chris Chamberlain	1	4	4.0	4	0
Craig Dahl	1	-3	-3.0	-3	0
Rams	12	169	14.1	51	1
Opponents	10	40	4.0	13	0

Punting	No.	Yds.	Avg.	Net	TB	I20	LG	Blk.
Donnie Jones	105	4,652	44.3	37.0	9	29	65	1
Rams	105	4,652	43.9	37.0	9	29	65	1
Opponents	80	3,636	44.9	39.2	8	29	71	1

Punt Returns	No.	FC	Yds.	Avg.	LG	TD
Austin Pettis	15	10	139	9.3	39	0
Nick Miller	8	10	128	16.0	88t	1
Greg Salas	2	3	29	14.5	29	0
Quinn Porter	1	1	1	1.0	1	0
Danny Amendola	1	0	0	0.0	0	0
Mark Clayton	0	1	0	0.0	0	0
Rams	27	25	297	11.0	88t	1
Opponents	45	28	552	12.3	99t	2

Kickoff Returns	No.	Yds.	Avg.	LG	TD
Quinn Porter	25	554	22.2	32	0
Jerious Norwood	24	611	25.5	47	0
Austin Pettis	3	62	20.7	24	0
Nick Miller	2	43	21.5	23	0
Eugene Sims	1	10	10.0	10	0
Rams	55	1,280	23.3	47	0
Opponents	36	902	25.1	54	0

Field Goals	1-19	20-29	30-39	40-49	50+	T
Josh Brown	0/0	7/7	6/7	8/12	0/2	21/28
Rams	0/0	7/7	6/7	8/12	0/2	21/28
Opponents	2/2	9/10	12/13	7/9	1/3	31/37

Josh Brown
 (49G, 47N, 23G) (21G, 25G, 27G) (32G) (47N, 36G) (38G) (48G, 37G, 41G, 42B) (29G, 34G) (35G, 48G, 50N) (46G, 29G) (45N, 26G, 43G) (52N, 33N) (49G, 48G) (34G) (51N, 51N, 21G, 31G, 38G) (38G) (32G) (30G, 51G) (49N) (27G, 38G) (44G, 32G, 43G, 27G, 22N) (19G) (29G, 37G, 22G) (36G, 19G, 28G, 34G) (42G, 23G, 38N, 48G) (21G, 41G) (21G, 49G) (48N, 36G, 42G)

COACH: STEVE SPAGNUOLO

2010 (7-9) 2ND, NFC WEST



Won 7, Lost 9

Date	W/L	Score	Opponent	Attend.
9/12	L	13-17	ARIZONA	(52,440)
9/19	L	14-16	@ Oakland	(48,396)
9/26	W	30-16	WASHINGTON	(52,370)
10/03	W	20-3	SEATTLE	(52,326)
10/10	L	6-44	@ Detroit	(55,714)
10/17	W	20-17	SAN DIEGO	(52,472)
10/24	L	17-18	@ Tampa Bay	(42,020)
10/31	W	20-10	CAROLINA	(52,281)
11/14	L	20-23 OT	@ San Francisco	(69,732)
11/21	L	17-34	ATLANTA	(53,005)
11/28	W	36-33	@ Denver	(72,736)
12/05	W	19-6	@ Arizona	(61,874)
12/12	L	13-31	@ New Orleans	(70,015)
12/19	L	13-27	KANSAS CITY	(55,669)
12/26	W	25-17	SAN FRANCISCO	(52,820)
1/02	L	6-16	@ Seattle	(67,325)
Total Attendance				(911,195)

	RAMS	OPP
Total First Downs	292	304
Rushing	84	88
Passing	179	191
Penalty	29	25
3rd Down Eff.	78/235-33.2%	74/221-33.5%
4th Down Eff.	8/15-53.3%	6/12-50%
Possession Avg.	30:51	29:09
Total Net Yards	4846	5388
Avg. Per Game	302.9	336.8
Total Plays	1053	1017
Avg. Per Play	4.6	5.3
Net Yards Rushing	1578	1810
Avg. Per Game	98.6	113.1
Total Rushes	429	404
Net Yards Passing	3268	3578
Avg. Per Game	204.3	223.6
Sacked/Yards Lost	34/244	43/290
Gross Yards	3512	3868
Attempts/Completions	590/354	570/328
Completion Pct.	60.0%	57.5%
Had Intercepted	15	14
Punts/Average	94/45.5	82/44.8
Net Avg.	40.0	37.1
Penalties/Yards	102/877	126/1008
Fumbles/Ball Lost	14/6	30/12
Touchdowns	27	32
Rushing	9	7
Passing	18	21
Returns	0	4

Score by Periods	1	2	3	4	OT	T
Rams	69	104	51	65	0	289
Opponents	53	113	53	106	3	328

Scoring	TD	Ru	Pa	Rt	PAT	FG	S	Pts
Josh Brown	0	0	0	0	26/27	33/39	0	125
Steven Jackson	6	6	0	0	0/0	0/0	0	36
Danny Amendola	3	0	3	0	0/0	0/0	0	18
Kenneth Darby	3	2	1	0	0/0	0/0	0	18
M. Hoomanawanui	3	0	3	0	0/0	0/0	0	18
Billy Bajema	2	0	2	0	0/0	0/0	0	12
Mark Clayton	2	0	2	0	0/0	0/0	0	12
Daniel Fells	2	0	2	0	0/0	0/0	0	12
Brandon Gibson	2	0	2	0	0/0	0/0	0	12
Laurent Robinson	2	0	2	0	0/0	0/0	0	12
D. Alexander	1	0	1	0	0/0	0/0	0	6
Sam Bradford	1	1	0	0	0/0	0/0	0	6
Eugene Sims	0	0	0	0	0/0	0/0	1	2
Rams	27	9	18	0	26/27	33/39	1	289
Opponents	32	7	21	4	29/29	35/38	0	328

Two Point Conversions: RAMS 0/0, OPP. 1/3

Sacks: James Hall 10.5, Chris Long 8.5, Fred Robbins 6.0, C.J. Ah You 4.0, James Laurinaitis 3.0, Oshiomogho Atogwe 2.0, Larry Grant 2.0, David Vobora 2.0, George Selvie 1.5, Craig Dahl 1.0, Michael Lewis 1.0, Darian Stewart 1.0, Jermelle Cudjo 0.5

RAMS: 43.0 **OPPONENT:** 34.0

Fumbles/Lost: Sam Bradford 7/2, Danny Amendola 2/1, Billy Bajema 1/0, Jason Brown 1/0, Mardy Gilyard 1/1, Steven Jackson 1/1, Clifton Ryan 1/1
TOTAL: 14/6

Usual Starters

WR	B. Gibson (12)	LE	Long (16)
LT	Saffold (16)	LT	G. Gibson (16)
LG	Bell (16)	RT	Robbins (16)
C	Ja. Brown (16)	RE	J. Hall (16)
RG	Goldberg (16)	WLB	Diggs (12)
RT	J. Smith (15)	MLB	Laurinaitis (16)
TE	Bajema (8)	SLB	Grant (8)
WR	Robinson (11)	LCB	Bartell (13)
QB	Bradford (16)	RCB	Fletcher (15)
FB	Karney (4)	SS	Dahl (13)
RB	S. Jackson (16)	FS	Atogwe (15)

Passing	Att.	Comp.	Yds.	Pct.	Yds./Att.	TD	TD%	Int.	Int%	LG	Sack/Lost	Rating
Sam Bradford	590	354	3,512	60.0%	5.95	18	3.1%	15	2.5%	49	34/244	76.5
Rams	590	354	3,512	60.0%	5.95	18	3.1%	15	2.5%	49	34/244	76.5
Opponents	570	328	3,868	57.5%	6.79	21	3.7%	14	2.5%	65	43/290	80.4

Rushing	No.	Yds.	Avg.	LG	TD
Steven Jackson	330	1,241	3.8	42t	6
Kenneth Darby	34	107	3.1	13	2
Danny Amendola	7	81	11.6	30	0
Sam Bradford	27	63	2.3	17	1
Keith Toston	19	54	2.8	10	0
Brandon Gibson	3	28	9.3	14	0
Mike Karney	6	12	2.0	4	0
Mark Clayton	1	6	6.0	6	0
Laurent Robinson	2	-14	-7.0	-5	0
Rams	429	1,578	3.7	42t	9
Opponents	404	1,810	4.5	80	7

Receiving	No.	Yds.	Avg.	LG	TD
Danny Amendola	85	689	8.1	36	3
Brandon Gibson	53	620	11.7	41	2
Steven Jackson	46	383	8.3	49	0
Daniel Fells	41	391	9.5	36	2
Laurent Robinson	34	344	10.1	32	2
Mark Clayton	23	306	13.3	39	2
Danario Alexander	20	306	15.3	46	1
Billy Bajema	14	145	10.4	26t	2
Michael Hoomanawanui	13	146	11.2	36t	3
Kenneth Darby	10	61	6.1	21t	1
Mardy Gilyard	6	63	10.5	21	0
Mike Karney	5	14	2.8	4	0
Keith Toston	2	29	14.5	23	0
Fendi Onobun	2	15	7.5	8	0
Rams	354	3,512	9.9	49	18
Opponents	328	3,868	11.8	65	21

Interceptions	No.	Yds.	Avg.	LG	TD
Bradley Fletcher	4	41	10.3	28	0
Oshiomogho Atogwe	3	53	17.7	34	0
Craig Dahl	2	23	11.5	23	0
James Butler	2	13	6.5	16	0
Jerome Murphy	1	19	19.0	19	0
Kevin Dockery	1	8	8.0	8	0
James Laurinaitis	1	4	4.0	4	0
Rams	14	161	11.5	34	0
Opponents	15	287	19.1	96t	2

Punting	No.	Yds.	Avg.	Net	TB	I20	LG	Blk.
Donnie Jones	94	4,276	45.5	40.0	4	32	63	0
Rams	94	4,276	45.5	40.0	4	32	63	0
Opponents	82	3,671	44.8	37.1	9	27	72	1

Punt Returns	No.	FC	Yds.	Avg.	LG	TD
Danny Amendola	40	18	452	11.3	42	0
Mardy Gilyard	0	1	0	---	---	0
Rams	40	19	452	11.3	42	0
Opponents	45	21	435	9.7	78t	1

Kickoff Returns	No.	Yds.	Avg.	LG	TD
Danny Amendola	50	1,142	22.8	84	0
Mardy Gilyard	16	356	22.3	34	0
Keith Toston	4	75	18.8	20	0
C.J. Ah You	1	16	16.0	16	0
Larry Grant	1	8	8.0	8	0
Mike Karney	1	17	17.0	17	0
Brit Miller	1	0	0.0	0	0
Maurice Simpkins LG	1	0	0.0	0	0
Rams	74	1,614	21.8	84	0
Opponents	65	1,538	23.7	105t	1

Field Goals	1-19	20-29	30-39	40-49	50+	T
Josh Brown	0/0	11/12	12/14	7/9	3/4	33/39
Rams	0/0	11/12	12/14	7/9	3/4	33/39
Opponents	0/0	11/11	9/10	13/15	2/2	35/38

Josh Brown

(34B, 46G, 25G) (36N) (21B, 37G, 29G, 36G) (30G, 31G) (28G, 28G) (39G, 48G) (25G) (51N, 33G, 41G) (42G, 33G) (53G) (28G, 37G, 45N, 26G) (28G, 52G, 20G, 43G) (38G, 45G, 46N) (37G, 52G) (43G, 30G, 28G) (32G, 27G)

Opponents

(22G) (46N, 38G, 41G, 22G) (29G, 24G, 21G) (22G) (30G, 48G, 47G) (41G, 49B) (35G, 39G, 53G, 38G) (44G) (26G, 47G, 29G) (42G, 29G, 24G, 21G) (49G, 40G) (45G, 41G) (40G) (53G, 38G) (34N, 47G) (31G, 38G, 34G)

COACH: STEVE SPAGNUOLO

2009 (1-15) 4TH, NFC WEST



Won 1, Lost 15

Date	W/L	Score	Opponent	Attend.
9/13	L	0-28	@ Seattle	(67,610)
9/20	L	7-9	@ Washington	(87,780)
9/27	L	17-36	GREEN BAY	(60,234)
10/4	L	0-35	@ San Francisco	(69,732)
10/11	L	10-38	MINNESOTA	(60,166)
10/18	L	20-23 OT	@ Jacksonville	(42,088)
10/25	L	6-42	INDIANAPOLIS	(60,108)
11/1	W	17-10	@ Detroit	(40,857)
11/15	L	23-28	NEW ORLEANS	(59,858)
11/22	L	13-21	ARIZONA	(59,839)
11/29	L	17-27	SEATTLE	(47,475)
12/6	L	9-17	@ Chicago	(61,892)
12/13	L	7-47	@ Tennessee	(69,143)
12/20	L	13-16	HOUSTON	(46,256)
12/27	L	10-31	@ Arizona	(62,624)
1/3	L	6-28	SAN FRANCISCO	(47,965)
Total Attendance				(883,788)

	RAMS	OPP
Total First Downs	259	333
Rushing	79	127
Passing	159	182
Penalty	21	24
3rd Down Eff.	73/226-32.3%	91/209-43.5%
4th Down Eff.	10/28-35.7%	6/12-50.0%
Possession Avg.	28:58	31:02
Total Net Yards	4470	5965
Avg. Per Game	279.4	372.8
Total Plays	998	1016
Avg. Per Play	4.5	5.9
Net Yards Rushing	1784	2201
Avg. Per Game	111.5	137.6
Total Rushes	411	500
Net Yards Passing	2686	3764
Avg. Per Game	167.9	235.3
Sacked/Yards Lost	44/284	25/149
Gross Yards	2970	3913
Attempts/Completions	543/312	491/315
Completion Pct.	57.5%	64.2%
Had Intercepted	21	8
Punts/Average	90/46.8	75/44.3
Net Avg.	41.7	36.9
Penalties/Yards	100/834	80/613
Fumbles/Ball Lost	24/12	26/12
Touchdowns	17	54
Rushing	4	24
Passing	12	22
Returns	1	8

Score by Periods	1	2	3	4	OT	T
Rams	16	74	25	60	0	175
Opponents	87	114	93	139	3	436

Scoring	TD	Ru	Pa	Rt	PAT	FG	S	Pts
Josh Brown	0	0	0	0	16/16	19/24	0	73
Donnie Avery	5	0	5	0	0/0	0/0	0	30
Steven Jackson	4	4	0	0	0/0	0/0	0	24
Daniel Fells	3	0	3	0	0/0	0/0	0	18
Danny Amendola	1	0	1	0	0/0	0/0	0	6
Brandon Gibson	1	0	1	0	0/0	0/0	0	6
Leonard Little	1	0	0	1	0/0	0/0	0	6
Laurent Robinson	1	0	1	0	0/0	0/0	0	6
Rams	17	4	12	1	16/16	19/24	0	175
Opponents	54	24	22	8	51/52	19/22	1	436

Two Point Conversions: RAMS 0/1, OPP. 1/2

Sacks: Leonard Little 6.5, Chris Long 5.0, James Hall 4.5, Craig Dahl 2.0, James Laurinaitis 2.0, C.J. Ah You 1.0, Oshiomogho Atogwe 1.0, Larry Grant 1.0, LaJuan Ramsey 1.0, Clifton Ryan 1.0
RAMS: 25.0 **OPPONENT:** 44.0

Fumbles/Lost: Marc Bulger 6/1, Danny Amendola 4/1, Keith Null 3/1, Donnie Avery 2/2, Kyle Boller 2/2, Brandon Gibson 2/1, Steven Jackson 2/2, Quincy Butler 1/1, Daniel Fells 1/1, David Roach 1/0
TOTAL: 24/12

Usual Starters

WR	Burton (6)	LE	Little (13)
LT	Barron (14)	LT	G.Gibson (5)
			D.Scott (5)
LG	Bell (13)	RT	Ryan (15)
C	Ja.Brown (16)	RE	J.Hall (14)
RG	Incognito (9)	WLB	P.Lenon (9)
RT	Goldberg (11)		Witherspoon (6)
	J.Smith (5)	MLB	Laurinaitis (16)
TE	R.McMichael (16)	SLB	Vobora (10)
WR	Avery (16)	LCB	Bartell (15)
QB	Bulger (8)	RCB	Q.Butler (5)
			J.King (4)
			J.Wade (4)
FB	Karney (8)	SS	J.Butler (13)
RB	S. Jackson (15)	FS	Atogwe (12)

Passing	Att.	Comp.	Yds.	Pct.	Yds./Att.	TD	TD%	Int.	Int%	LG	Sack/Lost	Rating
Marc Bulger	247	140	1,4690	56.7%	5.95	5	2.0%	6	2.4%	50	14/85	70.7
Kyle Boller	176	98	899	55.7%	5.11	3	1.7%	6	3.4%	35	17/117	61.2
Keith Null	119	73	566	61.3%	4.76	3	2.5%	9	7.6%	25	13/82	49.9
Jo. Brown	1	1	36	100.0%	36.0	1	100.0%	0	0.0%	36t	0/0	158.3
Rams	543	312	2,970	57.5%	5.47	12	2.2%	21	3.9%	50	44/284	64.0
Opponents	491	315	3,913	64.2%	7.97	22	4.5%	8	1.6%	73t	25/149	96.9

Rushing	No.	Yds.	Avg.	LG	TD
Steven Jackson	324	1,416	4.4	58	4
Kenneth Darby	27	152	5.6	51	0
Kyle Boller	13	76	5.8	16	0
Chris Ogbonnaya	11	50	4.5	18	0
Donnie Avery	4	30	7.5	15	0
Samkon Gado	14	26	1.9	11	0
Marc Bulger	8	22	2.8	7	0
Mike Karney	2	8	4.0	8	0
Keith Null	5	6	1.2	3	0
Danny Amendola	3	-2	-0.7	8	0
Rams	411	1,784	4.3	58	4
Opponents	500	2,201	4.4	62t	24

Receiving	No.	Yds.	Avg.	LG	TD
Steven Jackson	51	322	6.3	38	0
Donnie Avery	47	589	12.5	50	5
Danny Amendola	43	326	7.6	25	1
Brandon Gibson	34	348	10.2	23	1
Randy McMichael	34	332	9.8	35	1
Keenan Burton	25	253	10.1	25	0
Daniel Fells	21	273	13.0	36t	3
Kenneth Darby	18	96	5.3	13	0
Laurent Robinson	13	167	12.8	45	1
Billy Bajema	8	94	11.8	27	0
Ruvell Martin	6	99	16.5	33	0
Mike Karney	6	16	2.7	9	0
Samkon Gado	3	25	8.3	13	0
Chris Ogbonnaya	1	19	19.0	19	0
Tim Carter	1	6	6.0	6	0
Jordan Kent	1	5	5.0	5	0
Rams	312	2,970	9.5	50	12
Opponents	315	3,913	12.4	73t	22

Interceptions	No.	Yds.	Avg.	LG	TD
James Butler	3	17	5.7	17	0
James Laurinaitis	2	28	14.0	21	0
Oshiomogho Atogwe	2	21	10.5	12	0
Leonard Little	1	36	36.0	36t	1
Rams	8	102	12.8	36t	1
Opponents	21	321	15.3	65t	4

Punting	No.	Yds.	Avg.	Net	TB	I20	LG	Blk.
Donnie Jones	90	4,212	46.8	41.7	10	34	63	0
Rams	90	4,212	46.8	41.7	10	34	63	0
Opponents	75	3,326	44.3	36.9	8	25	70	0

Punt Returns	No.	FC	Yds.	Avg.	LG	TD
Danny Amendola	31	11	360	11.6	56	0
Derek Stanley	3	1	37	12.3	24	0
Quincy Butler	2	2	-2	-1.0	0	0
David Roach	1	0	0.0	0.0	0	0
Rams	37	14	395	10.7	56	0
Opponents	41	12	260	6.3	29	0

Kickoff Returns	No.	Yds.	Avg.	LG	TD
Danny Amendola	66	1,618	24.5	58	0
Kenneth Darby	4	54	13.5	23	0
Billy Bajema	2	26	13.0	14	0
Donnie Avery	1	19	19.0	19	0
Samkon Gado	1	23	23.0	23	0
Larry Grant	1	14	14.0	14	0
Mike Karney	1	10	10.0	10	0
Rams	76	1,764	23.2	58	0
Opponents	43	1,032	24.0	97t	1

Field Goals	1-19	20-29	30-39	40-49	50+	T
Josh Brown	0/0	5/5	4/5	4/7	6/7	19/24
Rams	0/0	5/5	4/5	4/7	6/7	19/24
Opponents	1/1	10/10	5/5	2/3	1/3	19/22

Josh Brown
 (37N) () (48B, 53G) (51N) (29G) (52G, 27G) (30G, 45G) (41G) (32G) (40G, 20G) (46N, 55G) (20G, 48G, 50G) () (33G, 52G) (33G) (54G, 45N, 29G)
Opponents
 () (21G, 28G, 23G) (48G, 38G, 25G) (43N) (47G) (58N, 36G) () () () (29G, 38G) (27G) (27G, 34G, 36 G, 50G) (27G, 25G, 52N, 28G) (19G) ()

Coach: Scott Linehan (4), Jim Haslett (12)

2008 (2-14) 4th, NFC West



Won 2, Lost 14

Date	W/L	Score	Opponent	Attend.
9/7	L	3-38	@ Philadelphia	(69,144)
9/14	L	13-41	NEW YORK GIANTS	(61,377)
9/21	L	13-37	@ Seattle	(68,012)
9/28	L	14-31	BUFFALO	(61,017)
10/12	W	19-17	@ Washington	(90,376)
10/19	W	34-14	DALLAS	(62,035)
10/26	L	16-23	@ New England	(68,756)
11/2	L	13-34	ARIZONA	(61,303)
11/9	L	3-47	@ New York Jets	(78,073)
11/16	L	16-35	@ San Francisco	(67,573)
11/23	L	3-27	CHICAGO	(61,994)
11/30	L	12-16	MIAMI	(61,046)
12/7	L	10-34	@ Arizona	(63,720)
12/14	L	20-23	SEATTLE	(56,123)
12/21	L	16-17	SAN FRANCISCO	(54,948)
12/28	L	27-31	@ Atlanta	(64,617)
Total Attendance				(1,050,114)

	RAMS	OPP
Total First Downs	249	320
Rushing	95	146
Passing	140	158
Penalty	14	16
3rd Down Eff.	69/216-31.9%	74/187-39.6%
4th Down Eff.	11/23-47.8%	4/6-66.7%
Possession Avg.	29:32	30:28
Total Net Yards	4596	5950
Avg. Per Game	287.3	371.9
Total Plays	982	975
Avg. Per Play	4.7	6.1
Net Yards Rushing	1649	2475
Avg. Per Game	103.1	154.7
Total Rushes	417	501
Net Yards Passing	2947	3475
Avg. Per Game	184.2	217.2
Sacked/Yards Lost	45/321	30/201
Gross Yards	3268	3676
Attempts/Completions	520/292	444/278
Completion Pct.	56.2%	62.6%
Had Intercepted	19	12
Punts/Average	83/49.6	67/45.2
Net Avg.	40.8	38.3
Penalties/Yards	97/718	89/654
Fumbles/Ball Lost	18/12	24/14
Touchdowns	20	53
Rushing	8	26
Passing	11	20
Returns	1	7

Score by Periods	1	2	3	4	OT	T
Rams	61	82	35	54	0	232
Opponents	130	144	57	134	0	465

Scoring	TD	Ru	Pa	Rt	PAT	FG	S	Pts
Josh Brown	0	0	0	0	19/19	31/36	0	112
Steven Jackson	8	7	1	0	0/0	0/0	0	48
Donnie Avery	4	1	3	0	0/0	0/0	0	24
Torry Holt	3	0	3	0	0/0	0/0	0	18
Dane Looker	2	0	2	0	0/0	0/0	0	12
O. Atogwe	1	0	0	1	0/0	0/0	0	6
Keenan Burton	1	0	1	0	0/0	0/0	0	6
Derek Stanley	1	0	1	0	0/0	0/0	0	6
Rams	20	8	11	1	19/19	31/36	0	232
Opponents	53	26	20	7	52/52	31/32	0	465

Two Point Conversions: RAMS 0/1, OPP. 1/1

Sacks: James Hall 6.5, Leonard Little 6.0, Chris Long 4.0, Jason Craft 3.0, Pisa Tinoisamoa 3.0, Victor Adeyanju 2.0, Ron Bartell 1.0, Fakhir Brown 1.0, Ricky Manning Jr. 1.0, Eric Moore 1.0, Will Witherspoon 1.0, La'Roi Glover 0.5
RAMS: 30.0 **OPPONENT:** 45.0

Fumbles/Lost: Marc Bulger 5/4, Steven Jackson 5/3, Dane Looker 2/1, Derek Stanley 2/2, Ken Darby 1/1, Joe Klopfenstein 1/1, Travis Minor 1/0, Antonio Pittman 1/0
TOTAL: 18/12

Usual Starters			
WR	Holt (14)	LE	Adeyanju (9)
			Little (5)
LT	Pace (14)	NT	Ryan (12)
LG	Bell (13)	UT	Glover (10)
			Carriker (6)
C	Leckey (10)	RE	Long (16)
	Romberg (6)		
RG	Incognito (15)	WLB	Tinoisamoa (16)
RT	Barron (15)	MLB	Witherspoon (12)
TE	Becht (11)	SLB	Culbertson (10)
			C. Draft (5)
WR	Avery (12)	LCB	Bartell (11)
QB	Bulger (15)	RCB	F. Brown (11)
TE	Klopfenstein (10)	SS	Chavous (13)
RB	S. Jackson (11)	FS	Atogwe (16)

Passing	Att.	Comp.	Yds.	Pct.	Yds./Att.	TD	TD%	Int.	Int%	LG	Sack/Lost	Rating
Marc Bulger	440	251	2720	57.0%	6.18	11	2.5%	13	3.0%	80t	38/263	71.4
Trent Green	72	38	525	52.8%	7.29	0	0.0%	6	8.3%	53	6/58	41.7
Brock Berlin	3	1	6	33.3%	2.00	0	0.0%	0	0.0%	6	0/0	42.4
Dane Looker	3	2	17	66.7%	5.67	0	0.0%	0	0.0%	11	1/0	81.3
Dante Hall	1	0	0	0.0%	0.00	0	0.0%	0	0.0%	--	0/0	39.6
Donnie Jones	1	0	0	0.0%	0.00	0	0.0%	0	0.0%	--	0/0	39.6
Rams	520	292	3268	56.2%	6.28	11	2.1%	19	3.7%	80t	45/321	66.9
Opponents	444	278	3676	62.6%	8.28	20	4.5%	12	2.7%	90t	30/201	92.5

Rushing	No.	Yds.	Avg.	LG	TD
Steven Jackson	253	1042	4.1	56t	7
Antonio Pittman	79	296	3.7	24	0
Kenneth Darby	32	140	4.4	14	0
Donnie Avery	10	69	6.9	37t	1
Marc Bulger	14	41	2.9	16	0
Travis Minor	13	29	2.2	13	0
Dante Hall	4	9	2.3	10	0
Keenan Burton	3	8	2.7	5	0
Brian Leonard	2	7	3.5	5	0
Samkon Gado	2	4	2.0	3	0
Trent Green	3	4	1.3	3	0
Dan Kreider	1	0	0.0	0	0
Derek Stanley	1	0	0.0	0	0
Rams	417	1649	4.0	56t	8
Opponents	501	2475	4.9	70	26

Receiving	No.	Yds.	Avg.	LG	TD
Torry Holt	64	796	12.4	45t	3
Donnie Avery	53	674	12.7	69t	3
Steven Jackson	40	379	9.5	53	1
Dane Looker	23	271	11.8	30	2
Kenneth Darby	19	183	9.6	30	0
Antonio Pittman	18	132	7.3	27	0
Keenan Burton	13	172	13.2	30t	1
Dante Hall	12	105	8.8	20	0
Randy McMichael	11	139	12.6	31	0
Joe Klopfenstein	11	123	11.2	29	0
Daniel Fells	7	81	11.6	26	0
Derek Stanley	6	119	19.8	80t	1
Anthony Becht	6	39	6.5	11	0
Travis Minor	5	35	7.0	16	0
Marc Bulger	2	17	8.5	11	0
Drew Bennett	1	4	4.0	4	0
Samkon Gado	1	-1	-1.0	-1	0
Rams	292	3268	11.2	80t	11
Opponents	278	3676	13.2	90t	20

Interceptions	No.	Yds.	Avg.	LG	TD
Oshiomogho Atogwe	5	91	18.2	43	0
Ron Bartell	3	29	9.7	24	0
Fakhir Brown	1	16	16.0	16	0
Jason Craft	1	16	16.0	16	0
Jonathan Wade	1	8	8.0	8	0
Will Witherspoon	1	2	2.0	2	0
Rams	12	162	13.5	43	0
Opponents	19	452	23.8	99t	4

Punting	No.	Yds.	Avg.	Net	TB	I20	LG	Bik.
Donnie Jones	82	4100	50.0	41.1	7	20	68	0
Josh Brown	1	20	20.0	20.0	0	1	20	0
Rams	83	4120	49.6	40.8	7	21	68	0
Opponents	67	3029	45.2	38.3	11	22	62	0

Punt Returns	No.	FC	Yds.	Avg.	LG	TD
Derek Stanley	11	4	101	9.2	33	0
Dante Hall	9	1	93	10.3	34	0
Dane Looker	9	5	51	5.7	14	0
Rams	29	10	245	8.4	34	0
Opponents	57	7	590	10.4	60	0

Kickoff Returns	No.	Yds.	Avg.	LG	TD
Dante Hall	37	763	20.6	41	0
Derek Stanley	25	620	24.8	75	0
Kenneth Darby	7	173	24.7	32	0
Travis Minor	7	155	22.1	34	0
Donnie Avery	1	21	21.0	21	0
John Greco	1	14	14.0	14	0
Jonathan Wade	1	11	11.0	11	0
Dane Looker	1	4	4.0	4	0
Rams	80	1761	22.0	75	0
Opponents	56	1469	26.2	92	0

Field Goals	1-19	20-29	30-39	40-49	50+	T
Josh Brown	0/0	8/8	7/7	10/13	6/8	31/36
Rams	0/0	8/8	7/7	10/13	6/8	31/36
Opponents	0/0	7/7	12/12	10/11	2/2	31/32

Josh Brown
 (46G) (54G, 54G) (43G, 29G) (51N) (51G, 25G, 44G, 49G) (54N, 52G, 35G) (20G, 44G, 25G) () (37G) (48N, 24G, 48G, 44G) (40N, 43G) (23G, 51G, 33G, 38G) (42N, 51G) (36G, 48G) (43G, 38G, 22G) (31G, 27G)
Opponents
 (23G) (39G, 33G) (28G, 38G, 38G) (45G, 35G, 45G) (38G) (46N) (30G, 27G, 41G) (36G, 30G) (22G, 49G, 46G, 55G) () (43G, 38G) (37G, 47G, 42G) (44G, 22G) (28G, 50G, 27G) (48G) (39G)

COACH: SCOTT LINEHAN

2007 (8-8) 2ND, NFC WEST



Date	W/L	Score	Opponent	Attend.
9/9	L	13-27	CAROLINA	(65,307)
9/16	L	16-17	SAN FRANCISCO	(65,295)
9/23	L	3-24	at Tampa Bay	(65,267)
9/30	L	7-35	at Dallas	(62,866)
10/7	L	31-34	ARIZONA	(61,788)
10/14	L	3-22	at Baltimore	(71,175)
10/21	L	6-33	at Seattle	(68,164)
10/28	L	20-27	CLEVELAND	(62,777)
11/11	W	37-29	at New Orleans	(70,003)
11/18	W	13-9	at San Francisco	(68,039)
11/25	L	19-24	SEATTLE	(65,423)
12/2	W	28-16	ATLANTA	(52,051)
12/9	L	10-19	at Cincinnati	(65,143)
12/16	L	14-33	GREEN BAY	(66,008)
12/20	L	24-41	PITTSBURGH	(65,705)
12/30	L	19-48	at Arizona	(64,671)
Total Attendance (1,039,682)				

	RAMS	OPP
Total First Downs	281	316
Rushing	65	105
Passing	193	190
Penalty	23	21
3rd Down Eff.	81/223-36.3%	78/201-38.8%
4th Down Eff.	7/20-35.0%	6/10-60.0%
Possession Avg.	30:08	29:52
Total Net Yards	4760	5457
Avg. Per Game	297.5	341.1
Total Plays	1026	999
Avg. Per Play	4.6	5.5
Net Yards Rushing	1527	1844
Avg. Per Game	95.4	115.3
Total Rushes	404	445
Net Yards Passing	3233	3613
Avg. Per Game	202.1	225.8
Sacked/Yards Lost	48/328	31/234
Gross Yards	3561	3847
Attempts/Completions	574/333	523/318
Completion Pct.	58.0%	60.8%
Had Intercepted	28	18
Punts/Average	78/47.2	66/47.7
Net Avg.	39.3	39.8
Penalties/Yards	94/794	95/732
Fumbles/Ball Lost	25/9	23/9
Touchdowns	27	48
Rushing	5	16
Passing	19	25
Returns	3	7

Score by Periods	1	2	3	4	OT	T
Rams	95	72	56	40	0	263
Opponents	64	116	111	147	0	438

Scoring	TD	Ru	Pa	Rt	PAT	FG	S	Pts
J. Wilkins	0	0	0	0	25/25	24/32	0	97
T. Holt	7	0	7	0			0	44a
S. Jackson	6	5	1	0			0	36
I. Bruce	4	0	4	0			0	24
D. Bennett	3	0	3	0			0	18
R. McMichael	3	0	3	0			0	18
O. Atogwe	1	0	0	1			0	6
F. Brown	1	0	0	1			0	6
D. Hall	1	0	0	1			0	6
J. Klopfenstein	1	0	1	0			0	6
A. Carriker	0	0	0	0			1	2
Rams	27	5	19	3	25/25	24/32	1	263
Opponents	48	16	25	7	44/44	34/39	0	438

Two Point Conversions: RAMS 1/2, OPP. 2/4

Sacks: Will Witherspoon 7.0, La'Roi Glover 6.0, Corey Chavous 3.5, Brandon Chillar 2.5, James Hall 2.5, Adam Carriker 2.0, Clifton Ryan 2.0, Ron Bartell 1.0, Chris Draft 1.0, Trevor Johnson 1.0, Leonard Little 1.0, Eric Moore 1.0, Claude Wroten 0.5; RAMS: 31.0 OPP.: 48.0

Usual Starters

WR	Holt (16)	LE	Adeyanju (7)
LT	Barron (15)	NT	Little (7)
LG	M. Brown (9)	UT	Carriker (16)
C	Romberg (9)	RE	Glover (16)
	McCullum (7)		J.Hall (15)
RG	Steussie (6)	WLB	Tinoisamoa (9)
	Incognito (4)		Draft (7)
RT	Gorin (8)	MLB	Witherspoon (16)
TE	McMichael (15)	SLB	Chillar (14)
WR	Bruce (12)	LCB	Hill (7)
			Bartell (6)
QB	Bulger (12)	RCB	F. Brown (12)
FB/TE	Klopfenstein (9)	SS	Chavous (14)
RB	S. Jackson (12)	FS	Atogwe (16)

Passing	Att.	Comp.	Yds.	Pct.	Yds./Att.	TD	TD%	Int.	Int%	LG	Sack/Lost	Rating
Marc Bulger	378	221	2392	58.5%	6.33	11	2.9%	15	4.0%	40	37/269	70.3
Gus Frerotte	167	94	1014	56.3%	6.07	7	4.2%	12	7.2%	38	11/59	58.3
Brock Berlin	28	17	153	60.7%	5.46	0	0.0%	1	3.6%	23	0/0	60.6
Steven Jackson	1	1	2	100.0%	2.00	1	100.0%	0	0.0%	2t	0/0	118.8
Rams	574	333	3561	58.0%	6.20	19	3.3%	28	4.9%	40	48/328	67.0
Opponents	523	318	3847	60.8%	7.36	25	4.8%	18	3.4%	83	31/234	85.0

Rushing	No.	Yds.	Avg.	LG	TD
Steven Jackson	237	1002	4.2	54	5
Brian Leonard	86	303	3.5	31	0
Antonio Pittman	38	139	3.7	43	0
Travis Minor	17	68	4.0	13	0
Dante Hall	3	18	6.0	9	0
Marc Bulger	9	13	1.4	14	0
Derek Stanley	1	5	5.0	5	0
Gus Frerotte	6	3	0.5	2	0
Isaac Bruce	2	-4	-2.0	-1	0
Marques Hagans	2	-4	-2.0	-2	0
Brock Berlin	3	-16	-5.3	0	0
Rams	404	1527	3.8	54	5
Opponents	445	1844	4.1	46	16

Receiving	No.	Yds.	Avg.	LG	TD
Torry Holt	93	1189	12.8	40	7
Isaac Bruce	55	733	13.3	37	4
Randy McMichael	39	429	11.0	29t	3
Steven Jackson	38	271	7.1	37	1
Drew Bennett	33	375	11.4	24	3
Brian Leonard	30	183	6.1	16	0
Travis Minor	12	86	7.2	20	0
Marques Hagans	8	101	12.6	23	0
Dane Looker	6	38	6.3	10	0
Dante Hall	5	27	5.4	12	0
Dominique Byrd	4	44	11.0	14	0
Antonio Pittman	3	15	5.0	11	0
Joe Klopfenstein	2	37	18.5	36t	1
Aaron Walker	2	13	6.5	8	0
Richard Owens	1	9	9.0	9	0
Madison Hedgecock	1	7	7.0	7	0
Travis Taylor	1	4	4.0	4	0
Rams	333	3561	10.7	40	19
Opponents	318	3847	12.1	83	25

Interceptions	No.	Yds.	Avg.	LG	TD
Oshiomogho Atogwe	8	125	15.6	52t	1
Fakhir Brown	4	48	12.0	36t	1
Pisa Tinoisamoa	2	15	7.5	15	0
Ron Bartell	2	10	5.0	9	0
Jonathan Wade	1	2	2.0	2	0
Tye Hill	1	0	0.0	0	0
Rams	18	200	11.1	52t	2
Opponents	28	427	15.3	68t	4

Punting	No.	Yds.	Avg.	Net	TB	I20	LG	Blk.
Donnie Jones	78	3684	47.2	39.3	9	18	80	0
Rams	78	3684	47.2	39.3	9	18	80	0
Opponents	66	3147	47.7	39.8	8	19	71	0

Punt Returns	No.	FC	Yds.	Avg.	LG	TD
Dante Hall	19	6	286	15.1	85t	1
Brandon Williams	7	7	56	8.0	15	0
Dane Looker	2	0	5	2.5	5	0
Marques Hagans	1	1	0	0.0	0	0
Derek Stanley	1	0	10	10.0	10	0
Rams	30	14	357	11.9	85t	1
Opponents	48	8	437	9.1	37	0

Kickoff Returns	No.	Yds.	Avg.	LG	TD
Dante Hall	29	729	25.1	84	0
Brandon Williams	22	508	23.1	37	0
Derek Stanley	20	509	25.5	49	0
Marques Hagans	7	130	18.6	22	0
Travis Minor	2	24	12.0	21	0
Dane Looker	1	19	19.0	19	0
Jonathan Wade	1	19	19.0	19	0
Rams	82	1938	23.6	84	0
Opponents	58	1578	27.2	91t	2

Field Goals	1-19	20-29	30-39	40-49	50+	T
Jeff Wilkins	0/0	7/8	6/7	8/13	3/4	24/32
Rams	0/0	7/8	6/7	8/13	3/4	24/32
Opponents	0/0	8/8	12/13	12/14	2/4	34/39

Jeff Wilkins

(42G, 28G) (27G, 29G, 53G, 56N) (42N, 43N, 25G) (28N) (46G, 35G, 31G) (35N, 32G) (31G, 29G, 44N) (40G, 46G) (49G, 21G, 44G) (49G, 35G) (23G) () (40N, 50G) (48N) (52G) (37G, 42G)

Opponents

(47N, 34G, 32G) (40G) (54N, 27G) () (50G, 39B, 32G) (43G, 42G, 23G, 31G, 36G) (38G, 48G, 45G, 43G) (35G, 45G) () (28G, 38G, 46G) (46N, 33G, 52N) (41G) (27G, 38G, 32G, 46G) (44G, 50G, 25G, 46G) (21G, 29G) (23G, 33G)

COACH: SCOTT LINEHAN

2006 (8-8) 2ND, NFC WEST



Date	W/L	Score	Opponent	Attend.
9/10	W	18-10	DENVER	(65,577)
9/17	L	13-20	at San Francisco	(67,791)
9/24	W	16-14	at Arizona	(63,278)
10/1	W	41-34	DETROIT	(65,563)
10/8	W	23-20	at Green Bay	(70,804)
10/15	L	28-30	SEATTLE	(65,592)
10/29	L	24-38	at San Diego	(66,598)
11/5	L	17-31	KANSAS CITY	(66,191)
11/12	L	22-24	at Seattle	(68,175)
11/19	L	0-15	at Carolina	(73,348)
11/26	W	20-17	SAN FRANCISCO	(65,517)
12/3	L	20-34	ARIZONA	(65,612)
12/11	L	27-42	CHICAGO	(66,234)
12/17	W	20-0	at Oakland	(50,164)
12/24	W	37-31	WASHINGTON (OT)	(62,324)
12/31	W	41-21	at Minnesota	(63,557)
Total Attendance				(1,046,325)

	RAMS	OPP
Total First Downs	332	313
Rushing	94	121
Passing	212	164
Penalty	26	28
3rd Down Eff.	83/222-37.4%	93/205-45.4%
4th Down Eff.	12/18-66.7%	2/6-33.3%
Possession Avg.	31:07	28:53
Total Net Yards	5767	5362
Avg. Per Game	360.4	335.1
Total Plays	1065	962
Avg. Per Play	5.4	5.6
Net Yards Rushing	1805	2327
Avg. Per Game	112.8	145.4
Total Rushes	424	477
Net Yards Passing	3962	3035
Avg. Per Game	247.6	189.7
Sacked/Yards Lost	49/366	34/214
Gross Yards	4328	3249
Attempts/Completions	592/371	451/266
Completion Pct.	62.7%	59.0%
Had Intercepted	8	17
Punts/Average	76/42.4	67/45.2
Net Avg.	37.8	39.0
Penalties/Yards	116/960	92/835
Fumbles/Ball Lost	20/10	24/15
Touchdowns	39	46
Rushing	13	21
Passing	24	21
Returns	2	4

Score by Periods	1	2	3	4	OT	T
Rams	53	136	74	98	6	367
Opponents	76	106	79	120	0	381

Scoring	TD	Ru	Pa	Rt	PAT	FG	S	Pts
Jeff Wilkins	0	0	0	0	35/35	32/37	0	131
Steven Jackson	16	13	3	0	0/0	0/0	0	96
Torry Holt	10	0	10	0	0/0	0/0	0	60
Kevin Curtis	4	0	4	0	0/0	0/0	0	24
Isaac Bruce	3	0	3	0	0/0	0/0	0	20
Stephen Davis	1	0	1	0	0/0	0/0	0	6
Joe Klopfenstein	1	0	1	0	0/0	0/0	0	6
Dominique Byrd	1	0	1	0	0/0	0/0	0	6
Victor Adeyanju	1	0	0	b1	0/0	0/0	0	6
Ron Bartell	1	0	0	c1	0/0	0/0	0	6
Shaun McDonald	1	0	1	0	0/0	0/0	0	6
Rams	39	13	24	2	35/35	32/37	0	367
Opponents	46	21	21	4	46/46	19/24	0	381

Two Point Conversions: Rams 1/2, Opp. 0/0

Sacks - Leonard Little 13.0, La'Roi Glover 5.5, Will Witherspoon 3.0, Pisa Tinoisamoa 2.0, Brandon Chillar 2.0, Raonali Smith 1.5, Oshiomogho Atogwe 1.0, Fakhir Brown 1.0, Victor Adeyanju 1.0, Jimmy Kennedy 1.0, Corey Chavous 1.0, Claude Wroten 1.0, Anthony Hargrove 0.5, Brandon Green 0.5; RAMS: 34.0 OPP.: 49.0

Usual Starters

WR	Holt (16)	LE	Little (16)
LT	Pace (8)	NT	Kennedy (16)
	Steussie (7)		
LG	Steussie (8)	UT	Glover (16)
	Setterstrom (6)		
C	Incognito (12)	RE	Adeyanju (9)
RG	Timmerman (13)	WLB	Tinoisamoa (11)
RT	Barron (16)	MLB	Witherspoon (16)
TE	Klopfenstein (16)	SLB	Chillar (14)
WR	Bruce (13)	LCB	Fisher (9)
			T. Hill (7)
QB	Bulger (16)	RCB	F. Brown (14)
FB	Hedgecock (9)	SS	Chavous (16)
RB	S. Jackson (16)	FS	Atogwe (16)

Passing	Att.	Comp.	Yds.	Pct.	Yds./Att.	TD	TD%	Int.	Int%	LG	Sack/Lost	Rating
Marc Bulger	588	370	4301	62.9%	7.3	24	4.1%	8	1.4%	67t	49/366	92.9
Gus Frerotte	3	1	27	33.3%	9.0	0	0.0%	0	0.0%	27	0/0	67.4
Isaac Bruce	1	0	0	0.0%	0.0	0	0.0%	0	0.0%	0	0/0	39.6
Rams	592	371	4328	62.7%	7.3	24	4.1%	8	1.4%	67t	49/366	92.7
Opponents	451	266	3249	59.0%	7.2	21	4.7%	17	3.8%	72t	34/214	81.1

Rushing	No.	Yds.	Avg.	LG	TD
Steven Jackson	346	1528	4.4	59t	13
Stephen Davis	40	177	4.4	16	0
Marc Bulger	18	44	2.4	29	0
Matt Turk	2	19	9.5	16	0
Dane Looker	1	13	13.0	13	0
Tony Fisher	6	9	1.5	4	0
Kay-Jay Harris	3	9	3.0	9	0
Kevin Curtis	4	4	1.0	7	0
Madison Hedgecock	1	2	2.0	2	0
Ryan Fitzpatrick	3	0	0.0	2	0
Rams	424	1805	4.3	59t	13
Opponents	477	2327	4.9	51	21

Receiving	No.	Yds.	Avg.	LG	TD
Torry Holt	93	1188	12.8	67t	10
Steven Jackson	90	806	9.0	64t	3
Isaac Bruce	74	1098	14.8	45	3
Kevin Curtis	40	479	12.0	42	4
Joe Klopfenstein	20	226	11.3	28	1
Tony Fisher	14	159	11.4	49	0
Shaun McDonald	13	136	10.5	28	1
Stephen Davis	12	90	7.5	18	1
Madison Hedgecock	7	29	4.1	7	0
Aaron Walker	5	68	13.6	26	0
Dominique Byrd	2	39	19.5	27t	1
Kay-Jay Harris	1	10	10.0	10	0
Rams	371	4328	11.7	67t	24
Opponents	266	3249	12.2	72t	21

Interceptions	No.	Yds.	Avg.	LG	TD
Ron Bartell	3	63	21.0	38t	1
Tye Hill	3	20	6.7	14	0
Fakhir Brown	3	17	5.7	20	0
Oshiomogho Atogwe	3	8	2.7	7	0
Jerome Carter	2	39	19.5	36	0
Dexter Coakley	2	0	0.0	0	0
Corey Chavous	1	17	17.0	17	0
Rams	17	164	9.6	38t	1
Opponents	8	118	14.8	56	0

Punting	No.	Yds.	Avg.	Net	TB	I20	LG	Blk.
Matt Turk	72	3132	43.5	38.3	5	26	74	1
Jeff Wilkins	3	91	30.3	27.7	0	3	33	0
Rams	76	3223	42.4	37.8	5	29	74	1
Opponents	67	3026	45.2	39.0	9	20	66	0

Punt Returns	No.	FC	Yds.	Avg.	LG	TD
Shaun McDonald	23	14	172	7.5	33	0
Dane Looker	7	6	47	6.7	10	0
Willie Ponder	0	0	15	0	15	0
Rams	30	20	234	7.8	33	0
Opponents	27	22	247	9.1	90t	1

Kickoff Returns	No.	Yds.	Avg.	LG	TD
Willie Ponder	26	605	23.3	40	0
J.R. Reed	17	346	20.4	40	0
Kevin Curtis	9	188	20.9	28	0
Tony Fisher	8	165	20.6	26	0
Kay-Jay Harris	4	76	19.0	23	0
Paul Smith	1	3	3.0	3	0
Rams	65	1383	21.3	40	0
Opponents	69	1701	24.7	96t	2

Field Goals	1-19	20-29	30-39	40-49	50+	T
Jeff Wilkins	1/1	11/11	6/6	11/16	3/3	32/37
Rams	1/1	11/11	6/6	11/16	3/3	32/37
Opponents	0/0	7/7	5/7	5/8	2/2	19/24

Jeff Wilkins

(26G, 44M, 38G, 29G, 51G, 48G, 24G) (49G, 46M, 40G) (26G, 47G, 21G) (42G, 19G, 46G, 47G, 47M) (31G, 26G, 20G) () (34G) (41G) (40G, 42G, 35G) () (24G, 51G) (27G, 37G) (48M) (24G, 34G) (21G, 41M) (42G, 53G)

Opponents

(49G) (32G, 46M, 20G) () (29G, 20G) (27G, 45M, 32G) (34M, 49G, 49G, 54G) (31G) (42G) (38G) (40G, 34G) (24G) (23G, 20G) (37M, 49M) () (52G) ()

COACH: MIKE MARTZ (5), JOE VITT (11)

2005 (6-10) 2ND, NFC WEST



DATE	W/L	Score	Opponent	Attend.
9/11	L	25-28	@ San Francisco	(67,918)
9/18	W	17-12	@ Arizona	(45,160)
9/25	W	31-27	TENNESSEE	(65,835)
10/2	L	24-44	@ New York Giants	(78,453)
10/9	L	31-37	SEATTLE	(65,707)
10/17	L	28-45	@ Indianapolis	(57,307)
10/23	W	28-17	NEW ORLEANS	(64,586)
10/30	W	24-21	JACKSONVILLE	(65,251)
11/13	L	16-31	@ Seattle	(67,192)
11/20	L	28-38	ARIZONA	(65,750)
11/27	W	33-27	@ Houston (OT)	(70,010)
12/4	L	9-24	WASHINGTON	(65,701)
12/11	L	13-27	@ Minnesota	(64,005)
12/18	L	16-17	PHILADELPHIA	(65,382)
12/24	L	20-24	SAN FRANCISCO	(65,473)
1/1/06	W	20-10	@ Dallas	(63,131)

	RAMS	OPP.
Total First Downs	314	321
Rushing	82	116
Passing	209	178
Penalty	23	27
3rd Down Eff.	77-211-36.5%	80-199-40.2%
4th Down Eff.	14-21-66.7%	2-9-22.2%
Time of Poss. Avg.	30:14	29:46
Total Net Yards	5571	5602
Avg. Per Game	348.2	350.1
Total Plays	1025	1007
Avg. Per Play	5.4	5.6
Net Yards Rushing	1535	2178
Avg. Per Game	95.9	136.1
Total Rushes	380	459
Net Yards Passing	4036	3424
Avg. Per Game	252.3	214.0
Sacked/Yards Lost	46/315	41/195
Gross Yards	4351	3619
Att-Comp-Int	599-392-24	507-314-13
Completion Pct.	65.4%	61.9%
Punts/Average	73/41.2	68/40.0
Net Avg.	33.9	36.0
Penalties/Yards	131/941	117/1066
Fumbles/Ball Lost	24/13	27/14
Touchdowns	40	50
Rushing	13	22
Passing	23	26
Returns	4	2

Score by Periods	1	2	3	4	OT	T
Rams	67	123	54	113	6	363
Opponents	110	124	92	103	0	429

Scoring	TD	Ru	Pa	Rt	PAT	FG	S	Pts
Wilkins	0	0	0	0	36-36	27-31	0	117
S. Jackson	10	8	2	0	0-0	0-0	0	60
Holt	9	0	9	0	0-0	0-0	0	54
Curtis	7	1	6	0	0-0	0-0	0	42
Bruce	3	0	3	0	0-0	0-0	0	18
Fitzpatrick	2	2	0	0	0-0	0-0	0	12
M. Faulk	1	0	1	0	0-0	0-0	1	8
Harris	1	1	0	0	0-0	0-0	1	8
Johnson	1	0	0	1	0-0	0-0	0	6
Manumaleuna	1	0	1	0	0-0	0-0	0	6
Archuleta	1	0	0	1	0-0	0-0	0	6
Cason	1	1	0	0	0-0	0-0	0	6
Furrey	1	0	0	1	0-0	0-0	0	6
Chillar	1	0	0	1	0-0	0-0	0	6
Cleeland	1	0	1	0	0-0	0-0	0	6
Rams	40	13	23	4	36-36	27-31	2	363
Opponents	50	22	26	2	49-49	26-33	1	429

Two Point Conversions: Rams 2-3, Opp. 1-1

Sacks - Little 9.5, Hargrove 6.5, Archuleta 3.5, Green 3.0, Kennedy 3.0, T. Jackson 2.5, Ivy 2.0, Pickett 2.0, Coakley 2.0, Tinoisamoa 1.5, Lewis 1.0, Atogwe 1.0, Claiborne 0.5; RAMS 38.0, OPP 46.0

Usual Starters

WR	Holt (14)	LE	Little (14)
LT	Pace (16)	NT	Pickett (16)
LG	Terrell (10)	DT	Kennedy (9)
C	McCollum (16)	RE	Hargrove (15)
RG	Timmerman (16)	WLB	Tinoisamoa (15)
RT	Barron (11)	MLB	Claiborne (7)
TE	Manumaleuna (16)	SLB	Coakley (9)
WR	Bruce (10)	LCB	Groce (15)
QB	Bulger (8)	RCB	T. Fisher (8)
			Bartell (7)
FB	Hedgecock (7)	SS	Archuleta (14)
RB	S. Jackson (15)	FS	Furrey (11)

Passing	Att.	Comp.	Yds.	Pct.	Yds./Att.	TD	TD%	Int.	Int%	LG	Sack/Lost	Rating
Marc Bulger	287	192	2297	66.9%	8.0	14	4.9%	9	3.1%	57t	26-188	94.4
Jamie Martin	177	124	1277	70.1%	7.2	5	2.8%	7	4.0%	83t	11-78	83.5
Ryan Fitzpatrick	135	76	777	56.3%	5.8	4	3.0%	8	5.9%	56t	9-49	58.2
Rams	599	392	4351	65.4%	7.3	23	3.8%	24	4.0%	83t	46-315	83.0
Opponents	507	314	3619	61.9%	7.1	26	5.1%	13	2.6%	52	41-195	89.9

Rushing	No.	Yds.	Avg.	LG	TD
S. Jackson	254	1046	4.1	51	8
M. Faulk	65	292	4.5	20	0
Cason	10	65	6.5	14	1
Fitzpatrick	14	64	4.6	14t	2
Bulger	9	29	3.2	9	0
Harris	13	21	1.6	10	1
McDonald	1	7	7.0	7	0
Martin	9	6	0.7	9	0
Curtis	1	5	5.0	5t	1
Manumaleuna	1	2	2.0	2	0
Holt	1	2	2.0	2	0
Hedgecock	1	0	0.0	0	0
Wilkins	1	-4	-4.0	-4	0
Rams	380	1535	4.0	51	13
Opponents	459	2178	4.7	73t	22

Receiving	No.	Yds.	Avg.	LG	TD
Holt	102	1331	13.0	44	9
Curtis	60	801	13.4	83t	6
McDonald	46	523	11.4	31	0
M. Faulk	44	291	6.6	18	1
S. Jackson	43	320	7.4	27	2
Bruce	36	525	14.6	46t	3
Looker	23	237	10.3	23	0
Manumaleuna	13	129	9.9	33	1
Hedgecock	9	69	7.7	15	0
Cleeland	5	17	3.4	9t	1
Harris	4	34	8.5	17	0
Williams	3	21	7.0	12	0
Robinson	1	28	28.0	28	0
Thompson	1	13	13.0	13	0
Cason	1	11	11.0	11	0
Bulger	1	1	1.0	1	0
Rams	392	4351	11.1	83t	23
Opponents	314	3619	11.5	52	26

Interceptions	No.	Yds.	Avg.	LG	TD
Furrey	4	143	35.8	67t	1
Tinoisamoa	2	35	17.5	20	0
Groce	2	0	0.0	0	0
Archuleta	1	85	85.0	85t	1
Atogwe	1	42	42.0	42	0
Hawthorne	1	24	24.0	24	0
Ivy	1	19	19.0	19	0
Coakley	1	16	16.0	16	0
Rams	13	364	28.0	85t	2
Opponents	24	268	11.2	37	0

Punting	No.	Yds.	Avg.	TB	In20	LG	Blk.
Barker	50	2137	42.7	4	13	63	0
Hodges	22	836	38.0	1	3	55	0
Wilkins	1	35	35.0	1	0	35	0
Rams	73	3008	41.2	6	16	63	0
Opponents	67	2722	40.0	5	18	55	1

Punt Returns	No.	FC	Yds.	Avg.	LG	TD
Looker	8	2	69	8.6	17	0
McDonald	8	6	33	4.1	14	0
Allen	7	6	38	5.4	12	0
Furrey	4	2	28	7.0	13	0
Fair	3	6	7	2.3	8	0
Atogwe	0	1	0	0	0	0
Rams	30	23	175	5.8	17	0
Opponents	39	14	410	10.5	75t	1

Kickoff Returns	No.	Yds.	Avg.	LG	TD
Johnson	38	857	22.6	99t	1
Allen	23	472	20.5	32	0
Fair	10	182	18.2	35	0
Cason	2	48	24.0	29	0
Harris	1	21	21.0	21	0
Rams	74	1580	21.4	99t	1
Opponents	70	1781	25.4	90	0

Field Goals	1-19	20-29	30-39	40-49	50+	T
Wilkins	0-0	6-7	8-8	9-11	4-5	27-31
Rams	0-0	6-7	8-8	9-11	4-5	27-31
Opponents	0-0	7-7	13-13	4-11	2-2	26-33

Wilkins
(30G, 41G, 33G, 41G)(29G)(46G)(37G, 48M)(40G)(29G, 49G)(48M)(41G)(31G, 36G, 39G)(47G, 32G)(37G, 47G)(51G, 23G)(26G, 53G, 28G)(50G, 51G)(49G, 27M, 53M, 20G)
Opponents
(29G, 26G, 48G, 35G)(41G, 39G)(38G, 32G, 23G)(34G, 44G, 28G)(48M, 22G)(45B, 22G)(49M, 44 M)(31G)(32G, 33G, 51G)(39G, 46M, 35G)(45M, 38G)(37G, 44G)(31G)(56G)(22G, 47M)

COACH: MIKE MARTZ

2004 (8-8) 2ND, NFC WEST



DATE	W/L	Score	Opponent	Attend.
9/12	W	17-10	ARIZONA	(65,538)
9/19	L	17-34	@ Atlanta	(70,882)
9/26	L	25-28	NEW ORLEANS, OT	(65,856)
10/3	W	24-14	@ San Francisco	(66,696)
10/10	W	33-27	@ Seattle	(66,940)
10/18	W	28-21	TAMPA BAY	(66,040)
10/24	L	14-31	@ Miami	(72,945)
11/7	L	22-40	NEW ENGLAND	(66,107)
11/14	W	23-12	SEATTLE	(66,044)
11/21	L	17-37	@ Buffalo	(72,393)
11/29	L	17-45	@ Green Bay	(70,385)
12/5	W	16-6	SAN FRANCISCO	(65,793)
12/12	L	7-20	@ Carolina	(73,306)
12/19	L	7-31	@ Arizona	(40,070)
12/27	W	20-7	PHILADELPHIA	(66,129)
1/2	W	32-29	NEW YORK JETS, OT	(65,877)
1/8	W	27-20	@ Seattle	(65,397)
1/15	L	17-47	@ Atlanta	(70,709)

	RAMS	OPP.
First Downs	321	311
Rushing	96	118
Passing	203	172
Penalty	22	21
3rd Down Eff.	89-211-42.2%	76-209-36.4%
4th Down Eff.	13-19-68.4%	12-17-70.6%
Time of Poss. Avg.	31:05	28:55
Total Net Yards	5877	5353
Avg./Game	367.3	334.6
Total Plays	1011	1006
Avg./Play	5.8	5.3
Net Yards Rushing	1624	2179
Avg./Game	101.5	136.2
Total Rushes	381	480
Net Yards Passing	4253	3174
Avg./Game	265.8	198.4
Sacked/Yards Lost	50/362	34/241
Gross Yards	4615	3415
Att.-Comp.-Int.	580-372-22	492-292-6
Completion Pct.	64.1	59.3
Punts/Average	68/41.9	71/42.5
Net Avg.	68/34.0	71/37.6
Penalties/Yards	127/993	109/827
Fumbles/Ball Lost	27/17	18/9
Touchdowns	37	43
Rushing	11	13
Passing	23	24
Returns	3	6

Score by Periods	1	2	3	4	OT	T
Rams	69	115	40	86	9	- 319
Opponents	78	127	90	94	3	- 392

Scoring	TD	Ru	Pa	Rt	PAT	FG	S	Pts
Wilkins	0	0	0	0	32-32	19-24	0	89
Holt	10	0	10	0	0-0	0-0	0	60
Bruce	6	0	6	0	0-0	0-0	0	36
M. Faulk	4	3	1	0	0-0	0-0	2	28
S. Jackson	4	4	0	0	0-0	0-0	1	26
M. cDonald	3	0	3	0	0-0	0-0	0	18
Bulger	3	3	0	0	0-0	0-0	0	18
Curtis	2	0	2	0	0-0	0-0	1	14
Little	2	0	0	2	0-0	0-0	0	12
Goodspeed	1	1	0	0	0-0	0-0	0	6
Manumaleuna	1	0	1	0	0-0	0-0	0	6
Archuleta	1	0	0	1	0-0	0-0	0	6
Rams	37	11	23	3	32-32	19-24	4	319
Opponents	43	13	24	6	39-39	31-36	1	392

Two Point Conversions: Rams 4-4, Opp. 1-4

Sacks - Fisher 8.5, Little 7.0, Lewis 5.0, T. Jackson 4.0, Archuleta 2.0, Pickett 2.0, Polley 2.0, Tinoisamoa 1.5, Hargrove 1.0, Flowers 1.0, RAMS: 34.0, Opponents: 50.0

Usual Starters

WR Holt (16)	LE Little (16)
LT Pace (16)	NT Pickett (16)
LG Nütten (6)	DT Lewis (10)
C McCollum (16)	RE B. Fisher (14)
RG Timmerman (16)	WLB Tinoisamoa (16)
RT G. Williams (11)	MLB Thomas (11)
TE Manumaleuna (16)	SLB Polley (13)
WR Bruce (16)	LCB Butler (16)
QB Bulger (14)	RCB T. Fisher (10)
FB Goodspeed (5)	SS Archuleta (14)
RB M. Faulk (14)	FS A. Williams (9)

Passing	Att.	Comp.	Yds.	Pct.	Yds./Att.	TD	TD%	Int.	Int%	LG	Sack/Lost	Rating
Bulger	485	321	3964	66.2%	8.2	21	4.3%	14	2.9%	56	41-302	93.7
Chandler	62	35	463	56.5%	7.5	2	3.2%	8	12.9%	75t	7-54	51.4
Martin	30	16	188	53.3%	6.3	0	0.0%	0	0.0%	26	2-6	72.7
Bruce	2	0	0	0.0%	0.0	0	0.0%	0	0.0%	0	0-0	39.6
Wilkins	1	0	0	0.0%	0.0	0	0.0%	0	0.0%	0	0-0	39.6
Rams	580	372	4615	64.1%	8.0	23	4.0%	22	3.8%	75t	50-362	86.1
Opponents	492	292	3415	59.3%	6.9	24	4.9%	6	1.2%	71t	34-241	91.6

Rushing	No.	Yds.	Avg.	LG	TD
M. Faulk	195	774	4.0	40	3
S. Jackson	134	673	5.0	48	4
Bulger	19	89	4.7	19t	3
Harris	20	63	3.2	14	0
Curtis	3	24	8.0	15	0
Goodspeed	3	6	2.0	2t	1
Chandler	1	2	2.0	2	0
McDonald	4	0	0.0	7	0
Cleeland	1	-2	-2.0	-2	0
Wilkins	1	-5	-5.0	-5	0
Rams	381	1624	4.3	48	11
Opponents	480	2179	4.5	42t	13

Receiving	No.	Yds.	Avg.	LG	TD
Holt	94	1372	14.6	75t	10
Bruce	89	1292	14.5	56	6
M. Faulk	50	310	6.2	25	1
McDonald	37	494	13.4	52t	3
Curtis	32	421	13.2	41t	2
S. Jackson	19	189	9.9	28	0
Manumaleuna	15	174	11.6	48	1
Looker	13	183	14.1	29	0
Goodspeed	11	71	6.5	13	0
Cleeland	7	57	8.1	15	0
Harris	4	44	11.0	21	0
Furrey	1	8	8.0	8	0
Rams	372	4615	12.4	75t	23
Opponents	292	3415	11.7	71t	24

Interceptions	No.	Yds.	Avg.	LG	TD
Butler	5	15	3.0	10	0
T. Fisher	1	30	30.0	30	0
Rams	6	45	7.5	30	0
Opponents	22	191	8.7	38t	1

Punting	No.	Yds.	Avg.	TB	In20	LG	Blk.
Landeta	40	1733	43.3	3	9	63	0
Stemke	28	1115	39.8	3	12	56	0
Rams	68	2848	41.9	6	21	63	0
Opponents	71	3014	42.5	10	17	65	0

Punt Returns	No.	FC	Yds.	Avg.	LG	TD
McDonald	30	18	143	4.8	39	0
Rams	30	18	143	4.8	39	0
Opponents	35	17	416	11.9	86t	1

Kickoff Returns	No.	Yds.	Avg.	LG	TD
Harris	47	951	20.2	29	0
Cason	14	310	22.1	31	0
Furrey	8	157	19.6	23	0
S. Jackson	4	79	19.8	23	0
Anderson	4	71	17.8	25	0
Manumaleuna	2	13	6.5	13	0
Groce	1	15	15.0	15	0
Goodspeed	1	9	9.0	9	0
Flowers	1	0	0.0	0	0
M. Faulk	1	0	0.0	0	0
Coady	1	-1	-1.0	-1	0
Rams	84	1604	19.1	31	0
Opponents	66	1680	25.5	94t	1

Field Goals	1-19	20-29	30-39	40-49	50+	T
Wilkins	0/0	7/7	5/6	3/6	4/5	19/24
Rams	0/0	7/7	5/6	3/6	4/5	19/24
Opponents	0/0	8/8	11/12	9/11	3/5	31/36

Wilkins

(50G, 28G, 22G)(46G)(53G)(20G, 33N)(39G, 36G)(56N, 44N)() () (36G, 47G, 23G) (41G)(42N, 34G)(29G, 52G, 52G) () () (44N, 28G, 29G)(31G)

Opponents

(22G)(35G, 25G)(52G, 53G, 39G, 51N, 38G, 31G)() () (48G, 43N, 34G)(35N, 48N) (43G)(43G, 31G, 45G, 36G)(28G, 30G, 45G, 41G)(21G, 35G, 33G)(27G)(51G, 40G)(27G, 20G)(48G) () (47G, 33G, 27G, 53N)

COACH: MIKE MARTZ

2003 (12-4) 1st, NFC WEST



DATE	W/L	Score	Opponent	Attend.
9/7	L	13-23	@ New York Giants	(78,666)
9/14	W	27-24	SAN FRANCISCO, OT	(65,990)
9/21	L	23-24	@ Seattle	(65,841)
9/28	W	37-13	ARIZONA	(65,758)
10/13	W	36-0	ATLANTA	(66,075)
10/19	W	34-24	GREEN BAY	(66,201)
10/26	W	33-21	@ Pittsburgh	(62,655)
11/2	L	10-30	@ San Francisco	(67,812)
11/9	W	33-22	BALTIMORE	(66,085)
11/16	W	23-21	@ Chicago	(61,820)
11/23	W	30-27	@ Arizona, OT	(42,089)
11/30	W	48-17	MINNESOTA	(66,134)
12/8	W	26-20	@ Cleveland	(73,108)
12/14	W	27-22	SEATTLE	(66,152)
12/21	W	27-10	CINCINNATI	(66,061)
12/28	L	20-30	@ Detroit	(61,006)
1/10	L	23-29	CAROLINA, 2OT	(66,165)

	RAMS	OPP.
First Downs	335	272
Rushing	97	92
Passing	211	164
Penalty	27	16
3rd Down Eff.	92-216-42.6%	75-209-35.9%
4th Down Eff.	7-15-46.7%	9-21-42.9%
Time of Poss. Avg.	31:53	28:07
Total Net Yards	5457	5052
Avg./Game	341.1	315.8
Total Plays	1054	964
Avg./Play	5.2	5.2
Net Yards Rushing	1496	1980
Avg./Game	93.5	123.8
Total Rushes	411	412
Net Yards Passing	3961	3072
Avg./Game	247.6	192.0
Sacked/Yds. Lost	43-326	42-291
Gross Yards	4287	3363
Att-Comp-Int	600-377-23	510-296-24
Comp. %	62.8	58.0
Punts/Avg.	59-42.8	74-41.1
Net Avg.	32.9	34.6
Penalties/Yards	92-667	114-882
Fumbles/ Ball Lost	33-16	31-22
Touchdowns	47	39
Rushing	19	9
Passing	23	23
Returns	5	7

Score by Periods	1	2	3	4	OT	T
Rams	123	120	76	122	6	- 447
Opponents	67	117	82	62	0	- 328

Scoring	TD	Ru	Pa	Rt	PAT	FG	S	Pts
Wilkins	0	0	0	0	46-46	39-42	0	163
Holt	12	0	12	0			0	72
Faulk	11	10	1	0			0	66
Bruce	5	0	5	0			0	30
Bulger	4	4	0	0			0	24
Harris	4	4	0	0			0	24
Looker	3	0	3	0			0	18
T. Fisher	2	0	0	2				12
Manumaleuna	2	0	2	0				12
A. Williams	2	0	0	2			0	12
Archuleta	1	0	0	1			0	6
Gordon	1	1	0	0			0	6
Wistrom	0	0	0	0			1	2
Rams	47	19	23	5	46-46	39-42	1	447
Opponents	39	9	23	7	35-36	19-24	1	328

Two Point Conversions: Rams 0-1, Opp. 0-3

Sacks - Little 12.5-88.5, Wistrom 7.5-38.0, Jackson 5.5-35.0, Archuleta 5.0-36.0, Thomas 2.0-20.0, Tinoisamoa 2.0-17.0, Young 2.0-15.5, B. Fisher 2.0-9.0, A. Williams 1.0-6.0, Pickett 1.0-6.0, Duncan 1.0-5.0, Lewis 0.5-6.0; TEAM 42.0-291.0, Opp. 43.0-326.0

Usual Starters

WR Holt (15)	LE Little (12)
LT Pace (16)	NT Pickett (13)
LG McCollum (16)	DT Young (9)
C Wohlabough (16)	RE Wistrom (16)
RG Timmerman (16)	WLB Tinoisamoa (14)
RT Turley (16)	MLB Thomas (8)
TE Manumaleuna (15)	SLB Polley (13)
WR Bruce (15)	LCB Butler (15)
QB Bulger (15)	RCB T.Fisher (15)
FB Goodspeed (4)	SS Archuleta (13)
RB Faulk (11)	FS A. Williams (15)

Passing	Att.	Comp.	Yds.	Pct.	Yds./Att.	TD	TD%	Int.	Int%	LG	Sack/Lost	Rating
Bulger	532	336	3845	63.2	7.23	22	4.1	22	4.1	48	37-288	81.4
Warner	65	38	365	58.5	5.62	1	1.5	1	1.5	37t	6-38	72.9
Bruce	2	2	66	100.0	33.00	0	0.0	0	0.0	41	0-0	118.8
Looker	1	1	11	100.0	11.00	0	0.0	0	0.0	11	0-0	112.5
Rams	600	377	4287	62.8	7.15	23	3.8	23	3.8	48	43-326	81.0
Opponents	510	296	3363	58.0	6.59	23	4.5	24	4.7	77	42-291	73.3

Rushing	No.	Yds.	Avg.	LG	TD
Faulk	209	818	3.9	52	10
Gordon	71	298	4.2	20	1
Harris	85	255	3.0	18	4
Bulger	29	75	2.6	28	4
Bruce	2	17	8.5	14	0
Manumaleuna	4	15	3.8	8	0
McDonald	2	7	3.5	5	0
Wilkins	1	7	7.0	7	0
Furrey	3	5	1.7	2	0
Holt	1	5	5.0	5	0
Warner	1	0	0.0	0	0
Massey	1	-1	-1.0	-1	0
Cleeland	2	-5	-2.5	0	0
Rams	411	1496	3.6	52	19
Opponents	412	1980	4.8	76t	9

Receiving	No.	Yds.	Avg.	LG	TD
Holt	117	1696	14.5	48	12
Bruce	69	981	14.2	41	5
Looker	47	495	10.5	41	3
Faulk	45	290	6.4	30	1
Manumaleuna	29	238	8.2	39	2
Furrey	20	189	9.5	24	0
Harris	15	102	6.8	26	0
Cleeland	10	145	14.5	29	0
McDonald	10	62	6.2	13	0
Gordon	8	59	7.4	21	0
Curtis	4	13	3.3	8	0
St. Clair	1	18	18.0	18	0
Nead	1	6	6.0	6	0
Timmerman	1	-7	-7.0	-7	0
Goodspeed	0	0	----	0	0
Rams	377	4287	11.4	48	23
Opponents	296	3363	11.4	77	23

Interceptions	No.	Yds.	Avg.	LG	TD
T. Fisher	4	205	51.3	74t	2
A. Williams	4	82	20.5	46t	1
Butler	4	72	18.0	45	0
Polley	4	32	8.0	22	0
Tinoisamoa	3	46	15.3	29	0
Little	1	28	28.0	28	0
Archuleta	1	22	22.0	22	0
Jackson	1	11	11.0	11	0
Groce	1	7	7.0	7	0
Duncan	1	0	0.0	0	0
Rams	24	505	21.0	74t	3
Opponents	23	300	13.0	70t	1

Punting	No.	Yds.	Avg.	TB	In20	LG	Blk.
Landeta	59	2525	42.8	5	14	57	0
Rams	59	2525	42.8	5	14	57	0
Opponents	74	3061	41.4	8	19	61	2

Punt Returns	No.	FC	Yds.	Avg.	LG	TD
Groce	19	3	135	7.1	19	0
Furrey	11	7	119	10.8	28	0
Harris	7	0	36	5.1	13	0
Looker	2	1	47	23.5	44	0
Rams	39	11	337	8.6	44	0
Opponents	32	12	484	15.1	84t	2

Kickoff Returns	No.	Yds.	Avg.	LG	TD
Harris	51	1175	23.0	42	0
Furrey	7	140	20.0	27	0
Reynolds	6	109	18.2	25	0
Nead	2	27	13.5	20	0
Coady	1	0	0.0	0	0
Goodspeed	1	1	1.0	1	0
Groce	1	33	33.0	25	0
St. Clair	1	3	3.0	3	0
Cleeland	0	0	----	----	0
Rams	70	1488	21.3	42	0
Opponents	83	1985	23.9	100t	2

Field Goals	1-19	20-29	30-39	40-49	50+	T
Wilkins	0-0	16-16	11-13	8-9	4-4	39-42
Rams	0-0	16-16	11-13	8-9	4-4	39-42
Opponents	0-0	5-5	7-9	6-7	1-3	19-24

Wilkins
(39G,28G)(29G, 28G)(28G, 33G, 33G) (24G, 53G, 31G, 39N)(28G, 38G)(39G, 43G)(47N, 20G, 22G)(39G)(49G, 46G, 48G, 27G)(41G, 44G, 31G)(29G, 24G, 49G)(28G, 51G)(28G, 26G, 29G, 37G, 39N)(33G, 46G)(26G, 50G)(51G, 36G)
Opponents
(24G,47G,44G)(35G, 43N)(36G, 35N)() (60B)(33G)() (44G, 53N)(41G, 25G, 41G) (34N)(22G, 27G)(28G)() (31G, 38G)(48G)(39G, 38G, 50G)

COACH: MIKE MARTZ

2002 (7-9) 2ND, NFC WEST



DATE	W/L	Score	Opponent	Attend.
9/8	L	16-23	@ Denver	(75,710)
9/15	L	21-26	NEW YORK GIANTS	(65,932)
9/23	L	14-26	@ Tampa Bay	(65,652)
9/29	L	10-13	DALLAS	(66,165)
10/6	L	13-37	@ San Francisco	(67,853)
10/13	W	28-13	OAKLAND	(66,070)
10/20	W	37-20	SEATTLE	(65,931)
11/3	W	27-14	@ Arizona	(47,819)
11/10	W	28-24	SAN DIEGO	(66,093)
11/18	W	21-16	CHICAGO	(66,250)
11/24	L	17-20	@ Washington	(79,823)
12/1	L	3-10	@ Philadelphia	(65,552)
12/8	L	10-49	@ Kansas City	(78,601)
12/15	W	30-28	ARIZONA	(65,939)
12/22	L	10-30	@ Seattle	(63,953)
12/30	W	31-20	SAN FRANCISCO	(66,118)

	RAMS	OPP.
First Downs	315	282
Rushing	76	105
Passing	219	148
Penalty	20	29
3rd Down Eff.	81-206-39.3%	71-197-36.0%
4th Down Eff.	6-10-60.0%	5-13-38.5%
Time of Poss. Avg.	30:38	29:22
Total Net Yards	5559	5025
Avg./Game	347.4	314.1
Total Plays	1024	944
Avg./Play	5.4	5.3
Net Yards Rushing	1405	1816
Avg./Game	87.8	113.5
Total Rushes	343	445
Net Yards Passing	4154	3209
Avg./Game	259.6	200.6
Sacked/Yds. Lost	46-326	38-240
Gross Yards	4480	3449
Att-Comp-Int	635-408-27	461-292-12
Comp. %	64.3	63.3
Punts/Avg.	72-41.9	70-41.0
Net Avg.	32.7	33.3
Penalties/Yards	120-919	99-755
Fumbles/ Ball Lost	29-18	32-14
Touchdowns	37	42
Rushing	11	15
Passing	24	15
Returns	2	12

Score by Periods	1	2	3	4	T
Rams	65	80	47	124	- 316
Opponents	64	152	57	96	- 369

Scoring	TD	Ru	Pa	Rt	PAT	FG	S	Pts
Wilkins	0	0	0	0	37-37	19-25	0	94
Faulk	10	8	2	0	0-0	0-0	0	60
Bruce	7	0	7	0	0-0	0-0	0	42
Holt	4	0	4	0	0-0	0-0	0	24
Proehl	4	0	4	0	0-0	0-0	0	24
Conwell	3	1	2	0	0-0	0-0	0	18
Gordon	3	1	2	0	0-0	0-0	0	18
Bly	2	0	0	2	0-0	0-0	0	12
Edwards	2	0	2	0	0-0	0-0	0	12
Bulger	1	1	0	0	0-0	0-0	0	6
Manumaleuna	1	0	1	0	0-0	0-0	0	6
Rams	37	11	24	2	37-37	19-25	0	316
Opponents	42	15	15	12	39-39	26-30	0	369

Two Point Conversions: Rams 0-0, Opp. 0-3

Sacks - Little 12.0-79.0, Wistrom 4.5-30.0, Zgonina 4.0-29.0, Lewis 4.0-29.0, Jackson 3.5-26.0, Whitley 3.0-19.0, Archuleta 2.5-15.5, Young 2.0-8.0, Bly 1.0-10.0, Team 1.0-3.0, Pickett 0.5-0.5; TEAM 38.0-240.0; Opp. 46.0-326.0

Usual Starters

WR Holt (12)	LE Little (15)
LT Pace (10)	LDT Young (14)
LG Nütten (11)	RDT Zgonina (16)
C McCollum (16)	RE Wistrom (14)
RG Timmerman (13)	LLB Thomas (7)
RT St. Clair (13)	MLB Duncan (12)
TE Conwell (11)	RLB Polley (10)
WR Bruce (16)	CB T. Fisher (9)
QB Bulger (7)	CB Bly (16)
FB Hodgins (8)	SS Archuleta (16)
RB Faulk (10)	FS Herring (16)

Rushing	No.	Yds.	Avg.	LG	TD
Faulk	212	953	4.5	71t	8
Gordon	65	228	3.5	29	1
T. Wilkins	6	56	9.3	18	0
Canidate	17	48	2.8	22	0
Warner	8	33	4.1	9	0
Conwell	6	30	5.0	15	1
Edwards	3	21	7.0	27	0
Bruce	3	18	6.0	13	0
Holt	2	18	9.0	14	0
Hodgins	3	7	2.3	5	0
Martin	5	6	1.2	5	0
Hetherington	1	0	0.0	0	0
Proehl	0	0	---	---	0
Bulger	12	-13	-1.1	1t	1
Rams	343	1405	4.1	44	11
Opponents	445	1816	4.1	40	15

Receiving	No.	Yds.	Avg.	LG	TD
Holt	91	1302	14.3	58	4
Faulk	80	537	6.7	40	2
Bruce	79	1075	13.6	34t	7
Proehl	43	466	10.8	33	4
Conwell	34	419	12.3	52	2
Gordon	30	278	9.3	25	2
Edwards	18	157	8.7	48	2
Hodgins	9	47	5.2	11	0
Manumaleuna	8	106	13.3	27	1
T. Wilkins	5	31	6.2	14	0
Murphy	5	23	4.6	8	0
Canidate	4	31	7.8	13	0
Bulger	1	3	3.0	3	0
Hetherington	1	2	2.0	2	0
Timmerman	0	3	---	3	0
Rams	408	4480	11.0	58	24
Opponents	292	3449	11.8	83	15

Interceptions	No.	Yds.	Avg.	LG	TD
Herring	3	38	12.7	36	0
Bly	2	0	0.0	0	0
T. Fisher	2	0	0.0	0	0
Davis	1	29	29.0	29	0
A. Williams	1	3	3.0	3	0
Archuleta	1	2	2.0	2	0
Wistrom	1	2	2.0	2	0
McCleon	1	0	0.0	0	0
Rams	12	74	6.2	36	0
Opponents	27	492	18.2	60	5

Punting	No.	Yds.	Avg.	TB	In20	LG	Blk.
Berger	72	3020	41.9	10	26	64	0
Rams	72	3020	41.9	10	26	64	0
Opponents	70	2868	41.0	8	19	63	0

Punt Returns	No.	FC	Yds.	Avg.	LG	TD
T. Wilkins	25	13	242	9.7	55	0
Bly	8	3	138	17.3	78t	1
Rams	33	16	380	11.5	78t	1
Opponents	34	10	463	13.6	86t	1

Kickoff Returns	No.	Yds.	Avg.	LG	TD
T. Wilkins	47	1074	22.9	42	0
Edwards	10	211	21.1	32	0
Canidate	7	197	28.1	53	0
Gordon	6	104	17.3	30	0
Manumaleuna	3	30	10.0	15	0
Bly	1	5	5.0	5	0
Murphy	1	21	21.0	21	0
Rams	75	1642	21.9	53	0
Opponents	57	1354	23.8	97t	2

Field Goals	1-19	20-29	30-39	40-49	50+	T
Wilkins	0-0	5-5	8-10	6-9	0-1	19-25
Rams	0-0	5-5	8-10	6-9	0-1	19-25
Opponents	1-1	4-4	13-15	7-9	1-1	26-30

Wilkins (41G,43G,39N,39G)(35N)(27G,49N)(38G,37G)(31G,45G,47G)(47N,24G,42G)(30G)(55N,22G)(36G,42N)(26G,37G,26G)(45G)(39G)
Opponents (41G,34G,32G)(20G,32G,34G,25G)(39G,47G)(35G,48G)(33G,21G,32G)(43G,32G,35N)(48N)(41G)(37G,48G,50G)(40N,34N)(31G)(31G,36G,22G)(19G,44G)

Passing	Att.	Comp.	Yds.	Pct.	Yds./Att.	TD	TD%	Int.	Int%	LG	Sack/Lost	Rating
Warner	220	144	1431	65.5	6.50	3	1.4	11	5.0	43	21-130	67.4
Bulger	214	138	1826	64.5	8.53	14	6.5	6	2.8	58	12-102	101.5
Martin	195	124	1216	63.6	6.24	7	3.6	10	5.1	33	10-77	71.7
Covington	5	2	7	40.0	1.40	0	0.0	0	0.0	4	2-16	47.9
Proehl	1	0	0	0.0	0.00	0	0.0	0	0.0	0	1-1	39.6
Rams	635	408	4480	64.3	7.06	24	3.8	27	4.3	58	46-326	79.9
Opponents	461	292	3449	63.3	7.48	15	3.3	12	2.6	83	38-240	86.0

COACH: MIKE MARTZ

2001 (14-2) 1ST, NFC WEST



DATE	W/L	Score	Opponent	Attend.
9/9	W	20-17	@ Philadelphia, OT	(66,243)
9/23	W	30-26	@ San Francisco	(67,536)
9/30	W	42-10	MIAMI	(66,046)
10/8	W	35-0	@ Detroit	(77,765)
10/14	W	15-14	NEW YORK GIANTS	(65,992)
10/21	W	34-14	@ New York Jets	(78,766)
10/28	L	31-34	NEW ORLEANS	(66,189)
11/11	W	48-14	CAROLINA	(66,069)
11/18	W	24-17	@ New England	(60,292)
11/26	L	17-24	TAMPA BAY	(66,198)
12/2	W	35-6	@ Atlanta	(60,787)
12/9	W	27-14	SAN FRANCISCO	(66,218)
12/17	W	34-21	@ New Orleans	(70,332)
12/23	W	38-32	@ Carolina	(72,438)
12/30	W	42-17	INDIANAPOLIS	(66,084)
1/6	W	31-13	ATLANTA	(66,033)
1/20*	W	45-17	GREEN BAY	(66,338)
1/27**	W	29-24	PHILADELPHIA	(66,502)
2/3***	L	17-20	vs. New England (SB XXXVI)	(72,922)

	RAMS	OPP.
First Downs	357	256
Rushing	104	77
Passing	236	153
Penalty	17	26
3rd Down Eff.	96-192-50.0%	69-209-33.0%
4th Down Eff.	8-11-72.7%	11-23-47.8%
Time of Poss. Avg.	31:45	28:15
Total Net Yards	6690	4471
Avg./Game	418.1	279.4
Total Plays	1007	952
Avg./Play	6.6	4.7
Net Yards Rushing	2027	1374
Avg./Game	126.7	85.9
Total Rushes	416	366
Net Yards Passing	4663	3097
Avg./Game	291.4	193.6
Sacked/Yds. Lost	40-240	45-251
Gross Yards	4903	3348
Att-Comp-Int	551-379-22	541-314-21
Comp. %	68.8	58.0
Punts/Avg.	43-42.1	79-42.0
Net Avg.	34.9	34.9
Penalties/Yards	107-847	100-830
Fumbles/ Ball Lost	38-22	21-13
Touchdowns	62	31
Rushing	20	11
Passing	37	16
Returns	5	5

Score by Periods	1	2	3	4	OT	T
Rams	140	165	103	92	3	- 503
Opponents	51	85	66	71	0	- 273

Scoring	TD	Ru	Pa	Rt	PAT	FG	S	Pts
Faulk	21	12	9	0	0-0	0-0	0	128
Wilkins	0	0	0	0	58-58	23-29	0	127
Holt	7	0	7	0	0-0	0-0	0	42
Bruce	6	0	6	0	0-0	0-0	0	36
Canidate	6	6	0	0	0-0	0-0	0	36
Proehl	5	0	5	0	0-0	0-0	0	32
Conwell	5	1	4	0	0-0	0-0	0	30
Hakim	3	0	3	0	0-0	0-0	0	18
Bly	2	0	0	2	0-0	0-0	0	12
A. Williams	2	0	0	2	0-0	0-0	0	12
Hodgins	1	0	1	0	0-0	0-0	0	6
Holcombe	1	1	0	0	0-0	0-0	0	6
Manumaleuna	1	0	1	0	0-0	0-0	0	6
McCleon	1	0	0	1	0-0	0-0	0	6
Robinson	1	0	1	0	0-0	0-0	0	6
Rams	62	20	37	5	58-58	23-29	0	503
Opponents	31	11	16	4	27-27	20-26	0	273

Two Point Conversions: Faulk, Proehl. Rams 2-4, Opp. 0-4

Sacks - Little 14.5-88.5, Wistrom 9.0-35.5, Young 6.5-34, Fletcher 4.5-33, T. Jackson 3.0-25, Ahanotu 2.0-11, Archuleta 2.0-10, Moran 2.0-10, Coady 1.0-4, Pickett 0.5-0. TEAM 45.0-251; Opp. 40.0-240

Usual Starters

WR	Holt (14)	LE	Ahanotu(16)
LT	Pace (16)	LDT	Young (16)
LG	Nütten (14)	RDT	Zgonina (13)
C	McCollum (16)	RE	Wistrom (15)
RG	Timmerman (16)	LLB	D. Davis (8)
RT	Tucker (15)		Polley (7)
TE	Conwell (13)	MLB	Fletcher (16)
WR	Bruce (16)	RLB	Fields (12)
QB	Warner (16)	CB	A. Williams(16)
FB	Hodgins (10)	CB	McCleon (13)
RB	Faulk (14)	SS	Archuleta (12)
		FS	Herring (13)

Passing	Att.	Comp.	Yds.	Pct.	Yds./Att.	TD	TD%	Int.	Int%	LG	Sack/Lost	Rating
Warner	546	375	4830	68.7	8.85	36	6.6	22	4.0	65t	38-233	101.4
Martin	3	3	44	100.0	7.33	0	0.0	0	0.0	10	2-7	97.2
Faulk	1	0	0	0.0	0.00	0	0.0	0	0.0	0	0-0	39.6
Hakim	1	1	51	100.0	51.0	1	100.0	0	0.0	51t	0-0	158.3
Rams	551	379	4903	68.8	8.90	37	6.7	22	4.0	65t	40-240	102.2
Opponents	541	314	3348	58.0	6.19	16	3.0	21	3.9	49t	45-251	69.9

Rushing	No.	Yds.	Avg.	LG	TD
Faulk	260	1382	5.3	71t	12
Canidate	78	441	5.7	45	6
Warner	28	60	2.1	23	0
Hakim	11	50	4.5	12	0
Holcombe	13	42	3.2	11	1
Conwell	7	28	4.0	13	1
Bruce	4	23	5.8	10	0
Hodgins	2	5	2.5	5	0
Proehl	1	5	5.0	5	0
Baker	1	0	0.0	0	0
Holt	2	0	0.0	2	0
Watson	1	0	0.0	0	0
Martin	8	-9	-1.1	-1	0
Rams	416	2027	4.9	71t	20
Opponents	366	1374	3.8	30	11

Receiving	No.	Yds.	Avg.	LG	TD
Faulk	83	765	9.2	65t	9
Holt	81	1363	16.8	51	7
Bruce	64	1106	17.3	51t	6
Proehl	40	563	14.1	37	5
Hakim	39	374	9.6	33	3
Conwell	38	431	11.3	47	4
Canidate	17	154	9.1	29	0
Robinson	11	108	9.8	26	1
Hodgins	4	24	6.0	11t	1
Holcombe	1	14	14.0	14	0
Manumaleuna	1	1	1.0	1t	1
Rams	379	4903	12.9	65t	37
Opponents	314	3348	10.7	49t	16

Interceptions	No.	Yds.	Avg.	LG	TD
Bly	6	150	25.0	93t	2
A. Williams	4	69	17.3	42t	2
McCleon	4	66	16.5	43	0
Fletcher	2	18	9.0	18	0
Wistrom	2	-4	-2.0	0	0
Fields	1	30	30.0	30	0
Young	1	25	25.0	25	0
Herring	1	15	15.0	15	0
Rams	21	369	17.6	93t	4
Opponents	22	307	14.0	52t	1

Punting	No.	Yds.	Avg.	TB	In20	LG	Blk.
Baker	43	1809	42.1	7	9	58	0
Rams	43	1809	42.1	7	9	58	0
Opponents	79	3317	42.0	8	17	64	0

Punt Returns	No.	FC	Yds.	Avg.	LG	TD
Hakim	36	12	330	9.2	32	0
Bly	7	6	71	10.1	32	0
Butler	0	0	-1	---	-1	0
Rams	43	18	400	9.3	32	0
Opponents	17	6	167	9.8	19	0

Kickoff Returns	No.	Yds.	Avg.	LG	TD
Canidate	36	748	20.8	40	0
Murphy	8	174	21.8	29	0
Bly	6	128	21.3	32	0
Cason	4	73	18.3	26	0
Archuleta	1	0	0.0	0	0
Rams	55	1123	20.4	40	0
Opponents	86	2194	25.5	99t	2

Field Goals	1-19	20-29	30-39	40-49	50+	T
Wilkins	0-0	11-11	5-5	6-12	1-1	23-29
Rams	0-0	11-11	5-5	6-12	1-1	23-29
Opponents	0-0	6-7	6-6	6-8	2-5	20-26

Wilkins (20G,26G)(44G,40G,25G)(1)(28G,33G,25G)(47G,24G)(40N,54G)(25G,35G)(42N,35G)(44G,42G,24G)(45N)(22G,39G)(43G,27G)(45N,33G,45N)(1)(24G,42N)

Opponents (50G)(52G,33G)(26G)(1)(51N)(1)(33G,44G,44G,23G,27G)(53N)(33G)(25N,36G)(41G,50N,24G,44N)(1)(47N,22G,29G,30G,46G)(48G)(49G,33G)

COACH: MIKE MARTZ

2000 (10-6) 2ND, NFC WEST



DATE	W/L	Score	Opponent	Attend.
9/4	W	41-36	DENVER	(65,956)
9/10	W	37-34	@ Seattle	(64,869)
9/17	W	41-24	SAN FRANCISCO	(65,945)
9/24	W	41-20	@ Atlanta	(58,761)
10/1	W	57-31	SAN DIEGO	(66,010)
10/15	W	45-29	ATLANTA	(66,019)
10/22	L	34-54	@ Kansas City	(79,142)
10/29	W	34-24	@ San Francisco	(73,224)
11/5	L	24-27	CAROLINA	(66,048)
11/12	W	38-24	@ New York Giants	(78,174)
11/20	L	20-33	WASHINGTON	(66,087)
11/26	L	24-31	NEW ORLEANS	(66,064)
12/3	L	3-16	@ Carolina	(73,358)
12/10	W	40-29	MINNESOTA	(66,273)
12/18	L	35-38	@ Tampa Bay	(65,653)
12/24	W	26-21	@ New Orleans	(64,900)
12/30	L	28-31	@ New Orleans	(64,900)

	RAMS	OPP.
First Downs	380	321
Rushing	112	95
Passing	247	195
Penalty	21	31
3rd Down Eff.	86-181-47.5%	74-192-38.5%
4th Down Eff.	8-13-61.5	6-12-50%
Time of Poss. Avg.	30:54	29:06
Total Net Yards	7075	5494
Avg./Game	442.2	343.4
Total Plays	1014	968
Avg./Play	7.0	5.7
Net Yards Rushing	1843	1697
Avg./Game	115.2	106.1
Total Rushes	383	383
Net Yards Passing	5232	3797
Avg./Game	327.0	237.3
Sacked/Yds. Lost	44-260	51-288
Gross Yards	5492	4085
Att-Comp-Int	587-380-23	534-323-19
Comp. %	64.7	60.5
Punts/Avg.	44-39.5	67-42.2
Net Avg.	34.2	33.5
Penalties/Yards	111-942	101-747
Fumbles/ Ball Lost	24-12	19-6
Touchdowns	67	56
Rushing	26	18
Passing	37	32
Returns	4	6

Score by Periods	1	2	3	4	T
Rams	116	147	154	123	- 540
Opponents	94	130	103	144	- 471

Scoring	TD	Ru	Pa	Rt	PAT	FG	S	Pts
Faulk	26	18	8	0	0-0	0-0	0	160
Wilkins	0	0	0	0	38-38	17-17	0	89
Bruce	9	0	9	0	0-0	0-0	0	54
Holt	6	0	6	0	0-0	0-0	0	36
Hakim	5	0	4	1	0-0	0-0	0	30
Holcombe	4	3	1	0	0-0	0-0	0	24
Proehl	4	0	4	0	0-0	0-0	0	24
Watson	4	4	0	0	0-0	0-0	0	24
Hall	0	0	0	0	9-9	4-5	0	21
Stoyanovich	0	0	0	0	11-11	3-5	0	20
R. Williams	3	0	3	0	0-0	0-0	0	20
Horne	3	0	2	1	0-0	0-0	0	18
Bush	1	0	0	1	0-0	0-0	0	6
Green	1	1	0	0	0-0	0-0	0	6
Lyle	1	0	0	1	0-0	0-0	0	6
Fletcher	0	0	0	0	0-0	0-0	0	2
Rams	67	26	37	4	58-58	24-27	0	540
Opponents	56	18	32	6	49-50	26-31	1	471

Two Point Conversions: Faulk (2), Fletcher, R. Williams. Rams 4-9, Opp. 3-6

Sacks - Wistrom 11.0-67, Carter 10.5-53, Fletcher 5.5-26.5, Little 5.0-23.5, Agnew 4.0-12, McCleon 2.0-28, Moran 2.0-14, M. Jones 2.0-9, Zgonina 2.0-5, Farr 1.0-11, Bly 1.0-10, Bush 1.0-9, Hobgood-Chittick 1.0-7, Lyght 1.0-7, Collins 1.0-4, Styles 1.0-2. TEAM: 51-288; Opp. 44-260.

Usual Starters

WR	Holt (15)	LE	Carter (13)
LT	Pace (16)	LDT	Agnew (15)
LG	Nütten (16)	RDT	Zgonina (11)
C	McCollum (16)	RE	Wistrom (16)
RG	Timmerman (15)	LLB	M. Jones (16)
RT	Tucker (16)	MLB	Fletcher (15)
TE	R. Williams (11)	RLB	Collins (11)
WR	Bruce (16)	LC	Lyght (12)
QB	Warner (11)	RC	McCleon (16)
FB	Holcombe (9)	SS	Bush (12)
RB	Faulk (14)	FS	Lyle (16)

Rushing	No.	Yds.	Avg.	LG	TD
Faulk	253	1359	5.4	38	18
Watson	54	249	4.6	49	4
Holcombe	21	70	3.3	11	3
Green	20	69	3.5	18t	1
Conwell	2	23	11.5	17	0
Hakim	5	19	3.8	5	0
Warner	18	17	0.9	11	0
Bruce	1	11	11.0	11	0
Holt	2	7	3.5	7	0
Canidate	3	6	2.0	3	0
Horne	2	6	3.0	9	0
Lyle	1	4	4.0	4	0
Hodgins	1	3	3.0	3	0
Rams	383	1843	4.8	49	26
Opponents	383	1697	4.4	69	18

Receiving	No.	Yds.	Avg.	LG	TD
Bruce	87	1471	16.9	78t	9
Holt	82	1635	19.9	85t	6
Faulk	81	830	10.2	72t	8
Hakim	53	734	13.8	80t	4
Proehl	31	441	14.2	29	4
R. Williams	11	102	9.3	31t	3
Watson	10	56	5.6	15	0
Holcombe	8	90	11.3	19	1
Robinson	5	52	10.4	27	0
Conwell	5	40	8.0	17	0
Horne	4	32	8.0	18t	0
Hodgins	2	5	2.5	6	0
Canidate	1	4	4.0	4	0
Rams	380	5492	14.5	85t	37
Opponents	323	4085	12.6	62t	32

Interceptions	No.	Yds.	Avg.	LG	TD
McCleon	8	28	3.5	23	0
Fletcher	4	33	8.3	12	0
Bly	3	44	14.7	22	0
Lyght	2	21	10.5	21	0
Lyle	1	9	9.0	9	0
Shepherd	1	0	0.0	0	0
Rams	19	135	7.1	23	0
Opponents	23	386	16.8	88t	4

Punting	No.	Yds.	Avg.	TB	In20	LG	Blk.
Baker	43	1736	40.4	5	13	59	1
Rams	44	1736	39.5	5	13	59	1
Opponents	67	2825	42.2	3	18	58	0

Punt Returns	No.	FC	Yds.	Avg.	LG	TD
Hakim	32	17	489	15.3	86t	1
Horne	1	0	1	1.0	1	0
McCleon	1	0	0	0.0	0	0
Bly	0	1	0	0.0	0	0
Lyght	0	0	16	0.0	16	0
Rams	34	18	521	15.3	86t	1
Opponents	17	10	132	7.8	19	0

Kickoff Returns	No.	Yds.	Avg.	LG	TD
Horne	57	1379	24.2	103t	1
Bly	9	163	18.1	36	0
Blevins	6	109	18.2	26	0
Faulk	1	18	18.0	18	0
Fletcher	1	17	17.0	17	0
Moran	1	17	17.0	17	0
Hakim	1	2	2.0	2	0
Proehl	1	2	2.0	2	0
Zgonina	0	0	0.0	0	0
Rams	76	1705	22.4	103t	1
Opponents	82	1888	23.0	96t	1

Field Goals	1-19	20-29	30-39	40-49	50+	
T						
Wilkins	2-2	5-5	6-6	3-3	1-1	17-17
Stoyanovich	0-0	1-1	0-1	2-2	0-1	3-5
Hall	0-0	1-1	1-1	1-2	1-1	4-5
Rams	2-2	7-7	7-8	6-7	2-3	24-27
Opponents	1-1	6-6	12-12	7-11	0-1	26-31

Wilkins () (48G, 48G, 27G) (47G, 25G) (30G, 30G) (51G, 21G, 31G, 33G, 20G) () () () () () (38G) (26G, 19G) () (19G, 39G)
Stoyanovich () () () () () () () (48G, 46G) (28G, 50N, 37N) () () () () ()
Hall () () () () () () () (47N, 50G) (30G, 43G) (28G) () () ()
Opponents (32G, 38G, 36G) (19G, 43G) (21G) (37G, 45G) (37G, 49N) () (34G, 20G, 42N) (53N, 44G, 49N) (35G, 45G, 24G, 46G) (20G) (37G, 47G, 41G, 39G) (30G, 44N) (20G, 3G, 37G) () (35G) ()

Passing	Att.	Comp.	Yds.	Pct.	Yds./Att.	TD	TD%	Int.	Int%	LG	Sack/Lost	Rating
Warner	347	235	3429	67.7	9.88	21	6.1	18	5.2	85t	20-115	98.3
Green	240	145	2063	60.4	8.60	16	6.7	5	2.1	64	24-145	101.8
Rams	587	380	5492	64.7	9.36	37	6.3	23	3.9	85t	44-260	99.7
Opponents	534	323	4085	60.5	7.65	32	6.0	19	3.6	62t	51-288	89.5

COACH: DICK VERMEIL

1999 (13-3) 1ST, NFC WEST



DATE	W/L	Score.....Opponent	Attend.
9/12	W	27-10.....BALTIMORE	(62,100)
9/26	W	35-7.....ATLANTA	(63,253)
10/3	W	38-10.....@ Cincinnati	(45,481)
10/10	W	42-20.....SAN FRANCISCO	(65,872)
10/17	W	41-13.....@ Atlanta	(51,973)
10/24	W	34-3.....CLEVELAND	(65,866)
10/31	L	21-24.....@ Tennessee	(66,415)
11/7	L	27-31.....@ Detroit	(73,224)
11/14	W	35-10.....CAROLINA	(66,965)
11/21	W	23-7.....@ San Francisco	(68,193)
11/28	W	43-12.....NEW ORLEANS	(65,864)
12/5	W	34-21.....@ Carolina	(62,285)
12/12	W	30-14.....@ New Orleans	(46,838)
12/19	W	31-10.....NEW YORK GIANTS	(66,065)
12/26	W	34-12.....CHICAGO	(65,941)
1/2	L	31-38.....@ Philadelphia	(60,700)
1/16	W	49-37.....MINNESOTA	(66,194)
1/23	W	11-6.....TAMPA BAY	(66,496)
1/30	W	23-16.....Tennessee (SB XXXIV)	(72,625)

	RAMS	OPP.
First Downs	335	263
Rushing	102	53
Passing	207	189
Penalty	26	21
3rd Down Eff.	91-194-46.9%	77-228-33.8%
4th Down Eff.	5-8-62.5	12-25-48%
Time of Poss. Avg.	31:50	28:10
Total Net Yards	6412	4698
Avg./Game	400.8	293.6
Total Plays	994	991
Avg./Play	6.5	4.7
Net Yards Rushing	2059	1189
Avg./Game	128.7	74.3
Total Rushes	431	338
Net Yards Passing	4580	3509
Avg./Game	272.1	219.3
Sacked/Yds. Lost	33-227	57-358
Gross Yards	4353	3867
Att-Comp-Int	530-343-15	596-319-29
Comp. %	64.7	53.5
Punts/Avg.	60-41.1	86-42.7
Net Avg.	34.8	36.5
Penalties/Yards	113-889	114-1007
Fumbles/ Ball Lost	30-16	21-7
Touchdowns	66	26
Rushing	13	4
Passing	42	19
Returns	11	3

Score by Periods	1	2	3	4	T
Rams	123	170	106	127	- 526
Opponents	49	85	54	54	- 242

Scoring	TD	Ru	Pa	Rt	PAT	FG	S	Pts
Wilkins	0	0	0	0	64-64	20-28	0	124
Bruce	12	0	12	0	0-0	0-0	0	74
Faulk	12	7	5	0	0-0	0-0	0	74
Hakim	9	0	8	1	0-0	0-0	0	54
Holt	6	0	6	0	0-0	0-0	0	36
R. Williams	6	0	6	0	0-0	0-0	0	36
Holcombe	5	4	1	0	0-0	0-0	0	30
Jones	3	0	0	3	0-0	0-0	0	18
Horne	2	0	0	2	0-0	0-0	0	12
Robinson	2	0	2	0	0-0	0-0	0	12
Wistrom	2	0	0	2	0-0	0-0	0	12
Bly	1	0	0	1	0-0	0-0	0	6
Bush	1	0	0	1	0-0	0-0	0	6
Hodgins	1	1	0	0	0-0	0-0	0	6
Lee	1	0	1	0	0-0	0-0	0	6
Lyght	1	0	0	1	0-0	0-0	0	6
Tucker	1	0	1	0	0-0	0-0	0	6
Warner	1	1	0	0	0-0	0-0	0	6
Fletcher	0	0	0	0	0-0	0-0	1	2
Rams	66	13	42	11	64-64	20-28	1	526
Opponents	26	4	19	3	22-23	20-26	0	242

Two Point Conversions: Bruce, Faulk, Rams 2-2, Opp. 2-3

Sacks - Carter 17.0-106, Farr 8.5-32, Wistrom 6.5-58, Zgonina 4.5-20.5, J. Williams 4.0-20.5, Fletcher 3.0-22, Clemons 3.0-20, Lyght 2.5-20, Agnew 2.5-18, McCleon 1.5-6.5, M. Jones, 1.0-9, Jenkins 1.0-5, Lyle 1.0-5, Hobgood-Chittick, 0.5-2, Allen, 0.5-1.5 TEAM: 57-358; Opp. 33-227.

Usual Starters

WR Holt (15)	LE Carter (16)
LT Pace (16)	LDT Agnew (16)
LG Nütten (14)	RDT Farr (16)
C Gruttadauria (16)	RE Wistrom (16)
RG Timmerman (16)	LLB M. Jones (16)
RT F. Miller (16)	MLB Fletcher (16)
TE R. Williams (15)	RLB Collins (13)
WR Bruce (16)	LC Lyght (16)
QB Warner (16)	RC McCleon (15)
FB Holcombe (7)	SS Jenkins (16)
RB Faulk (16)	FS Lyle (9)

Passing	Att.	Comp.	Yds.	Pct.
Warner	499	325	4353	65.1
Germaine	16	9	136	56.3
Justin	14	9	91	64.3
Faulk	1	0	0	0.0
Rams	530	343	4580	64.7
Opponents	596	319	3867	53.5

Rushing	No.	Yds.	Avg.	LG	TD
Faulk	253	1381	5.5	58	7
Holcombe	78	294	3.8	34	4
Watson	47	179	3.8	21	0
Warner	23	92	4.0	22	1
Hakim	4	44	11.0	31	0
Bruce	5	32	6.4	11	0
Holt	3	25	8.3	14	0
Hodgins	7	10	1.4	3	1
Lee	3	3	1.0	4	0
Germaine	3	0	0.0	2	0
Justin	5	-1	-0.2	3	0
Rams	431	2059	4.8	58	13
Opponents	338	1189	3.5	40	4

Receiving	No.	Yds.	Avg.	LG	TD
Faulk	87	1048	12.0	57t	5
Bruce	77	1165	15.1	60	12
Holt	52	788	15.2	63t	6
Hakim	36	677	18.8	75t	8
Proehl	33	349	10.6	30	0
R. Williams	25	226	9.0	24	6
Holcombe	14	163	11.6	30	1
Robinson	6	76	12.7	30	2
Hodgins	6	35	5.8	10	0
Lee	3	22	7.3	15t	1
Lewis	1	12	12.0	12	0
Conwell	1	11	11.0	11	0
C. Thomas	1	6	6.0	6	0
Tucker	1	2	2.0	2t	1
Rams	343	4580	13.4	75t	42
Opponents	319	3867	12.1	68t	19

Interceptions	No.	Yds.	Avg.	LG	TD
Lyght	6	112	18.7	57t	1
M. Jones	4	96	24.0	44t	2
McCleon	4	17	4.3	14	0
Bly	3	53	17.7	53t	1
Wistrom	2	131	65.5	91t	2
Allen	2	76	38.0	40	0
Bush	2	45	22.5	45	1
Lyle	2	10	5.0	10	0
Jenkins	2	16	8.0	14	0
Coady	1	11	11.0	11	0
Clemons	1	0	0.0	0	0
Rams	29	567	19.6	91t	7
Opponents	15	266	17.7	60	2

Punting	No.	Yds.	Avg.	TB	In20	LG	Bk.
Tuten	32	1359	42.5	7	9	70	0
Horan	26	1048	40.3	4	7	57	0
Wilkins	2	57	28.5	0	1	34	0
Rams	60	2464	41.1	11	17	70	0
Opponents	86	3674	42.7	2	26	65	0

Punt Returns	No.	FC	Yds.	Avg.	LG	TD
Hakim	44	22	461	10.5	84t	1
Horne	5	0	22	4.4	9	0
Holt	3	2	15	5.0	11	0
Proehl	0	1	0	---	---	0
Rams	52	25	498	9.6	84t	1
Opponents	23	7	155	6.7	20	0

Kickoff Returns	No.	Yds.	Avg.	LG	TD
Horne	30	892	29.7	101t	2
Carpenter	16	406	25.4	43	0
Fletcher	2	13	6.5	13	0
Hakim	2	35	17.5	20	0
Hodgins	2	4	2.0	4	0
Bly	1	1	1.0	1	0
McCollum	1	3	3.0	3	0
Rams	54	1354	25.1	101t	2
Opponents	85	2115	24.9	69	0

Field Goals	1-19	20-29	30-39	40-49	50+	T
Wilkins	1-1	5-5	6-7	7-11	1-4	20-28
Rams	1-1	5-5	6-7	7-11	1-4	20-28
Opponents	1-1	8-9	2-4	8-9	1-3	20-28

Wilkins (36G, 51G)(19G)(22G, 49G) (28G, 36G)(54N, 38N)(34G)(43N, 40G, 20G, 49G)(44G, 51N, 29G)(40G, 30G, 41N, 40N, 38G)(50N, 74G)(48N, 38G, 28G)(47G)

Opponents (54N, 25G, 54N)(36G, 33N)(42G, 43G)(19G, 25G)(47G)(27G)(29G, 43G, 44G)(24G)(51G, 42G, 45G, 35G, 24N)(29G, 26G)(23F, 42N)(46G, 39N)

Yds./Att.	TD	TD%	Int.	Int%	LG	Sack/Lost	Rating
8.72	41	8.2	13	2.6	75t	29-201	109.2
8.50	1	6.3	2	12.5	63t	3-23	65.6
6.50	0	0.0	0	0.0	27	1-3	82.7
0.0	0	0.0	0	0.0	0	0-0	39.6
8.64	42	7.9	15	2.8	75t	33-227	106.6
6.49	19	3.2	29	4.9	71t	57-358	63.8

COACH: DICK VERMEIL

1998 (4-12) 5TH, NFC WEST



DATE	W/L	Score	Opponent	Attend.
9/6	L	17-24	NEW ORLEANS	(56,943)
9/13	L	31-38	MINNESOTA	(56,234)
9/20	W	34-33	@ Buffalo	(65,199)
9/27	L	17-20	ARIZONA	(55,832)
10/11	W	30-10	NEW YORK JETS	(55,938)
10/18	L	0-14	@ Miami	(65,418)
10/25	L	10-28	SAN FRANCISCO	(58,563)
11/1	L	15-37	@ Atlanta	(37,996)
11/8	W	20-12	@ Chicago	(50,263)
11/15	L	3-24	@ New Orleans	(46,430)
11/22	L	20-24	CAROLINA	(50,716)
11/29	L	10-21	ATLANTA	(47,941)
12/3	L	14-17	@ Philadelphia	(66,155)
12/13	W	32-18	NEW ENGLAND	(48,946)
12/20	L	13-20	@ Carolina	(50,047)
12/27	L	19-38	@ San Francisco	(68,386)

	RAMS	OPP.
First Downs	281	282
Rushing	81	92
Passing	164	161
Penalty	36	29
3rd Down Eff.	77-222-34.7%	83-221-37.6%
4th Down Eff.	9-16-56.3	3-9-33.3%
Time of Poss. Avg.	28:59	31:01
Total Net Yards	4472	4880
Avg./Game	279.5	305.0
Total Plays	998	1004
Avg./Play	4.5	4.9
Net Yards Rushing	1358	2049
Avg./Game	86.6	128.1
Total Rushes	395	479
Net Yards Passing	3087	2831
Avg./Game	192.9	176.9
Sacked/Yds. Lost	47-294	50-349
Gross Yards	3381	3180
Att-Comp-Int	556-314-18	475-256-16
Comp. %	56.5	53.8
Punts/Avg.	95-44.2	92-42.6
Net Avg.	35.3	35.8
Penalties/Yards	111-945	112-915
Fumbles/ Ball Lost	32-15	16-7
Touchdowns	32	43
Rushing	17	11
Passing	12	28
Returns	3	4

Score by Periods	1	2	3	4	T
Rams	37	91	72	85	- 285
Opponents	116	107	80	75	- 378

Scoring	TD	Ru	Pa	Rt	PAT	FG	S	Pts
Wilkins	0	0	0	0	25-26	20-26	0	85
Lee	4	2	2	0	0-0	0-0	0	26
G. Hill	4	4	0	0	0-0	0-0	0	24
Banks	3	3	0	0	0-0	0-0	0	20
Proehl	3	0	3	0	0-0	0-0	0	20
Henley	3	3	0	0	0-0	0-0	0	18
Hakim	2	1	1	0	0-0	0-0	0	12
D. Harris	2	0	2	0	0-0	0-0	0	12
Holcombe	2	2	0	0	0-0	0-0	0	12
Kennison	2	0	1	1	0-0	0-0	0	12
Moore	2	2	0	0	0-0	0-0	0	12
Bruce	1	0	1	0	0-0	0-0	0	6
Horne	1	0	0	1	0-0	0-0	0	6
McNeil	1	0	0	1	0-0	0-0	0	6
Robinson	1	0	1	0	0-0	0-0	0	6
R. Williams	1	0	1	0	0-0	0-0	0	6
Bono	0	0	0	0	0-0	0-0	0	2
Rams	32	17	12	3	25-26	20-26	0	285
Opponents	43	11	18	4	40-40	24-27	2	378

Two Point Conversions: Banks, Bono, Lee, Proehl. Rams 4-6, Opp. 2-3

Sacks - Carter 12.0-76, Farr 7.0-52, Phifer 6.5-36, Agnew 5.0-33, Jenkins 3.0-22, M.A. Jones 3.0-22, Wistrom 3.0-11, M.D. Jones 2.5-22, Clemons 2.0-12, Lyght 1.5-31, Hill, 1.0-3, Lyle 1.0-10, Williams 1.0-5, Wright 1.0-7, Little 0.5-4.
TEAM: 50.0-331; Opp. 47-349

Usual Starters

WR Kennison (13)	LE Carter (16)
LT Pace (16)	LDT Agnew (12)
LG Miller (15)	RDT Farr (16)
C Flannery (16)	RE M.D. Jones (15)
RG Wiegert (13)	LLB M.A. Jones (16)
RT Gandy (16)	MLB E. Hill (13)
TE R. Williams (9)	RLB Phifer (13)
WR Proehl (11)	LC Lyght (16)
QB Banks (14)	RC McNeil (12)
FB D. Harris (14)	SS Jenkins (12)
RB Holcombe (6)	FS Lyle (16)

Rushing	No.	Yds.	Avg.	LG	TD
Henley	88	313	3.6	22	3
G. Hill	40	240	6.0	46	4
Holcombe	98	230	2.3	12	2
Lee	44	175	4.0	38	2
Banks	40	156	3.9	19	3
Moore	55	137	2.5	18	2
D. Harris	13	38	2.7	15	0
Hakim	2	30	15.0	34t	1
Bruce	1	30	30.0	30	0
Bono	10	13	1.3	7	0
Proehl	1	14	14.0	14	0
Kennison	2	9	4.5	9	0
Rams	395	1385	3.5	46	17
Opponents	479	2049	4.3	74t	11

Receiving	No.	Yds.	Avg.	LG	TD
Lee	64	667	10.4	44	2
Proehl	60	771	12.9	47	3
Henley	35	252	7.2	43	0
Bruce	32	457	14.3	80t	1
J.T. Thomas	20	287	14.4	42	0
Hakim	20	247	12.4	22	1
Kennison	17	234	13.8	45	1
R. Williams	15	144	9.6	33	1
Conwell	15	105	7.0	13	0
D. Harris	12	57	4.8	8	2
Moore	9	60	6.7	14	0
Armstrong	6	54	9.0	20	0
Holcombe	6	34	5.7	14	0
G. Hill	1	6	6.0	6	0
Robinson	1	4	4.0	4t	1
Flannery	1	2	2.0	2	0
Rams	314	3381	10.8	80t	12
Opponents	256	3180	12.4	68t	28

Interceptions	No.	Yds.	Avg.	LG	TD
Lyght	3	30	10.0	17	0
Lyle	3	20	6.7	20	0
Jenkins	2	31	15.5	25	0
McCleon	2	29	14.5	15	0
M.A. Jones	2	13	6.5	13	0
Phifer	1	41	41.0	41	0
McNeil	1	37	37.0	37t	1
Agnew	1	0	0.0	0	0
E. Hill	1	0	0.0	0	0
Rams	16	201	12.6	41	1
Opponents	18	194	10.8	32t	1

Punting	No.	Yds.	Avg.	TB	In20	LG	Blk.
Tuten	95	4202	44.2	10	16	64	0
Rams	95	4202	44.2	10	16	64	0
Opponents	92	3825	41.6	6	24	66	0

Punt Returns	No.	FC	Yds.	Avg.	LG	TD
Kennison	40	25	415	10.4	71t	1
Horne	1	0	0	0.0	0	0
Rams	41	25	415	10.1	71t	1
Opponents	58	15	652	11.2	72t	1

Kickoff Returns	No.	Yds.	Avg.	LG	TD
Horne	56	1306	23.3	102t	1
Fletcher	5	72	14.4	20	0
J.T. Thomas	4	79	19.8	24	0
Henley	1	13	13.0	13	0
M.D. Jones	1	2	2.0	2	0
Clemons	1	0	0.0	0	0
Rams	68	1472	21.6	102t	1
Opponents	47	1020	21.7	55	0

Field Goals	1-19	20-29	30-39	40-49	50+	T
Wilkins	0-0	4-5	8-8	5-7	3-6	20-26
Rams	0-0	4-5	8-8	5-7	3-6	20-26
Opponents	1-1	8-9	8-8	4-6	3-3	24-27

Wilkins (34), (53), (27, 25), (45M, 57), (52, 30, 34, 29M), (), (46), (24, 33), (33, 53M), (39, 41), (61M, 39, 48), (46, 20, 52M), (48), (43, 38), ()
Opponents (36), (24), (36), (48M, 22, 29), (54), (), (), (23, 22, 29B, 43), (31), (26), (35), (42, 32), (50, 46B), (37, 41, 55, 17), (32, 37), (20, 29, 44)

Passing	Att.	Comp.	Yds.	Pct.	Yds./Att.	TD	TD%	Int.	Int%	LG	Sack/Lost	Rating
Banks	408	241	2535	59.1	6.21	7	1.7	14	3.4	80t	41-237	68.6
Bono	136	69	807	50.7	5.93	5	3.7	4	2.9	47	6-57	69.1
Warner	11	4	39	36.4	5.93	0	0.0	0	0.0	21	0-0	47.2
Tuten	1	0	0	0.0	0.0	0	0	0	0.0	0	0-0	39.6
Rams	556	314	3381	56.5	6.08	12	2.2	18	3.2	80t	47-294	68.2
Opponents	475	256	3180	53.9	6.69	28	5.9	16	3.4	68t	50-349	80.5

COACH: DICK VERMEIL

1997 (5-11) 4TH, NFC WEST



DATE	W/L	Score	Opponent	Attend.
8/31	W	38-24	NEW ORLEANS	(64,575)
9/7	L	12-15	SAN FRANCISCO	(64,630)
9/14	L	14-35	@ Denver	(74,338)
9/21	W	13-3	NEW YORK GIANTS	(64,642)
9/28	L	17-35	@ Oakland	(42,506)
10/12	L	10-30	@ San Francisco	(63,825)
10/19	L	9-17	SEATTLE	(64,819)
10/26	L	20-28	KANSAS CITY	(64,864)
11/2	L	31-34	@ Atlanta	(36,853)
11/9	L	7-17	@ Green Bay	(60,093)
11/16	L	21-27	ATLANTA	(64,299)
11/23	L	10-16	CAROLINA	(64,609)
11/30	W	23-20	@ Washington	(74,772)
12/7	W	34-27	@ New Orleans	(54,803)
12/14	L	10-13	CHICAGO	(66,030)
12/20	W	30-18	@ Carolina	(58,101)

	RAMS	OPP.
First Downs	271	296
Rushing	85	84
Passing	161	177
Penalty	25	35
3rd Down Eff.	73-223-32.7%	76-215-35.3%
4th Down Eff.	4-11-36.4	5-11-45.5%
Time of Poss. Avg.	29:47	30:13
Total Net Yards	4761	5066
Avg./Game	297.6	316.6
Total Plays	1013	1021
Avg./Play	4.7	5.0
Net Yards Rushing	1563	1687
Avg./Game	97.7	105.4
Total Rushes	443	440
Net Yards Passing	3198	3379
Avg./Game	199.9	211.2
Sacked/Yds. Lost	44-326	38-296
Gross Yards	3675	3379
Att-Comp-Int	526-271-15	543-288-25
Comp. %	51.5	53.0
Punts/Avg.	95-41.9	82-44.5
Net Avg.	33.8	39.0
Penalties/Yards	142-1065	133-1064
Fumbles/ Ball Lost	29-15	27-14
Touchdowns	32	39
Rushing	15	10
Passing	14	26
Returns	3	3

Score by Periods	1	2	3	4	T
Rams	37	121	68	73	- 299
Opponents	57	104	96	102	- 359

Scoring	TD	Ru	Pa	Rt	PAT	FG	S	Pts
Wilkins	0	0	0	0	32-32	25-37	0	107
Phillips	8	8	0	0	0-0	0-0	0	48
Bruce	5	0	5	0	0-0	0-0	0	30
Conwell	4	0	4	0	0-0	0-0	0	24
Lee	3	0	3	0	0-0	0-0	0	18
J. Moore	3	3	0	0	0-0	0-0	0	18
Banks	1	1	0	0	0-0	0-0	0	6
Heyward	1	1	0	0	0-0	0-0	0	6
Laing	1	0	1	0	0-0	0-0	0	6
McNeil	1	0	0	1	0-0	0-0	0	6
R. Moore	1	1	0	0	0-0	0-0	0	6
O'Neal	1	0	0	1	0-0	0-0	0	6
Small	1	0	1	0	0-0	0-0	0	6
Thompson	1	1	0	0	0-0	0-0	0	6
Wiegert	1	0	0	1	0-0	0-0	0	6
Rams	32	15	14	3	32-32	25-37	0	299
Opponents	39	10	26	3	31-31	26-31	1	359

Two Point Conversions: Rams 0-0, Opponents 7-8

Sacks - O'Neal 10.0-80, Carter 7.5-62, B. Johnson 4.0-34, Farr 3.0-21, M. Jones 2.0-23, Lyle 2.0-14, Phifer 2.0-9, Zgonina 2.0-9, R. Jones 1.0-8, B. Robinson 1.0-8, Lyght 1.0-7, J. Williams 1.0-7, J. Robinson 0.5-3. TEAM: 38.0-296; Opp. 44.0-326

Usual Starters

WR	Kennison (9)	LE	Carter (16)
LT	Pace (9)	LDT	B. Johnson (16)
LG	Gerek (9)	RDT	Farr (16)
C	Gruttadauria (14)	RE	O'Neal (14)
RG	Wiegert (15)	LLB	M. Jones (16)
RT	Gandy (9)	MLB	R. Jones (15)
TE	Conwell (16)	RLB	Phifer (15)
WR	Bruce (12)	LC	Lyght (16)
QB	Banks (16)	RC	McNeil (16)
FB	Heyward (12)	SS	Wright (11)
RB	Phillips (9)	FS	Lyle (16)

Passing	Att.	Comp.	Yds.	Pct.	Yds./Att.	TD	TD%	Int.	Int%	LG	Sack-Lost	Rating
Banks	487	252	3254	51.7	6.68	14	2.9	13	2.7	76	43-317	71.5
Rypien	39	19	270	48.7	6.92	0	0.0	2	5.1	62	1-9	50.2
Rams	526	271	3524	51.5	6.70	14	2.7	15	2.9	76	44-326	69.9
Opponents	543	288	3675	53.0	6.77	26	4.8	25	4.6	72t	38-296	71.3

Rushing	No.	Yds.	Avg.	LG	TD
Phillips	183	633	3.5	28	8
J. Moore	104	380	3.7	26	3
Banks	47	186	4.0	23	1
Lee	28	104	3.7	14	0
R. Moore	24	103	4.3	27t	1
Heyward	34	84	2.5	8	1
Crawford	2	32	16.0	23	0
Thompson	16	30	1.9	9	1
Kennison	3	13	4.3	6	0
Rypien	1	1	1.0	1	0
Horan	1	-3	-3.0	-3	0
Rams	443	1563	3.5	28	15
Opponents	440	1687	3.8	65	10

Receiving	No.	Yds.	Avg.	LG	TD
Lee	61	825	13.5	62	3
Bruce	56	815	14.6	59	5
Conwell	38	404	10.6	46t	4
Small	32	488	15.3	46	1
Kennison	25	404	16.2	76	0
Crawford	11	232	21.1	69	0
Phillips	10	33	3.3	17	0
Heyward	8	77	9.6	25	0
J. Moore	8	69	8.6	19	0
Laing	5	31	6.2	11	1
Floyd	4	39	9.8	14	0
R. Moore	4	34	8.5	13	0
Ross	3	37	12.3	14	0
J.T. Thomas	2	25	12.5	16	0
Jacoby	2	10	5.0	10	0
Wiegert	1	1	1.0	1	0
Gruttadauria	1	0	0.0	0	0
Rams	271	3524	13.0	76	14
Opponents	288	3675	12.8	72t	26

Interceptions	No.	Yds.	Avg.	LG	TD
McNeil	9	127	14.1	75t	1
Lyle	8	102	12.8	39	0
Lyght	4	25	6.3	13	0
Farr	1	22	22.0	22	0
O'Neal	1	5	5.0	5	0
M.A. Jones	1	0	0.0	0	0
McCleon	1	0	0.0	0	0
Rams	25	281	11.2	75t	1
Opponents	15	85	5.7	29	0

Punting	No.	Yds.	Avg.	TB	In20	LG	Bk.
Horan	53	2272	42.9	4	10	60	0
Brice	41	1713	41.8	4	6	61	1
Rams	95	3985	41.9	8	16	61	1
Opponents	82	3648	44.5	9	23	61	0

Punt Returns	No.	FC	Yds.	Avg.	LG	TD
Kennison	34	20	247	7.3	43	0
Floyd	4	2	15	3.8	8	0
Ross	2	0	12	6.0	6	0
Lee	0	1	0	---	---	0
Rams	40	23	274	6.9	43	0
Opponents	60	14	618	10.3	94t	1

Kickoff Returns	No.	Yds.	Avg.	LG	TD
Thompson	49	1110	22.7	56	0
Ross	6	130	21.7	42	0
J.T. Thomas	5	97	19.4	24	0
Lee	4	71	17.8	19	0
R. Moore	1	17	17.0	17	0
Kennison	1	14	14.0	7	0
J. Williams	1	10	10.0	10	0
Zgonina	1	5	5.0	5	0
Rams	68	1454	21.4	56	0
Opponents	54	1262	23.4	102t	1

Field Goals	1-19	20-29	30-39	40-49	50+	T
Wilkins	0-0	8-9	8-12	7-14	2-2	25-37
Rams	0-0	8-9	8-12	7-14	2-2	25-37
Opponents	1-1	9-10	4-4	8-10	4-6	26-31

Wilkins (36M, 36), (40, 49, 52, 34), (37M), (23, 21),(38), (34), (51, 29, 46),(45M, 25, 49), (38), (37B, 36M), (28M, 48M), (40M, 26), (30, 43M, 23, 25), (45M, 37, 34, 48M), (40M, 28), (49, 42, 47)
Opponents (31, 53, 46), (50M), (43B), (54M, 42M, 47), (), (20, 46, 28), (24), (25, 52, 41, 39), (37, 27), (44), (27, 44), (36, 53, 27), (43, 19), (49, 53), (22B, 27, 20), ()

COACH: RICH BROOKS

1995 (7-9) 3RD, NFC WEST



DATE	W/L	Score	Opponent	Attend.
9/3	W	17-14	@ Green Bay	(60,104)
9/10	W	17-13	NEW ORLEANS	(59,335)
9/17	W	31-10	@ Carolina	(54,060)
9/24	W	34-28	CHICAGO	(59,679)
10/1	L	18-21	@ Indianapolis	(58,616)
10/12	W	21-19	ATLANTA	(59,700)
10/22	L	10-44	SAN FRANCISCO	(59,915)
10/29	L	9-20	@ Philadelphia	(62,172)
11/5	L	10-19	@ New Orleans	(43,120)
11/12	W	28-17	CAROLINA	(65,598)
11/19	L	6-31	@ Atlanta	(46,309)
11/26	L	13-41	@ San Francisco	(70,031)
12/3	W	23-20	@ New York Jets	(52,023)
12/10	L	27-45	BUFFALO	(64,623)
12/17	L	23-35	WASHINGTON	(63,760)
12/24	L	22-41	MIAMI	(63,876)

	RAMS	OPP.
First Downs	292	301
Rushing	77	101
Passing	199	178
Penalty	16	22
3rd Down Eff.	87-239-36.4%	85-204-41.7%
4th Down Eff.	15-26-57.7%	5-8-62.5%
Time of Poss. Avg.	31:10	28:50
Total Net Yards	5236	5118
Avg./Game	327.3	319.9
Total Plays	1067	980
Avg./Play	4.9	5.2
Net Yards Rushing	1431	1677
Avg./Game	89.4	104.8
Total Rushes	392	410
Net Yards Passing	3805	3441
Avg./Game	237.8	215.1
Sacked/Yds. Lost	43-308	36-258
Gross Yards	4113	3699
Att-Comp-Int	632-366-23	534-320-22
Comp. %	57.9	59.9
Punts/Avg.	83-44.3	79-43.5
Net Avg.	36.7	34.3
Penalties/Yards	117-916	87-681
Fumbles/ Ball Lost	27-16	27-14
Touchdowns	37	51
Rushing	5	14
Passing	27	27
Returns	5	10

Score by Periods	1	2	3	4	T
Rams	78	87	60	84	- 303
Opponents	62	151	101	104	- 418

Scoring	TD	Ru	Pa	Rt	PAT	FG	S	Pts
Bruce	13	0	13	0	0-0	0-0	0	80
McLaughlin	0	0	0	0	17-17	8-16	0	41
Biasucci	0	0	0	0	13-14	9-12	0	40
Drayton	4	0	4	0	0-0	0-0	0	24
Kinchen	4	0	4	0	0-0	0-0	0	24
Bettis	3	3	0	0	0-0	0-0	0	18
Hester	3	0	3	0	0-0	0-0	0	18
Bailey	2	2	0	0	0-0	0-0	0	14
Dorn	2	0	0	2	0-0	0-0	0	12
A. Wright	2	0	2	0	0-0	0-0	0	12
Cook	1	0	1	0	0-0	0-0	0	6
Lyght	1	0	0	1	0-0	0-0	0	6
Parker	1	0	0	1	0-0	0-0	0	6
T. Wright	1	0	0	1	0-0	0-0	0	6
Carter	0	0	0	0	0-0	0-0	1	2
Rams	37	5	27	5	30-31	17-28	1	309
Opponents	51	14	27	10	47-48	21-27	0	418

Two Point Conversions: Bruce 1, Bailey, 1. Rams 2-6, Opponents 1-3

Sacks - Farr 11.5-82.0, Carter 6.0-23.0, Gilbert 6.5-55.0, Stokes 2.5-25.5, Phifer 3.0-23.0, Jenkins 1.5-11.5, Figaro 1.0-12.0, White 1.0-10.0, P. Davis 1.0-9.0, McBurrows 1.0-6.0, T. Wright 1.0-1.0. Team 36.0-258.0 Opp. 43.0-308.0

Usual Starters

WR Hester (7)	DE Carter (16)
A. Wright (6)	DT Jones (16)
LT Gandy (16)	DT Farr (16)
LG Goeas (14)	DE Gilbert (14)
C Brostek (16)	LB Jenkins (13)
RG White (15)	LB Conlan (11)
RT Ashmore (15)	LB Phifer (16)
TE Drayton (6)	CB Lyght (16)
WR Bruce (16)	CB Parker (16)
QB C. Miller (13)	SS T. Wright (16)
HB Cook (9)	FS Lyle (16)
RB Bettis (13)	

Rushing	No.	Yds.	Avg.	LG	TD
Bettis	183	637	3.5	41	3
Russell	66	203	3.1	18	0
Bailey	36	182	5.1	17	2
Robinson	40	165	4.1	37	0
Moss	22	90	4.1	18	0
C. Miller	22	67	3.0	13	0
Bruce	3	17	5.7	12	0
A. Wright	1	17	17.0	17	0
Kinchen	4	16	4.0	15	0
Rypien	9	10	1.1	5	0
Wolffey	3	9	3.0	4	0
T. Wright	1	9	9.0	9	0
Barr	1	5	5.0	5	0
Lyle	1	4	4.0	4	0
Rams	392	1431	3.7	41	5
Opponents	410	1677	4.1	49	14

Receiving	No.	Yds.	Avg.	LG	TD
Bruce	119	1781	15.0	72	13
Drayton	47	458	9.7	31	4
Bailey	38	265	7.0	25	0
Kinchen	36	419	11.6	35	4
Hester	30	399	13.3	38t	3
Cook	26	135	5.2	16	1
A. Wright	23	368	16.0	50	2
Bettis	18	106	5.9	19	0
Russell	16	89	5.6	17	0
J.T. Thomas	5	42	8.4	12	0
Price	4	29	7.3	24	0
Robinson	2	12	6.0	6	0
Pinkney	1	13	13.0	13	0
Moss	1	-3	-3.0	-3	0
Rams	366	4113	11.2	72	27
Opponents	320	3699	11.6	52	27

Interceptions	No.	Yds.	Avg.	LG	TD
T. Wright	6	79	13.2	27	0
Lyght	4	34	8.5	29t	1
Phifer	3	52	17.3	25	0
Lyle	3	42	14.0	31	0
Parker	2	-5	-2.5	3	0
Dorn	1	24	24.0	24t	1
Scurlock	1	13	13.0	13	0
Farr	1	5	5.0	5	0
Conlan	1	1	1.0	1	0
Rams	22	245	11.1	31	2
Opponents	23	497	21.6	86t	5

Punting	No.	Yds.	Avg.	TB	In20	LG	Blk.
Landeta	83	3679	44.3	12	23	63	0
Rams	83	3679	44.3	12	23	63	0
Opponents	79	3435	43.5	7	21	65	1

Punt Returns	No.	FC	Yds.	Avg.	LG	TD
Kinchen	53	7	416	7.8	27	0
Bailey	2	0	42	21.0	22	0
Bruce	0	0	52	---	52	0
Lyght	0	0	16	---	16	0
J.T. Thomas	0	0	61	---	62	0
Rams	55	7	587	10.7	62	0
Opponents	38	16	393	10.3	66t	1

Kickoff Returns	No.	Yds.	Avg.	LG	TD
Kinchen	35	743	21.2	50	0
J.T. Thomas	32	752	23.5	46	0
Bailey	5	97	19.4	28	0
Pinkney	1	26	26.0	26	0
Rams	73	1618	22.2	50	0
Opponents	59	1247	21.1	55	0

Field Goals	1-19	20-29	30-39	40-49	50+	T
McLaughlin	1-1	4-5	2-6	1-3	0-1	8-16
Biasucci	0-0	4-4	3-4	1-1	1-3	9-12
Rams	1-1	8-9	5-10	2-4	1-4	17-28
Opponents	1-1	6-6	8-10	6-9	0-1	21-27

McLaughlin (19), (31, 47M), (39M, 48B, 34, 32M), (45, 25), (29G), (28B), (25, 30M), (62M, 32M, 29)
Biasucci (), (), (), (), (), (), (32, 52M) (), (), (), (28, 37, 51, 25), (25, 54M), (42, 27, 32M, 38G)
Opponents (), (33, 35M, 34G), (45G), (), (39M), (40, 48M, 45), (38), (20, 36), (35, 26, 47, 42), (43M, 23), (40M, 23), (35, 19), (34, 23), (50M, 28G), (), (33, 48)

Passing	Att.	Comp.	Yds.	Pct.	Yds./Att.	TD	TD%	Int.	Int%	LG	Sack-Lost	Rating
C. Miller	405	232	2623	57.3	6.48	18	4.4	15	3.7	72	31-244	76.2
Rypien	217	129	1448	59.4	6.67	9	4.1	8	3.7	50	11-60	77.9
Barr	9	5	42	55.6	4.67	0	0.0	0	0.0	18	1-4	67.8
Kinchen	1	0	0	0.0	0.00	0	0.0	0	0.0	0	0-0	39.6
Rams	632	366	4113	57.9	6.51	27	4.3	23	3.6	72	43-308	76.5
Opponents	534	320	3699	59.9	6.93	27	5.1	22	4.1	52	36-258	80.6

COACH: CHUCK KNOX

1994 (4-12) 4TH, NFC WEST



DATE	W/L	Score	Opponent	Attend.
9/4	W	14-12	ARIZONA	(32,969)
9/11	L	13-31	@ Atlanta	(55,378)
9/18	L	19-34	SAN FRANCISCO	(56,479)
9/25	W	16-0	@ Kansas City	(78,184)
10/2	L	5-8	ATLANTA	(34,599)
10/9	L	17-24	@ Green Bay	(58,911)
10/16	W	17-10	NEW YORK GIANTS	(40,474)
10/23	L	34-37	@ New Orleans	(47,908)
11/6	W	27-21	DENVER	(48,103)
11/13	L	17-20	LOS ANGELES RAIDERS	(65,208)
11/20	L	27-31	@ San Francisco	(62,774)
11/27	L	17-31	@ San Diego	(59,579)
12/4	L	15-31	NEW ORLEANS	(34,960)
12/11	L	14-24	@ Tampa Bay	(34,150)
12/18	L	13-27	@ Chicago	(56,276)
12/24	L	21-24	WASHINGTON	(25,705)

	RAMS	OPP.
First Downs	274	333
Rushing	80	103
Passing	163	198
Penalty	31	32
3rd Down Eff.	80-204-39.2%	101-221-45.7%
4th Down Eff.	6-14-42.9%	5-11-45.5%
Time of Poss. Avg.	27:59	32:01
Total Net Yards	4747	5170
Avg./Game	296.7	323.1
Total Plays	944	1063
Avg./Play	5.0	4.9
Net Yards Rushing	1389	1781
Avg./Game	86.8	111.3
Total Rushes	397	496
Net Yards Passing	3358	3389
Avg./Game	209.9	211.8
Sacked/Yds. Lost	35-239	26-159
Gross Yards	3597	3548
Att-Comp-Int	512-291-18	541-320-14
Comp. %	56.8	59.1
Punts/Avg.	78-44.8	74-42.0
Net Avg.	34.3	32.5
Penalties/Yards	112-922	114-1015
Fumbles/ Ball Lost	26-13	15-6
Touchdowns	33	42
Rushing	6	12
Passing	23	23
Returns	4	7

Score by Periods	1	2	3	4	T
Rams	79	100	36	71	- 286
Opponents	79	124	74	88	-365

Scoring	TD	Ru	Pa	Rt	PAT	FG	S	Pts
Zendejas	0	0	0	0	28-28	18-23	0	82
Drayton	6	0	6	0	0-0	0-0	0	36
Anderson	5	0	5	0	0-0	0-0	0	30
Bettis	4	3	1	0	0-0	0-0	0	28
Kinchen	4	1	3	0	0-0	0-0	0	24
Bruce	3	0	3	0	0-0	0-0	0	18
Hester	3	0	3	0	0-0	0-0	0	18
J. Bailey	1	1	0	0	0-0	0-0	0	6
R. Bailey	1	0	0	1	0-0	0-0	0	6
Chandler	1	1	0	0	0-0	0-0	0	6
Griffith	1	0	1	0	0-0	0-0	0	6
Lyght	1	0	0	1	0-0	0-0	0	6
Newman	1	0	0	1	0-0	0-0	0	6
Ross	1	0	1	0	0-0	0-0	0	6
Wright	1	0	0	1	0-0	0-0	0	6
Gilbert	0	0	0	0	0-0	0-0	1	2
Rams	33	6	23	4	28-28	18-23	1	286
Opponents	42	12	23	7	38-38	23-29	0	365

Two Point Conversions: Bettis 2. Rams 2-5, Opponents 3-4

Sacks - Young 6.5-30.5, J. Jones 5.0-36.0 Gilbert 3.0-20.0, Robinson 2.5-16.5, Stokes 2.0-14.0, Kelly 2.0-9.0, Phifer 1.5-7.0, Conlan 1.0-11.0, Farr 1.0-7.0, Ottis 1.0-5.0, Rocker 0.5-3.0. TEAM: 26.0-159.0; Opp. 35.0-239.0

Usual Starters

WR Anderson (16)	LE Young (16)
LT C. Jones (16)	LDT J. Jones (14)
LG Newberry (8)	RDT Gilbert (14)
C Brostek (10)	RE Stokes (15)
RG Goeas (13)	LB Kelly (15)
RT Gandy (9)	LB Conlan (15)
TE Drayton (16)	LB Phifer (15)
WR Hester (15)	CB Lyght (16)
QB C. Miller (10)	CB Henley (13)
FB Griffith (10)	SS Pope (14)
RB Bettis (16)	FS Newman (14)

Passing	Att.	Comp.	Yds.	Pct.	Yds./Att.
C. Miller	317	173	2104	54.6	6.64
Chandler	176	108	1352	61.4	7.68
Maddox	19	10	141	52.6	7.42
Rams	512	291	3597	56.8	7.03
Opponents	541	320	3548	59.1	6.56

Rushing	No.	Yds.	Avg.	LG	TD
Bettis	319	1025	3.2	19	3
C. Miller	20	100	5.0	16	0
Chandler	18	61	3.4	22	1
Kinchen	1	44	44.0	44t	1
Bailey	11	35	3.2	9	1
Lang	6	34	5.7	17	0
Griffith	9	30	3.3	7	0
Hester	2	28	14.0	24	0
Lester	7	14	2.0	8	0
Anderson	1	11	11.0	11	0
Drayton	1	4	4.0	4	0
Bruce	1	2	2.0	2	0
Maddox	1	1	1.0	1	0
Rams	397	1389	3.5	44t	6
Opponents	496	1781	3.6	27t	12

Receiving	No.	Yds.	Avg.	LG	TD
J. Bailey	58	516	8.9	28	7
Anderson	46	945	20.5	72t	5
Hester	45	644	14.3	41	3
Drayton	32	276	8.6	22t	6
Bettis	31	293	9.5	34	1
Kinchen	23	352	15.3	43	3
Bruce	21	272	13.0	34t	3
Griffith	16	113	7.1	13	1
Lang	8	60	7.5	12	0
Buchanan	5	60	12.0	18	0
Brantley	4	29	7.3	10	0
Ross	1	36	36.0	36t	1
Lester	1	1	1.0	1	0
Rams	291	3597	12.4	72t	23
Opponents	320	3548	11.1	71t	23

Interceptions	No.	Yds.	Avg.	LG	TD
Pope	3	66	22.0	51	0
Henley	3	46	15.3	23	0
Newman	2	46	23.0	24	1
Phifer	2	7	3.5	7	0
Lyle	2	1	0.5	1	0
Kelly	1	31	31.0	31	0
Lyght	1	14	14.0	14	0
Rams	14	211	15.1	51	1
Opponents	18	213	11.8	50t	2

Punting	No.	Yds.	Avg.	TB	In20	LG	Blk.
Landeta	78	3494	44.8	9	23	62	0
Rams	78	3494	44.8	9	23	62	0
Opponents	74	3106	42.0	12	20	59	0

Punt Returns	No.	FC	Yds.	Avg.	LG	TD
J. Bailey	19	4	153	8.1	24	0
Kinchen	16	5	158	9.9	40	0
Brantley	3	1	18	6.0	7	0
R. Bailey	1	0	103	103.0	103t	1
Lyght	1	0	29	29.0	29	0
Rams	40	10	461	11.5	103t	1
Opponents	47	8	637	13.6	85t	3

Kickoff Returns	No.	Yds.	Avg.	LG	TD
Lang	27	626	23.2	57	0
Kinchen	21	510	24.3	46	0
J. Bailey	12	260	21.7	32	0
Brantley	7	150	21.4	33	0
Griffith	2	35	17.5	21	0
Farr	1	16	16.0	16	0
Lester	1	8	8.0	8	0
Rams	71	1605	22.6	57	0
Opponents	63	1446	23.0	98t	2

Field Goals	1-19	20-29	30-39	40-49	50+	T
Zendejas	2-2	9-9	6-7	1-5	0-0	18-23
Rams	2-2	9-9	6-7	1-5	0-0	18-23
Opponents	0-0	6-6	8-9	9-12	0-2	23-29

Zendejas (43M), (1), (25, 35), (29,23,28), (28), (37), (22), (47, 32), (35, 18), (41M, 22), (31, 27), (33), (1), (48B), (18, 42B, 21), (33M)
Opponents (37, 34), (48), (33, 47), (1), (51M), (25, 49M), (24), (21, 40, 37), (42, 57M, 29), (44, 47), (28, 41M), (31, 48, 37), (46), (36B, 20), (41, 30), (37, 42M)

TD	TD%	Int.	Int%	LG	Sack-Lost	Rating
16	5.0	14	4.4	54	28-193	73.6
7	4.0	2	1.1	72t	7-46	93.8
0	0.0	2	10.5	39	0-0	37.3
23	4.5	18	3.5	72t	35-239	79.0
23	4.3	14	2.6	71t	26-159	82.1

COACH: CHUCK KNOX

1993 (5-11) 4TH, NFC WEST



DATE	W/L	Score	Opponent	Attend.
9/5	L	6-36	@ Green Bay	(54,648)
9/12	W	27-0	PITTSBURGH	(50,588)
9/19	L	10-20	@ New York Giants	(76,213)
9/26	W	28-13	@ Houston	(53,072)
10/3	L	6-37	NEW ORLEANS	(50,709)
10/14	L	24-30	@ Atlanta	(45,231)
10/24	L	13-16	DETROIT	(43,850)
10/31	L	17-40	@ San Francisco	(63,417)
11/14	L	0-13	ATLANTA	(37,073)
11/21	W	10-6	WASHINGTON	(45,546)
11/28	L	10-35	SAN FRANCISCO	(62,143)
12/5	L	10-38	@ Phoenix	(33,964)
12/12	W	23-20	@ New Orleans	(69,033)
12/19	L	3-15	@ Cincinnati	(36,612)
12/26	L	14-42	CLEVELAND	(34,155)
1/2	W	20-6	CHICAGO	(39,147)

	RAMS	OPP.
First Downs	278	304
Rushing	117	117
Passing	147	179
Penalty	14	8
3rd Down Eff.	79-202-39.1%	102-218-46.8%
4th Down Eff.	5-11-45.5%	10-17-58.8%
Time of Poss. Avg.	28:18	31:42
Total Net Yards	4804	5411
Avg./Game	300.3	338.2
Total Plays	953	1003
Avg./Play	5.0	5.4
Net Yards Rushing	2014	1851
Avg./Game	125.9	115.7
Total Rushes	449	480
Net Yards Passing	2790	3560
Avg./Game	174.4	222.5
Sacked/Yds. Lost	31-231	35-203
Gross Yards	3021	3763
Att-Comp-Int	473-247-19	488-299-11
Comp. %	52.2	61.3
Punts/Avg.	80-40.9	58-42.3
Net Avg.	31.7	37.4
Penalties/Yards	71-526	80-542
Fumbles/ Ball Lost	20-11	26-9
Touchdowns	25	40
Rushing	8	18
Passing	16	17
Returns	1	5

Score by Periods	1	2	3	4	T
Rams	52	40	40	89	- 221
Opponents	72	95	92	108	- 367

Scoring	TD	Ru	Pa	Rt	PAT	FG	S	Pts
Zendejas	0	0	0	0	23-25	16-23	0	71
Bettis	7	7	0	0	0-0	0-0	0	42
Anderson	4	0	4	0	0-0	0-0	0	24
Drayton	4	0	4	0	0-0	0-0	0	24
E. Jones	2	0	2	0	0-0	0-0	0	12
Gary	2	1	1	0	0-0	0-0	0	12
Ellard	2	0	2	0	0-0	0-0	0	12
McNeal	1	0	1	0	0-0	0-0	0	6
Carter	1	0	1	0	0-0	0-0	0	6
Boykin	1	0	0	1	0-0	0-0	0	6
Kinchen	1	0	1	0	0-0	0-0	0	6
Rams	25	8	16	1	23-25	16-23	0	221
Opponents	40	18	17	5	38-40	29-37	1	367

Sacks - Gilbert 10.5-63.5, Stokes 9.5-44.5, Young 7.0-66.0, Robinson 3.0-10.0, Stewart 1.0-5.0, Rocker 1.0-5.0, Woods 1.0-3.0, Boutte 1.0-1.0, Henderson 1.0-0.0
TEAM: 35.0-203.0; Opp. 31.0-0231.0

Usual Starters

WR Ellard (16)	LE Woods (8)
LT Eatman (16)	DT Gilbert (16)
LG Newberry (9)	DT Boutte (16)
C Brostek (16)	RE Stokes (15)
RG Goeas (16)	LB Rolling (9)
RT Slater (8)	LB Conlan (11)
TE Carter (10)	LB Phifer (16)
WR Anderson (15)	CB Israel (10)
QB Everett (9)	CB Lyght (9)
FB Lester (14)	SS Newman (16)
RB Bettis (12)	FS Stewart (14)

Passing	Att.	Comp.	Yds.	Pct.	Yds./Att.	TD	TD%	Int.	Int%	LG	Sack-Lost	Rating
Rubley	189	108	1338	57.1	7.08	8	4.2	6	3.2	54	13-106	80.1
Everett	274	135	1652	49.3	6.03	8	2.9	12	4.4	60t	18-125	59.7
Pagel	9	3	23	33.3	2.56	0	0.0	1	11.1	10	0-0	2.8
Gary	1	1	8	100.0	8.00	0	0.0	0	0.0	8	0-0	100.0
Rams	473	247	3021	52.2	6.39	16	3.4	19	4.0	60t	31-231	66.8
Opponents	488	299	3763	61.3	7.71	17	3.5	11	2.3	80t	35-203	87.5

Rushing	No.	Yds.	Avg.	LG	TD
Bettis	294	1429	4.9	71t	7
Gary	79	293	3.7	15	1
Rubley	29	102	3.5	13	0
Lester	11	74	6.7	26	0
Everett	19	38	2.0	14	0
Lang	9	29	3.2	28	0
Ellard	2	18	9.0	15	0
White	2	10	5.0	5	0
Kinchen	2	10	5.0	8	0
Drayton	1	7	7.0	7	0
E. Jones	1	4	4.0	4	0
Rams	449	2014	4.5	71t	8
Opponents	480	1851	3.9	35t	18

Receiving	No.	Yds.	Avg.	LG	TD
Ellard	61	945	15.5	54	2
Anderson	37	552	14.9	56t	4
Gary	36	289	8.0	60t	1
Drayton	27	319	11.8	27	4
Bettis	26	244	9.4	28	0
Lester	18	154	8.6	21	0
Carter	14	166	11.9	38	1
Kinchen	8	137	17.1	35t	1
McNeal	8	75	9.4	22t	1
E. Jones	5	56	11.2	21t	2
Lang	4	45	11.3	21	0
LaChapelle	2	23	11.5	14	0
Lofton	1	16	16.0	16	0
Rams	247	3021	12.2	60t	16
Opponents	299	3763	12.6	80t	17

Interceptions	No.	Yds.	Avg.	LG	TD
Bailey	2	41	20.5	41	0
Rolling	2	21	10.5	12	0
Terrell	2	1	0.5	1	0
Lyght	2	0	0.0	0	0
Stewart	1	30	30.0	30	0
Conlan	1	28	28.0	28	0
Homco	1	6	6.0	6	0
Rams	11	127	11.5	41	0
Opponents	19	347	18.3	54	2

Punting	No.	Yds.	Avg.	TB	In20	LG	Blk.
Landeta	42	1825	43.5	7	7	66	0
McJulien	21	795	37.9	3	5	56	0
Bracken	17	651	38.3	0	3	51	0
Rams	80	3271	40.9	10	15	66	0
Opponents	58	2451	42.3	9	18	68	0

Punt Returns	No.	FC	Yds.	Avg.	LG	TD
Buchanan	8	1	41	5.1	12	0
Kinchen	7	4	32	4.6	8	0
Ellard	2	8	18	9.0	13	0
Henley	1	0	8	8.0	8	0
Price	1	2	3	3.0	3	0
Rams	19	15	102	5.4	13	0
Opponents	43	16	533	12.4	74t	2

Kickoff Returns	No.	Yds.	Avg.	LG	TD
Boykin	13	216	16.6	29	0
Griffith	8	169	21.1	29	0
Price	8	144	18.0	23	0
White	8	122	15.3	35	0
Kinchen	6	96	16.0	22	0
Israel	5	92	18.4	23	0
Drayton	1	-15	-15.0	-15	0
Rams	49	824	16.8	35	0
Opponents	47	984	20.9	45	0

Field Goals	1-19	20-29	30-39	40-49	50+	T
Zendejas	0-0	6-7	4-5	0-3	6-8	16-23
Rams	0-0	6-7	4-5	0-3	6-8	16-23
Opponents	4-4	11-11	6-6	5-8	3-8	29-37

Zendejas (31,32), (54, 50), (52), (47M), (53, 37), (52, 41M), (), (50), (49B), (50M, 37), (25), (22, 56B), (22), (26M, 32), (30M), (29, 29)
Opponents (51, 33), (), (34, 19, 50M), (52, 25), (48, 25, 43, 41M), (28, 32, 34), (45M, 25, 24, 18), (25, 28), (46, 44), (19, 34, 57M), (46, 44), (27), (18, 32), (43, 44M, 28, 52M, 25), (), (27, 50M, 53)

COACH: CHUCK KNOX

1992 (6-10) 4TH, NFC WEST



DATE	W/L	Score	Opponent	Attend.
9/6	L	7-40	@ Buffalo	(79,001)
9/13	W	14-0	NEW ENGLAND	(40,402)
9/20	L	10-26	@ Miami	(55,945)
9/27	W	18-10	NEW YORK JETS	(42,005)
10/4	L	24-27	@ San Francisco	(63,071)
10/11	L	10-13	@ New Orleans	(68,591)
10/18	W	38-17	NEW YORK GIANTS	(53,541)
11/1	L	28-30	@ Atlanta	(62,168)
11/8	L	14-20	PHOENIX	(40,788)
11/15	W	27-23	@ Dallas	(63,690)
11/22	L	10-27	SAN FRANCISCO	(65,858)
11/29	L	17-31	MINNESOTA	(54,831)
12/6	W	31-27	@ Tampa Bay	(38,387)
12/13	L	14-37	NEW ORLEANS	(47,355)
12/20	L	13-28	@ Green Bay	(57,796)
12/27	W	38-27	ATLANTA	(37,706)

	RAMS	OPP.
First Downs	278	319
Rushing	83	130
Passing	174	175
Penalty	21	15
3rd Down Eff.	69-186-37.1%	91-204-44.6%
4th Down Eff.	1-7-14.3%	2-5-40.0%
Time of Poss. Avg.	28:31	31:29
Total Net Yards	4877	5523
Avg./Game	304.8	345.2
Total Plays	914	1005
Avg./Play	5.3	5.5
Net Yards Rushing	1659	2230
Avg./Game	103.7	139.4
Total Rushes	393	467
Net Yards Passing	3218	3293
Avg./Game	201.1	205.8
Sacked-Yds. Lost	26-204	31-188
Gross Yards	3422	3481
Att-Comp-Int	495-289-20	507-305-18
Comp. %	58.4	60.2
Punts/Avg.	76-41.1	66-42.1
Net Avg.	33.2	34.7
Penalties/Yards	79-592	102-778
Fumbles/ Ball Lost	30-17	26-15
Touchdowns	38	43
Rushing	12	22
Passing	23	18
Returns	3	3

Score by Periods	1	2	3	4	T
Rams	42	73	86	112	- 313
Opponents	94	151	57	81	- 383

Scoring	TD	Ru	Pa	Rt	PAT	FG	S	Pts
Zendejas	0	0	0	0	38-38	15-20	0	83
Gary	10	7	3	0	0-0	0-0	0	60
Anderson	7	0	7	0	0-0	0-0	0	42
Lang	6	5	1	0	0-0	0-0	0	36
Carter	3	0	3	0	0-0	0-0	0	18
Chadwick	3	0	3	0	0-0	0-0	0	18
Ellard	3	0	3	0	0-0	0-0	0	18
Price	2	0	2	0	0-0	0-0	0	12
Kinchen	2	0	0	2	0-0	0-0	0	12
Delpino	1	0	1	0	0-0	0-0	0	6
Bailey	1	0	0	1	0-0	0-0	0	6
Greene	0	0	0	0	0-0	0-0	1	2
Rams	38	12	23	3	38-38	15-20	1	313
Opponents	43	22	18	3	41-43	28-34	0	383

Sacks - Greene 10.0-55.0, Gilbert 5.0-33.0, Robinson 5.0-29.0, Piel 3.0-14.0, Stewart 2.0-23, Young 2.0-14.0, Hawkins 2.0-10.0, Boutte 1.0-8.0, Others 1.0-2.0 TEAM: 31.0-188.0; Opp. 26-204.

Usual Starters

WR	Ellard (15)	DE	Robinson (16)
LT	Perry (16)	DT	Gilbert (16)
LG	Newberry (16)	DT	Boutte (15)
C	Brostek (16)	RE	Hawkins (7)
RG	Milnichik (16)	LB	Phifer (14)
RT	Slater (16)	LB	Kelm (14)
TE	Carter (16)	LB	Greene (16)
WR	Anderson (9)	CB	Henley (16)
QB	Everett (16)	CB	Lyght (12)
FB	Lang (11)	SS	Newman (16)
RB	Gary (16)	FS	Terrell (16)

Rushing	No.	Yds.	Avg.	LG	TD
Gary	279	1125	4.0	63	7
Lang	33	203	6.2	71	5
Everett	32	133	4.2	22	0
Delpino	32	115	3.6	31	0
Thompson	11	57	5.2	12	0
Turner	2	14	7.0	9	0
Stradford	3	12	4.0	5	0
Pagel	1	0	0.0	0	0
Rams	393	1659	4.2	71	12
Opponents	467	2230	4.8	39t	22

Receiving	No.	Yds.	Avg.	LG	TD
Gary	52	293	5.6	22	3
Ellard	47	727	15.5	33t	3
Anderson	38	657	17.3	45	7
Price	34	324	9.5	23	2
Chadwick	29	362	12.5	27t	3
Carter	20	232	11.6	25	3
Cox	18	261	14.5	26	0
Lang	18	239	15.7	67t	1
Delpino	18	139	7.7	12t	1
Turner	5	42	8.4	16	0
Thompson	5	11	2.2	7	0
McNeal	4	79	19.8	38	0
Harry	1	12	12.0	12	0
Rams	289	3422	11.8	67t	23
Opponents	305	3481	11.4	81t	18

Interceptions	No.	Yds.	Avg.	LG	TD
Newman	4	33	8.3	17	0
Henley	4	41	10.3	25	0
Lyght	3	80	26.7	39	0
Bailey	3	61	20.3	37	1
White	2	49	24.5	40	0
Kelm	1	16	16.0	16	0
Phifer	1	3	3.0	3	0
Rams	18	283	15.7	40	1
Opponents	20	305	15.3	67	1

Punting	No.	Yds.	Avg.	TB	In20	LG	Blk.
Bracken	76	3122	41.1	4	20	59	0
Rams	76	3122	41.1	4	20	59	0
Opponents	66	2776	42.1	7	14	58	0

Punt Returns	No.	FC	Yds.	Avg.	LG	TD
Turner	28	6	207	7.4	23	0
Kinchen	4	1	103	25.8	61t	2
Harry	6	4	34	5.7	11	0
Stradford	1	0	1	1.0	1	0
Rams	39	11	345	8.8	61t	2
Opponents	48	11	522	10.9	74t	1

Kickoff Returns	No.	Yds.	Avg.	LG	TD
Turner	29	569	19.6	35	0
Lang	13	228	17.5	26	0
Delpino	6	83	13.8	18	0
Kinchen	4	63	15.8	19	0
Thompson	4	34	8.5	14	0
Stradford	3	59	19.7	21	0
Stephen	2	12	6.0	7	0
Anderson	1	9	9.0	9	0
Israel	1	-3	-3.0	-3	0
Rams	63	1054	16.7	35	0
Opponents	55	1128	20.5	60	0

Field Goals	1-19	20-29	30-39	40-49	50+	T
Zendejas	2-2	3-4	7-9	3-5	0-0	15-20
Rams	2-2	3-4	7-9	3-5	0-0	15-20
Opponents	1-1	8-8	12-13	7-9	0-3	28-34

Zendejas (), (47M, 39M 25M), (31), (49, 45M, 22, 20), (33), (30), (46G), (), (33,44), (35), (30), (18, 37B), (), (19, 38), (24)
Opponents (49, 38), (38M), (36, 50M, 44, 27, 20), (19, 47M), (26, 21), (26, 30), (51M, 31), (49, 26, 37), (51M, 21, 31, 45M), (37, 42, 36), (34, 40), (38), (34, 47), (21), (), (44, 38)

Passing	Att.	Comp.	Yds.	Pct.	Yds./Att.	TD	TD%	Int.	Int%	LG	Sack-Lost	Rating
Everett	475	281	3323	59.2	7.00	22	4.6	18	3.8	67t	26-204	80.2
Pagel	20	8	99	40.0	4.95	1	5.0	2	10.0	22	0-0	33.1
Rams	495	289	3422	58.4	6.91	23	4.6	20	4.0	67t	26-204	78.2
Opponents	507	305	3481	60.2	6.89	18	3.6	18	3.6	81t	31-188	77.9

COACH: JOHN ROBINSON

1991 (3-13) 4TH, NFC WEST



DATE	W/L	Score	Opponent	Attend.
9/1	L	14-24	PHOENIX	(47,069)
9/8	W	19-13	@ New York Giants	(76,541)
9/15	L	7-24	@ New Orleans	(68,583)
9/22	L	10-27	@ San Francisco	(63,871)
9/29	W	23-21	GREEN BAY	(54,736)
10/13	W	30-24	SAN DIEGO	(47,433)
10/20	L	17-20	@ Los Angeles Raiders	(85,102)
10/27	L	14-31	@ Atlanta	(50,187)
11/3	L	17-24	NEW ORLEANS	(58,713)
11/10	L	20-27	KANSAS CITY	(52,511)
11/17	L	10-21	@ Detroit	(60,873)
11/25	L	10-33	SAN FRANCISCO	(61,881)
12/1	L	6-27	WASHINGTON	(55,027)
12/8	L	14-31	ATLANTA	(35,315)
12/15	L	14-20	@ Minnesota	(46,312)
12/22	L	9-23	@ Seattle	(51,100)

	RAMS	OPP.
First Downs	270	286
Rushing	75	105
Passing	180	162
Penalty	15	19
3rd Down Eff.	75-198-37.9%	73-184-39.7%
4th Down Eff.	9-19-47.4%	5-8-62.5%
Time of Poss. Avg.	29:03	30:57
Total Net Yards	4695	5204
Avg./Game	293.4	325.3
Total Plays	936	920
Avg./Play	5.0	5.7
Net Yards Rushing	1285	1659
Avg./Game	80.3	103.7
Total Rushes	388	469
Net Yards Passing	3410	3545
Avg./Game	213.1	221.6
Sacked-Yds. Lost	30-200	17-112
Gross Yards	3610	3657
Att-Comp-Int	518-289-20	434-259-11
Comp. %	55.8	59.7
Punts/Avg.	75-38.1	68-41.6
Net Avg.	32.3	34.8
Penalties/Yards	108-774	83-743
Fumbles/ Ball Lost	32-20	17-8
Touchdowns	26	47
Rushing	11	19
Passing	13	25
Returns	2	3

Score by Periods	1	2	3	4	T
Rams	22	103	55	54	- 234
Opponents	95	114	76	105	- 390

Scoring	TD	Ru	Pa	Rt	PAT	FG	S	Pts
Zendejas	0	0	0	0	25-26	17-17	0	76
Delpino	10	9	1	0	0-0	0-0	0	60
Ellard	3	0	3	0	0-0	0-0	0	18
Johnson	2	0	2	0	0-0	0-0	0	12
Price	2	0	2	0	0-0	0-0	0	12
Carter	2	0	2	0	0-0	0-0	0	12
Anderson	1	0	1	0	0-0	0-0	0	6
Dupree	1	1	0	0	0-0	0-0	0	6
Gary	1	1	0	0	0-0	0-0	0	6
Gray	1	0	0	1	0-0	0-0	0	6
Newman	1	0	0	1	0-0	0-0	0	6
Thompson	1	0	1	0	0-0	0-0	0	6
Turner	1	0	1	0	0-0	0-0	0	6
Greene	0	0	0	0	0-0	0-0	1	2
Rams	26	11	13	2	25-26	17-17	1	234
Opponents	44	19	25	3	46-47	20-28	1	390

Sacks - Robinson 3.0-29.0, Greene 3.0-20.0, Wilson 2.0-15.0, Kelm 2.0-9.0, Phifer 2.0-7.0, Newman 1.0-9.0, Piel 1.0-7.0, Stewart 1.0-7.0, Young 1.0-6.0, Strickland 1.0-3.0 TEAM: 17.0-112.0; Opp. 30.0-200.0.

Usual Starters

WR Ellard (16)	DE Wilson (10)
LT Perry (9)	DT Wright (11)
LG Newberry (16)	DT Young (13)
C Smith (8)	DE Robinson (4)
RG Love (13)	LB Strickland (10)
RT Slater (13)	LB Kelm (15)
TE Johnson (6)	LB Greene (6)
WR Anderson (9)	CB Henley (14)
QB Everett (16)	CB Lyght (8)
FB Delpino (15)	SS Stewart (16)
RB McGee (8)	FS Terrell (16)

Passing	Att.	Comp.	Yds.	Pct.	Yds./Att.
Everett	490	277	3438	56.5	7.02
Pagel	27	11	150	40.7	5.56
Helton	1	1	22	100.0	22.0
Rams	518	289	3610	55.8	6.97
Opponents	434	259	3657	59.7	8.43

Rushing	No.	Yds.	Avg.	LG	TD
Delpino	214	688	3.2	36	9
Gary	68	245	3.6	14	1
Dupree	49	179	3.7	24	1
McGee	19	65	3.4	9	0
Everett	27	44	1.6	10	0
Turner	7	44	6.3	11	0
R. Brown	2	11	5.5	11	0
Thompson	2	9	4.5	9	0
Rams	388	1285	3.3	36	11
Opponents	469	1659	3.5	26	19

Receiving	No.	Yds.	Avg.	LG	TD
Ellard	64	1052	16.4	38	3
Delpino	55	617	11.2	78	1
Price	35	410	11.7	27	2
Anderson	32	530	16.6	54	1
Johnson	32	253	7.9	27	2
McGee	20	160	8.0	20	0
Cox	15	216	14.4	39	0
Gary	13	110	8.5	22	0
Carter	8	69	8.6	18t	2
Dupree	6	46	7.7	21	0
R. Brown	3	52	17.3	21	0
Turner	3	41	13.7	19t	1
Thompson	2	35	17.5	22	1
Raye	1	19	19.0	19	0
Rams	289	3610	12.5	78	13
Opponents	259	3657	14.1	78	25

Interceptions	No.	Yds.	Avg.	LG	TD
Gray	3	83	27.7	59t	1
Henley	3	22	7.3	22	0
Stewart	2	8	4.0	8	0
Newman	1	58	58.0	58	0
Terrell	1	4	4.0	4	0
Lyght	1	0	0.0	0	0
Rams	11	175	15.9	59t	1
Opponents	20	297	14.9	97t	1

Punting	No.	Yds.	Avg.	TB	In20	LG	Blk.
Hatcher	63	2403	38.1	5	16	52	0
Helton	11	453	41.2	2	2	46	1
Rams	75	2856	38.1	7	18	52	1
Opponents	68	2829	41.6	7	20	62	0

Punt Returns	No.	FC	Yds.	Avg.	LG	TD
Turner	23	4	210	8.7	29	0
Henley	13	4	110	8.5	16	0
Gray	1	1	9	9.0	9	0
Rams	37	9	320	8.6	29	0
Opponents	33	21	292	8.8	42	0

Kickoff Returns	No.	Yds.	Avg.	LG	TD
Turner	24	457	19.0	36	0
R. Brown	12	256	21.3	39	0
Lang	12	194	16.2	34	0
Delpino	4	54	13.5	19	0
McDonald	3	32	10.7	16	0
Raye	2	57	28.5	48	0
Carter	1	18	18.0	18	0
Sanders	1	2	2.0	2	0
Rams	59	1070	18.1	48	0
Opponents	39	671	17.2	35	0

Field Goals	1-19	20-29	30-39	40-49	50+	T
Zendejas	0-0	4-4	8-8	3-3	2-2	17-17
Rams	0-0	4-4	8-8	3-3	2-2	17-17
Opponents	0-0	6-6	7-10	7-9	0-3	19-27

Zendejas (), (29,50,32,33), (), (22), (30,32,28), (), (37), (), (31), (), (27), (37), (41, 34), (), (), (44, 46, 50),
Opponents (52M, 32), (46, 40), (42), (22, 35M, 47), (), (27), (35, 32M, 34), (44), (45, 37M), (20, 44), (), (51M, 39), (47M, 59M, 48M, 35, 35), (21), (20, 22) (35)

TD	TD%	Int.	Int%	LG	Sack-Lost	Rating
11	2.2	20	4.1	78	30-200	68.9
2	7.4	0	0.0	30	0-0	83.9
0	0.0	0	0.0	22	0-0	118.8
13	2.5	20	3.9	78	30-200	69.9
25	5.8	11	2.5	78	17-112	95.6

COACH: JOHN ROBINSON

1990 (5-11) 3RD, NFC WEST



DATE	W/L	Score.....	Opponent	Attend.
9/9	L	24-36	@ Green Bay	(57,685)
9/16	W	35-14	@ Tampa Bay	(59,705)
9/23	L	21-27	PHILADELPHIA	(63,644)
10/7	L	31-34	CINCINNATI, OT	(62,619)
10/14	L	9-38	@ Chicago	(59,383)
10/21	W	44-24	ATLANTA	(54,761)
10/29	L	10-41	@ Pittsburgh	(56,466)
11/4	W	17-13	HOUSTON	(52,628)
11/11	L	7-31	NEW YORK GIANTS	(64,632)
11/18	L	21-24	DALLAS	(58,589)
11/25	W	28-17	@ San Francisco	(62,633)
12/2	W	38-23	@ Cleveland	(61,981)
12/9	L	20-24	NEW ORLEANS	(56,864)
12/17	L	10-26	SAN FRANCISCO	(65,619)
12/23	L	13-20	@ Atlanta	(30,021)
12/31	L	17-20	@ New Orleans	(68,647)

	RAMS	OPP.
First Downs	311	287
Rushing	89	93
Passing	191	176
Penalty	31	18
3rd Down Eff.	78-204-38.2%	86-201-42.8%
4th Down Eff.	6-18-33.3%	3-10-30.0%
Time of Poss. Avg.	29:59	30:01
Total Net Yards	5430	5411
Avg./Game	339.4	338.2
Total Plays	1013	949
Avg./Play	5.4	5.7
Net Yards Rushing	1612	1649
Avg./Game	100.8	103.1
Total Rushes	422	418
Net Yards Passing	3818	3762
Avg./Game	238.6	235.1
Sacked-Yds. Lost	30-198	30-180
Gross Yards	4016	3942
Att-Comp-Int	561-310-17	501-296-12
Comp. %	55.3	59.1
Punts/Avg.	69-38.6	66-41.4
Net Avg.	31.9	34.7
Penalties/Yards	87-632	109-968
Fumbles/ Ball Lost	25-14	32-19
Touchdowns	43	49
Rushing	17	17
Passing	24	30
Returns	2	2

Score by Periods	1	2	3	4	OT	T
Rams	62	130	85	68	0	- 345
Opponents	98	123	74	114	3	- 412

Scoring	TD	Ru	Pa	Rt	PAT	FG	S	Pts
Gary	15	14	1	0	0-0	0-0	0	90
Lansford	0	0	0	0	42-43	15-24	0	87
McGee	5	1	4	0	0-0	0-0	0	30
Ellard	4	0	4	0	0-0	0-0	0	24
Anderson	4	0	4	0	0-0	0-0	0	24
Delpino	4	0	4	0	0-0	0-0	0	24
Johnson	3	0	3	0	0-0	0-0	0	18
Holohan	2	0	2	0	0-0	0-0	0	12
Green	2	0	1	1	0-0	0-0	0	12
Everett	1	1	0	0	0-0	0-0	0	6
Warner	1	1	0	0	0-0	0-0	0	6
Faison	1	0	1	0	0-0	0-0	0	6
Humphrey	1	0	0	1	0-0	0-0	0	6
Rams	43	17	24	2	42-43	15-24	0	345
Opponents	49	17	30	2	46-49	24-31	0	412

Sacks - Greene 13.0-72.0, Piel 5.0-26.0, Hawkins 3.0-18.0, Bethune 2.0-20.0, Faryniarz 2.0-12.0, Reed 2.0-4.0, B. Smith 1.0-15.0, Wilcher 1.0-8.0, Wright 1.0-5.0 TEAM: 30.0-180.0; Opp. 30.0-198.0.

Usual Starters

WR Ellard (15)	DE Reed (16)
LT Pankey (16)	NT Wright (16)
LG Newberry (15)	DE Piel (11)
C D. Smith (16)	OLB Wilcher (16)
RG Love(16)	ILB Stams (12)
RT Slater (15)	ILB Kelm (10)
TE D. Johnson (9)	OLB Greene (15)
WR Anderson (10)	CB Gray (12)
QB Everett (16)	CB Humphrey (11)
FB McGee (15)	SS Newsome (16)
RB Gary (7)	FS Newman (6)

Rushing	No.	Yds.	Avg.	LG	TD
Gary	204	808	4.0	48	14
Green	68	261	3.8	31	0
McGee	44	234	5.3	19	1
Warner	49	139	2.8	9	1
Dupree	19	72	3.8	13	0
Delpino	13	52	4.0	13	0
Everett	20	31	1.6	15	1
Ellard	2	21	10.5	13	0
Anderson	1	13	13.0	13	0
English	2	-19	-9.5	-8	0
Rams	422	1612	3.8	48	17
Opponents	418	1649	3.9	74t	17

Receiving	No.	Yds.	Avg.	LG	TD
Ellard	76	1294	17.0	50t	4
Anderson	51	1097	21.5	55t	4
Holohan	49	475	9.7	28	2
McGee	47	388	8.3	25	4
Gary	30	150	5.0	22t	1
Cox	17	266	15.6	32	0
Delpino	15	172	11.5	42t	4
D. Johnson	12	66	5.5	11	3
Carter	8	58	7.3	16	0
Faison	3	27	9.0	12	1
Green	2	23	11.5	16t	1
Rams	310	4016	13.0	55t	24
Opponents	296	3942	13.3	71t	30

Interceptions	No.	Yds.	Avg.	LG	TD
Humphrey	4	52	13.0	44t	1
Newsome	4	47	11.8	22	0
Newman	2	0	0.0	0	0
Terrell	1	6	6.0	6	0
Henley	1	0	0.0	0	0
Rams	12	105	8.8	44t	1
Opponents	17	204	12.0	50t	2

Punting	No.	Yds.	Avg.	TB	In20	LG	Blk.
English	68	2663	39.2	2	8	58	0
Team	1	0	0.0	0	0	0	1
Rams	69	2663	38.6	2	8	58	1
Opponents	66	2733	41.4	5	20	57	0

Punt Returns	No.	FC	Yds.	Avg.	LG	TD
Henley	19	4	195	10.3	26	0
Sutton	14	3	136	9.7	22	0
Ellard	2	0	15	7.5	8	0
Rams	35	7	346	9.9	26	0
Opponents	46	11	420	9.1	33	0

Kickoff Returns	No.	Yds.	Avg.	LG	TD
Green	25	560	22.4	99t	1
Delpino	20	389	19.5	38	0
Berry	17	315	18.5	29	0
McDonald	1	15	15.0	15	0
Rams	63	1279	20.3	99t	1
Opponents	68	1406	20.7	50	0

Field Goals	1-19	20-29	30-39	40-49	50+	T
Lansford	3-4	4-4	5-7	3-9	0-0	15-24
Rams	3-4	4-4	5-7	3-9	0-0	15-24
Opponents	1-1	9-9	3-5	10-11	1-5	24-31

Lansford (41M, 41), (49M, 36B), (48M), (40), (35), (46, 24, 32), (48M, 32, 42M), (19), (40M), (.), (.), (30), (38, 18), (21), (19, 25, 19B), (30M, 24),
Opponents (26, 53, 40), (32M), (43, 36M, 18G), (52M, 40, 44), (27), (41), (42, 30), (22, 31), (44), (53M, 23), (42), (27), (48), (23, 63M, 31), (21, 23), (51M, 48M, 41, 24).

Passing	Att.	Comp.	Yds.	Pct.	Yds./Att.	TD	TD%	Int.	Int%	LG	Sack-Lost	Rating
Everett	554	307	3989	55.4	7.20	23	4.2	17	3.1	55t	30-198	79.3
Long	5	1	4	20.0	0.80	0	0.0	0	0.0	4	0-0	39.6
McGee	2	2	23	100.0	11.50	1	50.0	0	0.0	22t	0-0	154.2
Rams	561	310	4016	55.3	7.16	24	4.3	17	3.0	55t	30-198	79.6
Opponents	501	296	3942	59.1	7.87	30	6.0	12	2.4	71t	30-180	94.1

COACH: JOHN ROBINSON

1989 (11-5) 2ND, NFC WEST



DATE	W/L	Score	Opponent	Attend.
9/10	W	31-21	@ Atlanta	(38,708)
9/17	W	31-17	INDIANAPOLIS	(63,995)
9/24	W	41-38	GREEN BAY	(57,701)
10/1	W	13-12	@ San Francisco	(64,250)
10/8	W	26-13	ATLANTA	(52,182)
10/16	L	20-23	@ Buffalo	(76,231)
10/22	L	21-40	NEW ORLEANS	(57,567)
10/29	L	10-20	@ Chicago	(65,506)
11/5	L	21-23	@ Minnesota, OT	(59,600)
11/12	W	31-10	NEW YORK GIANTS	(65,127)
11/19	W	37-14	PHOENIX	(53,176)
11/26	W	20-17	@ New Orleans, OT	(64,274)
12/3	W	35-31	@ Dallas	(46,100)
12/11	L	27-30	SAN FRANCISCO	(67,959)
12/17	W	38-14	NEW YORK JETS	(53,063)
12/24	W	24-20	@ New England	(27,940)
12/31	W	21-7	@ Philadelphia	(57,869)
1/7	W	19-13	@ New York Giants, OT	(76,325)
1/14	L	3-30	@ San Francisco	(64,769)

	RAMS	OPP.
First Downs	321	306
Rushing	107	101
Passing	197	181
Penalty	17	24
3rd Down Eff.	87-215-40.5%	81-215-37.7%
4th Down Eff.	9-15-60.0%	6-13-46.2%
Time of Poss. Avg.	30:35	29:25
Total Net Yards	6042	5567
Avg./Game	377.6	347.9
Total Plays	1027	1023
Avg./Play	5.9	5.4
Net Yards Rushing	1909	1543
Avg./Game	119.3	96.4
Total Rushes	472	404
Net Yards Passing	4133	4024
Avg./Game	258.3	251.5
Sacked-Yds. Lost	32-236	42-278
Gross Yards	4369	4302
Att-Comp-Int	523-308-18	577-345-21
Comp. %	58.9	59.8
Punts/Avg.	74-38.3	81-41.5
Net Avg.	32.1	34.7
Penalties/Yards	102-823	93-798
Fumbles/ Ball Lost	26-11	38-15
Touchdowns	51	38
Rushing	19	13
Passing	29	24
Returns	3	1

Score by Periods	1	2	3	4	OT	T
Rams	122	124	61	116	3	- 426
Opponents	50	87	83	122	2	-344

Scoring	TD	Ru	Pa	Rt	PAT	FG	S	Pts
Lansford	0	0	0	0	51-51	23-30	0	120
Bell	15	15	0	0	0-0	0-0	0	90
Ellard	8	0	8	0	0-0	0-0	0	48
Anderson	5	0	5	0	0-0	0-0	0	30
Johnson	5	0	5	0	0-0	0-0	0	30
McGee	5	1	4	0	0-0	0-0	0	30
A. Cox	3	0	3	0	0-0	0-0	0	18
Delpino	2	1	1	0	0-0	0-0	0	12
Holohan	2	0	2	0	0-0	0-0	0	12
Ro. Brown	1	0	1	0	0-0	0-0	0	6
Everett	1	1	0	0	0-0	0-0	0	6
Gary	1	1	0	0	0-0	0-0	0	6
Gray	1	0	0	1	0-0	0-0	0	6
Newsome	1	0	0	1	0-0	0-0	0	6
Stewart	1	0	0	1	0-0	0-0	0	6
Rams	51	19	29	3	51-51	23-30	0	426
Opponents	38	13	24	1	36-38	26-29	1	344

Sacks - Greene 16.5-124.5, Wilcher 5.0-21.0, Piel 4.0-28.0, Faryniarz 3.0-18.0, Reed 3.0-11.0, Wright 3.0-19.0, Bethune 2.0-18.0, B. Smith 2.0-11.0, Strickland 2.0-16.0, S. Miller 1.0-7.0, Jerue 0.5-4.5. **TEAM:** 42.0-278.0; **Opp:** 32.0-236.0.

Usual Starters

WR	Ellard (12)	DE	Reed (11)
LT	Pankey (14)	NT	Wright (16)
LG	Newberry (16)	DE	Piel (6)
C	D. Smith (16)	OLB	Wilcher (16)
RG	Slaton (15)	ILB	Stams (12)
RT	Slater (16)	ILB	Owens (10)
TE	D. Johnson (16)	OLB	Greene (16)
WR	Anderson (13)	CB	Gray (16)
QB	Everett (16)	CB	Irvin (13)
FB	McGee (13)	SS	Stewart (15)
RB	Bell (14)	FS	Newsome (16)

Passing	Att.	Comp.	Yds.	Pct.	Yds./Att.	TD	TD%	Int.	Int%	LG	Sack-Lost	Rating
Everett	518	304	4310	58.7	8.32	29	5.6	17	3.3	78t	29-214	90.6
Herrmann	5	4	59	80.0	11.80	0	0.0	1	20.0	23	3-22	76.3
Rams	523	308	4369	58.9	8.35	29	5.5	18	3.4	78t	32-236	90.1
Opponents	577	345	4302	59.8	7.46	24	4.2	21	3.6	95t	42-278	81.7

Rushing	No.	Yds.	Avg.	LG	TD
Bell	272	1137	4.2	47	15
Delpino	78	368	4.7	32t	1
Gary	37	163	4.4	18	1
McGee	21	99	4.7	15	1
Green	26	73	2.8	9	0
Everett	25	31	1.2	13t	1
Ro. Brown	6	27	4.5	12	0
Ellard	2	10	5.0	6	0
Holohan	1	3	3.0	3	0
Hatcher	1	0	0.0	0	0
Anderson	1	-1	-1.0	-1	0
Herrmann	2	-1	-0.5	0	0
Rams	472	1909	4.0	47	19
Opponents	404	1543	3.8	40	13

Receiving	No.	Yds.	Avg.	LG	TD
Ellard	70	1382	19.7	53	8
Holohan	51	510	10.0	31	2
Anderson	44	1146	26.0	78t	5
McGee	37	303	8.2	25	4
Delpino	34	334	9.8	25	1
D. Johnson	25	148	5.9	22	5
A. Cox	20	340	17.0	51t	3
Bell	19	85	4.5	14	0
Ro. Brown	5	113	22.6	39t	1
Gary	2	13	6.5	8	0
Green	1	-5	-5.0	-5	0
Rams	308	4369	14.2	78t	29
Opponents	345	4302	12.5	95t	24

Interceptions	No.	Yds.	Avg.	LG	TD
Gray	6	48	8.0	27t	1
Irvin	3	43	14.3	18	0
Stewart	2	76	38.0	41t	1
Strickland	2	56	28.0	29	0
Hicks	2	27	13.5	27	0
Newsome	1	81	81.0	81t	1
Stams	1	20	20.0	20	0
Henley	1	10	10.0	10	0
Owens	1	4	4.0	4	0
Wilcher	1	4	4.0	4	0
S. Miller	1	3	3.0	3	0
Rams	21	372	17.7	81t	3
Opponents	18	207	11.5	42	0

Punting	No.	Yds.	Avg.	TB	In20	LG	Blk.
Hatcher	74	2834	38.3	7	15	54	1
Rams	74	2834	38.3	7	15	54	1
Opponents	81	3364	41.5	11	13	57	0

Punt Returns	No.	FC	Yds.	Avg.	LG	TD
Henley	29	19	273	9.4	25	0
Hicks	4	3	39	9.8	15	0
Ellard	2	0	20	10.0	10	0
Irvin	1	2	7	7.0	7	0
Rams	35	24	332	9.5	25	0
Opponents	34	20	315	9.3	68t	1

Kickoff Returns	No.	Yds.	Avg.	LG	TD
Ro. Brown	47	968	20.6	74	0
Delpino	17	334	19.6	30	0
McDonald	2	22	11.0	12	0
Gary	1	4	4.0	4	0
Rams	67	1328	19.8	74	0
Opponents	84	1633	19.4	47	0

Field Goals	1-19	20-29	30-39	40-49	50+	T
Lansford	1-1	7-8	7-7	8-10	0-4	23-30
Rams	1-1	7-8	7-7	8-10	0-4	23-30
Opponents	3-3	8-8	6-6	9-11	0-1	26-29

Lansford (23, 43M), (40), (39, 45), (40, 50M, 26), (48, 35, 27, 42), (34, 36), (), (45), (47M), (44), (27, 23, 40), (32, 22M, 52M, 31), (), (25, 22), (37), (19, 50M, 50M), **Opponents** (43M), (19), (43), (26, 32, 41, 42M, 17), (), (38, 47, 40), (39, 27), (35, 46), (20, 24, 22, 25, 29, 36, 40), (22), (), (36), (47), (19, 54M), (), (44, 48).

COACH: JOHN ROBINSON

1988 (10-6) 2ND, NFC WEST



DATE	W/L	Score.....Opponent	Attend.
9/4	W	34-7@ Green Bay	(53,769)
9/11	W	17-10DETROIT	(46,262)
9/18	W	22-17@ Los Angeles Raiders	(84,870)
9/25	W	45-31@ New York Giants	(75,617)
10/2	L	27-45PHOENIX	(49,830)
10/9	W	33-0@ Atlanta	(30,852)
10/16	L	21-24SAN FRANCISCO	(65,450)
10/23	W	31-10SEATTLE	(57,033)
10/30	W	12-10@ New Orleans	(68,238)
11/6	L	24-30@ Philadelphia	(65,624)
11/13	L	10-14NEW ORLEANS	(63,305)
11/20	L	24-38SAN DIEGO	(45,462)
11/27	L	24-35@ Denver	(74,141)
12/5	W	23-3CHICAGO	(65,579)
12/11	W	22-7ATLANTA	(42,828)
12/18	W	38-16@ San Francisco	(62,444)
12/26	L	17-28@ Minnesota	(57,666)

	RAMS	OPP.
First Downs	333	289
Rushing	114	100
Passing	203	166
Penalty	16	23
3rd Down Eff.	83-209-39.7%	77-226-34.1%
4th Down Eff.	4-8-50.0%	11-16-68.8%
Time of Poss. Avg.	31:09	28:51
Total Net Yards	5808	4986
Avg./Game	363.0	311.6
Total Plays	1057	1041
Avg./Play	5.5	4.8
Net Yards Rushing	2003	1686
Avg./Game	125.2	105.4
Total Rushes	507	414
Net Yards Passing	3805	3300
Avg./Game	237.8	206.3
Sacked-Yds. Lost	28-197	56-394
Gross Yards	4002	3694
Att-Comp-Int	522-312-18	571-307-22
Comp. %	59.8	53.8
Punts/Avg.	76-39.5	93-39.9
Net Avg.	34.2	33.9
Penalties/Yards	78-587	111-937
Fumbles/ Ball Lost	28-16	36-15
Touchdowns	48	35
Rushing	16	12
Passing	31	17
Returns	1	6

Score by Periods	1	2	3	4	T
Rams	81	146	92	88	- 407
Opponents	37	94	76	86	- 293

Scoring	TD	Ru	Pa	Rt	PAT	FG	S	Pts
Lansford	0	0	0	0	45-48	24-32	0	117
Bell	18	16	2	0	0-0	0-0	0	108
Ellard	10	0	10	0	0-0	0-0	0	60
D. Johnson	6	0	6	0	0-0	0-0	0	36
Cox	5	0	5	0	0-0	0-0	0	30
Holohan	3	0	3	0	0-0	0-0	0	18
McGee	3	0	3	0	0-0	0-0	0	18
Delpino	2	0	2	0	0-0	0-0	0	12
Gray	1	0	0	1	0-0	0-0	0	6
Greene	0	0	0	0	0-0	0-0	2	2
Rams	48	16	31	1	45-48	24-32	1	407
Opponents	35	12	17	6	35-35	16-23	0	293

Sacks - Greene 16.5-112.5, Jeter 11.5-85.0, Wilcher 7.5-63.0, Owens 5.0-38.0, S. Miller 4.0-28.0, Strickland 4.0-25.0, Wright 2.0-11.0, Reed 1.0-7.0, Stewart 1.0-7.0, Faryniarz 1.0-6.0, Meisner 1.0-3.0, Stokes 1.0-3.0, Irvin 0.5-5.5. TEAM: 56.0-394.0; Opp: 28.0-197.0

Usual Starters

WR	Ellard (16)	DE	Reed (16)
LT	Pankey (16)	NT	Wright (16)
LG	Newberry (16)	DE	S. Miller (16)
C	D. Smith (16)	OLB	Wilcher (15)
RG	Love(15)	ILB	Jerue (12)
RT	Slater (12)	ILB	Ekern (16)
TE	D. Johnson (16)	OLB	Greene (14)
WR	Cox (15)	CB	Gray (16)
QB	Everett (16)	CB	Irvin (16)
FB	McGee (12)	SS	Stewart (10)
RB	Bell (13)	FS	J. Johnson (16)

Rushing	No.	Yds.	Avg.	LG	TD
Bell	288	1212	4.2	44	16
White	88	323	3.7	13	0
Delpino	34	147	4.3	13	0
Green	35	117	3.3	13	0
Everett	34	104	3.1	19	0
McGee	22	69	3.1	12	0
R. Brown	3	24	8.0	13	0
Ellard	1	7	7.0	7	0
Guman	1	1	1.0	1	0
Herrmann	1	-1	-1.0	-1	0
Rams	507	2003	4.0	44	16
Opponents	414	1686	4.1	46t	12

Receiving	No.	Yds.	Avg.	LG	TD
Ellard	86	1414	16.4	68	10
Holohan	59	640	10.8	29	3
D. Johnson	42	350	8.3	23	6
Delpino	30	312	10.4	38	2
Cox	28	590	21.1	69t	5
Bell	24	124	5.2	20	2
McGee	16	117	7.3	16	3
Anderson	11	319	29.0	56	0
Green	6	57	9.5	19	0
White	6	36	6.0	18	0
Young	2	27	13.5	18	0
R. Brown	2	16	8.0	10	0
Rams	312	4002	12.8	69t	31
Opponents	307	3694	12.0	59	17

Interceptions	No.	Yds.	Avg.	LG	TD
J. Johnson	4	18	4.5	11	0
Gray	3	83	27.7	47t	1
Irvin	3	25	8.3	22	0
Stewart	2	61	30.5	43	0
Newman	2	27	13.5	27	0
Kelm	2	15	7.5	9	0
Meisner	1	20	20.0	20	0
Owens	1	11	11.0	11	0
Greene	1	10	10.0	10	0
Washington	1	7	7.0	7	0
Sutton	1	1	1.0	1	0
Jerue	1	0	0.0	0	0
Newsome	0	3	---	3	0
Rams	22	281	12.8	47t	1
Opponents	18	138	7.7	34	1

Punting	No.	Yds.	Avg.	TB	In20	LG	Bk.
Hatcher	36	1424	39.6	1	13	54	0
Camarillo	40	1579	39.5	2	11	57	0
Rams	76	3003	39.5	3	24	57	0
Opponents	93	3714	39.9	12	21	61	1

Punt Returns	No.	FC	Yds.	Avg.	LG	TD
Hicks	25	0	144	5.8	13	0
Ellard	17	3	119	7.0	34	0
Sutton	3	6	52	17.3	46	0
J. Johnson	2	1	4	2.0	4	0
Gray	1	0	1	1.0	1	0
Irvin	1	1	2	2.0	2	0
Rams	49	11	322	6.6	46	0
Opponents	43	21	347	8.1	30	0

Kickoff Returns	No.	Yds.	Avg.	LG	TD
R. Brown	19	401	21.1	73	0
Green	17	345	20.3	44	0
Delpino	14	333	23.8	38	0
McDonald	3	34	11.3	22	0
Sutton	2	41	20.5	25	0
White	2	37	18.5	23	0
McGee	1	0	0.0	0	0
Stewart	1	0	0.0	0	0
Rams	59	1191	20.2	73	0
Opponents	81	1563	19.3	93t	1

Field Goals	1-19	20-29	30-39	40-49	50+	T
Lansford	1-1	9-12	8-10	6-8	0-1	24-32
Rams	1-1	9-12	8-10	6-8	0-1	24-32
Opponents	0-0	3-3	7-10	4-7	2-3	16-23

Lansford (52M, 33, 29), (46), (37, 46), (31M, 41), (25M), (40, 25), (1), (39, 43M), (37, 27M, 18, 47, 30), (22, 44M), (23), (20), (23, 28M, 34M), (25, 27, 22), (35, 36, 32), (49),
Opponents (1), (30), (30M, 49M, 29), (34), (43, 51), (1), (40, 47M), (33M, 33), (33), (23, 50, 40), (52M), (38), (46M), (39), (34M), (23, 46, 36).

Passing	Att.	Comp.	Yds.	Pct.	Yds./Att.	TD	TD%	Int.	Int%	LG	Sack-Lost	Rating
Everett	517	308	3964	59.6	7.67	31	6.0	18	3.5	69t	28-197	89.2
Hermann	5	4	38	80.0	7.60	0	0.0	0	0.0	15	0-0	98.3
Rams	522	312	4002	59.8	7.67	31	5.9	18	3.4	69t	28-197	89.3
Opponents	571	307	3694	53.8	6.47	17	3.0	22	3.9	59	56-394	67.7

COACH: JOHN ROBINSON

1987 (6-9) 3RD, NFC WEST



DATE	W/L	Score	Opponent	Attend.
9/13	L	16-20	@ Houston	(33,186)
9/20	L	16-21	MINNESOTA	(63,567)
10/4	L	10-37	@ New Orleans	(29,745)
10/11	W	31-21	PITTSBURGH	(20,218)
10/18	L	20-24	@ Atlanta	(15,813)
10/26	L	17-30	@ Cleveland	(76,933)
11/1	L	10-31	SAN FRANCISCO	(55,328)
11/8	L	14-31	NEW ORLEANS	(43,379)
11/15	W	27-24	@ St. Louis	(27,730)
11/23	W	30-26	@ Washington	(53,614)
11/29	W	35-3	TAMPA BAY	(45,188)
12/6	W	37-16	@ Detroit	(33,412)
12/13	W	33-0	ATLANTA	(43,310)
12/21	L	21-29	DALLAS	(60,700)
12/27	L	0-48	@ San Francisco	(57,950)

	RAMS	OPP.
First Downs	276	279
Rushing	118	95
Passing	136	162
Penalty	22	22
3rd Down Eff.	75-204-36.7%	77-203-37.9%
4th Down Eff.	4-17-23.5%	3-8-37.5%
Time of Poss. Avg.	29:59	30:01
Total Net Yards	4651	5121
Avg./Game	310.1	341.4
Total Plays	957	961
Avg./Play	4.9	5.3
Net Yards Rushing	2097	1732
Avg./Game	139.8	115.5
Total Rushes	512	419
Net Yards Passing	2554	3389
Avg./Game	170.3	225.9
Sacked-Yds. Lost	25-196	38-304
Gross Yards	2750	3693
Att-Comp-Int	420-220-18	504-281-16
Comp. %	52.4	55.8
Punts/Avg.	77-40.8	83-37.3
Net Avg.	35.6	33.2
Penalties/Yards	91-677	100-888
Fumbles/ Ball Lost	26-15	28-11
Touchdowns	38	43
Rushing	15	8
Passing	16	31
Returns	7	4

Score by Periods	1	2	3	4	T
Rams	77	92	88	60	- 317
Opponents	79	132	57	93	- 361

Scoring	TD	Ru	Pa	Rt	PAT	FG	S	Pts
Lansford	0	0	0	0	36-38	17-21	0	87
White	11	11	0	0	0-0	0-0	0	66
Ro. Brown	3	0	2	1	0-0	0-0	0	18
Ellard	3	0	3	0	0-0	0-0	0	18
D. Johnson	2	0	2	0	0-0	0-0	0	12
Francis	2	0	2	0	0-0	0-0	0	12
Irvin	1	0	0	1	0-0	0-0	0	6
Gray	1	0	0	1	0-0	0-0	0	6
Guman	1	1	0	0	0-0	0-0	0	6
Greene	1	0	1	0	0-0	0-0	0	6
Bell	1	0	1	0	0-0	0-0	0	6
Wilcher	1	0	0	1	0-0	0-0	0	6
Young	1	0	1	0	0-0	0-0	0	6
Everett	1	1	0	0	0-0	0-0	0	6
McGee	1	1	0	0	0-0	0-0	0	6
House	1	0	1	0	0-0	0-0	0	6
J. Johnson	1	0	0	1	0-0	0-0	0	6
Stewart	0	0	0	0	0-0	0-0	2	2
Others	6	1	4	1	0-0	0-0	0	36
Rams	38	15	16	7	36-38	17-21	1	317
Opponents	43	7	26	3	40-43	21-24	0	361

Sacks - Jeter 7.0-62.0, Greene 6.5-53.0, S. Miller 6.0-41.0, Wilcher 5.0-39.0, Meisner 3.0-19.0, Reed 2.0-16.0, Wright 2.0-16.0, Cromwell 1.0-27.0, Borland 1.0-15.0, Collins 1.0-10.0, Edwards 1.0-1.0, Owens 1.0-1.0, Stokes 0.5-4.0. TEAM: 38.0-304.0; Opp. 25.0-196.0.

Usual Starters

WR	Ellard (12)	DE	Reed (12)
LT	Pankey (12)	NT	Meisner (15)
LG	Newberry (12)	DE	Doss (9)
C	Smith (12)	OLB	Wilcher (12)
RG	Harrah (8)	ILB	Collins (15)
RT	Slater (12)	ILB	Ekern (11)
TE	Hill (12)	OLB	Owens (12)
WR	Ro. Brown (9)	CB	Gray (12)
QB	Everett (11)	CB	Irvin (9)
FB	Guman (7)	SS	Newsome (8)
RB	White (12)	FS	Cromwell (8)

Rushing	No.	Yds.	Avg.	LG	TD
White	324	1374	4.2	58	11
Dickerson	60	277	4.6	57	1
Francis	35	138	3.9	23	0
Guman	36	98	2.7	7	1
Everett	18	83	4.6	16	1
Tyrrell	11	44	4.0	13	0
Bell	8	26	3.3	13	0
Ro. Brown	2	22	11.0	11	0
Evans	3	10	3.3	5	0
McGee	3	6	2.0	2t	1
A. Williams	2	9	4.5	7	0
Quarles	1	8	8.0	8	0
Ellard	1	4	4.0	4	0
Bryant	1	2	2.0	2	0
Dils	7	-4	-0.6	5	0
Rams	512	2097	4.1	58	15
Opponents	419	1732	4.1	46	8

Receiving	No.	Yds.	Avg.	LG	TD
Ellard	51	799	15.7	81t	3
Ro. Brown	26	521	20.0	52	2
White	23	121	5.3	20	0
Guman	22	263	12.0	33	0
D. Johnson	21	198	9.4	20	2
Hill	11	105	9.5	24	0
Mobley	8	107	13.4	40t	1
Francis	8	38	4.8	7	2
McGee	7	40	5.7	12	0
Moore	6	107	17.8	26	1
House	6	63	10.5	15t	1
Tyrrell	6	59	9.8	16	0
Bell	5	59	11.8	32t	1
Dickerson	5	38	7.6	13	0
Young	4	56	14.0	26	1
McDonald	4	31	7.8	13	2
P. Smith	3	95	31.7	51	0
Baty	3	37	12.3	20	0
Henry	1	13	13.0	13	0
Rams	220	2750	12.5	81t	16
Opponents	281	3693	13.1	82t	31

Interceptions	No.	Yds.	Avg.	LG	TD
Irvin	2	47	23.5	47t	1
Gray	2	35	17.5	35	0
Cromwell	2	28	14.0	28	0
H. Johnson	1	49	49.0	49	0
Jackson	1	36	36.0	36	0
Williamson	1	28	28.0	28	0
Owens	1	26	26.0	26	0
Greene	1	25	25.0	25t	1
Wilcher	1	11	11.0	11	0
Hicks	1	9	9.0	9	0
Ekern	1	7	7.0	7	0
Sutton	1	4	4.0	4	0
J. Johnson	1	0	0.0	0	0
Rams	16	305	19.1	49	2
Opponents	18	226	12.6	68	1

Punting	No.	Yds.	Avg.	TB	In20	LG	Bk.
Hatcher	76	3140	41.3	4	19	62	2
Rams	76	3140	40.8	4	19	62	2
Opponents	83	3097	37.3	5	21	56	4

Punt Returns	No.	FC	Yds.	Avg.	LG	TD
Ellard	15	6	107	7.1	29	0
Hicks	13	1	110	8.5	26	0
Rutledge	3	0	10	3.3	7	0
P. Smith	2	0	5	2.5	5	0
Mobley	1	0	12	12.0	12	0
J. Johnson	1	0	5	5.0	5	0
Irvin	1	0	0	0.0	0	0
Sutton	0	2	-4	0.0	0	0
S. Johnson	4	1	-1.0	-1.0	5	0
Rams	40	10	245	6.1	29	0
Opponents	43	10	317	7.4	48	0

Kickoff Returns	No.	Yds.	Avg.	LG	TD
Ro. Brown	27	581	21.5	95t	1
Tiumalu	8	158	19.8	25	0
Tyrrell	6	116	19.3	30	0
J. Johnson	4	119	29.8	53	0
White	3	73	24.3	26	0
Sutton	2	37	18.5	19	0
McDonald	3	31	10.3	15	0
Guman	2	18	9.0	12	0
Ri. Brown	1	15	15.0	15	0
Cox	1	12	12.0	12	0
Ellard	1	8	8.0	8	0
Rams	63	1282	20.3	95t	1
Opponents	57	1112	19.5	71	0

Field Goals	1-19	20-29	30-39	40-49	50+	T
Lansford	1-1	6-6	3-4	7-9	0-1	17-21
Rams	1-1	6-6	3-4	7-9	0-1	17-21
Opponents	1-1	6-6	6-7	7-9	1-1	21-24

Lansford (28.44,47), (27), (37), (50M, 39), (40, 40), (27), (22), (), (28, 20), (37), (33B), (48,47,48), (18, 41M), (47), ()
Opponents (44,19), (), (27), (32M), (35), (23, 48, 41, 47M), (22), (32), (44), (22, 29), (33), (53, 36, 39, 44M), (), (24, 42, 44, 47, 37), ()

Passing	Att.	Comp.	Yds.	Pct.	Yds./Att.	TD	TD%	Int.	Int%	LG	Sack-Lost	Rating
Everett	302	162	2064	53.6	6.83	10	3.3	13	4.3	81t	17-139	68.4
Dils	114	56	646	49.1	5.67	5	4.4	4	3.5	51	7-51	66.6
Millen	1	1	0	100.0	0.00	0	0.0	0	0.0	0	1-6	79.2
Quarles	3	1	40	33.3	13.33	1	33.3	1	33.3	40t	0-0	81.9
Rams	420	220	2750	52.4	6.55	16	3.8	18	4.3	81t	25-196	67.9
Opponents	504	281	3693	55.8	7.33	31	6.2	16	3.2	82t	38-304	86.4

COACH: JOHN ROBINSON

1986 (10-6) 2ND, NFC WEST



DATE	W/L	Score	Opponent	Attend.
9/7	W	16-10	@ St. Louis	(40,347)
9/14	W	16-13	SAN FRANCISCO	(65,195)
9/21	W	24-7	@ Indianapolis	(59,012)
9/28	L	20-34	@ Philadelphia	(65,646)
10/5	W	26-20	TAMPA BAY, OT	(50,585)
10/12	L	14-26	@ Atlanta	(51,662)
10/19	W	14-10	DETROIT	(50,992)
10/26	W	14-7	ATLANTA	(56,993)
11/3	W	20-17	@ Chicago	(64,877)
11/9	L	0-6	@ New Orleans	(62,352)
11/16	L	28-30	NEW ENGLAND	(64,339)
11/23	W	26-13	NEW ORLEANS	(58,600)
11/30	W	17-3	@ New York Jets	(76,891)
12/7	W	29-10	DALLAS	(64,949)
12/14	L	31-37	MIAMI, OT	(62,629)
12/19	L	14-24	@ San Francisco	(60,366)
12/28	L	7-19	@ Washington	(54,180)

	RAMS	OPP.
First Downs	269	272
Rushing	139	93
Passing	105	169
Penalty	25	10
3rd Down Eff.	74-222-33.3%	70-226-30.9%
4th Down Eff.	3-8-37.5%	8-17-47.1%
Total Net Yards	4653	4871
Avg./Game	290.8	304.4
Total Plays	1008	1038
Avg./Play	4.6	4.7
Net Yards Rushing	2457	1681
Avg./Game	153.6	105.1
Total Rushes	578	460
Net Yards Passing	2196	3190
Avg./Game	137.3	199.4
Sacked-Yds. Lost	27-184	39-292
Gross Yards	2380	3482
Att-Comp-Int	403-194-15	539-313-28
Comp. %	48.1	58.1
Punts/Avg.	98-38.2	96-41.4
Net Avg.	32.9	36.2
Penalties/Yards	84-603	92-804
Fumbles/ Ball Lost	39-22	25-15
Touchdowns	37	28
Rushing	16	9
Passing	15	17
Returns	6	2

Score by Periods	1	2	3	4	OT	T
Rams	59	98	72	74	6	- 309
Opponents	46	87	72	56	6	- 267

Scoring	TD	Ru	Pa	Rt	PAT	FG	S	Pts
Lansford	0	0	0	0	34-35	17-24	0	85
Dickersom	11	11	0	0	0-0	0-0	0	66
Redden	5	4	1	0	0-0	0-0	0	30
Ellard	4	0	4	0	0-0	0-0	0	24
Brown	3	0	3	0	0-0	0-0	0	18
Young	3	0	3	0	0-0	0-0	0	18
Irvin	3	0	0	3	0-0	0-0	0	18
House	2	0	2	0	0-0	0-0	0	12
Cromwell	1	0	0	1	0-0	0-0	0	6
Duckworth	1	0	1	0	0-0	0-0	0	6
Everett	1	1	0	0	0-0	0-0	0	6
Hill	1	0	1	0	0-0	0-0	0	6
Jerue	1	0	0	1	0-0	0-0	0	6
Newberry	1	0	0	1	0-0	0-0	0	6
Jeter	0	0	0	0	0-0	0-0	1	2
Rams	37	16	15	6	34-36	17-24	1	309
Opponents	28	9	17	2	27-27	24-31	0	267

Sacks - Jeter 8.0-78.5, Greene 7.0-45.0, Reed 6.5-45.5, Wilcher 5.5-49.5, S. Miller 5.0-29.5, Owens 4.0-23.0, Meisner 2.0-12.0, Ekern 1.0-9.0. TEAM: 39.0-292.0; Opp. 27.0-184.0.

Usual Starters

WR Ellard (8)	DE Reed (10)
LT Pankey (16)	NT S. Miller (36)
LG Newberry (14)	DE Doss (16)
C D. Smith (16)	OLB Wilcher (16)
RG Harrah (16)	ILB Jerue (16)
RT Slater (16)	ILB Ekern (13)
TE Hill (15)	OLB Owens (16)
WR Ro. Brown (12)	CB Gray (16)
QB Bartkowski (6)	CB Irvin (15)
Dils (5), Everett (5)	SS Cromwell (16)
FB Redden (13)	FS Newsome (16)
RB Dickerson (16)	

Rushing	No.	Yds.	Avg.	LG	TD
Dickerson	404	1821	4.5	42t	11
Redden	110	467	4.2	41t	4
White	22	126	5.7	19	0
Everett	16	46	2.9	14	1
Brown	4	5	1.3	11	0
Dils	10	5	0.5	5	0
Carpenter	2	3	1.5	3	0
Bartkowski	6	3	0.5	7	0
Guman	2	2	1.0	3	0
Hunter	1	-6	-6.0	-6	0
Ellard	1	-15	-15.0	-15	0
Rams	578	2457	4.3	42t	16
Opponents	460	1681	3.7	59t	9

Receiving	No.	Yds.	Avg.	LG	TD
Ellard	34	447	13.1	34	4
Redden	28	217	7.8	24	1
Dickerson	26	205	7.9	28	0
Brown	25	396	15.8	65t	3
Hunter	15	206	13.7	42	0
Young	15	181	12.1	21	3
Hill	14	202	14.4	33	1
Duckworth	9	141	15.7	32	1
Guman	9	68	7.6	13	0
House	7	178	25.4	60t	2
Scott	5	76	15.2	21	0
Long	5	47	9.4	13	0
Tyrrell	1	9	9.0	9	0
White	1	7	7.0	7	0
Rams	194	2380	12.3	65t	15
Opponents	313	3482	11.1	69t	17

Interceptions	No.	Yds.	Avg.	LG	TD
Gray	8	101	12.6	28	0
Irvin	6	150	25.0	50t	1
Cromwell	5	101	20.2	80t	1
Newsome	3	45	15.0	34	0
Sutton	2	25	12.5	20	0
Jerue	2	23	11.5	22t	1
J. Johnson	1	13	13.0	13	0
Wilcher	1	0	0.0	0	0
Rams	28	458	16.4	80t	3
Opponents	15	128	8.5	34	0

Punting	No.	Yds.	Avg.	TB	In20	LG	Blk.
Hatcher	98	3740	38.6	5	26	57	1
Rams	98	3740	38.6	5	26	57	1
Opponents	96	3975	41.4	7	26	59	0

Punt Returns	No.	FC	Yds.	Avg.	LG	TD
Ellard	14	10	127	9.1	20	0
Sutton	28	5	234	8.4	32	0
J. Johnson	0	7	0	0.0	0	0
Rams	42	22	361	8.6	32	0
Opponents	47	30	416	8.9	32	0

Kickoff Returns	No.	Yds.	Avg.	LG	TD
Brown	36	794	22.1	55	0
White	12	216	18.0	28	0
Sutton	5	91	18.2	22	0
Guman	2	28	14.0	16	0
Carpenter	2	19	9.5	11	0
Ellard	1	18	18.0	18	0
Love	1	-6	-6.0	-6	0
Rams	59	1160	19.7	55	0
Opponents	64	1282	20.0	84	0

Field Goals	1-19	20-29	30-39	40-49	50+	T
Lansford	1-1	5-6	6-9	4-6	1-2	17-24
Rams	1-1	5-6	6-9	4-6	1-2	17-24
Opponents	3-3	8-8	5-6	8-13	0-1	24-31

Lansford (26), (24, 38M, 32, 18), (46), (), (34, 40), (47M, 33B), (), (), (26, 50), (37M), (42M), (32, 47, 29, 44), (38, 29M, 50M), (37, 27), (32), ()
Opponents (28, 48M), (44B, 46, 29, 49M), (60M), (22, 41), (26, 37), (23, 32, 49, 41), (49M, 47), (32M), (30), (20, 22), (42, 45, 19), (33, 18), (25), (48), (18), (30, 42B)

Passing	Att.	Comp.	Yds.	Pct.	Yds./Att.	TD	TD%	Int.	Int%	LG	Sack-Lost	Rating
Everett	147	73	1018	49.7	6.93	8	5.4	8	5.4	60t	8-50	67.8
Dils	129	59	693	45.7	5.37	4	3.1	4	3.1	65t	7-44	60.0
Bartkowski	126	61	654	48.4	5.19	2	1.6	2	1.6	42	11-84	59.4
Dickerson	1	1	15	100.0	15.00	1	100.0	0	0.0	15t	0-0	158.3
House	0	0	0	0.0	0.00	0	0.0	0	0.0	0	1-6	0.0
Rams	403	194	2380	48.1	5.10	15	3.7	15	3.7	65t	27-184	63.7
Opponents	539	313	3482	58.1	5.52	17	3.2	28	5.2	69t	39-292	66.3

COACH: JOHN ROBINSON

1985 (11-5) 1st, NFC West



DATE	W/L	Score.....Opponent	Attend.
9/8	W	20-16DENVER	(52,522)
9/15	W	17-6@ Philadelphia	(60,920)
9/23	W	35-24@ Seattle	(63,292)
9/29	W	17-6ATLANTA	(49,870)
10/6	W	13-10MINNESOTA	(59,269)
10/13	W	31-27@ Tampa Bay	(39,607)
10/20	W	16-0@ Kansas City	(64,474)
10/27	L	14-28SAN FRANCISCO	(65,939)
11/3	W	28-10NEW ORLEANS	(49,030)
11/10	L	19-24@ New York Giants	(74,663)
11/17	L	14-30@ Atlanta	(29,960)
11/24	W	34-17GREEN BAY	(52,710)
12/1	L	3-29@ New Orleans	(44,122)
12/9	W	27-20@ San Francisco	(60,581)
12/15	W	46-14ST. LOUIS	(52,052)
12/23	L	6-16LOS ANGELES RAIDERS	(66,676)
1/4	W	20-0DALLAS	(66,351)
1/12	L	0-24@ Chicago	(63,522)

	RAMS	OPP.
First Downs	258	281
Rushing	115	104
Passing	131	155
Penalty	12	22
3rd Down Eff.	69-205-33.8%	86-236-36.2%
4th Down Eff.	7-13-53.8%	12-19-63.2%
Total Net Yards	4520	4648
Avg./Game	282.5	290.5
Total Plays	963	1048
Avg./Play	4.7	4.4
Net Yards Rushing	2057	1586
Avg./Game	128.6	99.1
Total Rushes	503	444
Net Yards Passing	2463	3062
Avg./Game	153.9	191.4
Sacked-Yds. Lost	57-409	56-421
Gross Yards	2872	3483
Att-Comp-Int	403-234-14	548-296-29
Comp. %	58.1	54.0
Punts/Avg.	88-42.7	89-42.0
Net Avg.	38.0	34.6
Penalties/Yards	97-730	72-529
Fumbles/ Ball Lost	35-21	30-17
Touchdowns	39	30
Rushing	15	9
Passing	16	19
Returns	8	2

Score by Periods	1	2	3	4	T
Rams	54	102	82	102	- 340
Opponents	47	99	53	78	- 277

Scoring	TD	Ru	Pa	Rt	PAT	FG	S	Pts
Lansford	0	0	0	0	38-39	22-29	0	104
Dickerson	12	12	0	0	0-0	0-0	0	72
Ellard	6	0	5	1	0-0	0-0	0	36
Brown	6	0	3	3	0-0	0-0	0	36
Hunter	4	0	4	0	0-0	0-0	0	24
White	3	3	0	0	0-0	0-0	0	18
Duckworth	3	0	3	0	0-0	0-0	0	18
D. Hill	1	0	1	0	0-0	0-0	0	6
Irvin	1	0	0	1	0-0	0-0	0	6
Ekern	1	0	0	1	0-0	0-0	0	6
Johnson	1	0	0	1	0-0	0-0	0	6
Green	1	0	0	1	0-0	0-0	0	6
Doss	0	0	0	0	0-0	0-0	1	2
Rams	39	15	16	8	38-39	22-29	1	340
Opponents	30	9	19	2	28-30	23-29	0	277

Sacks - Wilcher 12.0-104.0, Jeter 12.0-96.0, Owens 9.0-62.0, Reed 6.5-47.0, Miller 5.0-39.0, Doss 3.0-19.0, Harrison 3.0-18.0, Collins 2.0-14.0, Newsome 1.0-10.0, Green 1.0-5.0, Cromwell 1.0-2.0, DeJurnett 0.5-3.0. TEAM: 56-419.0; Opp. 27.0-184.0.

Usual Starters

WR	Ellard (16)	DE	Reed (16)
LT	Pankey (12)	NT	DeJurnett (14)
LG	K. Hill (16)	DE	Doss (16)
C	D. Smith (16)	OLB	Andrews (11)
RG	Harrah (16)	ILB	Collins (16)
RT	Slater (16)	ILB	Ekern (16)
TE	D. Hill (16)	OLB	Owens (15)
WR	Brown (9)	CB	Green (16)
QB	Brock (15)	CB	Irvin (16)
FB	Carpenter (8)	SS	Cromwell (16)
RB	Dickerson (14)	FS	J. Johnson (15)

Passing	Att.	Comp.	Yds.	Pct.	Yds./Att.	TD	TD%	Int.	Int%	LG	Sack-Lost	Rating
Brock	365	218	2658	59.7	7.28	16	4.4	13	3.6	64t	51-351	82.0
Kemp	38	16	214	42.1	5.63	0	0.0	1	2.6	35t	6-58	49.7
Rams	403	234	2872	58.1	5.35	16	4.0	14	3.5	64t	57-409	78.9
Opponents	548	296	3483	54.0	5.07	19	3.5	29	5.3	73	56-421	63.1

Rushing	No.	Yds.	Avg.	LG	TD
Dickerson	292	1234	4.2	43	12
Redden	87	380	4.4	41	0
White	70	310	4.4	32	3
Cain	11	46	4.2	9	0
Brock	20	38	1.9	13	0
Guman	11	32	2.9	6	0
Brown	2	13	6.5	9	0
Ellard	3	8	2.7	16	0
Kemp	5	0	0.0	3	0
Dils	2	-4	-2.0	-2	0
Rams	503	2057	4.1	43	15
Opponents	444	1586	3.6	36	9

Receiving	No.	Yds.	Avg.	LG	TD
Ellard	54	811	15.0	64t	5
Hunter	50	562	11.2	47t	4
D. Hill	29	271	9.3	37	1
Duckworth	25	422	16.9	42	3
Dickerson	20	126	6.3	33	0
Redden	16	162	10.1	32	0
Brown	14	215	15.4	43t	3
Young	14	157	11.2	23	0
Cain	5	24	4.8	13	0
Guman	3	23	7.7	11	0
McDonald	2	58	29.0	35	0
Barber	1	29	29.0	29	0
White	1	12	12.0	12	0
Rams	234	2872	12.3	64t	16
Opponents	296	3483	11.8	73	19

Interceptions	No.	Yds.	Avg.	LG	TD
Green	6	84	14.0	41t	1
Irvin	6	83	13.8	34t	1
J. Johnson	5	96	19.2	46	1
Newsome	3	20	6.7	20	0
Ekern	2	55	27.5	33t	1
Fox	2	8	4.0	8	0
Collins	2	8	4.0	4	0
Cromwell	2	5	2.5	5	0
Wilcher	1	0	0.0	0	0
Rams	29	359	12.4	46	4
Opponents	14	138	9.9	30	1

Punting	No.	Yds.	Avg.	TB	In20	LG	Blk.
Hatcher	87	3761	43.2	6	32	67	1
Rams	87	3761	43.2	6	32	67	1
Opponents	89	3738	42.0	8	23	61	0

Punt Returns	No.	FC	Yds.	Avg.	LG	TD
Ellard	37	9	501	13.5	80t	1
J. Johnson	0	7	0	0.0	2	0
White	1	0	0	0.0	0	0
Rams	38	16	501	13.2	80t	1
Opponents	43	22	297	6.9	23	0

Kickoff Returns	No.	Yds.	Avg.	LG	TD
Brown	28	918	32.8	98t	3
White	17	300	17.6	32	0
Cain	6	115	19.2	28	0
Guman	2	30	15.0	17	0
Slaton	1	18	18.0	18	0
S. Miller	1	10	10.0	10	0
Cromwell	1	3	3.0	3	0
Rams	56	1394	24.9	98t	3
Opponents	66	1253	19.0	62	0

Field Goals	1-19	20-29	30-39	40-49	50+	T
Lansford	0-0	5-5	9-12	6-8	2-4	22-29
Rams	0-0	5-5	9-12	6-8	2-4	22-29
Opponents	0-0	7-8	6-7	7-9	3-5	23-29

Lansford (37, 33), (33, 45M, 31M), (), (52), (43,33), (27), (33,37,30), (51M), (), (31, 40, 26, 25), (), (40M, 43, 31M, 32), (41), (25, 29), (32M, 46), (50M, 52, 40)
Opponents (24), (50, 45, 53M), (26), (44, 47), (28M, 24), (34, 49), (50M), (41M, 31M), (51), (40), (39, 38, 27), (38), (47, 42, 35, 27, 35), (), (), (49M, 27, 51, 29)

COACH: JOHN ROBINSON

1984 (10-6) 2ND, NFC WEST



DATE	W/L	Score	Opponent	Attend.
9/3	L	13-20	DALLAS	(65,403)
9/9	L	20-17	CLEVELAND	(43,043)
9/16	L	14-24	@ Pittsburgh	(58,104)
9/23	W	24-14	@ Cincinnati	(45,406)
9/30	W	33-12	NEW YORK GIANTS	(53,417)
10/7	L	28-30	ATLANTA	(47,832)
10/14	W	28-10	@ New Orleans	(63,161)
10/22	W	24-10	@ Atlanta	(52,861)
10/28	L	0-33	SAN FRANCISCO	(65,481)
11/4	W	16-13	@ St. Louis	(50,950)
11/11	W	29-13	CHICAGO	(62,021)
11/18	L	6-31	@ Green Bay	(52,031)
11/25	W	34-33	@ Tampa Bay	(42,242)
12/2	W	34-21	NEW ORLEANS	(49,348)
12/9	W	27-16	HOUSTON	(49,092)
12/16	L	16-19	@ San Francisco	(59,743)
12/23	L	13-16	NEW YORK GIANTS	(67,037)

	RAMS	OPP.
First Downs	258	309
Rushing	140	108
Passing	100	179
Penalty	18	22
3rd Down Eff.	65-195-33.3%	88-225-39.1%
4th Down Eff.	1-8-12.5%	12-22-54.5%
Total Net Yards	5,006	5266
Avg./Game	312.9	329.1
Total Plays	931	1058
Avg./Play	5.4	5.0
Net Yards Rushing	2864	1600
Avg./Game	179.0	100.0
Total Rushes	541	449
Net Yards Passing	2142	3666
Avg./Game	133.9	229.1
Sacked-Yds. Lost	32-240	43-298
Gross Yards	2382	3964
Att-Comp-Int	358-176-17	566-346-17
Comp. %	49.2	61.1
Punts/Avg.	74-38.7	71-41.5
Net Avg.	33.6	32.1
Penalties/Yards	93-830	115-871
Fumbles/ Ball Lost	31-18	42-22
Touchdowns	38	36
Rushing	16	15
Passing	16	18
Returns	6	3

Score by Periods	1	2	3	4	T
Rams	67	118	77	84	- 346
Opponents	55	110	57	94	- 316

Scoring	TD	Ru	Pa	Rt	PAT	FG	S	Pts
Lansford	0	0	0	0	37-38	25-33	0	112
Dickerson	14	14	0	0	0-0	0-0	0	84
Ellard	8	0	6	2	0-0	0-0	0	48
Brown	4	0	4	0	0-0	0-0	0	24
Dr. Hill	4	0	4	0	0-0	0-0	0	24
Crutchfield	2	1	1	0	0-0	0-0	0	12
Irvin	2	0	0	2	0-0	0-0	0	12
Cromwell	1	0	0	1	0-0	0-0	0	6
Guman	1	0	0	1	0-0	0-0	0	6
Da. Hill	1	0	1	0	0-0	0-0	0	6
Kemp	1	1	0	0	0-0	0-0	0	6
Sully	0	0	0	0	0-0	0-0	1	2
Vann	0	0	0	0	0-0	0-0	1	2
Rams	38	16	16	6	37-38	25-33	2	346
Opponents	36	15	18	3	32-36	22-31	1	316

Sacks - Youngblood 9.5-58.5, Andrews 6.0-58.0, Doss 6.0-42.5, Owens 3.5-19.5, DeJurnett 3.0-23.0, Meisner 2.5-14.0, Wilcher 2.0-16.0, Green 2.0-11.0, Eckern 1.0-8.0, Reed 1.0-7.0, Newsome 1.0-3.0, Harris 0.5-3.0, Collins 0.5-1.5
TEAM: 38.0-265.0; Opp. 32.0-42.0.

Usual Starters

WR Ellard (16)	DE Youngblood (15)
LT Bain (16)	NT Meisner (16)
LG K. Hill (16)	DE Doss (16)
C Smith (16)	OLB Andrews (11)
RG Harrah (15)	ILB Collins (16)
RT Pankey (9)	ILB Ekern (16)
TE Da. Hill (16)	OLB Owens (16)
WR Dr. Hill (16)	CB Green (16)
QB Kemp (13)	CB Irvin (16)
FB Guman (13)	SS E. Harris (7)
RB Dickerson (16)	J. Johnson (7)
	FS Cromwell (11)

Passing	Att.	Comp.	Yds.	Pct.	Yds./Att.	TD	TD%	Int.	Int%	LG	Sack-Lost	Rating
Kemp	284	143	2021	50.4	7.12	13	4.6	7	2.5	63t	24-190	78.7
Ferragamo	66	29	317	43.9	4.80	2	3.0	8	12.1	68	7-42	29.2
Dils	7	4	44	57.1	6.29	1	14.3	1	14.3	14t	1-8	75.9
Dickerson	1	0	0	0.00	0.00	0	0.00	1	100.0	0	0-0	0.0
Rams	358	176	2382	49.2	6.65	16	4.5	17	4.7	68	32-240	65.9
Opponents	566	346	3964	61.1	7.00	18	3.2	17	3.0	64t	43-298	80.3

Rushing	No.	Yds.	Avg.	LG	TD
Dickerson	379	2105	5.6	66	14
Crutchfield	73	337	4.6	36	1
Redden	45	247	5.5	35	0
Kemp	34	153	4.5	23	1
Brown	2	25	12.5	16	0
Guman	1	2	2.0	2	0
Ferragamo	4	0	0.0	2	0
Ellard	3	-5	-1.7	5	0
Rams	541	2864	5.3	66	16
Opponents	449	1600	3.6	31t	15

Receiving	No.	Yds.	Avg.	LG	TD
Ellard	34	622	18.3	63t	6
Da. Hill	31	300	9.7	26	1
Brown	23	478	20.8	54	4
Dickerson	21	139	6.6	19	0
Guman	19	161	8.5	29	0
Dr. Hill	14	390	27.9	68	4
Grant	9	64	7.1	15	0
Farmer	7	75	10.7	23	0
Barber	7	42	6.0	11	0
J. McDonald	4	55	13.8	22	0
Redden	4	39	9.8	14	0
Crutchfield	2	11	5.5	7	1
Faulkner	1	6	6.0	6	0
Rams	176	2382	13.5	68	16
Opponents	346	3964	11.5	64t	18

Interceptions	No.	Yds.	Avg.	LG	TD
Irvin	5	166	33.2	81	2
Green	3	88	29.3	60	0
Cromwell	3	54	18.0	33t	1
Collins	2	43	21.5	40	0
J. Johnson	2	21	10.5	21	0
Newsome	1	31	31.0	31	0
Owens	1	-4	-4.0	-4	0
Rams	17	399	23.5	81t	3
Opponents	17	240	14.1	99t	2

Punting	No.	Yds.	Avg.	TB	In20	LG	Blk.
Misko	74	2866	38.7	9	21	58	0
Rams	74	2866	38.7	9	21	58	0
Opponents	71	2949	41.5	9	11	66	2

Punt Returns	No.	FC	Yds.	Avg.	LG	TD
Ellard	30	3	403	13.4	83t	2
Irvin	9	0	83	9.2	22	0
J. Johnson	1	1	3	3.0	3	0
Rams	40	4	489	12.2	83t	2
Opponents	35	21	196	5.6	26	0

Kickoff Returns	No.	Yds.	Avg.	LG	TD
Redden	23	530	23.0	40	0
Dr. Hill	26	543	20.9	40	0
Ellard	2	24	12.0	12	0
Irvin	2	33	16.5	22	0
Pleasant	2	48	24.0	29	0
Crutchfield	1	20	20.0	20	0
Guman	1	43	43.0	43t	1
Sully	1	3	3.0	3	0
Rams	58	1244	21.4	43t	1
Opponents	74	1288	17.4	43	0

Field Goals	1-19	20-29	30-39	40-49	50+	T
Lansford	2-2	9-9	10-13	3-7	1-2	25-33
Rams	2-2	9-9	10-13	3-7	1-2	25-33
Opponents	1-1	6-6	4-6	7-13	4-5	22-31

Lansford (31,36), (37,27), (35M), (46M, 45M, 29), (33,35,38M), (), (48M, 18), (), (33, 51M, 27, 32), (21,45,29), (21, 50), (35, 27), (25, 30), (35, 19, 41M), (41, 30M, 28, 42)

Opponents (31, 52), (25, 46M), (37M, 41), (), (44M), (52, 50, 37), (47), (42M, 39, 49M), (46, 46), (49, 43, 48M), (20, 52), (21, 54M, 36M), (26, 24), (), (21, 42, 18), (38, 48M)

COACH: JOHN ROBINSON

1983 (9-7) 2ND, NFC WEST



DATE	W/L	Score	Opponent	Attend.
9/4	W	16-6	@ New York Giants	(75,281)
9/11	W	30-27	NEW ORLEANS	(45,572)
9/18	L	24-27	@ Green Bay	(54,037)
9/25	L	24-27	@ New York Jets, OT	(52,070)
10/2	W	21-10	DETROIT	(49,403)
10/9	W	10-7	@ San Francisco	(59,119)
10/16	W	27-21	ATLANTA	(50,404)
10/23	L	35-45	SAN FRANCISCO	(66,070)
10/30	L	14-30	@ Miami	(72,715)
11/6	W	21-14	CHICAGO	(53,010)
11/14	W	36-13	@ Atlanta	(31,203)
11/20	L	20-42	WASHINGTON	(63,031)
11/27	W	41-17	BUFFALO	(48,246)
12/4	L	9-13	@ Philadelphia	(32,867)
12/11	L	7-21	NEW ENGLAND	(46,503)
12/18	W	26-24	@ New Orleans	(70,148)
12/26	W	24-17	@ Dallas	(43,521)
1/1	L	7-51	@ Washington	(55,363)

	RAMS	OPP.
First Downs	316	311
Rushing	148	118
Passing	150	179
Penalty	18	14
3rd Down Eff.	77-200-38.5%	87-219-39.7%
4th Down Eff.	0-7-0%	7-10-70%
Total Net Yards	5474	5392
Avg./Game	342.1	337.0
Total Plays	1023	1078
Avg./Play	5.4	5.0
Net Yards Rushing	2253	1781
Avg./Game	140.8	111.3
Total Rushes	511	489
Net Yards Passing	3221	3611
Avg./Game	201.3	225.7
Sacked-Yds. Lost	23-190	33-258
Gross Yards	3411	3869
Att-Comp-Int	489-286-23	556-319-24
Comp. %	58.5	57.4
Punts/Avg.	83-39.8	83-41.7
Net Avg.	33.9	32.9
Penalties/Yards	96-748	89-804
Fumbles/ Ball Lost	38-24	38-20
Touchdowns	47	42
Rushing	20	21
Passing	23	18
Returns	4	3

Score by Periods	1	2	3	4	OT	T
Rams	46	114	91	110	0	- 361
Opponents	63	98	75	105	3	- 344

Scoring	TD	Ru	Pa	Rt	PAT	FG	S	Pts
Dickerson	20	18	2	0	0-0	0-0	0	120
Nelson	0	0	0	0	33-37	5-11	0	48
Farmer	5	0	5	0	0-0	0-0	0	30
Dennard	5	0	5	0	0-0	0-0	0	30
Lansford	0	0	0	0	9-9	6-9	0	27
Guman	4	0	4	0	0-0	0-0	0	24
Barber	3	0	3	0	0-0	0-0	0	18
Redden	2	2	0	0	0-0	0-0	0	12
Da. Hill	2	0	2	0	0-0	0-0	0	12
J. Johnson	2	0	0	2	0-0	0-0	0	12
McDonald	1	0	1	0	0-0	0-0	0	6
Grant	1	0	1	0	0-0	0-0	0	6
Ellard	1	0	0	1	0-0	0-0	0	6
Cromwell	1	0	0	1	0-0	0-0	0	6
Ja. Youngblood	0	0	0	0	0-0	0-0	1	2
Team	0	0	0	0	0-0	0-0	1	2
Rams	47	20	23	4	42-47	11-20	2	361
Opponents	42	21	18	3	39-42	17-28	1	344

Sacks - Youngblood 10.5-85.5, Jeter 6.5-48.5, Doss 5.0-32.0, Owens 4.0-38.0, Andrews 3.0-28.0, Sully 1.0-9.0, Irvin 1.0-8.0, Collins 1.0-5.0, Johnson 1.0-1.0. TEAM: 33.0-255.0; Opp. 32.0-42.0.

Usual Starters

WR	Dennard (13)	DE	Youngblood (15)
LT	Bain (16)	NT	Meisner (10)
LG	K. Hill (16)	DE	Doss (16)
C	D. Smith (14)	OLB	Andrews (16)
RG	Harrah (15)	ILB	J. Collins (13)
RT	Slater (16)	ILB	Ekern (16)
TE	Barber (16)	OLB	Owens (16)
WR	Farmer (16)	CB	Green (16)
QB	Ferragamo (16)	CB	Irvin (13)
FB	Guman (13)	SS	Cromwell (16)
RB	Dickerson (16)	FS	J. Johnson (16)

Rushing	No.	Yds.	Avg.	LG	TD
Dickerson	390	1808	4.6	85t	18
Redden	75	372	5.0	40t	2
Guman	7	42	6.0	11	0
Alexander	7	28	4.0	15	0
Ferragamo	22	17	0.8	8	0
Ellard	3	7	2.3	12	0
Cromwell	1	0	0.0	0	0
Kemp	3	-2	-0.7	0	0
Farmer	1	-9	-9.0	-9	0
Grant	2	-10	-5.0	1	0
Rams	511	2253	4.4	85t	20
Opponents	489	1781	3.6	44	21

Receiving	No.	Yds.	Avg.	LG	TD
Barber	55	657	11.9	42t	3
Dickerson	51	404	7.9	37t	2
Farmer	40	556	13.9	46t	5
Guman	34	347	10.2	60	4
Dennard	33	465	14.1	61t	5
Da. Hill	28	280	10.0	34	2
Ellard	16	268	16.8	44	0
Grant	12	221	18.4	57	1
G. Jones	11	172	15.6	46	0
Redden	4	30	7.5	9	0
Alexander	1	10	10.0	10	0
McDonald	1	1	1.0	1t	1
Rams	286	3411	11.9	61t	23
Opponents	319	3869	12.1	48	18

Interceptions	No.	Yds.	Avg.	LG	TD
K. Collins	5	113	22.6	58	0
J. Johnson	4	115	28.8	60t	2
E. Harris	4	100	25.0	45	0
Irvin	4	42	10.5	22	0
Cromwell	3	76	25.3	43t	1
J. Collins	2	46	23.0	29	0
Andrews	1	22	22.0	22	0
Ekern	1	1	1.0	1	0
Rams	24	515	21.5	60t	3
Opponents	23	303	13.2	45	0

Punting	No.	Yds.	Avg.	TB	In20	LG	Bik.
Misko	83	3301	40.3	12	18	67	1
Rams	83	3301	40.3	12	18	67	1
Opponents	83	3465	41.7	10	15	61	0

Punt Returns	No.	FC	Yds.	Avg.	LG	TD
Ellard	16	4	217	13.6	72t	1
Irvin	25	3	212	8.5	20	0
J. Johnson	14	1	109	7.8	26	0
Rams	55	8	538	9.8	72t	1
Opponents	39	12	251	6.4	27	0

Kickoff Returns	No.	Yds.	Avg.	LG	TD
Redden	19	358	18.8	43	0
Ellard	15	314	20.9	44	0
Alexander	13	222	17.1	30	0
Guman	2	30	15.0	21	0
Irvin	1	22	22.0	22	0
Simmons	1	0	0.0	0	0
Barnett	1	0	0.0	0	0
Rams	52	946	18.2	44	0
Opponents	71	1325	18.7	46	0

Field Goals	1-19	20-29	30-39	40-49	50+	T
Lansford	0-0	3-3	1-1	2-4	0-1	6-9
Nelson	0-0	1-3	3-4	1-4	0-0	5-11
Rams	0-0	4-6	4-5	3-8	0-1	11-20
Opponents	1-1	6-6	8-9	1-8	1-4	17-28

Lansford (,), (,), (,), (,), (,), (,), (,), (,), (,), (37, 45B, 49), (27, 28, 48M, 28), (52M), (42)

Nelson (36, 40M), (,), (31, 27M), (47M, 34), (,), (41), (21M), (,), (,), (41M), (,), (36M, 27), (,), (,), (,)

Opponents (45M), (27, 46M, 30), (38), (47B, 34), (51), (51B), (,), (30), (50M, 32), (45M), (31, 23), (40M, 42, 33, 43M, 32, 19), (52M, 20), (49M), (41M), (20)

Passing	Att.	Comp.	Yds.	Pct.	Yds./Att.	TD	TD%	Int.	Int%	LG	Sack-Lost	Rating
Ferragamo	464	274	3276	59.1	7.06	22	4.7	23	5.3	61t	21-178	75.9
Kemp	25	12	135	48.0	5.40	1	4.0	0	0.0	21	2-12	77.9
Rams	489	286	3411	58.5	6.29	23	4.7	23	4.7	61t	23-190	76.0
Opponents	556	319	3869	57.4	6.13	18	3.2	24	4.3	48	33-258	71.7

COACH: RAY MALAVASI

1982 (2-7) 4TH, NFC WEST



DATE	W/L	Score	Opponent	Attend.
9/12	L	23-35	@ Green Bay	(53,694)
9/19	L	14-19	DETROIT	(59,470)
11/21	L	17-34	@ Atlanta	(39,686)
11/28	W	20-14	KANSAS CITY	(45,793)
12/2	L	24-30	SAN FRANCISCO	(58,574)
12/12	L	24-27	DENVER	(48,112)
12/18	L	31-37	@ Los Angeles Raiders	(56,646)
12/26	L	26-34	CHICAGO	(46,502)
1/2	W	21-20	@ San Francisco	(54,256)

	RAMS	OPP.
First Downs	163	193
Rushing	61	75
Passing	90	107
Penalty	12	11
3rd Down Eff.	43-117-36.8%	55-123-43.7%
4th Down Eff.	8-10-80.0%	2-4-50.0%
Total Net Yards	3024	3333
Avg./Game	336.0	370.3
Total Plays	563	606
Avg./Play	5.4	5.5
Net Yards Rushing	1025	1202
Avg./Game	113.9	133.6
Total Rushes	251	307
Net Yards Passing	1999	2131
Avg./Game	222.1	236.8
Sacked-Yds. Lost	15-137	18-159
Gross Yards	2136	2290
Att-Comp-Int	297-166-14	281-175-11
Comp. %	55.9	62.3
Punts/Avg.	46-42.6	42-38.1
Net Avg.	33.0	31.4
Penalties/Yards	63-550	64-531
Fumbles/ Ball Lost	23-10	15-7
Touchdowns	25	30
Rushing	13	13
Passing	11	16
Returns	1	1

Score by Periods	1	2	3	4	T
Rams	68	58	26	48	- 200
Opponents	34	80	41	95	- 250

Scoring	TD	Ru	Pa	Rt	PAT	FG	S	Pts
Tyler	13	9	4	0	0-0	0-0	0	78
Lansford	0	0	0	0	23-24	9-15	0	50
Guman	2	2	0	0	0-0	0-0	0	12
Dennard	2	0	2	0	0-0	0-0	0	12
Farmer	2	0	2	0	0-0	0-0	0	12
Barber	1	0	1	0	0-0	0-0	0	6
W. Miller	1	0	1	0	0-0	0-0	0	6
Cromwell	1	1	0	0	0-0	0-0	0	6
Battle	1	0	1	0	0-0	0-0	0	6
Ferragamo	1	1	0	0	0-0	0-0	0	6
Irvin	1	0	0	1	0-0	0-0	0	6
Team	0	0	0	0	0-1	0-0	0	0
Rams	25	13	11	1	23-25	9-15	0	200
Opponents	30	13	16	1	28-30	14-19	0	250

Usual Starters

WR	Dennard (9)	DE	Ja.Youngblood (9)
LT	Pankey (9)	DT	Fanning (8)
LG	K. Hill (9)	DT	C. Jones (9)
C	D. Smith (9)	DE	Doss (8)
RG	Harrah (9)	LLB	Reilly (2)
RT	Slater (9)	MLB	Ji.Youngblood (9)
TE	Barber (9)	RLB	Andrews (9)
WR	W. Miller (9)	CB	P.Thomas (9)
QB	Ferragamo (5)	CB	L. Smith (9)
FB	Guman (9)	SS	J.Johnson (9)
RB	Tyler (9)	FS	Cromwell (9)

Rushing	No.	Yds.	Avg.	LG	TD
Tyler	137	564	4.1	54	9
Guman	69	266	3.9	15	2
J. Thomas	16	80	5.0	11	0
B. Jones	11	73	6.6	17	0
Redden	8	24	3.0	7	0
Cromwell	1	17	17.0	17	1
W. Miller	1	5	5.0	5	0
Ferragamo	4	3	0.8	2	1
Alexander	1	3	3.0	3	0
Battle	1	1	1.0	1	0
Waddy	2	-11	-5.5	5	0
Rams	251	1025	4.1	54	13
Opponents	307	1202	3.9	32	13

Receiving	No.	Yds.	Avg.	LG	TD
Tyler	38	375	9.9	40	4
Guman	31	310	10.0	46	0
Dennard	25	383	15.3	39	2
Barber	18	166	9.2	21	1
Farmer	17	344	20.2	42t	2
W. Miller	15	346	23.1	85t	1
J. Thomas	8	49	6.1	11	0
D. Hill	7	92	13.1	23	0
Redden	4	16	4.0	11	0
Battle	2	62	31.0	51t	1
Alexander	1	-7	-7.0	-7	0
Rams	166	2136	12.9	85t	11
Opponents	175	2290	13.1	52	16

Interceptions	No.	Yds.	Avg.	LG	TD
Perry	3	57	19.0	33	0
Cromwell	3	33	11.0	21	0
P. Thomas	3	0	0.0	0	0
Ekern	1	9	9.0	9	0
J. Johnson	1	7	7.0	7	0
Rams	11	106	9.6	33	0
Opponents	14	98	7.0	19	0

Punting	No.	Yds.	Avg.	TB	In20	LG	Blk.
Misko	45	1961	43.6	2	10	59	1
Rams	45	1961	43.6	2	10	59	1
Opponents	42	1601	38.1	2	12	56	0

Punt Returns	No.	FC	Yds.	Avg.	LG	TD
Irvin	22	1	242	11.0	63t	1
Rams	22	1	242	11.0	63t	1
Opponents	31	2	401	12.9	93t	1

Kickoff Returns	No.	Yds.	Avg.	LG	TD
Redden	22	502	22.8	85	0
Sully	5	84	16.8	24	0
Alexander	8	139	17.4	32	0
Guman	8	102	12.8	24	0
D. Hill	2	42	21.0	24	0
Rams	45	869	19.3	85	0
Opponents	36	844	23.4	45	0

Field Goals	1-19	20-29	30-39	40-49	50+	T
Lansford....	0-0	4-5	5-8	0-0	0-2	9-15
Opponents	1-1	2-3	5-7	6-6	0-2	14-19

Lansford (32,29,28,51M), (39M), (28, 34M), (), (36, 52M), (39), (36), (29,37,32,27M), ()
Opponents (),(45,46,30,33), (38M, 49, 29), (57M), (33,44, 38), (47, 18), (24), (41, 31, 35M), (24B)

Passing	Att.	Comp.	Yds.	Pct.	Yds./Att.	TD	TD%	Int.	Int%	LG	Sack-Lost	Rating
Ferragamo	209	118	1609	56.5	7.70	9	4.3	9	4.3	85t	7-65	77.7
B. Jones	87	48	527	55.2	6.06	2	2.3	4	4.6	51t	8-72	61.8
Guman	1	0	0	0.0	0.0	0	0.0	1	100.0	0	0-0	0.0
Rams	297	166	2136	55.9	6.41	11	3.4	14	4.7	85t	15-137	71.3
Opponents	281	175	2290	62.3	7.03	16	5.7	11	3.9	52	18-159	90.6

COACH: RAY MALAVASI

1981 (6-10) 3RD, NFC WEST



DATE	W/L	Score.....	Opponent	Attend.
9/6	L	20-27	HOUSTON	(63,198)
9/13	L	17-23	@ New Orleans	(62,063)
9/20	W	35-23	GREEN BAY	(61,286)
9/28	W	24-7	@ Chicago	(62,461)
10/4	W	27-16	CLEVELAND	(63,924)
10/11	W	37-35	@ Atlanta	(57,841)
10/18	L	17-29	@ Dallas	(64,649)
10/25	L	17-20	@ San Francisco	(59,190)
11/1	W	20-13	DETROIT	(61,814)
11/8	L	13-21	NEW ORLEANS	(61,068)
11/15	L	10-24	@ Cincinnati	(56,836)
11/22	L	31-33	SAN FRANCISCO	(63,456)
11/29	L	0-24	@ Pittsburgh	(51,854)
12/6	L	7-10	@ New York Giants	(59,659)
12/14	W	21-16	ATLANTA	(57,054)
12/20	L	7-30	WASHINGTON	(52,224)

	RAMS	OPP.
First Downs	305	285
Rushing	142	125
Passing	134	128
Penalty	29	32
3rd Down Eff.	80-232-34.5%	77-231-32.1%
Total Net Yards	4793	5124
Avg./Game	299.6	320.3
Total Plays	1086	1067
Avg./Play	4.4	4.8
Net Yards Rushing	2236	2397
Avg./Game	139.8	149.8
Total Rushes	559	585
Net Yards Passing	2557	2727
Avg./Game	159.8	170.4
Sacked-Yds. Lost	50-451	43-330
Gross Yards	3008	3057
Att-Comp-Int	477-235-32	439-204-17
Comp. %	49.3	46.5
Punts/Avg.	89-42.0	94-41.0
Net Avg.	35.9	30.6
Penalties/Yards	117-916	118-1008
Fumbles/ Ball Lost	34-15	37-16
Touchdowns	36	39
Rushing	17	19
Passing	15	17
Returns	4	3

Score by Periods	1	2	3	4	T
Rams	51	115	49	88	- 303
Opponents	81	105	88	77	- 351

Scoring	TD	Ru	Pa	Rt	PAT	FG	S	Pts
Tyler	17	12	5	0	0-0	0-0	0	102
Corral	0	0	0	0	36-36	17-26	0	87
Dennard	4	0	4	0	0-0	0-0	0	24
Guman	4	4	0	0	0-0	0-0	0	24
Irvin	3	0	0	3	0-0	0-0	0	18
D. Hill	3	0	3	0	0-0	0-0	0	18
Arnold	2	0	2	0	0-0	0-0	0	12
Bryant	1	1	0	0	0-0	0-0	0	6
J. Harris	1	0	0	1	0-0	0-0	0	6
Childs	1	0	1	0	0-0	0-0	0	6
Rams	36	17	15	4	36-36	17-26	0	303
Opponents	39	19	17	3	37-39	26-33	1	351

Usual Starters

WR	Dennard (15)	DE	Ja.Youngblood (16)
LT	Pankey (12)	DT	Fanning (16)
LG	K. Hill (11)	DT	C. Jones (16)
C	D. Smith (13)	DE	Doss (8)
RG	Harrah (13)	LLB	Ji.Youngblood (16)
RT	Slater (11)	MLB	Ekern (16)
TE	Arnold (9)	RLB	Andrews (16)
WR	W. Miller (9)	CB	P.Thomas (9)
QB	Haden (11)	CB	Perry (16)
FB	Bryant (12)	SS	J. Johnson (16)
RB	Tyler (15)	FS	Cromwell (16)

Passing	Att.	Comp.	Yds.	Pct.	Yds./Att.	TD	TD%	Int.	Int%	LG	Sack-Lost	Rating
Rutledge	50	30	442	60.0	8.84	3	6.0	4	8.0	64	6-62	75.6
Haden	267	138	1815	51.7	6.80	9	3.4	13	4.9	67t	28-227	64.4
Pastorini	152	64	719	42.1	4.73	2	1.3	14	9.2	46	14-149	22.9
Kemp	6	2	25	33.3	4.17	0	0.0	1	16.7	19	2-13	7.6
Guman	1	1	7	100.0	7.00	1	100.0	0	0.0	0	0-0	135.4
Corral	1	0	0	0.0	0.00	0	0.0	0	0.0	0	0-0	39.6
Rams	477	235	3008	49.3	4.85	15	3.1	32	6.7	67t	50-451	51.9
Opponents	439	204	3057	46.5	6.96	17	3.9	17	3.9	64	43-330	90.6

Rushing	No.	Yds.	Avg.	LG	TD
Tyler	260	1074	4.1	69t	12
Bryant	109	436	4.0	20	1
Guman	115	433	3.8	18	4
J. Thomas	34	118	3.5	40	0
Haden	18	104	5.8	16	0
Dennard	6	29	4.8	21	0
Cromwell	1	17	17.0	17	0
D. Hill	1	14	14.0	14	0
Kemp	2	9	4.5	7	0
Pastorini	7	5	0.7	13	0
Childs	1	0	0.0	0	0
Rutledge	5	-3	-0.6	4	0
Rams	559	2236	4.0	69t	17
Opponents	585	2397	4.1	59t	19

Receiving	No.	Yds.	Avg.	LG	TD
Dennard	49	821	16.8	64	4
Tyler	45	436	9.7	67t	5
Waddy	31	460	14.8	46	0
Bryant	22	160	7.3	39	0
Arnold	20	212	10.6	24	2
Guman	18	130	7.2	14	0
D. Hill	16	355	22.2	45	3
Childs	12	145	12.1	39	1
W. Miller	10	147	14.7	20	0
Moore	7	105	15.0	35	0
J. Thomas	5	37	7.4	13	0
Rams	235	3008	12.8	67t	15
Opponents	204	3057	15.0	64	17

Interceptions	No.	Yds.	Avg.	LG	TD
Cromwell	5	94	18.8	94	0
P. Thomas	4	80	20.0	64	0
Irvin	3	18	6.0	18	0
Perry	3	18	6.0	10	0
Ji. Youngblood	1	20	20.0	20	0
J. Harris	1	7	7.0	7	0
Rams	17	237	13.9	94	0
Opponents	32	361	11.3	43	1

Punting	No.	Yds.	Avg.	TB	In20	LG	Blk.
Corral	89	3735	42.0	3	19	67	0
Rams	89	3735	42.0	3	19	67	0
Opponents	94	3856	41.0	15	16	72	0

Punt Returns	No.	FC	Yds.	Avg.	LG	TD
Irvin	46	6	615	13.4	84t	3
J. Johnson	1	2	39	39.0	39	0
D. Hill	2	0	22	11.0	12	0
Rams	49	8	676	13.8	84t	3
Opponents	52	8	481	9.3	55	0

Kickoff Returns	No.	Yds.	Avg.	LG	TD
D. Hill	60	1170	19.5	50	0
Sully	3	31	10.3	22	0
Meisner	1	17	17.0	17	0
J. Thomas	1	15	15.0	15	0
Guman	1	10	10.0	10	0
Penaranda	1	1	1.0	1	0
Pankey	1	0	0.0	0	0
Rams	68	1244	18.3	50	0
Opponents	60	1443	24.1	95t	2

Field Goals	1-19	20-29	30-39	40-49	50+	T
Corral	0-0	6-9	5-6	6-11	0-0	17-26
Opponents	3-3	4-5	8-11	10-12	1-2	26-33

Corral (35, 29M, 36), (40), (), (24), (22M, 38, 41), (25, 37, 25), (40), (49M, 25, 26M, 32M, 45M), (42, 31), (44, 24), (22), (44), (40B), (49M), (47M), ()
Opponents (50, 41, 44B), (45, 46, 34), (19, 23, 44), (), (35, 29B), (), (40, 39), (42, 18), (49, 45, 30M), (32M, 35M), (37), (47, 34, 32, 37), (21), (49M, 60M, 19), (45, 25, 22), (35)

COACH: RAY MALAVASI

1980 (11-5) 2ND, NFC WEST



DATE	W/L	Score	Opponent	Attend.
9/7	L	20-41	DETROIT	(64,892)
9/11	L	9-10	@ Tampa Bay	(66,576)
9/21	W	51-21	GREEN BAY	(63,850)
9/28	W	28-7	@ New York Giants	(73,414)
10/5	W	48-26	SAN FRANCISCO	(62,188)
10/12	W	21-13	@ St. Louis	(50,230)
10/19	W	31-17	@ San Francisco	(55,360)
10/26	L	10-13	@ Atlanta	(57,401)
11/2	W	45-31	NEW ORLEANS	(59,909)
11/9	L	14-35	MIAMI	(62,045)
11/16	W	17-14	@ New England	(60,609)
11/24	W	27-7	@ New Orleans	(53,448)
11/30	W	38-13	NEW YORK JETS	(59,743)
12/7	L	7-10	@ Buffalo, OT	(77,133)
12/15	W	38-14	DALLAS	(65,154)
12/21	W	20-17	ATLANTA, OT	(62,469)
12/28	L	13-34	@ Dallas	(64,533)

	RAMS	OPP.
First Downs	316	281
Rushing	144	112
Passing	157	141
Penalty	15	28
3rd Down Eff.	113-256-44.1%	70-230-30.4%
Total Net Yards	6006	4546
Avg./Game	375.4	284.1
Total Plays	1095	1011
Avg./Play	5.5	4.5
Net Yards Rushing	2799	1945
Avg./Game	174.9	121.6
Total Rushes	615	445
Net Yards Passing	3207	2601
Avg./Game	200.4	162.6
Sacked-Yds. Lost	29-234	56-496
Gross Yards	3441	3097
Att-Comp-Int	451-261-23	510-245-25
Comp. %	57.9	48.0
Punts/Avg.	36-39.5	90-42.1
Net Avg.	33.1	36.2
Penalties/Yards	118-973	83-778
Fumbles/ Ball Lost	29-13	30-17
Touchdowns	54	38
Rushing	17	13
Passing	31	23
Returns	6	2

Score by Periods	1	2	3	4	OT	T
Rams	95	172	92	62	3	-424
Opponents	30	89	54	113	3	-289

Scoring	TD	Ru	Pa	Rt	PAT	FG	S	Pts
Corral	0	0	0	0	51-52	16-30	0	99
Peacock	9	7	2	0	0-0	0-0	0	54
W. Miller	8	0	8	0	0-0	0-0	0	48
Bryant	6	3	3	0	0-0	0-0	0	36
Dennard	6	0	6	0	0-0	0-0	0	36
Waddy	5	0	5	0	0-0	0-0	0	30
Guman	4	4	0	0	0-0	0-0	0	24
D. Hill	3	0	2	1	0-0	0-0	0	18
Hicks	3	0	3	0	0-0	0-0	0	18
J. Thomas	3	2	0	1	0-0	0-0	0	18
Cromwell	1	0	0	1	1-1	0-0	0	7
Ferragamo	1	1	0	0	0-0	0-0	0	6
Moore	1	0	1	0	0-0	0-0	0	6
Arnold	1	0	1	0	0-0	0-0	0	6
Ji. Youngblood	1	0	0	1	0-0	0-0	0	6
Perry	1	0	0	1	0-0	0-0	0	6
J. Johnson	1	0	0	1	0-0	0-0	0	6
TEAM	0	0	0	0	0-1	0-0	0	0
Rams	54	17	31	6	52-54	16-30	0	424
Opponents	38	13	23	2	34-38	9-20	0	289

Usual Starters

WR	Dennard (16)	DE	Ja. Youngblood (16)
LT	France (16)	DT	Brooks (14)
LG	K. Hill (16)	DT	C. Jones (15)
C	Saul (16)	DE	Dryer (16)
RG	Harrah (8)	LLB	Ji. Youngblood (15)
RT	Slater (15)	MLB	Reynolds (16)
TE	Hicks (14)	RLB	Andrews (8)
WR	Waddy (15)	CB	P. Thomas (14)
QB	Ferragamo (15)	CB	Perry (16)
FB	Bryant (16)	SS	J. Johnson (16)
RB	Peacock (9)	FS	Cromwell (16)

Passing	Att.	Comp.	Yds.	Pct.	Yds./Att.	TD	TD%	Int.	Int%	LG	Sack-Lost	Rating
Ferragamo	404	240	3199	59.4	7.92	30	7.4	19	4.7	74t	23-191	89.7
Haden	41	19	185	46.3	4.51	0	0.0	4	9.8	23	4-30	19.9
Guman	1	1	31	100.0	31.00	1	100.0	0	0.0	31t	1-5	158.3
Rutledge	4	1	26	25.0	6.50	0	0.0	0	0.0	26	1-8	54.2
Cromwell	1	0	0	0.0	0.00	0	0.0	0	0.0	0	0-0	39.6
Rams	451	261	3441	57.9	6.68	31	6.9	23	5.1	74t	29-234	83.8
Opponents	510	245	3097	48.0	4.59	23	4.5	25	4.9	60	56-496	62.0

Rushing	No.	Yds.	Avg.	LG	TD
Bryant	183	807	4.4	20	3
Peacock	164	777	4.7	36	7
J. Thomas	65	427	6.6	61	2
Guman	100	410	4.1	17	4
Tyler	30	157	5.2	17	0
E. Hill	39	120	3.1	19	0
Ferragamo	15	34	2.3	15	1
Dennard	2	20	10.0	21	0
Hicks	1	19	19.0	19	0
Mitchell	7	16	2.3	5	0
Haden	3	12	4.0	6	0
D. Hill	1	4	4.0	4	0
Cromwell	2	0	0.0	0	0
Lee	1	-1	-1.0	-1	0
Waddy	1	-1	-1.0	-1	0
W. Miller	1	-2	-2.0	-2	0
Rams	615	2799	4.6	61	17
Opponents	445	1945	4.4	65	13

Receiving	No.	Yds.	Avg.	LG	TD
Bryant	53	386	7.3	25	3
Waddy	38	670	17.6	44t	5
Dennard	36	596	16.6	44	6
Peacock	25	213	8.5	59t	2
Hicks	23	318	13.8	32t	3
W. Miller	22	358	16.3	45	8
D. Hill	19	416	21.9	74t	2
Guman	14	131	9.4	41	0
Moore	10	168	16.8	37	1
Arnold	5	75	15.0	33	1
J. Thomas	5	30	6.0	11	0
E. Hill	4	29	7.3	11	0
Nelson	3	22	7.3	12	0
Mitchell	2	21	10.5	13	0
Tyler	2	8	4.0	5	0
Rams	261	3441	13.2	74t	31
Opponents	245	3097	12.6	60	23

Interceptions	No.	Yds.	Avg.	LG	TD
Cromwell	8	140	17.5	34	1
Perry	5	115	23.0	83t	1
J. Johnson	3	102	34.0	99t	1
P. Thomas	3	14	4.7	14	0
Irvin	2	80	40.0	80	0
Delaney	2	42	21.0	27	0
Ji. Youngblood	1	33	33.0	33t	1
Reynolds	1	20	20.0	20	0
Rams	25	546	21.8	99t	4
Opponents	23	302	13.3	47	1

Punting	No.	Yds.	Avg.	TB	In20	LG	Blk.
Corral	36	3002	39.5	5	14	65	1
Rams	36	3002	39.5	5	14	65	1
Opponents	90	3789	42.1	11	28	63	1

Punt Returns	No.	FC	Yds.	Avg.	LG	TD
Irvin	42	7	296	7.0	26	0
Waddy	2	0	10	5.0	10	0
Guman	2	1	6	3.0	3	0
J. Johnson	1	4	3	3.0	3	0
Cromwell	0	2	0	0.0	0	0
Rams	47	14	315	6.7	26	0
Opponents	42	5	353	8.4	32	0

Kickoff Returns	No.	Yds.	Avg.	LG	TD
D. Hill	43	880	20.5	98t	1
Guman	2	25	12.5	13	0
P. Thomas	1	12	12.0	12	0
J. Thomas	2	21	10.5	15	0
Sully	4	36	9.0	20	0
Irvin	1	5	5.0	5	0
Rams	53	979	18.5	98t	1
Opponents	78	1553	19.9	88	0

Field Goals	1-19	20-29	30-39	40-49	50+	T
Corral	1-1	11-12	2-5	2-9	0-3	16-30
Opponents	1-1	1-1	4-7	2-9	1-2	9-20

Corral (, (42, 32, 27), (29), (, (28, 35), (43M, 41M), (47), (23, 41M, 55M), (27, 22M), (, (29), (53M, 59M, 23, 19), (25, 49M, 43M), (39M), (33M, 27), (47M, 26, 37M, 47M, 23)

Opponents (52, 38),(40M, 43), (, (, (, (44M, 44M), (39), (44M), (47M, 36), (, (47M), (47M), (22, 40), (38M, 38M, 30), (51M), (39M, 18)

COACH: RAY MALAVASI

1979 (9-7) 1ST, NFC WEST



DATE	W/L	Score.....	Opponent	Attend.
9/2	L	17-24	OAKLAND	(59,000)
9/6	W	13-9	@ Denver	(74,884)
9/16	W	27-24	SAN FRANCISCO	(44,303)
9/23	L	6-21	@ Tampa Bay	(69,497)
9/30	W	21-0	ST. LOUIS	(48,160)
10/7	W	35-17	@ New Orleans	(68,986)
10/14	L	6-30	@ Dallas	(64,462)
10/21	L	16-40	SAN DIEGO	(64,245)
10/28	L	14-20	NEW YORK GIANTS	(43,376)
11/4	W	24-0	@ Seattle	(62,048)
11/11	L	23-27	@ Chicago	(51,483)
11/19	W	20-14	ATLANTA	(54,097)
11/25	W	26-20	@ San Francisco	(49,282)
12/2	W	27-21	MINNESOTA, OT	(56,700)
12/9	W	34-13	@ Atlanta	(49,236)
12/16	L	14-29	NEW ORLEANS	(53,879)
12/30	W	21-19	@ Dallas	(64,792)
1/6	W	9-0	@ Tampa Bay	(72,033)
1/20	L	19-31	PITTSBURGH (SB XIV)	(103,985)

	RAMS	OPP.
First Downs	299	266
Rushing	134	115
Passing	138	133
Penalty	27	18
3rd Down Eff.	91-256-35.5%	85-251-33.9
Total Net Yards	5133	4553
Avg./Game	320.8	284.6
Total Plays	1087	1054
Avg./Play	4.7	4.3
Net Yards Rushing	2460	1997
Avg./Game	153.8	124.8
Total Rushes	592	548
Net Yards Passing	2673	2556
Avg./Game	167.1	159.8
Sacked-Yds. Lost	39-359	52-451
Gross Yards	3032	3007
Att-Comp-Int	456-242-29	454-220-25
Comp. %	53.1	48.5
Punts/Avg.	95-39.3	108-40.3
Net Avg.	33.6	35.0
Penalties/Yards	98-743	105-993
Fumbles/ Ball Lost	38-20	38-16
Touchdowns	41	38
Rushing	16	13
Passing	19	24
Returns	6	1

Score by Periods	1	2	3	4	OT	T
Rams	80	131	47	59	6	- 323
Opponents	47	98	81	83	0	- 309

Scoring	TD	Ru	Pa	Rt	PAT	FG	S	Pts
Corral	0	0	0	0	36-39	13-25	0	75
Tyler	10	9	1	0	0-0	0-0	0	60
Bryant	5	5	0	0	0-0	0-0	0	30
Dennard	4	0	4	0	0-0	0-0	0	24
Nelson	3	0	3	0	0-0	0-0	0	18
Waddy	3	0	3	0	0-0	0-0	0	18
E. Hill	2	1	1	0	0-0	0-0	0	12
Jessie	2	0	2	0	0-0	0-0	0	12
Young	2	0	2	0	0-0	0-0	0	12
Ji. Youngblood	2	0	0	2	0-0	0-0	0	12
Cromwell	1	0	0	0	0-0	0-0	0	6
J. Harris	1	0	0	1	0-0	0-0	0	6
D. Hill	1	0	1	0	0-0	0-0	0	6
Jodat	1	0	0	1	0-0	0-0	0	6
Justin	1	0	0	1	0-0	0-0	0	6
W. Miller	1	0	1	0	0-0	0-0	0	6
Reynolds	1	0	0	1	0-0	0-0	0	6
R. Smith	1	0	1	0	0-0	0-0	0	6
TEAM	0	0	0	0	0-1	0-0	1	2
Rams	41	16	19	6	36-40	13-25	1	323
Opponents	38	13	24	1	35-38	14-21	2	309

Usual Starters

WR	Dennard (11)	DE	Ja.Youngblood (16)
LT	France (13)	DT	Brooks (16)
LG	K. Hill (9)	DT	Fanning (16)
C	Saul (16)	DE	Dryer (16)
RG	Harrah (12)	LLB	Ji.Youngblood (16)
RT	Slater (16)	MLB	Reynolds (16)
TE	Nelson (16)	RLB	Budzinski (16)
WR	Waddy (6)	CB	O'Steen (12)
QB	Haden (10)	CB	Perry (7)
FB	Bryant (16)		P. Thomas (7)
RB	Tyler (12)	SS	Elmendorf (16)
		FS	Cromwell (16)

Passing	Att.	Comp.	Yds.	Pct.	Yds./Att.	TD	TD%	Int.	Int%	LG	Sack-Lost	Rating
Haden	290	163	1854	56.2	6.39	11	3.8	14	4.8	50	21-178	68.2
Ferragamo	110	53	778	48.2	7.07	5	4.5	10	9.1	71t	11-115	48.8
Rutledge	32	13	125	40.6	3.91	1	3.1	4	12.5	22	3-27	23.0
Lee	22	11	243	50.0	11.05	2	9.1	1	4.5	41t	4-39	101.4
Clark	2	2	32	100.0	16.00	0	0.0	0	0.0	30	0-0	118.8
Rams	456	242	3032	53.1	5.40	19	4.2	29	6.4	71t	39-359	61.4
Opponents	454	220	3007	48.5	5.05	24	5.3	25	5.5	68t	52-451	64.7

Rushing	No.	Yds.	Avg.	LG	TD
Tyler	218	1109	5.1	63t	9
Bryant	177	619	3.5	15	5
McCutcheon	73	243	3.3	21	0
Peacock	52	224	4.3	15	0
E. Hill	29	114	3.9	27	1
Haden	16	97	6.1	17	0
Dennard	4	32	8.0	15	0
Rutledge	5	27	5.4	14	0
Jodat	6	6	1.0	4	0
Cromwell	1	5	5.0	5	1
W. Miller	1	4	4.0	4	0
Clark	1	3	3.0	3	0
Ferragamo	3	-2	-0.7	2	0
Lee	4	-5	-1.3	0	0
Nelson	2	-16	-8.0	-6	0
Rams	592	2460	4.2	63t	16
Opponents	548	1997	3.6	27	13

Receiving	No.	Yds.	Avg.	LG	TD
Dennard	43	766	17.8	50	4
Tyler	32	308	9.6	71t	1
Bryant	31	227	7.3	24	0
Nelson	25	293	11.7	26	3
Peacock	21	261	12.4	49	0
McCutcheon	19	101	5.3	11	0
R. Smith	16	300	18.8	38	1
Waddy	14	220	15.7	40t	3
Young	13	144	11.1	23	2
Jessie	11	169	15.4	39t	2
W. Miller	8	111	13.9	23	1
D. Hill	4	94	23.5	43	1
E. Hill	4	36	9.0	21t	1
Andrews	1	2	2.0	2	0
Rams	242	3032	12.5	71t	19
Opponents	220	3007	13.7	68t	24

Interceptions	No.	Yds.	Avg.	LG	TD
Cromwell	5	109	21.8	34	0
Ji. Youngblood	5	89	17.8	34t	2
O'Steen	4	42	10.5	36	0
Elmendorf	3	39	13.0	32	0
Brown	3	32	10.7	25	0
P. Thomas	3	5	1.7	5	0
Brudzinski	1	26	26.0	26	0
Justin	1	13	13.0	13	0
Rams	25	355	14.2	36	2
Opponents	29	387	13.3	50	0

Punting	No.	Yds.	Avg.	TB	In20	LG	Blk.
Clark	93	3731	40.1	7	17	60	2
Rams	95	3731	39.3	7	17	60	2
Opponents	108	4347	40.3	11	20	73	2

Punt Returns	No.	FC	Yds.	Avg.	LG	TD
Brown	56	19	332	5.9	30	0
D. Hill	1	0	0	0.0	0	0
Justin	1	0	-2	-2.0	-2	0
Rams	58	19	330	5.7	30	0
Opponents	59	6	405	6.9	18	0

Kickoff Returns	No.	Yds.	Avg.	LG	TD
D. Hill	40	803	20.1	39	0
E. Hill	15	305	20.3	43	0
Brown	5	103	20.6	28	0
Peacock	3	46	15.3	18	0
Jodat	2	19	9.5	19	0
Tyler	1	16	16.0	16	0
Rams	66	1292	19.6	55	0
Opponents	58	1303	22.5	70	0

Field Goals	1-19	20-29	30-39	40-49	50+	T
Corral	1-1	5-5	2-6	5-12	0-1	13-25
Opponents	1-1	1-2	10-12	2-5	0-1	14-21

Corral (46), (30, 34, 40M), (49, 43), (47M, 47M), (52M, 38M), (), (42, 41), (42), (33), (40M, 23), (27, 47M), (), (23, 24, 39M), (39), (45M, 18, 24), ()
Opponents (38),(), (32), (32B), (31M), (32), (32), (37, 31), (49, 71M, 31), (), (38, 35), (), (24M, 43, 19), (46, 43B), (), (49M, 35, 24)

COACH: RAY MALAVASI

1978 (12-4) 1ST, NFC WEST



DATE	W/L	Score.....	Opponent	Attend.
9/3	W	16-14	@ Philadelphia	(64,721)
9/10	W	10-0	ATLANTA	(46,201)
9/17	W	27-14	DALLAS	(65,749)
9/24	W	10-6	@ Houston	(45,749)
10/1	W	26-20	@ New Orleans	(61,654)
10/8	W	27-10	SAN FRANCISCO	(59,337)
10/15	W	34-17	@ Minnesota	(46,551)
10/22	L	3-10	NEW ORLEANS	(47,574)
10/30	L	7-15	@ Atlanta	(57,250)
11/5	W	26-23	TAMPA BAY	(55,182)
11/12	W	10-7	PITTSBURGH	(63,089)
11/19	W	31-28	@ San Francisco	(45,022)
11/26	L	19-30	@ Cleveland	(55,158)
12/3	W	20-17	@ New York Giants	(62,629)
12/11	L	19-20	CINCINNATI	(47,471)
12/17	W	31-14	GREEN BAY	(42,500)
12/31	W	34-10	MINNESOTA	(69,631)
1/7	L	0-28	DALLAS	(67,470)

	RAMS	OPP.
First Downs	301	229
Rushing	128	89
Passing	148	113
Penalty	25	27
3rd Down Eff.	92-245-37.6%	80-236-33.9%
Total Net Yards	5182	3893
Avg./Game	323.9	243.3
Total Plays	1109	951
Avg./Play	4.7	4.1
Net Yards Rushing	2308	1845
Avg./Game	144.3	115.3
Total Rushes	609	505
Net Yards Passing	2874	2048
Avg./Game	179.6	128.0
Sacked-Yds. Lost	34-235	47-401
Gross Yards	3109	2449
Att-Comp-Int	466-236-22	399-188-28
Comp. %	50.6	47.1
Punts/Avg.	85-36.1	104-38.0
Net Avg.	32.3	30.2
Penalties/Yards	133-1169	100-755
Fumbles/ Ball Lost	39-22	33-15
Touchdowns	33	28
Rushing	12	11
Passing	13	15
Returns	8	2

Score by Periods	1	2	3	4	T
Rams	66	100	37	113	- 316
Opponents	20	70	57	98	- 245

Scoring	TD	Ru	Pa	Rt	PAT	FG	S	Pts
Corral	0	0	0	0	31-33	29-43	0	118
Bryant	7	7	0	0	0-0	0-0	0	42
W. Miller	5	0	5	0	0-0	0-0	0	30
Cappelletti	4	3	1	0	0-0	0-0	0	24
Jessie	4	0	4	0	0-0	0-0	0	24
Perry	3	0	0	3	0-0	0-0	0	18
Cromwell	2	1	0	1	0-0	0-0	0	12
McCutcheon	2	0	2	0	0-0	0-0	0	12
Waddy	1	0	1	0	0-0	0-0	0	6
Scales	1	0	0	1	0-0	0-0	0	6
Nelson	1	1	0	0	0-0	0-0	0	6
Brudzinski	1	0	0	1	0-0	0-0	0	6
Robertson	1	0	0	1	0-0	0-0	0	6
P. Thomas	1	0	0	1	0-0	0-0	0	6
Rams	33	12	13	8	31-33	29-43	0	316
Opponents	28	11	15	2	26-28	17-26	0	245

Usual Starters

WR	Jessie (16)	DE	Ja.Youngblood (16)
LT	France (16)	DT	Brooks (14)
LG	Mack (16)	DT	C. Jones (16)
C	Saul (15)	DE	Dryer (16)
RG	Harrah (15)	LLB	Ji.Youngblood (16)
RT	J. Williams (16)	MLB	Reynolds (16)
TE	Nelson (13)	RLB	Budzinski (10)
WR	W. Miller (14)	CB	P. Thomas (12)
QB	Haden (16)	CB	Perry (16)
FB	Bryant (9)	SS	Elmendorf (16)
	Cappelletti (14)	FS	Simpson (16)

Rushing	No.	Yds.	Avg.	LG	TD
Bryant	178	658	3.7	26	7
Cappelletti	174	604	3.5	26	3
McCutcheon	118	420	3.6	18	0
Haden	33	206	6.2	24	0
Jodat	26	100	3.8	18	0
Phillips	28	81	2.9	11	0
Nelson	6	67	11.2	17	1
Latin	18	64	3.6	11	0
Tyler	14	45	3.2	18	0
Waddy	5	31	6.2	11	0
Cromwell	1	16	16.0	16t	1
Ferragamo	2	10	5.0	12	0
Davis	3	7	2.3	4	0
Young	2	6	3.0	5	0
W. Miller	1	-7	-7.0	-7	0
Rams	609	2308	3.8	26	12
Opponents	505	1845	3.7	57t	11

Receiving	No.	Yds.	Avg.	LG	TD
W. Miller	50	767	15.3	52	5
Jessie	49	752	15.3	47t	4
Cappelletti	41	382	9.3	37	1
Nelson	23	344	15.0	52	0
Young	18	213	11.8	19	0
Waddy	14	258	18.4	68t	1
McCutcheon	12	76	6.3	33	2
Bryant	8	76	9.5	37	0
Phillips	7	48	6.9	16	0
Scales	5	105	21.0	38	0
Dennard	3	35	11.7	15	0
Jodat	3	21	7.0	10	0
Tyler	2	17	8.5	16	0
R. Smith	1	15	15.0	15	0
Rams	236	3109	12.2	68t	13
Opponents	188	2449	13.0	66	15

Interceptions	No.	Yds.	Avg.	LG	TD
Perry	8	117	14.6	44t	3
P. Thomas	8	96	12.0	33t	1
Simpson	5	82	16.4	28	0
Elmendorf	3	20	6.7	12	0
Ji. Youngblood	2	50	25.0	36	0
Brudzinski	1	31	31.0	31t	1
Cromwell	1	31	31.0	31	0
Rams	28	427	15.3	44t	5
Opponents	22	269	12.2	44	0

Punting	No.	Yds.	Avg.	TB	In20	LG	Blk.
Walker	83	3069	37.0	5	26	61	2
Rams	83	3069	36.1	5	26	61	2
Opponents	104	3956	38.0	5	15	58	2

Punt Returns	No.	FC	Yds.	Avg.	LG	TD
Wallace	52	5	618	11.9	58	0
Brown	1	0	13	13.0	13	0
Bryant	3	0	27	9.0	21	0
Cromwell	1	2	8	8.0	8	0
Waddy	10	0	45	4.5	12	0
Rams	67	7	711	10.6	58	0
Opponents	38	19	223	5.9	57t	1

Kickoff Returns	No.	Yds.	Avg.	LG	TD
Latin	22	467	21.2	41	0
Jodat	22	447	20.3	35	0
Marshall	2	50	25.0	38	0
Phillips	3	52	17.3	24	0
Tyler	2	31	15.5	21	0
D. Smith	1	8	8.0	8	0
Rams	52	1055	20.3	41	0
Opponents	64	1335	20.9	89t	1

Field Goals	1-19	20-29	30-39	40-49	50+	T
Corral	2-2	13-15	8-12	6-13	0-1	29-43
Opponents	0-0	7-8	7-13	3-4	0-1	17-26

Corral (29, 47, 46, 48M), (19), (47M), (25, 29B), (51M, 49M, 34, 39), (47, 45M, 38), (31, 40, 38M), (20, 38B), (49M, 43M), (29, 27, 32, 27), (25M, 37), (24, 31M), (25, 46, 26B, 27, 48), (27, 44M, 35), (37, 30, 29, 17), (24)

Opponents (37B), (1), (49M), (32, 20), (26M), (25), (38),(32),(21, 37, 30, 26, 37), (42, 31M, 25, 30), (31M, 53M), (39M, 35M), (41), (27), (24, 37B, 42), (1)

Passing	Att.	Comp.	Yds.	Pct.	Yds./Att.	TD	TD%	Int.	Int%	LG	Sack-Lost	Rating
Haden	444	229	2995	51.6	6.75	13	2.9	19	4.3	68t	32-216	65.0
Ferragamo	20	7	114	35.0	5.70	0	0.0	2	10.0	28	2-19	15.4
McCutcheon	1	0	0	0.0	0.00	0	0.0	0	0.0	0	0-0	39.6
Walker	1	0	0	0.0	0.00	0	0.0	1	100.0	0	0-0	0.0
Rams	466	236	3109	50.6	5.75	13	2.8	22	4.9	68t	34-235	61.8
Opponents	399	188	2449	47.1	5.13	15	3.8	28	7.1	66	47-401	50.2

COACH: CHUCK KNOX

1977 (10-4) 1st, NFC WEST



DATE	W/L	Score.....Opponent	Attend.
9/18	L	6-17@ Atlanta	(55,649)
9/25	W	20-0PHILADELPHIA	(46,031)
10/2	W	34-14SAN FRANCISCO	(55,466)
10/10	L	23-24@ Chicago	(51,412)
10/16	W	14-7NEW ORLEANS	(46,045)
10/24	W	35-3MINNESOTA	(62,414)
10/30	L	26-27@ New Orleans	(59,023)
11/6	W	31-0TAMPA BAY	(45,493)
11/13	W	24-6@ Green Bay	(52,948)
11/20	W	23-10@ San Francisco	(56,779)
11/27	W	9-0@ Cleveland	(70,352)
12/4	W	20-14OAKLAND	(67,075)
12/11	W	23-7ATLANTA	(52,574)
12/17	L	14-17@ Washington	(54,208)
12/26	L	7-14MINNESOTA	(62,538)

	RAMS	OPP.
First Downs	270	203
Rushing	139	90
Passing	112	94
Penalty	19	19
3rd Down Eff.	100-228-43.9%	59-200-29.5%
Total Net Yards	4591	3575
Avg./Game	327.9	255.4
Total Plays	985	868
Avg./Play	4.7	4.1
Net Yards Rushing	2575	1698
Avg./Game	183.9	121.3
Total Rushes	621	462
Net Yards Passing	2016	1877
Avg./Game	144.0	134.1
Sacked-Yds. Lost	25-237	36-359
Gross Yards	2253	2236
Att-Comp-Int	339-182-11	370-180-25
Comp. %	53.7	48.6
Punts/Avg.	73-35.2	89-38.7
Net Avg.	31.4	33.2
Penalties/Yards	89-869	94-825
Fumbles/ Ball Lost	32-17	26-16
Touchdowns	36	18
Rushing	19	7
Passing	16	11
Returns	1	0

Score by Periods	1	2	3	4	T
Rams	68	102	41	91	- 302
Opponents	34	45	30	37	- 146

Scoring	TD	Ru	Pa	Rt	PAT	FG	S	Pts
Septien	0	0	0	0	32-35	18-30	0	86
McCutcheon	9	7	2	0	0-0	0-0	0	54
Cappelletti	6	5	1	0	0-0	0-0	0	36
H. Jackson	6	0	6	0	0-0	0-0	0	36
Tyler	3	3	0	0	0-0	0-0	0	18
Nelson	3	0	3	0	0-0	0-0	0	18
Haden	2	2	0	0	0-0	0-0	0	12
Jodat	2	1	1	0	0-0	0-0	0	12
Phillips	1	1	0	0	0-0	0-0	0	6
Scales	1	0	1	0	0-0	0-0	0	6
Young	1	0	1	0	0-0	0-0	0	6
Ji. Youngblood	1	0	0	1	0-0	0-0	0	6
Waddy	1	0	1	0	0-0	0-0	0	6
Bad Snap	0	0	0	0	0-1	0-0	0	0
Rams	36	19	16	1	32-36	18-30	0	302
Opponents	18	7	11	0	17-18	7-18	0	146

Usual Starters

WR Jackson (14)	DE Ja. Youngblood (14)
LT France (13)	DT Brooks (14)
LG Mack (14)	DT C. Jones (14)
C Saul (14)	DE Dryer (14)
RG Harrah (8)	LLB Ji. Youngblood (14)
RT Jo. Williams (14)	MLB Reynolds (6)
TE Nelson (14)	RLB Robertson (14)
WR Waddy (11)	CB P. Thomas (12)
QB Haden (10)	CB Jackson (14)
FB Cappelletti (14)	SS Elmendorf (14)
RB McCutcheon (14)	FS Simpson (14)

Passing	Att.	Comp.	Yds.	Pct.	Yds./Att.
Haden	216	122	1551	56.5	7.18
Namath	107	50	606	46.7	5.66
Ferragamo	15	9	83	60.0	5.53
Walker	1	1	13	100.0	13.00
Rams	339	182	2253	53.7	5.54
Opponents	370	180	2236	48.6	4.62

Rushing	No.	Yds.	Avg.	LG	TD
McCutcheon	294	1238	4.2	48	7
Cappelletti	178	598	3.4	15	5
Tyler	61	317	5.2	44t	3
Phillips	37	183	4.9	25	1
Haden	29	106	3.7	23	2
Bryant	6	42	7.0	24	0
Waddy	2	34	17.0	30	0
Nelson	3	31	10.3	18	0
Jodat	5	15	3.0	5	1
H. Jackson	1	6	6.0	6	0
Namath	4	5	1.3	7	0
Ferragamo	1	0	0.0	0	0
Rams	621	2575	4.1	48	19
Opponents	462	1698	3.7	51	7

Receiving	No.	Yds.	Avg.	LG	TD
H. Jackson	48	666	13.9	58	6
Nelson	31	401	12.9	46	3
Cappelletti	28	228	8.1	25t	1
McCutcheon	25	274	11.0	30	2
Waddy	23	355	15.4	42	1
Jessie	9	139	15.4	21	0
Scales	5	104	20.8	32	1
Young	5	35	7.0	17	1
Bryant	4	28	7.0	14	0
Wallace	1	13	13.0	13	0
Phillips	1	5	5.0	5	0
Tyler	1	3	3.0	3	0
Jodat	1	2	2.0	2t	1
Rams	182	2253	12.4	58	16
Opponents	180	2236	12.4	73t	11

Interceptions	No.	Yds.	Avg.	LG	TD
Simpson	6	157	26.2	42	0
P. Thomas	5	97	19.4	30	0
M. Jackson	5	73	14.6	33	0
Elmendorf	2	51	25.5	27	0
Ji. Youngblood	2	27	13.5	25t	1
Brudzinski	2	24	12.0	23	0
Wallace	1	23	23.0	23	0
Robertson	1	20	20.0	20	0
Perry	1	0	0.0	0	0
Rams	25	472	18.9	42	1
Opponents	11	136	12.4	43	0

Punting	No.	Yds.	Avg.	TB	In20	LG	Bik.
Walker	73	2568	35.2	8	11	56	0
Opponents	88	3440	38.7	8	15	68	0

Punt Returns	No.	FC	Yds.	Avg.	LG	TD
Bryant	20	1	141	7.1	26	0
Waddy	31	5	219	7.1	48	0
Rams	51	6	360	7.1	48	0
Opponents	29	15	116	4.0	12	0

Kickoff Returns	No.	Yds.	Avg.	LG	TD
Tyler	24	523	21.8	37	0
Jodat	5	129	25.8	38	0
Bryant	2	35	17.5	26	0
Phillips	1	10	10.0	10	0
Ekern	1	8	8.0	8	0
Rams	33	705	21.4	38	0
Opponents	53	1156	21.8	36	0

Field Goals	1-19	20-29	30-39	40-49	50+	T
Septien	1-1	10-11	5-6	2-10	0-2	18-30
Opponents	0-0	1-2	4-7	2-8	0-1	7-18

Septien (), (20, 23, 46M), (33, 36M, 24), (22, 29, 43M, 24), (29M),(),(36, 27, 52M), (31, 41M),(48M, 32, 41M),(45, 25,20, 46M), (18),(46M, 21, 44), (36),(51M, 40M)

Opponents (33, 42M),(),(24M), (33, 47M),(44M), (42), (23, 31, 50M, 42M),(),(39),(37M), (), (39B), (36M, 46M),(45M)

TD	TD%	Int.	Int%	LG	Sack-Lost	Rating
11	5.1	6	2.8	58	17-151	84.4
3	2.8	5	4.7	42	7-76	54.3
2	13.3	0	0.0	17	1-10	114.7
0	0.0	0	0.0	13	0-0	118.8
16	4.7	11	3.2	58	25-237	76.7
11	3.2	25	7.2	73	36-359	49.6

COACH: CHUCK KNOX

1976 (10-3-1) 1st, NFC WEST



DATE	W/L	Score	Opponent	Attend.
9/12	W	30-14	@ Atlanta	(53,607)
9/19	T	10-10	@ Minnesota, OT	(47,310)
9/26	W	24-10	NEW YORK GIANTS	(60,698)
10/3	W	31-28	@ Miami	(60,753)
10/11	L	0-16	SAN FRANCISCO	(80,532)
10/17	W	20-12	CHICAGO	(71,751)
10/24	W	16-10	@ New Orleans	(51,984)
10/31	W	45-6	SEATTLE	(52,035)
11/8	L	12-20	@ Cincinnati	(52,480)
11/14	L	28-30	ST. LOUIS	(64,698)
11/21	W	23-3	@ San Francisco	(58,573)
11/28	W	33-14	NEW ORLEANS	(54,906)
12/4	W	59-0	ATLANTA	(57,366)
12/11	W	20-17	@ Detroit	(73,155)
12/19	W	14-12	@ Dallas	(62,436)
12/26	L	13-24	@ Minnesota	(47,191)

	RAMS	OPP.
First Downs	265	213
Rushing	143	79
Passing	111	118
Penalty	11	16
3rd Down Eff.	100-223-44.8%	66-204-32.4%
Total Net Yards	4869	3656
Avg./Game	347.8	261.1
Total Plays	960	871
Avg./Play	5.1	4.2
Net Yards Rushing	2528	1564
Avg./Game	180.6	111.7
Total Rushes	613	429
Net Yards Passing	2341	2092
Avg./Game	167.2	149.4
Sacked-Yds. Lost	32-288	45-395
Gross Yards	2629	2487
Att-Comp-Int	315-171-15	397-199-32
Comp. %	54.3	50.1
Punts/Avg.	79-38.1	95-41.2
Net Avg.	33.0	33.9
Penalties/Yards	83-764	82-747
Fumbles/ Ball Lost	29-21	31-16
Touchdowns	44	22
Rushing	23	11
Passing	17	11
Returns	4	0

Score by Periods	1	2	3	4	OT	T
Rams	62	81	79	129	0	- 351
Opponents	37	38	81	34	0	- 190

Scoring	TD	Ru	Pa	Rt	PAT	FG	S	Pts
Dempsey	0	0	0	0	36-44	17-26	0	87
McCutcheon	11	9	2	0	0-0	0-0	0	66
Jessie	6	0	6	0	0-0	0-0	0	36
H. Jackson	5	0	5	0	0-0	0-0	0	30
Haden	4	4	0	0	0-0	0-0	0	24
M. Jackson	3	0	0	3	0-0	0-0	0	18
Bryant	3	2	0	1	0-0	0-0	0	18
J. Harris	2	2	0	0	0-0	0-0	0	12
Cappelletti	2	1	1	0	0-0	0-0	0	12
Bertelsen	2	2	0	0	0-0	0-0	0	12
Geredine	1	0	1	0	0-0	0-0	0	6
Jaworski	1	1	0	0	0-0	0-0	0	6
Klein	1	0	1	0	0-0	0-0	0	6
Phillips	1	1	0	0	0-0	0-0	0	6
Scales	1	0	1	0	0-0	0-0	0	6
Scribner	1	1	0	0	0-0	0-0	0	6
Rams	44	23	17	4	36-44	17-26	0	351
Opponents	22	11	11	0	20-22	12-20	0	190

Usual Starters

WR	H. Jackson (14)	DE	Ja. Youngblood (14)
LT	France (14)	DT	Brooks (14)
LG	Mack (14)	DT	Olsen (14)
C	Saul (14)	DE	Dryer (14)
RG	Harrah (14)	LLB	Geddes (14)
RT	Williams (14)	MLB	Reynolds (14)
TE	Klein (11)	RLB	Robertson (14)
WR	Jessie (14)	CB	McMillan (14)
QB	J. Harris (13)	CB	Jackson (14)
FB	Cappelletti (14)	SS	Elmendorf (14)
RB	McCutcheon (14)	FS	Simpson (14)

Rushing	No.	Yds.	Avg.	LG	TD
McCutcheon	291	1168	4.0	40	9
Cappelletti	177	688	3.9	38	1
Phillips	34	206	6.1	33	1
Bertelsen	42	155	3.7	18	2
Haden	25	84	3.4	16	4
J. Harris	12	76	6.3	20	2
Bryant	21	64	3.0	12	2
Jessie	4	37	9.3	22	0
H. Jackson	1	15	15.0	15	0
Jaworski	2	15	7.5	14	1
Scribner	2	12	6.0	11	1
Geredine	1	8	8.0	8	0
Preece	1	0	0.0	0	0
Rams	613	2528	4.1	40	23
Opponents	429	1564	3.6	60	11

Receiving	No.	Yds.	Avg.	LG	TD
H. Jackson	39	751	19.3	65	5
Jessie	34	779	22.9	58	6
Cappelletti	30	302	10.1	32	1
McCutcheon	28	305	10.9	42	2
Klein	20	229	11.5	26	1
Bertelsen	6	33	5.5	10	0
Nelson	4	48	12.0	16	0
Phillips	4	23	5.8	15	0
Scales	3	105	35.0	80	1
Bryant	2	28	14.0	25	0
Geredine	1	23	23.0	23	1
Harrah	0	3	0.0	0	0
Rams	171	2629	15.4	80	17
Opponents	199	2487	12.5	57	11

Interceptions	No.	Yds.	Avg.	LG	TD
M. Jackson	10	173	17.3	46	3
Perry	8	79	9.9	43	0
Simpson	4	62	15.5	30	0
Robertson	4	28	7.0	14	0
Ji. Youngblood	2	28	14.0	26	0
Elmendorf	2	0	0.0	0	0
Preece	1	6	6.0	6	0
Kay	1	0	0.0	0	0
Rams	32	376	11.8	46	3
Opponents	15	211	14.1	42	0

Punting	No.	Yds.	Avg.	TB	In20	LG	Blk.
Jackson	77	3006	39.0	6	16	61	0
Rams	79	3006	38.1	6	16	61	2
Opponents	95	3918	41.2	11	16	68	0

Punt Returns	No.	FC	Yds.	Avg.	LG	TD
Bryant	29	2	321	11.1	25	0
Scales	4	0	46	11.5	21	0
Scribner	8	1	54	6.8	20	0
Bertelsen	10	0	55	5.5	19	0
Johns	1	0	0	0.0	0	0
Rams	52	3	476	9.2	25	0
Opponents	39	17	281	7.2	34	0

Kickoff Returns	No.	Yds.	Avg.	LG	TD
Bryant	16	459	28.7	90	1
Johns	2	56	28.0	34	0
Geredine	9	181	20.1	27	0
P. Thomas	7	140	20.0	30	0
Scales	7	136	19.4	27	0
Scribner	3	53	18.0	22	0
Nelson	0	1	0.0	0	0
Rams	44	1027	23.3	90	1
Opponents	70	1383	19.8	84	0

Field Goals	1-19	20-29	30-39	40-49	50+	T
Dempsey	2-2	5-8	4-5	6-10	0-1	17-26
Opponents	3-3	3-3	2-3	4-8	0-3	12-20

Dempsey (25), (48M, 42, 20M) (44),(49B, 22B, 29M, 19),(47M), (44, 52M, 37), (49), (20), (19, 23), (), (42), (33, 25), (42, 29, (35, 32, 27M, 42M)
Opponents (), (33, 41M, 35M),(22),(42M),(18), (42, 50M, 48M, 42M), (22), (43, 41), (50M),(40, 32, 25), (19, 50M), (), (), (19)

Passing	Att.	Comp.	Yds.	Pct.	Yds./Att.	TD	TD%	Int.	Int%	LG	Sack-Lost	Rating
Haden	105	60	896	57.1	8.53	8	7.6	4	3.8	65	13-86	94.7
J. Harris	158	91	1460	57.6	9.24	8	5.1	6	3.8	80	14-151	89.8
Jaworski	52	20	273	38.5	5.25	1	1.9	5	9.6	42	5-51	22.8
Rams	315	171	2629	54.3	6.75	17	5.4	15	4.8	80	32-288	80.1
Opponents	397	199	2487	50.1	4.73	11	2.8	32	8.1	57	45-395	45.6

COACH: CHUCK KNOX

1975 (12-2) 1ST, NFC WEST



DATE	W/L	Score	Opponent.....	Attend.
9/21	L	7-18	@ Dallas	(49,091)
9/28	W	23-14	@ San Francisco	(57,379)
10/5	W	24-13	BALTIMORE	(60,011)
10/12	W	13-10	@ San Diego (OT)	(38,482)
10/19	W	22-7	ATLANTA	(60,581)
10/26	W	38-14	NEW ORLEANS	(54,723)
11/3	W	42-3	@ Philadelphia	(64,601)
11/9	L	23-24	SAN FRANCISCO	(74,064)
11/16	W	16-7	@ Atlanta	(44,595)
11/23	W	28-10	CHICAGO	(58,690)
11/27	W	20-0	@ Detroit	(69,552)
12/7	W	14-7	@ New Orleans	(39,958)
12/14	W	22-5	GREEN BAY	(59,312)
12/20	W	10-3	PITTSBURGH	(69,389)
12/27	W	35-23	ST. LOUIS	(72,650)
1/4	L	7-37	DALLAS	(84,843)

	RAMS	OPP.
First Downs	273	204
Rushing	134	77
Passing	120	103
Penalty	19	24
3rd Down Eff.	95-214-44.4%	74-207-35.7%
Total Net Yards	4566	3322
Avg./Game	326.1	237.3
Total Plays	949	853
Avg./Play	4.8	3.9
Net Yards Rushing	2371	1533
Avg./Game	169.4	109.5
Total Rushes	585	423
Net Yards Passing	2195	1789
Avg./Game	156.8	127.8
Sacked-Yds. Lost	30-255	43-337
Gross Yards	2450	2126
Att-Comp-Int	334-181-17	387-187-22
Comp. %	54.2	48.3
Punts/Avg.	73-39.4	89-39.7
Penalties/Yards	73-746	85-626
Fumbles/Ball Lost	26-8	31-18
Touchdowns	36	15
Rushing	18	4
Passing	14	11
Returns	4	0

Score by Periods	1	2	3	4	OT	T
Rams	65	71	71	102	3	- 312
Opponents	15	35	34	51	0	- 135

Scoring	TD	Ru	Pa	Rt	PAT	FG	S	Pts
Dempsey	0	0	0	0	31-36	21-26	0	94
H. Jackson	7	0	7	0	0-0	0-0	0	42
Cappelletti	6	6	0	0	0-0	0-0	0	36
Bertelsen	3	3	0	0	0-0	0-0	0	18
Jessie	3	0	3	0	0-0	0-0	0	18
McCutcheon	3	2	1	0	0-0	0-0	0	18
Klein	2	0	2	0	0-0	0-0	0	12
Bryant	2	2	0	0	0-0	0-0	0	12
Scribner	2	2	0	0	0-0	0-0	0	12
Jaworski	2	2	0	0	0-0	0-0	0	12
J. Harris	1	1	0	0	0-0	0-0	0	6
Snow	1	0	1	0	0-0	0-0	0	6
M. Jackson.	1	0	0	1	0-0	0-0	0	6
Robertson	1	0	0	1	0-0	0-0	0	6
Dryer	1	0	0	1	0-0	0-0	0	6
Peterson	1	0	0	1	0-0	0-0	0	6
Ja. Youngblood	0	0	0	0	0-0	0-0	2	2
Rams	36	18	14	4	31-36	21-26	1	312
Opponents	15	4	11	0	13-15	10-19	0	135

Usual Starters

WR	H. Jackson (14)	DE	Ja. Youngblood (14)
LT	Cowan (13)	DT	Brooks (9)
LG	Mack (14)	DT	Olsen (14)
C	Saul (14)	DE	Dryer (14)
RG	Scibelli (14)	LLB	Geddes (14)
RT	Williams (14)	MLB	Reynolds (14)
TE	Klein (11)	RLB	Robertson (14)
WR	Jessie (14)	CB	McMillan (14)
QB	J. Harris (13)	CB	M. Jackson (9)
FB	Bryant (13)	SS	Elmendorf (14)
RB	McCutcheon (14)	FS	Simpson (14)

Rushing	No.	Yds.	Avg.	LG	TD
McCutcheon	213	911	4.3	43	2
Bryant	117	467	4.0	18	2
Bertelsen	116	457	3.9	19	3
Scribner	42	216	5.1	34	2
Cappelletti	48	158	3.3	30	6
Phillips	17	69	4.1	20	0
J. Harris	18	45	2.5	15	1
Jaworski	12	33	2.8	21	2
Jessie	2	15	7.5	9	0
Rams	585	2371	4.1	43	18
Opponents	423	1533	3.6	38	4

Receiving	No.	Yds.	Avg.	LG	TD
H. Jackson	43	786	18.3	54	7
Jessie	41	547	13.3	34	3
McCutcheon	31	230	7.4	24	1
Bryant	20	229	11.5	31	0
Klein	16	237	14.8	44	2
Bertelsen	14	208	14.9	22	0
McGee	6	83	13.8	22	0
Snow	4	86	21.5	42	1
Scribner	2	28	14.0	25	0
Phillips	2	10	5.0	8	0
T. Nelson	1	5	5.0	5	0
Cowan	1	1	1.0	1	0
Rams	181	2450	13.5	54	14
Opponents	187	2126	11.4	68	11

Interceptions	No.	Yds.	Avg.	LG	TD
Simpson	6	90	15.0	29	0
Robertson	4	118	29.5	76	1
Elmendorf	4	48	12.0	26	0
McMillan	3	64	21.3	31	0
M. Jackson	2	13	6.5	10	0
Dryer	1	20	20.0	20	1
Reynolds	1	15	15.0	15	0
Geddes	1	4	4.0	4	0
Rams	22	372	16.9	76	2
Opponents	17	204	12.0	37	0

Punting	No.	Yds.	Avg.	LG	Blk.
Carrell	73	2874	39.4	57	0
Opponents	89	3529	39.7	60	3

Punt Returns	No.	FC	Yds.	Avg.	LG	TD
Bryant	2	0	47	23.5	40	0
Bertelsen	11	1	143	13.0	38	0
Elmendorf	15	0	125	8.3	23	0
Scribner	26	1	205	7.9	16	0
Simpson	1	0	-3	-3.0	-3	0
Rams	55	2	517	9.4	40	0
Opponents	45	5	406	9.0	39	0

Kickoff Returns	No.	Yds.	Avg.	LG	TD
Scribner	1	24	24.0	24	0
McGee	17	404	23.8	46	0
Bryant	12	280	23.3	42	0
Bertelsen	1	17	17.0	17	0
Cappelletti	3	39	13.0	17	0
Rams	34	764	22.5	46	0
Opponents	64	1347	21.0	40	0

Field Goals	1-19	20-29	30-39	40-49	50+	T
Dempsey	2-2	7-7	7-10	4-5	1-2	21-26
Opponents	1-1	2-3	5-7	1-2	2-3	10-19

Dempsey (), (47, 31, 51), (27), (19, 57M, 41M, 22), (35, 25, 20), (39), (), (23), (33, 42, 17), (27), (), (47, 37), (40, 39, 38), (26)
Opponents (32M, 25, 28M, 39, 19, 31), (62M, 38M), (), (38M, 42M, 36), (), (36), (54), (), (55), (), (), (48), (20)

Passing	Att.	Comp.	Yds.	Pct.	Yds./Att.	TD	TD%	Int.	Int%	LG	Sack-Lost	Rating
J. Harris	285	157	2148	55.1	7.54	14	4.9	15	5.3	54	21-180	73.7
Jaworski	48	24	302	50.0	6.29	0	0.0	2	4.2	25	9-75	52.5
McCutcheon	1	0	0	0.0	0.00	0	0.0	0	0.0	0	0-0	39.6
Rams	334	181	2450	54.2	6.03	14	4.2	17	5.1	54	30-255	70.6
Opponents	387	187	2126	48.3	4.16	11	2.8	22	5.7	68	43-337	51.0

COACH: CHUCK KNOX

1974 (10-4) 1ST, NFC WEST



DATE	W/L	Score	Opponent	Attend.
9/15	W	17-10	@ Denver	(56,981)
9/22	W	24-0	NEW ORLEANS	(57,314)
9/29	L	14-20	@ New England	(59,712)
10/6	W	16-13	DETROIT	(56,599)
10/13	L	6-17	@ Green Bay (Mil.)	(45,938)
10/20	W	37-14	SAN FRANCISCO	(67,319)
10/27	W	20-13	@ New York Jets	(56,110)
11/4	W	15-13	@ San Francisco	(57,526)
11/10	W	21-0	ATLANTA	(62,133)
11/17	L	7-20	@ New Orleans	(35,727)
11/24	W	20-17	MINNESOTA	(84,327)
12/1	W	30-7	@ Atlanta	(18,648)
12/9	L	17-23	WASHINGTON	(87,313)
12/15	W	19-14	BUFFALO	(78,967)
12/22	W	19-10	WASHINGTON	(80,118)
12/29	L	10-14	@ Minnesota	(47,404)

	RAMS	OPP.			
First Downs	265	186			
Rushing	132	66			
Passing	112	109			
Penalty	21	11			
3rd Down Eff.	88-202-42.6%	65-205-31.7%			
Total Net Yards	4332	3404			
Avg./Game	309.4	243.1			
Total Plays	925	806			
Avg./Play	4.7	4.2			
Net Yards Rushing	2125	1302			
Avg./Game	151.8	93.0			
Total Rushes	566	381			
Net Yards Passing	2207	2102			
Avg./Game	157.6	150.1			
Sacked-Yds. Lost	21-161	44-363			
Gross Yards	2368	2465			
Att-Comp-Int	338-169-13	381-194-22			
Comp. %	50.0	50.9			
Punts/Avg.	75-36.4	95-41.2			
Penalties/Yards	58-550	82-772			
Fumbles/ Ball Lost	29-14	15-3			
Touchdowns	35	22			
Rushing	16	4			
Passing	16	16			
Returns	3	2			
Score by Periods	1	2	3	4	T
Rams	63	65	57	78	- 263
Opponents	3	85	45	48	- 181

Scoring	TD	Ru	Pa	Rt	PAT	FG	S	Pts
Ray	0	0	0	0	25-31	9-16	0	52
Baker	5	5	0	0	0-0	0-0	0	30
J. Harris	5	5	0	0	0-0	0-0	0	30
H. Jackson	5	0	5	0	0-0	0-0	0	30
McCutcheon	5	3	2	0	0-0	0-0	0	30
Klein	4	0	4	0	0-0	0-0	0	24
Snow	3	0	3	0	0-0	0-0	0	18
Bertelsen	2	2	0	0	0-0	0-0	0	12
Elmendorf	2	0	0	2	0-0	0-0	0	12
Bryant	1	0	0	1	0-0	0-0	0	6
Jaworski	1	1	0	0	0-0	0-0	0	6
Rentzel	1	0	1	0	0-0	0-0	0	6
Scribner	1	0	1	0	0-0	0-0	0	6
Burke	0	0	0	0	1-3	0-0	0	1
Other	0	0	0	0	0-1	0-0	0	0
Rams	35	16	16	3	26-35	9-16	0	263
Opponents	22	4	16	2	19-22	10-14	0	181

Usual Starters

WR H. Jackson (14)	DE Ja. Youngblood (14)
LT Cowan (13)	DT Brooks (13)
LG Mack (14)	DT Olsen (14)
C Iman (14)	DE Dryer (14)
RG Scibelli (14)	LLB Geddes (14)
RT Williams (14)	MLB Reynolds (14)
TE Klein (11)	RLB Robertson (14)
WR Snow (14)	CB McMillan (9)
QB J. Harris (9)	CB Stukes (13)
RB Bertelsen (13)	SS Elmendorf (14)
RB McCutcheon (14)	FS Preece (9)

Passing	Att.	Comp.	Yds.	Pct.	Yds./Att.	TD
J. Harris	198	106	1544	53.5	7.80	11
Hadl	115	53	680	46.1	5.91	5
Jaworski	24	10	144	41.7	6.00	0
Burke	1	0	0	0.0	0.00	0
Rams	338	169	2368	50.0	6.19	16
Opponents	381	194	2465	50.9	4.96	16

Rushing	No.	Yds.	Avg.	LG	TD
McCutcheon	236	1109	4.7	23	3
Bertelsen	127	419	3.3	20	2
Cappelletti	55	198	3.6	20	0
Baker	53	135	2.5	13	5
J. Harris	42	112	2.7	15	5
Josephson	11	35	3.2	8	0
Jaworski	7	34	4.9	17	1
Hadl	11	28	2.5	9	0
Scribner	9	24	2.7	5	0
Bryant	10	24	2.4	7	0
Snow	1	13	13.0	13	0
H. Jackson	1	4	4.0	4	0
T. Nelson	1	3	3.0	3	0
Preece	1	-4	-4.0	-4	0
Rentzel	1	-9	-9.0	-9	0
Rams	566	2125	3.8	23	16
Opponents	381	1302	3.4	25	4

Receiving	No.	Yds.	Avg.	LG	TD
McCutcheon	39	408	10.5	50	2
H. Jackson	30	514	17.1	44	5
Snow	24	397	16.5	44	3
Klein	24	336	14.0	32	4
Bertelsen	20	175	8.8	19	0
Rentzel	18	396	22.0	38	1
Cappelletti	6	35	5.8	9	0
Baker	4	65	16.3	42	0
Scribner	2	28	14.0	14	1
Bryant	2	14	7.0	8	0
Rams	169	2368	14.0	50	16
Opponents	194	2465	12.7	79	16

Interceptions	No.	Yds.	Avg.	LG	TD
Elmendorf	7	186	26.6	57	2
Stukes	7	90	12.9	41	0
Preece	3	38	12.7	17	0
Geddes	2	15	7.5	15	0
Robertson	2	11	5.5	6	0
Simpson	1	0	0.0	0	0
Rams	22	340	15.5	57	2
Opponents	13	92	7.1	33	0

Punting	No.	Yds.	Avg.	LG	Blk.
Burke	46	1701	37.0	51	0
Chapple	29	1028	35.4	51	1
Rams	75	2729	36.4	51	1
Opponents	95	3917	41.2	71	1

Punt Returns	No.	FC	Yds.	Avg.	LG	TD
Bertelsen	11	4	132	12.0	19	0
Bryant	17	0	171	10.1	23	0
Scribner	8	1	70	8.8	23	0
Elmendorf	17	0	134	7.9	18	0
Rams	53	5	507	9.6	23	0
Opponents	40	5	453	11.3	68	1

Kickoff Returns	No.	Yds.	Avg.	LG	TD
Bryant	23	617	26.8	84	1
McGee	12	288	24.0	35	0
Curran	1	16	16.0	16	0
Cappelletti	2	17	8.5	12	0
Scribner	1	0	0.0	0	0
Ji. Youngblood	1	0	0.0	0	0
Rams	40	938	23.5	84	1
Opponents	58	1232	21.2	43	0

Field Goals	1-19	20-29	30-39	40-49	50+	T
Ray	1-1	5-6	2-5	1-4	0-0	9-16
Opponents	0-0	3-3	4-4	1-2	1-1	9-10

Ray (19, 45M), (20), (41B), (20), (), (46),(31M), (20, (), (36M), (), (20M, 23), (37), ()
Opponents (39), (), (39, 23), (),(),(), (), (46, 31, 44B), (), (28, 51), (36), (), (25), ()

TD%	Int.	Int%	LG	Sack-Lost	Rating
5.6	6	3.0	50	12-101	85.3
4.3	6	5.2	38	6-36	57.8
0.0	1	4.2	22	3-24	44.3
0.0	0	0.0	0	0-0	39.6
4.7	13	3.8	50	21-161	69.2
4.2	22	5.8	79	44-363	61.6

COACH: CHUCK KNOX

1973 (12-2) 1st, NFC WEST



DATE	W/L	Score.....Opponent	Attend.
9/16	W	23-13 @ Kansas City	(62,315)
9/23	W	31-0 ATLANTA	(61,197)
9/30	W	40-20 @ San Francisco	(57,487)
10/7	W	31-26 @ Houston	(34,875)
10/14	W	37-31 DALLAS	(81,428)
10/21	W	24-7 GREEN BAY	(80,558)
10/28	L	9-10 @ Minnesota	(47,787)
11/4	L	13-15 @ Atlanta	(55,837)
11/11	W	29-7 NEW ORLEANS	(70,358)
11/18	W	31-13 SAN FRANCISCO	(78,358)
11/25	W	24-13 @ New Orleans	(67,192)
12/2	W	26-0 @ Chicago	(47,620)
12/10	W	40-6 NEW YORK GIANTS	(73,328)
12/16	W	30-17 CLEVELAND	(73,948)
12/23	L	16-27 @ Dallas	(64,291)

	RAMS	OPP.
First Downs	294	173
Rushing	177	71
Passing	101	87
Penalty	16	15
3rd Down Eff.	85-205-41.5%	40-170-24.7%
Total Net Yards	4906	2951
Avg./Game	350.4	210.8
Total Plays	947	739
Avg./Play	5.2	4.0
Net Yards Rushing	2925	1270
Avg./Game	208.9	90.7
Total Rushes	659	366
Net Yards Passing	1981	1681
Avg./Game	141.5	120.1
Sacked-Yds. Lost	17-126	45-342
Gross Yards	2107	2023
Att-Comp-Int	271-144-11	328-179-20
Comp. %	53.1	54.6
Punts/Avg.	51-40.8	81-40.8
Penalties/Yards	54-606	61-566
Fumbles/ Ball Lost	21-9	29-18
Touchdowns	42	17
Rushing	18	5
Passing	22	10
Returns	2	2

Score by Periods	1	2	3	4	T
Rams	70	166	71	81	- 388
Opponents	39	49	26	64	- 178

Scoring	TD	Ru	Pa	Rt	PAT	FG	S	Pts
Ray	0	0	0	0	40-42	30-47	0	130
H. Jackson	13	0	13	0	0-0	0-0	0	78
Baker	7	7	0	0	0-0	0-0	0	42
Bertelsen	5	4	1	0	0-0	0-0	0	30
McCutcheon	5	2	3	0	0-0	0-0	0	30
Snow	2	0	2	0	0-0	0-0	0	12
L. Smith	2	2	0	0	0-0	0-0	0	12
Josephson	2	2	0	0	0-0	0-0	0	12
Klein	2	0	2	0	0-0	0-0	0	12
Curran	1	0	1	0	0-0	0-0	0	6
Preece	1	1	0	0	0-0	0-0	0	6
Bryant	1	0	0	1	0-0	0-0	0	6
Robertson	1	0	0	1	0-0	0-0	0	6
Dryer	0	0	0	0	0-0	0-0	2	4
Team	0	0	0	0	0-0	0-0	1	2
Rams	42	18	22	2	40-42	30-47	3	388
Opponents	17	5	10	2	16-17	20-27	0	178

Usual Starters

WR	H. Jackson (14)	DE	Ja. Youngblood (14)
LT	Cowan (14)	DT	Brooks (14)
LG	Mack (14)	DT	Olsen (14)
C	Iman (14)	DE	Dryer (14)
RG	Scibelli (14)	LLB	Geddes (14)
RT	Williams (14)	MLB	Reynolds (14)
TE	Klein (14)	RLB	Robertson (14)
WR	Snow (14)	CB	McMillan (14)
QB	Hadl (14)	CB	Stukes (14)
RB	Bertelsen (14)	SS	Elmendorf (14)
RB	McCutcheon (12)	FS	Preece (14)

Passing	Att.	Comp.	Yds.	Pct.	Yds./Att.
Hadl	258	135	2008	52.3	7.8
J. Harris	11	7	68	63.6	6.2
L. Smith	2	2	31	100.0	15.5
Rams	271	144	2107	53.1	7.8
Opponents	328	179	2023	54.6	6.1

Rushing	No.	Yds.	Avg.	LG	TD
McCutcheon	210	1097	5.2	37	2
Bertelsen	206	854	4.1	49	4
Baker	85	344	4.0	17	7
L. Smith	79	291	3.7	16	2
Josephson	36	174	4.8	14	2
Scribner	20	109	5.5	17	0
J. Harris	4	29	7.3	19	0
Gordon	1	19	19.0	19	0
Preece	1	11	11.0	11	1
Chapple	1	0	0.0	0	0
Hadl	14	5	0.4	6	0
H. Jackson	2	-8	-4.0	-3	0
Rams	659	2925	4.4	49	18
Opponents	366	1270	3.5	25	5

Receiving	No.	Yds.	Avg.	LG	TD
H. Jackson	40	874	21.9	69	13
McCutcheon	30	289	9.6	31	3
Klein	21	277	13.2	23	2
Bertelsen	19	267	14.1	44	1
Snow	16	252	15.8	38	2
L. Smith	10	65	6.5	11	0
Curran	5	56	11.2	27	0
Scribner	2	19	9.5	13	0
Sherman	1	8	8.0	8	0
Rams	144	2107	14.6	69	22
Opponents	179	2023	11.3	65	10

Interceptions	No.	Yds.	Avg.	LG	TD
Stukes	5	104	20.8	42	0
McMillan	4	20	5.0	15	0
Robertson	3	57	19.0	49	1
Reynolds	2	52	26.0	49	0
Preece	2	25	12.5	25	0
Elmendorf	1	16	16.0	16	0
J. Youngblood	1	15	15.0	15	0
Stein	1	6	6.0	6	0
Clark	1	5	5.0	5	0
Rams	20	300	15.0	49	1
Opponents	11	103	9.4	30	1

Punting	No.	Yds.	Avg.	LG	Blk.
Chapple	51	2079	40.8	65	1
Rams	51	2079	40.8	65	1
Opponents	81	3308	40.8	59	0

Punt Returns	No.	FC	Yds.	Avg.	LG	TD
Bertelsen	26	10	259	10.0	34	0
Elmendorf	22	3	187	8.5	30	0
Scribner	3	1	32	10.7	17	0
Rams	51	14	478	9.4	34	0
Opponents	24	8	261	10.9	26	0

Kickoff Returns	No.	Yds.	Avg.	LG	TD
Bryant	13	369	28.4	93	1
Scribner	11	314	28.5	57	0
Clark	2	80	40.0	58	0
Gordon	3	68	22.7	25	0
Elmendorf	2	23	11.5	23	0
Curran	1	24	24.0	24	0
Smith	1	16	16.0	16	0
Bertelsen	1	15	15.0	15	0
McCutcheon	1	6	6.0	6	0
Klein	1	0	0.0	0	0
Rams	36	915	25.4	93	1
Opponents	68	1318	19.4	35	0

Field Goals	1-19	20-29	30-39	40-49	50+	T
Ray	9-10	7-9	9-16	5-11	0-1	30-47
Opponents	7-7	7-7	6-6	0-5	0-1	20-26

Ray (27, 47M, 19M), (34, 36M, 47M), (16, 19, 27, 25), (17, 26M), (27, 37, 35, 49M), (44, 40, 49M), (30, 35, 47, 32B, 43M), (32, 42), (19, 11, 8, 39M), (37, 49M), (20, 30M, 27M), (30, 16, 39, 26, 52M), (16, 31M), (48, 27, 15, 35M, 35M)
Opponents (49M, 52M), (, (35, 24), (8, 35, 37, 36), (8), (, (15, 25M, 47B, 45), (28, 30, 12, 26, 16), (41M), (24, 17), (37, 24, 43M), (, (15, 27), (22)

TD	TD%	Int.	Int%	LG	Sack-Lost	Rating
22	8.5	11	4.3	69	17-126	88.8
0	0.0	0	0.0	27	0-0	80.8
0	0.0	0	0.0	21	0-0	118.9
22	8.1	11	4.1	69	17-126	84.9
10	3.0	20	6.1	65	45-342	58.0

COACH: TOMMY PROTHRO

1972 (6-7-1) 3RD, NFC WEST



DATE	W/L	Score.....	Opponent	Attend.
9/17	W	34-14	NEW ORLEANS	(66,303)
9/24	T	13-13	@ Chicago	(55,701)
10/1	L	3-31	@ Atlanta	(57,122)
10/8	W	31-7	SAN FRANCISCO	(77,382)
10/15	W	34-3	@ Philadelphia	(65,720)
10/22	W	15-12	CINCINNATI	(73,385)
10/29	L	17-45	@ Oakland	(54,660)
11/5	W	20-7	ATLANTA	(75,018)
11/12	L	10-16	DENVER	(65,398)
11/17	L	41-45	MINNESOTA	(77,982)
11/26	L	16-19	@ New Orleans	(64,325)
12/4	W	26-16	@ San Francisco	(61,214)
12/10	L	14-24	@ St. Louis	(36,873)
12/17	L	17-34	DETROIT	(71,761)

	RAMS	OPP.
First Downs	238	235
Rushing	113	101
Passing	108	110
Penalty	17	24
Total Net Yards	4355	3907
Avg./Game	311.1	279.1
Total Plays	859	843
Avg./Play	5.1	4.6
Net Yards Rushing	2209	1762
Avg./Game	157.8	125.9
Total Rushes	472	438
Net Yards Passing	2146	2145
Avg./Game	153.3	153.2
Sacked-Yds. Lost	16-136	42-327
Gross Yards	2282	2472
Att-Comp-Int	371-184-22	363-181-16
Comp. %	49.6	49.9
Punts/Avg.	53-44.2	71-41.2
Penalties/Yards	78-648	60-553
Fumbles/ Ball Lost	24-9	25-11
Touchdowns	31	34
Rushing	17	9
Passing	13	20
Returns	1	5

Score by Periods	1	2	3	4	T
Rams	53	97	94	47	- 291
Opponents	53	90	57	86	- 286

Scoring	TD	Ru	Pa	Rt	PAT	FG	S	Pts
Ray	0	0	0	0	31-31	24-41	0	103
Bertelsen	6	5	1	0	0-0	0-0	0	36
Ellison	6	5	1	0	0-0	0-0	0	36
Snow	4	0	4	0	0-0	0-0	0	24
L. Smith	3	2	1	0	0-0	0-0	0	18
B. Thomas	3	3	0	0	0-0	0-0	0	18
Rentzel	2	1	1	0	0-0	0-0	0	12
Sweet	1	0	1	0	0-0	0-0	1	8
Klein	1	0	1	0	0-0	0-0	0	6
Josephson	1	0	1	0	0-0	0-0	0	6
Gabriel	1	1	0	0	0-0	0-0	0	6
Gordon	1	0	1	0	0-0	0-0	0	6
Howard	1	0	0	1	0-0	0-0	0	6
Love	1	0	1	0	0-0	0-0	0	6
Rams	31	17	13	1	31-31	24-41	1	291
Opponents	34	9	20	5	32-34	16-30	0	286

Usual Starters

WR	Snow (14)	DE	Ja. Youngblood (10)
LT	Cowan (13)	DT	Olsen (14)
LG	Mack (12)	DT	Brooks (8)
C	Iman (14)	DE	Bacon (14)
RG	Scibelli (13)	LLB	Purnell (12)
RT	Schuh (14)	MLB	McKeever (14)
TE	Klein (13)	RLB	Robertson (14)
WR	Rentzel (14)	CB	Clark (6)
QB	Gabriel (13)	CB	C. Williams (6)
RB	Bertelsen (8)	CB	Howard (13)
RB	Ellison (12)	S	Elmendorf (14)
		S	Nettles (14)

Passing	Att.	Comp.	Yds.	Pct.	Yds./Att.	TD	TD%	Int.	Int%	LG	Sack-Lost	Rating
Gabriel	323	165	2027	51.1	6.3	12	3.7	15	4.6	57	12-102	63.8
Beathard	48	19	255	39.6	5.3	1	2.1	7	14.6	33	4-34	24.6
Rams	371	184	2282	49.6	6.2	13	3.5	22	5.9	57	16-136	56.0
Opponents	363	181	2472	49.9	6.8	20	5.5	16	4.4	98	42-327	72.0

Rushing	No.	Yds.	Avg.	LG	TD
Ellison	170	764	4.5	37	5
Bertelsen	123	581	4.7	42	5
B. Thomas	77	433	5.6	49	3
L. Smith	60	276	4.6	68	2
Josephson	18	75	4.2	13	0
Rentzel	7	71	10.1	18	1
Gabriel	14	16	1.1	11	1
Sweet	1	1	1.0	1	0
Beathard	1	-1	-1.0	-1	0
Klein	1	-7	-7.0	-7	0
Rams	472	2209	4.7	68	17
Opponents	438	1762	4.0	56	9

Receiving	No.	Yds.	Avg.	LG	TD
Snow	30	590	19.7	57	4
Bertelsen	29	331	11.4	22	1
Klein	29	330	11.4	26	1
Rentzel	27	365	13.5	40	1
Ellison	23	141	6.1	39	1
L. Smith	15	186	12.4	47	1
Josephson	14	170	12.1	34	1
B. Thomas	11	95	8.6	19	0
Gordon	3	29	9.7	17	1
Sweet	2	26	13.0	17	1
Love	1	19	19.0	19	1
Rams	184	2282	12.4	57	13
Opponents	181	2472	13.6	98	20

Interceptions	No.	Yds.	Avg.	LG	TD
Nettles	6	168	28.0	43	0
Elmendorf	3	29	9.7	15	0
Howard	3	26	8.7	24	1
McKeever	2	8	4.0	8	0
Clark	1	18	18.0	18	0
Purnell	1	2	2.0	2	0
Rams	16	251	15.7	43	1
Opponents	22	439	20.0	88	3

Punting	No.	Yds.	Avg.	LG	Blk.
Chapple	53	2344	44.2	70	0
Rams	53	2344	44.2	70	0
Opponents	71	2926	41.2	71	0

Punt Returns	No.	FC	Yds.	Avg.	LG	TD
Bertelsen	16	3	232	14.5	60	0
Love	10	4	39	3.9	10	0
Gordon	4	0	20	5.0	12	0
Elmendorf	3	9	56	18.7	41	0
Rams	33	16	347	10.5	60	0
Opponents	22	10	54	2.5	19	0

Kickoff Returns	No.	Yds.	Avg.	LG	TD
Ellison	14	345	24.6	32	0
B. Thomas	8	212	26.5	43	0
Love	8	167	20.9	27	0
Gordon	4	141	35.3	53	0
R. Williams	6	141	23.5	29	0
Bertelsen	4	88	22.0	25	0
Curran	4	37	9.3	19	0
Clark	3	59	19.7	28	0
Howard	2	51	25.5	28	0
Pergine	3	46	15.3	19	0
Rams	56	1287	23.0	53	0
Opponents	54	999	18.5	57	0

Field Goals	1-19	20-29	30-39	40-49	50+	T
Ray	6-7	5-7	9-11	4-13	0-4	24-41

COACH: TOMMY PROTHRO

1971 (8-5-1) 2ND, NFC WEST



DATE	W/L	Score	Opponent	Attend.
9/19	L	20-24	@ New Orleans	(70,915)
9/26	L	20-20	ATLANTA	(57,895)
10/3	W	17-3	CHICAGO	(66,957)
10/10	W	20-13	@ San Francisco	(44,000)
10/17	W	24-16	@ Atlanta	(58,850)
10/24	W	30-13	GREEN BAY	(75,351)
10/31	L	14-20	MIAMI	(72,903)
11/8	L	17-24	@ Baltimore	(57,722)
11/14	W	21-13	@ Detroit	(54,418)
11/21	W	17-6	SAN FRANCISCO	(80,050)
11/25	L	21-28	@ Dallas	(66,595)
12/5	W	45-28	NEW ORLEANS	(73,610)
12/13	L	24-38	WASHINGTON	(80,402)
12/19	W	23-14	@ Pittsburgh	(45,233)

	RAMS	OPP.
First Downs	234	239
Rushing	105	91
Passing	111	129
Penalty	18	19
Total Net Yards	4233	4037
Avg./Game	302.4	288.4
Total Plays	856	879
Avg./Play	4.9	4.6
Net Yards Rushing	2139	1658
Avg./Game	152.8	118.4
Total Rushes	460	455
Net Yards Passing	2094	2379
Avg./Game	149.6	169.9
Sacked-Yds. Lost	26-210	37-314
Gross Yards	2304	2693
Att-Comp-Int	370-185-11	387-200-27
Comp. %	50.0	51.6
Punts/Avg.	70-41.4	66-39.4
Penalties/Yards	79-642	62-665
Fumbles/ Ball Lost	32-18	22-7
Touchdowns	37	30
Rushing	15	11
Passing	18	15
Returns	4	4

Score by Periods	1	2	3	4	T
Rams	85	77	48	103	- 313
Opponents	40	76	75	69	- 260

Scoring	TD	Ru	Pa	Rt	PAT	FG	S	Pts
Ray	0	0	0	0	37-37	18-29	0	91
Rentzel	6	1	5	0	0-0	0-0	0	36
Josephson	5	3	2	0	0-0	0-0	0	30
L. Smith	5	5	0	0	0-0	0-0	0	30
Snow	5	0	5	0	0-0	0-0	0	30
Ellison	4	4	0	0	0-0	0-0	0	24
Klein	4	0	4	0	0-0	0-0	0	24
Gabriel	2	2	0	0	0-0	0-0	0	12
Alexander	1	0	0	1	0-0	0-0	0	6
Curran	1	0	1	0	0-0	0-0	0	6
Howard	1	0	0	1	0-0	0-0	0	6
Maslowski	1	0	1	0	0-0	0-0	0	6
Nettles	1	0	0	1	0-0	0-0	0	6
T. Williams	1	0	0	1	0-0	0-0	0	6
Rams	37	15	18	4	37-37	18-29	0	313
Opponents	30	11	15	4	29-30	17-32	0	260

Usual Starters

WR	Snow (14)	DE	D. Jones (11)
LT	Cowan (14)	DT	M. Olsen (14)
LG	Mack (14)	DT	P. Olsen (8)
C	Iman (14)		Nelson (6)
RG	Scibelli (14)	DE	Bacon (14)
RT	Schuh (14)	LLB	Purnell (14)
TE	Klein (14)	MLB	McKeever (14)
WR	Rentzel (14)	RLB	Robertson (12)
QB	Gabriel (14)	CB	Nettles (14)
RB	Ellison (13)	CB	Howard (14)
RB	Josephson (9)	S	Alexander (14)
	L. Smith (6)	S	Elmendorf (14)

Passing	Att.	Comp.	Yds.	Pct.	Yds./Att.
Gabriel	352	180	2238	51.1	6.36
Rhome	18	5	66	27.8	3.67
Rams	370	185	2304	50.0	6.21
Opponents	387	200	2693	51.6	6.96

Rushing	No.	Yds.	Avg.	LG	TD
Ellison	211	1000	4.7	80	4
Josephson	99	449	4.5	57	3
L. Smith	91	404	4.4	64	5
Rentzel	14	113	8.1	50	1
T. Williams	18	103	5.7	36	0
Gabriel	18	48	2.7	10	2
Klein	3	21	7.0	13	0
White	2	11	5.5	6	0
Rhome	3	0	0.0	0	0
Snow	1	-10	-10.0	-10	0
Rams	460	2139	4.7	80	15
Opponents	455	1658	3.6	25	11

Receiving	No.	Yds.	Avg.	LG	TD
Rentzel	38	534	14.1	41	5
Snow	37	666	18.0	68	5
Ellison	32	238	7.4	49	0
L. Smith	31	324	10.5	34	0
Josephson	26	230	8.8	29	2
Klein	14	160	11.4	33	4
Maslowski	3	82	27.3	36	1
T. Williams	3	68	22.7	43	0
Curran	1	2	2.0	2	1
Rams	185	2304	12.5	68	18
Opponents	200	2693	13.5	74	15

Interceptions	No.	Yds.	Avg.	LG	TD
Howard	6	99	16.5	35	0
Nettles	5	97	19.4	44	1
McKeever	4	38	9.5	15	0
Robertson	4	32	8.0	20	0
Alexander	3	122	40.7	82	1
Elmendorf	2	32	16.0	32	0
Purnell	2	32	16.0	17	0
Bacon	1	0	0.0	0	0
Rams	27	452	16.7	82	2
Opponents	11	83	7.5	46	1

Punting	No.	Yds.	Avg.	LG	Blk.
Studstill	70	2896	41.4	60	0
Rams	70	2896	41.4	60	0
Opponents	66	2600	39.3	64	0

Punt Returns	No.	FC	Yds.	Avg.	LG	TD
Haymond	24	11	123	5.1	28	0
Rentzel	9	5	40	4.4	24	0
Alexander	1	3	5	5.0	5	0
T. Williams	1	0	4	4.0	4	0
Howard	0	1	0	0.0	0	0
Rams	35	20	172	4.9	28	0
Opponents	27	20	67	2.4	21	0

Kickoff Returns	No.	Yds.	Avg.	LG	TD
T. Williams	25	743	29.7	105t	1
Haymond	9	207	23.0	34	0
Howard	7	164	23.4	34	0
R. Williams	4	100	25.0	57	0
Curran	3	35	11.7	15	0
Youngblood	2	36	18.0	22	0
LaHood	1	25	25.0	25	0
B. Thomas	1	12	12.0	12	0
Josephson	1	0	0.0	0	0
Saul	1	0	0.0	0	0
Rams	54	1322	24.5	105t	1
Opponents	57	1176	20.6	89t	1

Field Goals	1-19	20-29	30-39	40-49	50+	T
Ray	6-7	6-8	2-3	4-10	0-1	18-29

TD	TD%	Int.	Int%	LG	Sack-Lost	Rating
17	4.8	10	2.8	68	25-200	75.4
1	5.5	1	5.5	27	1-10	37.7
18	4.8	11	3.0	68	26-210	73.5
15	3.8	27	7.0	74	37-314	58.0

COACH: GEORGE ALLEN

1970 (9-4-1) 2ND, NFC WEST



DATE	W/L	Score.....	Opponent	Attend.
9/18	W	34-13	ST. LOUIS	(63,130)
9/27	W	19-0	@ Buffalo	(46,206)
10/4	W	37-10	SAN DIEGO	(69,564)
10/11	L	6-20	SAN FRANCISCO	(77,272)
10/18	W	31-21	@ Green Bay	(56,263)
10/26	L	3-13	@ Minnesota	(47,900)
11/1	W	30-17	@ New Orleans	(77,861)
11/8	T	10-10	ATLANTA	(67,232)
11/15	L	20-31	NEW YORK JETS	(76,378)
11/22	W	17-7	@ Atlanta	(58,850)
11/29	W	30-13	@ San Francisco	(59,602)
12/6	W	34-16	NEW ORLEANS	(66,410)
12/14	L	23-28	DETROIT	(79,441)
12/20	W	31-3	@ New York Giants	(62,870)

	RAMS	OPP.
First Downs	224	195
Rushing	93	64
Passing	120	113
Penalty	11	18
Total Net Yards	4271	3548
Avg./Game	305.1	253.4
Total Plays	879	826
Avg./Play	4.9	4.3
Net Yards Rushing	1763	1359
Avg./Game	125.9	97.0
Total Rushes	430	395
Net Yards Passing	2508	2189
Avg./Game	179.1	156.3
Sacked-Yds. Lost	23-150	53-426
Gross Yards	2658	2615
Att-Comp-Int	426-218-13	378-196-19
Comp. %	51.2	51.8
Punts/Avg.	67-39.1	88-37.8
Penalties/Yards	88-959	77-825
Fumbles/ Ball Lost	27-17	28-16
Touchdowns	34	22
Rushing	12	6
Passing	17	15
Returns	5	1

Score by Periods	1	2	3	4	T
Rams	54	116	56	99	- 325
Opponents	40	67	47	48	- 202

Scoring	TD	Ru	Pa	Rt	PAT	FG	S	Pts
Ray	0	0	0	0	34-34	29-45	0	121
Ellison	7	5	2	0	0-0	0-0	0	42
Snow	7	0	7	0	0-0	0-0	0	42
Josephson	5	5	0	0	0-0	0-0	0	30
Truax	3	0	3	0	0-0	0-0	0	18
L. Smith	2	1	1	0	0-0	0-0	0	12
Studstill	2	0	2	0	0-0	0-0	0	12
Alexander	1	0	0	1	0-0	0-0	0	6
Bacon	1	0	0	1	0-0	0-0	0	6
Curran	1	0	0	1	0-0	0-0	0	6
Gabriel	1	1	0	0	0-0	0-0	0	6
Haymond	1	0	0	1	0-0	0-0	0	6
Long	1	0	1	0	0-0	0-0	0	6
Mason	1	0	1	0	0-0	0-0	0	6
C. Williams	1	0	0	1	0-0	0-0	0	6
Rams	34	12	17	5	34-34	29-45	0	325
Opponents	22	6	15	1	22-22	16-25	0	202

Usual Starters

WR	Snow (14)	DE	D. Jones (13)
LT	Cowan (14)	DT	Olsen (14)
LG	Mack (14)	DT	Talbert (14)
C	Iman (14)	DE	Bacon (14)
RG	Scibelli (14)	LLB	Pardee (14)
RT	Brown (14)	MLB	Pottios (14)
TE	Truax (14)	RLB	Baughan (8)
WR	Tucker (12)	CB	C. Williams (12)
QB	Gabriel (14)	CB	Alexander (14)
RB	L. Smith (9)	S	Elmendorf (14)
RB	Josephson (12)	S	Petitbon

Rushing	No.	Yds.	Avg.	LG	TD
Josephson	150	640	4.3	23	5
Ellison	90	381	4.2	24	5
L. Smith	77	338	4.4	19	1
Mason	44	123	2.8	13	0
Gabriel	28	104	3.7	15	1
Curran	25	92	3.7	11	0
Jordan	10	50	5.0	10	0
Studstill	1	23	23.0	23	0
Pitts	3	8	2.7	3	0
Petitbon	1	3	3.0	3	0
Johnson	1	1	1.0	1	0
Rams	430	1763	4.1	24	12
Opponents	395	1359	3.4	49	6

Receiving	No.	Yds.	Avg.	LG	TD
Snow	51	859	16.8	71	7
Josephson	44	427	9.7	30	0
Truax	36	420	11.7	34	3
L. Smith	24	164	6.8	17	1
Studstill	18	252	14.0	40	2
Tucker	12	230	19.2	51	0
Mason	12	127	10.6	32	1
Ellison	10	84	8.4	20	2
Long	3	35	11.7	15	1
Curran	3	25	8.3	14	0
Klein	2	20	10.0	12	0
Ray	1	11	11.0	11	0
C. Williams	1	9	9.0	9	0
Jordan	1	-5	-5.0	-5	0
Rams	218	2658	12.2	71	17
Opponents	196	2615	13.3	67	15

Interceptions	No.	Yds.	Avg.	LG	TD
C. Williams	5	108	21.6	65	1
Alexander	4	47	11.8	25	1
Nettles	3	54	18.0	32	0
Pottios	2	27	13.5	14	0
Meador	2	22	11.0	12	0
Petitbon	1	10	10.0	10	0
Pardee	1	9	9.0	9	0
Baughan	1	3	3.0	3	0
Rams	19	280	14.7	65	2
Opponents	13	92	7.1	19	0

Punting	No.	Yds.	Avg.	LG	Blk.
Studstill	67	2618	39.0	53	0
Rams	67	2618	39.0	53	0
Opponents	88	3329	37.8	67	2

Punt Returns	No.	FC	Yds.	Avg.	LG	TD
Haymond	53	15	376	7.1	30	0
Alexander	7	1	38	5.4	49	0
Nettles	2	0	4	2.0	4	0
Shaw	0	1	0	0.0	0	0
Rams	62	17	418	6.7	49	0
Opponents	32	15	181	5.7	59	0

Kickoff Returns	No.	Yds.	Avg.	LG	TD
Haymond	35	1022	29.2	98t	1
Alexander	7	126	18.0	30	0
Curran	3	51	17.0	21	0
Ellison	1	20	20.0	20	0
M. Johnson	1	17	17.0	17	0
Rams	47	1236	26.3	98t	1
Opponents	71	1278	18.0	44	0

Field Goals	1-19	20-29	30-39	40-49	50+	T
Ray	10-11	11-14	5-11	3-9	0-0	29-45

Passing	Att.	Comp.	Yds.	Pct.	Yds./Att.	TD	TD%	Int.	Int%	LG	Sack-Lost	Rating
Gabriel	407	211	2552	51.8	6.27	16	3.9	12	2.9	71	20-134	72.2
Sweetan	13	6	81	46.2	6.23	1	7.6	0	0.0	22	2-15	92.1
Josephson	1	1	25	100.0	25.00	0	0.0	0	0.0	25	1-1	118.8
L. Smith	2	0	0	0.0	0.00	0	0.0	0	0.0	0	0-0	39.6
Curran	2	0	0	0.0	0.00	0	0.0	1	50.0	0	0-0	0.0
Studstill	1	0	0	0.0	0.00	0	0.0	0	0.0	0	0-0	39.6
Rams	426	218	2658	51.2	5.59	17	3.9	13	3.1	71	23-150	71.3
Opponents	378	196	2615	51.9	5.08	15	3.9	19	5.0	67	53-426	66.4

COACH: GEORGE ALLEN

1969 (11-3) 1st, NFC West



DATE	W/L	Score.....Opponent	Attend.
9/21	W	27-20 @ Baltimore	(56,864)
9/28	W	17-7 ATLANTA	(58,031)
10/5	W	36-17 NEW ORLEANS	(54,879)
10/12	W	27-21 @ San Francisco	(45,995)
10/19	W	34-21 GREEN BAY	(78,947)
10/26	W	9-7 @ Chicago	(45,985)
11/2	W	38-6 @ Atlanta	(54,357)
11/9	W	41-30 SAN FRANCISCO	(73,975)
11/16	W	23-17 @ Philadelphia	(60,658)
11/23	W	24-23 DALLAS	(79,105)
11/30	W	24-13 @ Washington	(50,352)
12/7	L	13-20 MINNESOTA	(80,430)
12/14	L	0-28 @ Detroit	(53,256)
12/21	L	7-13 BALTIMORE	(73,326)
12/27*	L	20-23 @ Minnesota	(47,900)
1/3**W	31-0	Dallas	(31,151)

* Western Conference Playoff
** Playoff Bowl Game at Miami

	RAMS	OPP.
First Downs	209	242
Rushing	75	84
Passing	114	125
Penalty	20	33
Total Net Yards	3934	4001
Avg./Game	281.0	285.8
Total Plays	814	895
Avg./Play	4.8	4.5
Net Yards Rushing	1413	1475
Avg./Game	100.9	105.4
Total Rushes	382	415
Net Yards Passing	2521	2526
Avg./Game	180.1	180.4
Sacked-Yds. Lost	17-129	50-393
Gross Yards	2650	2919
Att-Comp-Int	416-222-7	430-202-26
Comp. %	53.4	46.9
Punts/Avg.	80-40.7	77-41.0
Penalties/Yards	95-994	88-709
Fumbles/ Ball Lost	23-12	33-12
Touchdowns	36	26
Rushing	8	8
Passing	25	18
Other	3	0

Score by Periods	1	2	3	4	T
Rams	60	102	78	80	- 320
Opponents	53	82	37	71	- 243

Scoring	TD	Ru	Pa	Rt	PAT	FG	S	Pts
Gossett	0	0	0	0	36-36	22-34	0	102
Tucker	7	0	7	0	0-0	0-0	0	42
Snow	6	0	6	0	0-0	0-0	0	36
Gabriel	5	5	0	0	0-0	0-0	0	30
Truax	5	0	5	0	0-0	0-0	0	30
L. Smith	3	1	2	0	0-0	0-0	0	18
Mason	2	1	1	0	0-0	0-0	0	12
Josephson	2	0	2	0	0-0	0-0	0	12
Meador	2	0	0	2	0-0	0-0	0	12
Ellison	2	1	1	0	0-0	0-0	0	12
R. Smith	1	0	0	1	0-0	0-0	0	6
Klein	1	0	1	0	0-0	0-0	0	6
TEAM	0	0	0	0	0-0	0-0	1	2
Rams	36	8	25	3	36-36	22-34	1	320
Opponents	26	8	18	0	25-26	20-25	1	243

Usual Starters

WR	Snow (14)	DE	D. Jones (14)
LT	Cowan (14)	DT	Olsen (14)
LG	Mack (14)	DT	Bacon (13)
C	Iman (14)	DE	Talbert (13)
RG	Scibelli (7)	LLB	Pardee (14)
	LaHood (7)	MLB	Woodlief (11)
RT	Brown (14)	RLB	Baughan (13)
TE	Truax (13)	CB	C. Williams (14)
WR	Tucker (14)	CB	R. Smith (11)
QB	Gabriel (14)	S	Petitbon (12)
RB	Josephson (14)	S	Meador (14)
RB	L. Smith (14)		

Rushing	No.	Yds.	Avg.	LG	TD
L. Smith	166	599	3.6	46	1
Josephson	124	461	3.7	17	0
Gabriel	35	156	4.5	22	5
Mason	33	135	4.1	17	1
Ellison	20	56	2.8	15	1
Meador	1	5	5.0	5	0
Bass	1	1	1.0	1	0
Lang	1	1	1.0	1	0
Sweetan	1	-1	-1.0	-1	0
Rams	382	1413	3.7	46	8
Opponents	415	1475	3.6	28	8

Receiving	No.	Yds.	Avg.	LG	TD
Snow	49	734	15.0	74	6
L. Smith	46	300	6.5	38	2
Tucker	38	629	16.6	93	7
Truax	37	431	11.7	49	5
Josephson	32	295	9.2	51	2
Mason	11	185	16.9	67	1
Ellison	4	31	7.8	14	1
Studstill	3	28	9.3	11	0
Klein	2	17	8.5	16	1
Rams	222	2650	11.9	93	25
Opponents	202	2919	14.5	70	18

Interceptions	No.	Yds.	Avg.	LG	TD
Meador	5	97	19.4	38	2
Petitbon	5	46	9.2	25	0
C. Williams	4	97	24.3	40	0
Woodlief	4	29	7.3	10	0
R. Smith	3	70	23.3	24	1
Nettles	2	37	18.5	25	0
Pardee	1	19	19.0	19	0
Pottios	1	16	16.0	16	0
Daniel	1	13	13.0	13	0
Rams	26	424	16.3	40	3
Opponents	7	40	5.7	29	0

Punting	No.	Yds.	Avg.	LG	Blk.
Studstill	80	3259	40.7	60	0
Rams	80	3259	40.7	60	0
Opponents	77	3154	41.0	58	1

Punt Returns	No.	FC	Yds.	Avg.	LG	TD
Haymond	33	8	435	13.2	52	0
R. Smith	23	6	122	5.3	21	0
Pergine	1	0	0	0.0	0	0
Meador	1	0	-1	-1.0	-1	0
Rams	58	14	556	9.6	52	0
Opponents	36	13	181	5.0	19	0

Kickoff Returns	No.	Yds.	Avg.	LG	TD
R. Smith	27	585	21.7	37	0
Haymond	16	375	23.4	36	0
Lang	4	70	17.5	25	0
Curran	2	28	14.0	22	0
Ellison	2	38	19.0	22	0
Burman	1	11	11.0	11	0
Klein	1	0	0.0	0	0
Rams	53	1107	20.9	37	0
Opponents	56	1208	21.6	88	0

Field Goals	1-19	20-29	30-39	40-49	50+	T
Gossett	7-7	8-8	6-7	1-11	0-1	22-34

Passing	Att.	Comp.	Yds.	Pct.	Yds./Att.	TD	TD%	Int.	Int%	LG	Sack-Lost	Rating
Gabriel	399	217	2549	54.4	6.39	24	6.0	7	1.8	93t	14-112	86.8
Sweetan	13	5	101	38.5	7.77	1	7.7	0	0.0	67t	1-4	92.1
Ellison	2	0	0	0.0	0.00	0	0.0	0	0.0	0	0-0	39.6
L. Smith	1	0	0	0.0	0.00	0	0.0	0	0.0	0	2-13	39.6
Meador	1	0	0	0.0	0.00	0	0.0	0	0.0	0	0-0	39.6
Rams	416	222	2650	53.4	5.82	25	6.0	7	1.7	93t	17-129	86.1
Opponents	430	202	2919	46.9	6.79	18	4.2	26	6.0	70	50-393	58.3

COACH: GEORGE ALLEN

1968 (10-3-1) 2ND, NFC WEST



DATE	W/L	Score.....	Opponent	Attend.
9/16	W	24-13	@ St. Louis	(49,757)
9/22	W	45-10	PITTSBURGH	(49,647)
9/29	W	24-6	@ Cleveland	(82,514)
10/6	W	24-10	SAN FRANCISCO	(69,520)
10/13	W	16-14	@ Green Bay (Mil.)	(49,646)
10/20	W	27-14	@ ATLANTA	(54,443)
10/27	L	10-27	@ Baltimore	(60,238)
11/3	W	10-7	DETROIT	(77,982)
11/10	W	17-10	@ Atlanta	(53,979)
11/17	T	20-20	@ San Francisco	(41,815)
11/24	W	24-21	NEW YORK GIANTS	(68,534)
12/1	W	31-3	@ Minnesota	(47,644)
12/8	L	16-17	CHICAGO	(66,368)
12/15	L	24-28	BALTIMORE	(69,397)

	RAMS	OPP.
First Downs	245	190
Rushing	111	66
Passing	115	104
Penalty	19	20
Total Net Yards	4104	3118
Avg./Game	293.1	222.7
Total Plays	887	750
Avg./Play	4.7	4.2
Net Yards Rushing	1932	1305
Avg./Game	138.0	93.2
Total Rushes	503	397
Net Yards Passing	2172	1813
Avg./Game	155.1	129.5
Sacked-Yds. Lost	28-241	51-383
Gross Yards	2413	2196
Att-Comp-Int	384-189-17	353-158-25
Comp. %	49.2	44.8
Punts/Avg.	81-39.6	88-40.0
Penalties/Yards	74-760	88-806
Fumbles/ Ball Lost	21-12	31-19
Touchdowns	37	25
Rushing	14	9
Passing	20	12
Other	3	4

Score by Periods	1	2	3	4	T
Rams	62	91	64	95	- 312
Opponents	57	71	27	45	- 200

Scoring	TD	Ru	Pa	Rt	PAT	FG	S	Pts
Gossett	0	0	0	0	37-37	17-31	0	88
Ellison	7	5	2	0	0-0	0-0	0	42
Casey	5	0	5	0	0-0	0-0	0	30
Tucker	4	0	4	0	0-0	0-0	0	24
Gabriel	4	4	0	0	0-0	0-0	0	24
Bass	3	1	2	0	0-0	0-0	0	18
Truax	3	0	3	0	0-0	0-0	0	18
Mason	3	3	0	0	0-0	0-0	0	18
Snow	3	0	3	0	0-0	0-0	0	18
Pardee	2	0	0	2	0-0	0-0	0	12
R. Smith	1	0	0	1	0-0	0-0	0	6
Dyer	1	1	0	0	0-0	0-0	0	6
Studstill	1	0	1	0	0-0	0-0	0	6
Pivec	0	0	0	0	0-0	0-0	1	2
Rams	37	14	20	3	37-37	17-31	1	312
Opponents	25	9	12	4	23-24	9-17	0	200

Usual Starters

E	Snow (13)	DE	D. Jones (14)
LT	Carollo (14)	DT	Olsen (14)
LG	Mack (14)	DT	Brown (14)
C	Iman (14)	DE	Schumacher (9)
RG	Scibelli (14)	LLB	Pardee (14)
RT	Cowan (13)	MLB	Pottios (14)
TE	Truax (13)	RLB	Baughan (14)
FL	Casey (11)	CB	C.Williams (12)
QB	Gabriel (14)	CB	Cross (14)
RB	Ellison (8)	S	R. Smith (14)
	Mason (7)	S	Meador (14)
RB	Bass (10)		

Rushing	No.	Yds.	Avg.	LG	TD
Ellison	151	616	4.1	52t	5
Bass	121	494	4.1	20	1
Mason	108	395	3.7	19	3
Gabriel	34	139	4.1	19	4
Dennis	29	136	4.7	16	0
Dyer	55	136	2.5	15	1
Meador	1	11	11.0	11	0
Plum	2	3	1.5	2	0
Ezerins	2	2	1.0	1	0
Rams	503	1932	3.8	52t	14
Opponents	397	1305	3.3	28	9

Receiving	No.	Yds.	Avg.	LG	TD
Truax	35	417	11.9	22	3
Casey	29	565	19.5	55t	5
Snow	29	500	17.2	54	3
Bass	27	195	7.2	28t	2
Ellison	20	248	12.4	36t	2
Mason	15	144	9.6	31	0
Dennis	8	53	6.6	17	0
Dyer	8	37	4.6	15	0
Tucker	7	124	17.7	60t	4
Studstill	7	108	15.4	25	1
Pivec	3	27	9.0	12	0
Gabriel	1	-5	-5.0	0	0
Rams	189	2413	12.8	60t	20
Opponents	158	2196	13.9	65	12

Interceptions	No.	Yds.	Avg.	LG	TD
C. Williams	7	51	7.3	36	0
Meador	6	37	6.2	20	0
Baughan	4	29	7.3	16	0
R. Smith	3	28	9.3	19	0
Cross	3	0	0.0	0	0
Pardee	2	75	37.5	46t	2
Rams	25	220	8.8	46t	2
Opponents	17	286	16.8	90t	2

Punting	No.	Yds.	Avg.	LG	Blk.
Studstill	81	3207	39.6	58	0
Rams	81	3207	39.6	58	0
Opponents	88	3522	40.0	65	3

Punt Returns	No.	FC	Yds.	Avg.	LG	TD
R. Smith	27	6	171	6.3	24	0
Meador	17	15	136	8.0	40	0
Rams	44	21	307	7.0	40	0
Opponents	30	29	206	6.9	54	1

Kickoff Returns	No.	Yds.	Avg.	LG	TD
R. Smith	26	718	27.6	94t	1
Ellison	12	268	22.3	40	0
Dennis	2	2	1.0	2	0
C. Williams	1	16	16.0	16	0
Meador	1	20	20.0	20	0
Ezerins	1	0	0.0	0	0
Pivec	2	0	0.0	0	0
Rams	45	1024	22.8	94t	1
Opponents	62	1262	20.4	98t	1

Passing	Att.	Comp.	Yds.	Pct.	Yds./Att.	TD	TD%	Int.	Int%	LG	Sack-Lost	Rating
Gabriel	366	184	2364	50.3	6.46	19	5.2	16	4.4	60t	n/a	70.0
Plum	12	5	49	41.7	4.08	1	8.3	1	8.3	25	n/a	46.9
Mason	2	0	0	0.0	0.00	0	0.0	0	0.0	0	n/a	39.6
Dennis	2	0	0	0.0	0.00	0	0.0	0	0.0	0	n/a	39.6
Ellison	1	0	0	0.0	0.00	0	0.0	0	0.0	0	n/a	39.6
Studstill	1	0	0	0.0	0.00	0	0.0	0	0.0	0	n/a	39.6
Rams	384	189	2413	49.2	5.27	20	5.2	17	4.4	60t	28-241	68.2
Opponents	353	158	2196	44.8	6.22	12	3.4	25	7.1	65	51-383	47.1

COACH: GEORGE ALLEN

1967 (11-1-2) 1ST, NFC WEST



DATE	W/L	Score.....Opponent	Attend.
9/17	W	27-13 @ New Orleans	(80,879)
9/22	W	39-3 MINNESOTA	(52,255)
10/1	W	35-13 @ Dallas	(75,229)
10/8	L	24-27 SAN FRANCISCO	(60,424)
10/15	T	24-24 @ Baltimore	(60,238)
10/22	T	28-28 WASHINGTON	(55,381)
10/29	W	28-17 @ Chicago	(46,073)
11/5	W	17-7 @ San Francisco	(53,194)
11/12	W	33-17 PHILADELPHIA	(57,628)
11/19	W	31-7 @ Atlanta	(56,871)
11/23	W	31-7 @ Detroit	(54,389)
12/3	W	20-3 ATLANTA	(40,395)
12/9	W	27-24 GREEN BAY	(76,637)
12/17	W	34-10 BALTIMORE	(77,277)
12/23*	L	7-28 @ Green Bay	(49,861)
1/7**W	30-6	Cleveland.....(37,102)	

* Western Conference Playoff
** Playoff Bowl Game at Miami

	RAMS	OPP.
First Downs	262	200
Rushing	106	75
Passing	133	104
Penalty	23	21
Total Net Yards	4640	3526
Avg./Game	331.4	251.9
Total Plays	880	806
Avg./Play	5.3	4.4
Net Yards Rushing	1906	1119
Avg./Game	136.1	79.9
Total Rushes	490	361
Net Yards Passing	2734	2407
Avg./Game	173.9	171.9
Sacked-Yds. Lost	25-213	43-287
Gross Yards	2947	2694
Att-Comp-Int	390-206-16	445-212-32
Comp. %	52.8	47.6
Punts/Avg.	68-42.2	86-40.8
Penalties/Yards	85-854	91-912
Fumbles/ Ball Lost	32-13	18-13
Touchdowns	48	23
Rushing	16	6
Passing	28	14
Other	4	3

Score by Periods	1	2	3	4	T
Rams	32	133	103	130	- 398
Opponents	54	60	34	48	- 196

Scoring	TD	Ru	Pa	Rt	PAT	FG	S	Pts
Gossett	0	0	0	0	48-48	20-43	0	108
Josephson	8	4	4	0	0-0	0-0	0	48
Snow	8	0	8	0	0-0	0-0	0	48
Casey	8	0	8	0	0-0	0-0	0	48
Bass	7	6	1	0	0-0	0-0	0	42
Gabriel	6	6	0	0	0-0	0-0	0	36
Truax	4	0	4	0	0-0	0-0	0	24
Pardee	2	0	0	2	0-0	0-0	0	12
Pope	2	0	2	0	0-0	0-0	0	12
Meador	2	0	0	2	0-0	0-0	0	12
Pivec	1	0	1	0	0-0	0-0	0	6
D. Jones	0	0	0	0	0-0	0-0	1	2
Rams	48	16	28	4	48-48	20-43	1	398
Opponents	23	6	14	3	22-23	12-26	0	196

Usual Starters

E	Snow	DE	D. Jones
LT	Carollo	DT	Olsen
LG	Mack	DT	Brown
C	Iman	DE	Lundy
RG	Scibelli	LLB	Pardee
RT	Cowan	MLB	Pottios
TE	Truax	RLB	Baughan
FL	Casey	CB	C. Williams
QB	Gabriel	CB	Cross
RB	Josephson	S	Lamson
RB	Bass	S	Meador

Rushing	No.	Yds.	Avg.	LG	TD
Josephson	178	800	4.5	27	4
Bass	187	627	3.4	27	6
Mason	63	213	3.4	16	0
Gabriel	43	198	4.6	23	6
Ellison	14	84	6.0	42	0
Stiger	3	6	2.0	3	0
Munson	2	-22	-11.0	0	0
Rams	490	1906	3.9	42	16
Opponents	361	1119	3.1	31	6

Receiving	No.	Yds.	Avg.	LG	TD
Casey	53	871	16.4	57t	8
Truax	37	487	13.2	41	4
Josephson	37	400	10.8	48	4
Snow	28	735	26.3	80t	8
Bass	27	212	7.9	30	1
Mason	13	70	5.4	24	0
Pope	8	152	19.0	48t	2
Pivec	2	2	1.0	2t	1
Ellison	1	18	18.0	18	0
Rams	206	2947	14.3	80t	28
Opponents	212	2694	12.7	86t	14

Interceptions	No.	Yds.	Avg.	LG	TD
Meador	8	103	12.9	30t	2
Pardee	6	95	15.8	40t	2
C. Williams	4	75	18.8	29	0
Baughan	4	69	17.3	31	0
Daniel	2	45	22.5	35	0
Woodlief	2	24	12.0	15	0
Lamson	2	18	9.0	10	0
Cross	2	0	0.0	0	0
Pottios	1	24	24.0	24	0
Crabb	1	23	23.0	23	0
Rams	32	476	14.9	40t	4
Opponents	16	186	11.6	38	0

Punting	No.	Yds.	Avg.	LG	Blk.
Kilgore	68	2872	42.2	68	2
Rams	68	2872	42.2	68	2
Opponents	86	3510	40.8	69	2

Punt Returns	No.	FC	Yds.	Avg.	LG	TD
Cross	17	6	136	8.0	39	0
Meador	21	7	131	6.2	22	0
Tucker	6	1	40	6.7	11	0
Stiger	4	0	9	2.3	5	0
Crabb	1	0	0	0.0	0	0
Winston	1	0	12	12.0	12	0
Rams	50	14	328	6.6	39	0
Opponents	33	8	240	7.3	51	0

Kickoff Returns	No.	Yds.	Avg.	LG	TD
Ellison	13	340	26.2	58	0
Tucker	11	242	22.0	37	0
C. Williams	7	161	23.0	29	0
Josephson	5	91	18.2	35	0
Cross	4	134	33.5	50	0
Winston	3	65	21.7	24	0
Rams	43	1033	24.0	58	0
Opponents	66	1414	21.4	104t	2

Passing	Att.	Comp.	Yds.	Pct.	Yds./Att.	TD	TD%	Int.	Int%	LG	Sack-Lost	Rating
Gabriel	371	196	2779	52.8	7.49	25	6.7	13	2.9	80t	n/a	85.2
Munson	10	5	38	50.0	3.80	1	10.0	2	20.0	18	n/a	52.1
Mason	3	2	65	66.7	21.67	1	33.3	0	0.0	51t	n/a	149.3
Josephson	5	2	47	40.0	9.40	0	0.0	1	20.0	24	n/a	35.0
Meador	1	1	18	100.0	18.00	1	100.0	0	0.0	18	n/a	158.3
Rams	390	206	2947	52.8	6.59	28	7.2	16	4.1	80t	25-213	84.4
Opponents	445	212	2694	47.7	6.05	14	3.1	32	7.2	86t	43-287	47.5

COACH: GEORGE ALLEN

1966 (8-6) 3RD, WESTERN CONF.



DATE	W/L	Score.....	Opponent	Attend.
9/11	W	19-14	@ Atlanta	(54,418)
9/16	W	31-17	CHICAGO	(58,916)
9/25	L	13-24	@ Green Bay	(50,861)
9/30	W	34-3	SAN FRANCISCO	(45,642)
10/9	W	14-7	@ Detroit	(52,793)
10/16	L	7-35	@ Minnesota	(47,426)
10/23	L	10-17	@ Chicago	(47,475)
10/30	L	3-17	BALTIMORE	(57,898)
11/6	L	13-21	@ San Francisco	(35,372)
11/13	W	55-14	NEW YORK GIANTS	(34,746)
11/20	W	21-6	MINNESOTA	(38,775)
11/27	W	23-7	@ Baltimore	(60,238)
12/4	W	23-3	DETROIT	(40,039)
12/18	L	23-27	GREEN BAY	(72,416)

	RAMS	OPP.
First Downs	255	196
Rushing	103	64
Passing	133	114
Penalty	19	18
Total Net Yards	4282	3771
Avg./Game	305.9	269.4
Total Plays	952	852
Avg./Play	4.5	4.4
Net Yards Rushing	1742	1302
Avg./Game	124.4	93.0
Total Rushes	448	401
Net Yards Passing	2540	2469
Avg./Game	181.4	176.4
Sacked-Yds. Lost	54-351	45-361
Gross Yards	2891	2830
Att-Comp-Int	450-249-17	406-190-26
Comp. %	55.3	46.8
Punts/Avg.	71-42.8	73-43.8
Penalties/Yards	72-651	76-704
Fumbles/ Ball Lost	25-12	37-20
Touchdowns	29	26
Rushing	12	10
Passing	12	13
Returns	5	3

Scoring	TD	Ru	Pa	Rt	PAT	FG	S	Pts
Gossett	0	0	0	0	29-29	28-49	0	113
Bass	8	8	0	0	0-0	0-0	0	48
Moore	4	1	3	0	0-0	0-0	0	24
Gabriel	3	3	0	0	0-0	0-0	0	18
Snow	3	0	3	0	0-0	0-0	0	18
McDonald	2	0	2	0	0-0	0-0	0	12
Josephson	1	0	1	0	0-0	0-0	0	6
Pope	1	0	1	0	0-0	0-0	0	6
Stiger	1	0	1	0	0-0	0-0	0	6
McKeever	1	0	1	0	0-0	0-0	0	6
Cross	1	0	0	1	0-0	0-0	0	6
Lundy	1	0	0	1	0-0	0-0	0	6
Truax	1	0	0	1	0-0	0-0	0	6
C. Williams	1	0	0	1	0-0	0-0	0	6
Lamson	1	0	0	1	0-0	0-0	0	6
Grier	0	0	0	0	0-0	0-0	1	2
Rams	29	12	12	5	29-29	28-49	1	289
Opponents	26	10	13	3	26-26	10-22	0	212

Usual Starters

E	Snow	DE	D. Jones
LT	Carollo	DT	Olsen
LG	Mack	DT	Grier
C	Iman	DE	Lundy
RG	Scibelli	LLB	Pardee
RT	Cowan	MLB	George
TE	Truax	RLB	Baughan
FL	McDonald	CB	C. Williams
QB	Gabriel	CB	Cross
RB	Josephson	S	Lamson
RB	Bass	S	Meador

Passing	Att.	Comp.	Yds.	Pct.	Yds./Att.	TD	TD%	Int.	Int%	LG	Sack-Lost	Rating
Gabriel	397	217	2540	54.7	6.40	10	2.5	16	4.0	84t	n/a	65.9
Munson	50	30	284	60.0	5.68	2	4.0	1	2.0	25	n/a	80.8
Kilgore	1	1	47	100.0	47.00	0	0.0	0	0.0	47	n/a	118.8
Moore	1	1	20	100.0	20.00	0	0.0	0	0.0	20	n/a	118.8
Meador	1	0	0	0.0	0.00	0	0.0	0	0.0	0	n/a	39.6
Rams	450	249	2891	55.3	5.04	12	2.7	17	3.8	84t	54-351	68.1
Opponents	406	190	2830	46.8	5.47	13	3.2	26	6.4	n/a	45-361	54.1

Rushing	No.	Yds.	Avg.	LG	TD
Bass	248	1090	4.7	50	8
Moore	104	292	2.8	18	1
Gabriel	52	176	3.9	14	3
Josephson	14	97	6.9	14	0
Stiger	24	95	4.0	19	0
Meador	1	7	7.0	7	0
Munson	4	3	0.8	2	0
Iman	1	2	2.0	2	0
Rams	448	1742	3.9	50	12
Opponents	401	1302	3.2	n/a	10

Receiving	No.	Yds.	Avg.	LG	TD
Moore	60	433	7.2	30t	3
McDonald	55	714	13.0	62	2
Snow	34	634	18.6	84t	3
Bass	31	274	8.8	40	0
Truax	29	314	10.8	21	0
McKeever	23	277	12.0	31	1
Stiger	8	72	9.0	18	1
Heckard	5	102	20.4	50	0
Josephson	2	10	5.0	6	1
Crabb	1	47	47.0	47	0
Pope	1	14	14.0	14t	1
Rams	249	2891	11.6	84t	12
Opponents	190	2830	12.9	n/a	13

Interceptions	No.	Yds.	Avg.	LG	TD
C. Williams	8	97	12.1	32t	1
Meador	5	60	12.0	31	0
Lamson	5	59	11.8	44t	1
Baughan	2	3	1.5	3	0
Pardee	2	0	0.0	0	0
Cross	1	60	60.0	60t	1
D. Jones	1	50	50.0	50	0
Lundy	1	33	33.0	33t	1
Gremminger	1	0	0.0	0	0
Rams	26	362	13.9	60t	4
Opponents	17	338	19.9	100t	2

Punting	No.	Yds.	Avg.	LG	Blk.
Kilgore	71	3037	42.8	58	0
Rams	71	3037	42.8	58	0
Opponents	73	3194	43.8	n/a	n/a

Punt Returns	No.	FC	Yds.	Avg.	LG	TD
Stiger	33	7	259	7.8	49	0
Cross	12	4	82	6.8	24	0
Rams	45	11	341	7.6	49	0
Opponents	49	n/a	269	5.5	76	0

Kickoff Returns	No.	Yds.	Avg.	LG	TD
C. Williams	15	420	28.0	81	0
Cross	12	348	29.0	67	0
Stiger	7	150	21.4	28	0
Dyer	5	61	12.2	21	0
Currie	1	25	25.0	25	0
McKeever	1	8	8.0	8	0
Lamson	1	3	3.0	3	0
Rams	42	1015	24.2	81	0
Opponents	58	1329	22.9	94	1

COACH: HARLAND SVARE

1965 (4-10) 7TH, WESTERN CONF.



DATE	W/L	Score.....Opponent	Attend.
9/19	L	0-20@ Detroit	(46,941)
9/26	W	30-28CHICAGO	(36,359)
10/3	L	35-38MINNESOTA	(36,755)
10/10	L	6-31@ Chicago	(45,760)
10/17	L	21-45SAN FRANCISCO	(38,615)
10/24	L	20-35@ Baltimore	(60,238)
10/31	L	7-31DETROIT	(35,187)
11/7	L	13-24@ Minnesota	(47,426)
11/14	L	3-6@ Green Bay	(48,485)
11/21	L	27-30@ San Francisco	(39,253)
11/28	W	21-10GREEN BAY	(39,733)
12/5	W	27-3@ St. Louis	(27,943)
12/12	W	42-7CLEVELAND	(49,048)
12/18	L	17-20BALTIMORE	(46,636)

	RAMS	OPP.
First Downs	251	208
Rushing	76	82
Passing	153	113
Penalty	22	13
Total Net Yards	4179	4023
Avg./Game	298.5	287.4
Total Plays	868	798
Avg./Play	4.8	5.0
Net Yards Rushing	1464	1409
Avg./Game	104.6	100.7
Total Rushes	378	417
Net Yards Passing	2715	2614
Avg./Game	193.9	186.7
Sacked-Yds. Lost	45-344	32-270
Gross Yards	3059	2884
Att-Comp-Int	445-230-19	349-205-11
Comp. %	51.7	58.7
Punts/Avg.	66-39.7	66-45.4
Penalties/Yards	61-560	70-566
Fumbles/ Ball Lost	40-22	27-15
Touchdowns	32	40
Rushing	8	16
Passing	22	22
Returns	2	2

Scoring	TD	Ru	Pa	Rt	PAT	FG	S	Pts
Gossett	0	0	0	0	30-32	15-26	0	75
McDonald	9	0	9	0	0-0	0-0	0	54
Bass	4	2	2	0	0-0	0-0	0	24
McKeever	4	0	4	0	0-0	0-0	0	24
Baker	3	1	2	0	0-0	0-0	0	18
Snow	3	0	3	0	0-0	0-0	0	18
Gabriel	2	2	0	0	0-0	0-0	0	12
Munson	1	1	0	0	0-0	0-0	0	6
Wilson	1	1	0	0	0-0	0-0	0	6
Truax	1	0	1	0	0-0	0-0	0	6
Meador	1	1	0	0	0-0	0-0	0	6
W. Brown	1	0	1	0	0-0	0-0	0	6
Martin	1	0	0	1	0-0	0-0	0	6
Molden	1	0	0	1	0-0	0-0	0	6
D. Jones	0	0	0	0	0-0	0-0	1	2
Rams	32	8	22	2	30-32	15-26	1	269
Opponents	40	16	22	2	40-40	16-32	0	328

Usual Starters

E	Snow	DE	D. Jones
LT	Carollo	DT	Olsen
LG	Chuy	DT	Grier
C	Iman	DE	Lundy
RG	Scibelli	LLB	Guillory
RT	Cowan	MLB	Woodlief
TE	McKeever	RLB	Currie
FL	McDonald	CB	C. Williams
QB	Gabriel	CB	McIlhany
RB	Josephson	S	Lamson
RB	Bass	S	Meador

Passing	Att.	Comp.	Yds.	Pct.	Yds./Att.	TD	TD%	Int.	Int%	LG	Sack-Lost	Rating
Gabriel	173	83	1321	48.0	7.64	11	6.4	5	2.9	60t	n/a	83.0
Munson	267	144	1701	53.9	6.37	10	3.7	14	5.2	47t	n/a	64.2
Josephson	2	1	15	50.0	7.50	1	50.0	0	0.0	15t	n/a	114.6
Baker	1	1	14	100.0	14.00	0	0.0	0	0.0	14	n/a	118.8
Wilson	1	1	8	100.0	8.00	0	0.0	0	0.0	8	n/a	118.8
Meador	1	0	0	0.0	0.00	0	0.0	0	0.0	0	n/a	39.6
Rams	445	230	3059	51.7	6.87	22	4.9	19	4.3	60t	45-344	72.5
Opponents	349	205	2884	58.7	6.86	22	6.3	11	3.2	n/a	32-270	93.3

Rushing	No.	Yds.	Avg.	LG	TD
Bass	121	549	4.8	49t	2
Josephson	71	225	3.5	18	0
Wilson	60	189	3.4	20	1
Munson	26	157	6.8	38	1
Brown	44	133	3.5	19	0
Baker	25	82	3.3	10	1
Gabriel	23	79	4.1	17	2
Meador	2	35	17.5	24	1
Stiger	3	12	4.0	4	0
C. Williams	3	3	1.0	2	0
Rams	378	1464	3.9	49t	8
Opponents	417	1409	3.4	n/a	16

Receiving	No.	Yds.	Avg.	LG	TD
McDonald	67	1036	15.5	51	9
McKeever	44	542	12.3	47t	4
Snow	38	559	14.7	60t	3
Baker	22	210	9.5	38t	2
Bass	21	230	11.0	36	2
Josephson	18	169	9.4	30	0
Wilson	9	110	12.2	38	0
Truax	6	108	18.0	59t	1
W. Brown	4	91	22.8	37	1
Heckard	1	4	4.0	4	0
Rams	230	3059	13.3	60t	22
Opponents	205	2884	14.1	n/a	22

Interceptions	No.	Yds.	Avg.	LG	TD
Martin	2	60	30.0	37t	1
Meador	2	57	28.5	29	0
McIlhany	2	7	3.5	7	0
Lamson	2	0	0.0	0	0
Molden	1	59	59.0	59	0
Richardson	1	33	33.0	33	0
Livingston	1	8	8.0	0	0
Rams	11	224	20.4	59	1
Opponents	19	156	8.2	26	0

Punting	No.	Yds.	Avg.	LG	Blk.
Lothridge	42	1619	38.5	55	1
Kilgore	24	999	41.6	56	0
Rams	66	2618	39.7	56	1
Opponents	66	2997	45.4	n/a	n/a

Punt Returns	No.	FC	Yds.	Avg.	LG	TD
Stiger	13	1	106	8.2	22	0
Brown	9	7	63	7.0	15	0
B. Smith	9	0	56	6.2	19	0
Bass	1	0	0	0.0	0	0
Rams	32	8	225	7.0	22	0
Opponents	25	n/a	176	7.0	n/a	1

Kickoff Returns	No.	Yds.	Avg.	LG	TD
Brown	24	615	25.6	52	0
B. Smith	17	457	26.9	56	0
C. Williams	9	213	23.7	31	0
Wilson	3	66	22.0	29	0
Rams	53	1351	25.5	56	0
Opponents	54	1364	25.3	92	0

COACH: HARLAND SVARE

1964 (5-7-2) 5TH, WESTERN CONF.



DATE	W/L	Score.....	Opponent	Attend.
9/13	W	26-14	@ Pittsburgh	(33,988)
9/19	T	17-17	DETROIT	(52,001)
9/27	W	22-13	MINNESOTA	(50,009)
10/4	L	20-35	@ Baltimore	(56,537)
10/11	L	17-38	@ Chicago	(47,358)
10/18	W	42-14	SAN FRANCISCO	(54,355)
10/25	W	27-17	@ Green Bay	(47,617)
11/1	L	17-37	@ Detroit	(52,064)
11/8	W	20-10	PHILADELPHIA	(53,994)
11/15	L	24-34	CHICAGO	(61,115)
11/22	L	7-24	BALTIMORE	(72,137)
11/29	L	13-34	@ Minnesota	(31,677)
12/6	L	7-28	@ San Francisco	(31,791)
12/13	T	24-24	GREEN BAY	(40,735)

	RAMS	OPP.
First Downs	208	235
Rushing	78	92
Passing	104	131
Penalty	26	12
Total Net Yards	3908	4195
Avg./Game	279.1	299.6
Total Plays	833	903
Avg./Play	4.7	4.6
Net Yards Rushing	1629	1501
Avg./Game	116.4	107.2
Total Rushes	400	419
Net Yards Passing	2279	2694
Avg./Game	162.8	192.4
Sacked-Yds. Lost	65-490	49-400
Gross Yards	2769	3094
Att-Comp-Int	368-173-20	435-213-17
Comp. %	47.0	49.0
Punts/Avg.	82-44.1	73-45.1
Penalties/Yards	76-803	70-675
Fumbles/ Ball Lost	40-19	28-13
Touchdowns	33	44
Rushing	11	14
Passing	18	27
Returns	4	3

Scoring	TD	Ru	Pa	Rt	PAT	FG	S	Pts
Gossett	0	0	0	0	31-33	18-24	0	85
Pope	10	0	10	0	0-0	0-0	0	60
Wilson	6	5	1	0	0-0	0-0	0	36
Josephson	4	3	1	0	0-0	0-0	0	24
Phillips	2	0	2	0	0-0	0-0	0	12
Bass	2	2	0	0	0-0	0-0	0	12
B. Smith	2	0	0	2	0-0	0-0	0	12
Dale	2	0	2	0	0-0	0-0	0	12
Allen	1	0	1	0	0-0	0-0	0	6
Lundy	1	0	0	1	0-0	0-0	0	6
Gabriel	1	1	0	0	0-0	0-0	0	6
McKeever	1	0	1	0	0-0	0-0	0	6
Martin	1	0	0	1	0-0	0-0	0	6
Rams	33	11	18	4	31-33	18-24	0	283
Opponents	44	14	27	3	42-44	11-27	0	339

Usual Starters

E	Phillips	DE	D. Jones
LT	Carollo	DT	Olsen
LG	Cowan	DT	Grier
C	Hunter	DE	Lundy
RG	Chuy	LLB	McKeever
RT	Varrichione	MLB	Henry
TE	McKeever	RLB	Pardee
FL	Pope	CB	B. Smith
QB	Munson	CB	Meador
RB	Josephson	S	Crow
RB	Wilson	S	Shannon

Passing	Att.	Comp.	Yds.	Pct.	Yds./Att.	TD	TD%	Int.	Int%	LG	Sack-Lost	Rating
Gabriel	143	65	1236	45.5	8.64	9	6.3	5	3.5	70t	n/a	82.4
Munson	223	108	1533	48.4	6.87	9	4.0	15	6.7	95t	n/a	56.5
Baker	1	0	0	0.0	0.00	0	0.0	0	0.0	0	n/a	39.6
Meador	1	0	0	0.0	0.00	0	0.0	0	0.0	0	n/a	39.6
Rams	368	173	2769	47.0	7.52	18	4.9	20	5.4	95t	65-490	66.3
Opponents	435	213	2694	49.0	6.19	27	6.2	17	3.9	n/a	49-400	73.1

Rushing	No.	Yds.	Avg.	LG	TD
Wilson	159	553	3.5	27	5
Josephson	96	451	4.7	75	3
Bass	72	342	4.8	59	2
Munson	19	150	7.9	33	0
Baker	24	82	3.4	18	0
Shannon	17	35	2.1	8	0
Pope	2	11	5.5	17	0
Gabriel	11	5	0.5	6	1
Rams	400	1629	4.1	75	11
Opponents	419	1501	3.6	n/a	14

Receiving	No.	Yds.	Avg.	LG	TD
McKeever	41	582	14.2	46	1
Dale	32	544	17.0	44	2
Pope	25	786	31.4	95t	10
Josephson	21	269	12.8	58	1
Phillips	17	245	14.4	33	2
Wilson	15	116	7.7	30	1
Bass	9	83	9.2	24	0
Baker	8	92	11.5	31	0
Allen	2	29	14.5	19	1
Shannon	2	4	2.0	10	0
Brown	1	19	19.0	19	0
Rams	173	2769	16.0	95t	18
Opponents	213	2694	12.7	n/a	27

Interceptions	No.	Yds.	Avg.	LG	TD
Richardson	5	146	29.2	41	0
Meador	3	50	16.7	30	0
Martin	2	107	53.5	71t	1
B. Smith	2	97	48.5	97t	1
Budka	2	18	9.0	18	0
Pardee	1	32	32.0	32	0
Crow	1	23	23.0	23	0
Lundy	1	14	14.0	14t	1
Rams	17	487	28.6	97t	3
Opponents	20	452	24.6	79	2

Punting	No.	Yds.	Avg.	LG	Blk.
Villanueva	82	3616	44.1	58	0
Rams	82	3616	44.1	58	0
Opponents	73	3291	45.1	n/a	n/a

Punt Returns	No.	FC	Yds.	Avg.	LG	TD
Shannon	15	6	81	5.4	22	0
B. Smith	12	9	68	5.7	16	0
Brown	4	3	23	5.8	8	0
Meador	2	2	9	4.5	9	0
Bass	1	0	0	0.0	0	0
Rams	34	20	181	5.3	22	0
Opponents	43	n/a	360	8.4	52	0

Kickoff Returns	No.	Yds.	Avg.	LG	TD
Shannon	18	442	24.6	40	0
B. Smith	20	489	24.5	56	0
Meador	6	148	24.7	30	0
Brown	6	122	20.3	26	0
Martin	2	18	9.0	11	0
Larsen	2	14	7.0	14	0
Bass	1	25	25.0	25	0
M. Harris	1	0	0.0	0	0
Rams	56	1258	22.5	56	0
Opponents	58	1544	26.6	63	0

COACH: HARLAND SVARE

1963 (5-9) 6TH, WESTERN CONF.



DATE	W/L	Score	Opponent	Attend.
9/14	L	2-23	DETROIT	(49,342)
9/21	L	14-37	WASHINGTON	(29,295)
9/29	L	6-20	@ Cleveland	(54,713)
10/6	L	10-42	@ Green Bay	(42,327)
10/13	L	14-52	CHICAGO	(40,476)
10/20	W	27-24	MINNESOTA	(30,565)
10/27	W	28-21	SAN FRANCISCO	(45,532)
11/3	L	13-21	@ Minnesota	(33,567)
11/10	L	0-6	@ Chicago	(48,312)
11/17	W	28-21	@ Detroit	(44,951)
11/24	W	17-16	BALTIMORE	(48,555)
12/1	W	21-17	@ San Francisco	(33,321)
12/7	L	14-31	GREEN BAY	(52,357)
12/15	L	16-19	@ Baltimore	(52,834)

	RAMS	OPP.
First Downs	209	244
Rushing	80	100
Passing	117	126
Penalty	12	18
Total Net Yards	3470	4538
Avg./Game	247.8	324.1
Total Plays	848	837
Avg./Play	4.1	5.4
Net Yards Rushing	1393	1785
Avg./Game	99.5	127.5
Total Rushes	405	431
Net Yards Passing	2007	2753
Avg./Game	143.3	196.6
Sacked-Yds. Lost	59-481	27-272
Gross Yards	2488	3025
Att-Comp-Int	384-186-22	379-208-19
Comp. %	48.4	54.9
Punts/Avg.	85-44.7	61-42.5
Penalties/Yards	70-788	63-558
Fumbles/ Ball Lost	30-17	25-13
Touchdowns	26	43
Rushing	14	14
Passing	11	25
Returns	1	4

Scoring	TD	Ru	Pa	Rt	PAT	FG	S	Pts
Villanueva	0	0	0	0	25-26	9-17	0	52
Dale	7	0	7	0	0-0	0-0	0	42
Bass	5	5	0	0	0-0	0-0	0	30
Perkins	4	4	0	0	0-0	0-0	0	24
Gabriel	3	3	0	0	0-0	0-0	0	18
Arnett	2	1	1	0	0-0	0-0	0	12
Wilson	2	1	1	0	0-0	0-0	0	12
Atkins	1	0	1	0	0-0	0-0	0	6
Phillips	1	0	1	0	0-0	0-0	0	6
Shannon	1	0	0	1	0-0	0-0	0	6
Crow	0	0	0	0	0-0	0-0	1	2
Rams	26	14	11	1	25-26	9-17	1	210
Opponents	43	14	25	4	39-43	17-35	1	350

Usual Starters

E	Phillips	DE	D. Jones
LT	Carollo	DT	Olsen
LG	Cowan	DT	Grier
C	Hunter	DE	Lundy
RG	Chuy	LLB	McKeever
RT	Varrichione	MLB	Henry
TE	McKeever	RLB	Pardee
FL	Dale	CB	B. Smith
QB	Gabriel	CB	Meador
RB	Bass	S	Crow
RB	Arnett	S	Shannon

Passing	Att.	Comp.	Yds.	Pct.	Yds./Att.	TD	TD%	Int.	Int%	LG	Sack-Lost	Rating
Gabriel	281	130	1947	46.3	6.93	8	2.8	11	3.9	77t	n/a	62.7
Bratkowski	82	45	471	54.9	5.74	3	3.7	6	7.3	42	n/a	53.5
Baker	19	11	140	57.9	7.37	0	0.0	4	21.1	49	n/a	41.4
Bass	1	0	0	0.0	0.00	0	0.0	0	0.0	0	n/a	39.6
Arnett	1	0	0	0.0	0.00	0	0.0	1	100.0	0	n/a	0.0
Rams	384	186	3025	48.4	5.41	11	2.9	22	5.7	77t	59-481	55.9
Opponents	379	208	2488	54.9	7.26	25	6.6	19	5.0	n/a	27-272	79.2

Rushing	No.	Yds.	Avg.	LG	TD
Bass	143	520	3.6	51	5
Wilson	109	394	3.6	39	1
Arnett	58	208	3.6	20	1
Gabriel	39	132	3.4	16	3
Perkins	37	70	1.9	8	4
Baker	9	46	5.1	12	0
Dale	1	12	12.0	12	0
Atkins	5	11	2.2	6	0
Meador	1	1	1.0	1	0
Bratkowski	1	3	3.0	3	0
Rams	405	1393	3.4	51	14
Opponents	431	1785	4.1	n/a	14

Receiving	No.	Yds.	Avg.	LG	TD
Phillips	54	793	14.7	52	1
Dale	34	638	18.8	66t	7
Bass	30	348	11.6	53	0
Arnett	15	119	7.9	41	1
Atkins	14	174	12.4	21	1
McKeever	11	152	13.8	29	0
Wilson	9	173	19.2	77t	1
Adams	9	93	10.3	19	0
Perkins	8	61	7.6	17	0
Shannon	2	7	3.5	6	0
Rams	186	2488	11.2	77t	11
Opponents	208	3025	13.2	n/a	25

Interceptions	No.	Yds.	Avg.	LG	TD
Meador	6	38	6.3	20	0
Henry	5	43	8.6	28	0
B. Smith	2	11	6.5	11	0
Pardee	2	5	2.5	5	0
Britt	1	45	45.0	45	0
Whitmyer	1	27	27.0	27	0
Livingston	1	13	13.0	13	0
D. Jones	1	0	0.0	0	0
Rams	19	182	9.6	45	0
Opponents	22	369	16.8	70t	2

Punting	No.	Yds.	Avg.	LG	Blk.
Villanueva	81	3678	45.4	68	0
Adams	4	121	30.3	42	0
Rams	85	3799	44.7	68	0
Opponents	61	2591	42.5	n/a	n/a

Punt Returns	No.	FC	Yds.	Avg.	LG	TD
Shannon	15	11	132	8.8	29	0
Atkins	12	3	36	3.0	9	0
B. Smith	2	0	20	10.0	20	0
Bass	1	0	11	11.0	11	0
Arnett	1	1	7	7.0	7	0
Whitmyer	0	1	0	0.0	0	0
Rams	31	16	206	6.6	29	0
Opponents	60	n/a	681	11.4	51	0

Kickoff Returns	No.	Yds.	Avg.	LG	TD
Shannon	28	823	29.4	99t	1
Atkins	19	429	22.6	35	0
Arnett	12	279	23.3	34	0
Whitmyer	3	80	26.7	30	0
McKeever	2	8	4.0	8	0
Cowan	2	0	0.0	0	0
Wilson	1	17	17.0	17	0
Perkins	1	15	15.0	15	0
Hall	1	0	0.0	0	0
Olsen	1	0	0.0	0	0
Rams	70	1651	23.6	99t	1
Opponents	44	1076	24.5	98t	2

COACH: BOB WATERFIELD (8), HARLAND SVARE (6)

1962 (1-12-1) 7TH, WESTERN CONF.



DATE	W/L	Score	Opponent	Attend.
9/16	L	27-30	@ Baltimore	(54,796)
9/23	L	23-27	CHICAGO	(44,376)
9/30	L	17-27	DALLAS	(26,907)
10/7	L	14-20	@ Washington	(38,264)
10/14	L	10-13	@ Detroit	(53,714)
10/21	L	14-38	MINNESOTA	(33,071)
10/28	W	28-14	@ San Francisco	(51,033)
11/4	L	3-12	DETROIT	(44,241)
11/11	L	2-14	BALTIMORE	(39,502)
11/18	L	17-24	SAN FRANCISCO	(42,554)
11/25	T	24-24	@ Minnesota	(26,728)
12/2	L	10-41	@ Green Bay	(46,833)
12/9	L	14-30	@ Chicago	(38,685)
12/16	L	17-20	GREEN BAY	(60,057)

	RAMS	OPP.
First Downs	201	256
Rushing	84	119
Passing	107	124
Penalty	10	13
Total Net Yards	3865	4981
Avg./Game	276.1	355.8
Total Plays	855	969
Avg./Play	5.2	5.7
Net Yards Rushing	1689	2092
Avg./Game	120.6	149.4
Total Rushes	376	501
Net Yards Passing	2176	2889
Avg./Game	155.4	206.4
Sacked-Yds. Lost	n/a-348	n/a-255
Gross Yards	2524	3144
Att-Comp-Int	372-189-19	379-217-19
Comp. %	50.8	57.3
Punts/Avg.	87-45.5	56-45.5
Penalties/Yards	71-704	52-592
Fumbles/ Ball Lost	26-16	30-12
Touchdowns	27	42
Rushing	10	14
Passing	14	25
Returns	3	3

Scoring	TD	Ru	Pa	Rt	PAT	FG	S	Pts
Villanueva	0	0	0	0	26-27	10-20	0	56
Bass	8	6	2	0	0-0	0-0	0	48
Phillips	5	0	5	0	0-0	0-0	0	30
Dale	3	0	3	0	0-0	0-0	0	18
Allen	2	0	2	0	0-0	0-0	0	12
Arnett	2	2	0	0	0-0	0-0	0	12
Perkins	2	2	0	0	0-0	0-0	0	12
Pardee	1	0	0	1	0-0	0-0	1	8
Atkins	1	0	1	0	0-0	0-0	0	6
Crow	1	0	0	1	0-0	0-0	0	6
Matson	1	0	1	0	0-0	0-0	0	6
Olsen	1	0	0	1	0-0	0-0	0	6
Rams	27	10	14	3	26-27	10-20	1	220
Opponents	42	14	25	3	38-42	14-33	1	334

Usual Starters

LT	E Phillips	DE D. Jones
	Carollo	DT Olsen
	LG Cowan	DT LoVetere
	C Hunter	DE Lundy
	RG Puttnam	LLB McKeever
	RT Varrichione	MLB Henry
	FL Dale	RLB Pardee
	FL Atkins	CB Britt
	QB Bratkowski	CB Meador
	RB Bass	S Crow
	RB Arnett	S Shannon

Rushing	No.	Yds.	Avg.	LG	TD
Bass	196	1033	5.3	57	6
Arnett	76	238	3.1	40	2
Perkins	48	181	3.8	20	2
Gabriel	18	93	5.2	15	0
Shaw	18	76	4.2	30	0
Miller	3	27	9.0	13	0
Atkins	7	19	2.7	16	0
Bratkowski	7	14	2.0	11	0
Richter	0	8	--	8	0
Matson	3	0	0.0	2	0
Rams	376	1689	4.5	57	10
Opponents	501	2092	4.2	n/a	14

Receiving	No.	Yds.	Avg.	LG	TD
Phillips	60	875	14.6	65t	5
Atkins	35	393	11.2	48t	1
Bass	30	262	8.7	33t	2
Dale	29	584	20.1	80t	3
Perkins	14	83	5.9	13	0
Arnett	12	137	11.4	40	0
Allen	3	90	30.0	43t	2
Shaw	3	51	17.0	30	0
Matson	3	49	16.3	20t	1
Rams	189	2524	11.5	80t	14
Opponents	217	2889	13.3	n/a	25

Interceptions	No.	Yds.	Avg.	LG	TD
Crow	5	100	20.0	65t	1
Shannon	4	33	8.3	20	0
Britt	3	50	16.7	28	0
McKeever	2	1	0.5	1	0
B. Smith	1	47	47.0	47	0
Olsen	1	20	20.0	20t	1
Henry	1	10	10.0	10	0
Hall	1	0	0.0	0	0
Meador	1	0	0.0	0	0
Rams	19	261	13.7	65t	2
Opponents	19	293	15.4	101t	2

Punting	No.	Yds.	Avg.	LG	Blk.
Villanueva	87	3960	45.5	65	1
Rams	87	3960	45.5	65	1
Opponents	56	2550	45.5	n/a	n/a

Punt Returns	No.	Yds.	Avg.	LG	TD
Atkins	11	94	8.5	45	0
Bass	6	81	13.5	48	0
Arnett	5	49	9.8	21	0
Hall	4	21	5.3	11	0
B. Smith	1	7	7.0	7	0
Rams	27	252	9.3	48	0
Opponents	55	567	10.3	46	1

Kickoff Returns	No.	Yds.	Avg.	LG	TD
Atkins	28	676	24.1	41	0
Bass	19	446	23.5	40	0
Hall	8	178	22.3	32	0
Arnett	2	87	43.5	50	0
B. Smith	2	60	30.0	41	0
D. Jones	1	0	0.0	0	0
Rams	60	1447	24.1	50	0
Opponents	50	1211	24.2	n/a	0

Passing	Att.	Comp.	Yds.	Pct.	Yds./Att.	TD	TD%	Int.	Int%	LG	Sack-Lost	Rating
Bratkowski	219	110	1541	50.2	7.04	9	4.1	16	7.3	80t	n/a	56.5
Gabriel	101	57	670	56.4	6.63	3	2.9	2	2.0	65t	n/a	78.4
R. Miller	43	17	250	39.5	5.81	1	2.3	1	2.3	55t	n/a	57.3
Arnett	5	3	28	60.0	5.60	1	20.0	0	0.0	15t	n/a	115.0
Matson	1	1	13	100.0	13.00	0	0.0	0	0.0	13	n/a	118.8
Bass	3	1	22	33.3	7.33	0	0.0	0	0.0	22	n/a	60.4
Rams	372	189	2524	50.8	5.90	14	3.8	19	5.1	80t	n/a-348	64.0
Opponents	379	217	2889	57.3	7.60	25	6.6	19	5.0	n/a	n/a-255	82.7

COACH: BOB WATERFIELD

1961 (4-10) 6TH, WESTERN CONF.



DATE	W/L	Score	Opponent	Attend.
9/17	L	24-27	@ Baltimore	(54,259)
9/23	L	17-21	CHICAGO	(53,315)
10/1	W	24-14	PITTSBURGH	(40,707)
10/8	L	0-35	@ San Francisco	(59,004)
10/15	L	13-14	@ Detroit	(45,873)
10/22	L	14-24	@ New York Giants	(63,053)
10/29	L	10-28	DETROIT	(49,123)
11/5	W	31-17	MINNESOTA	(38,594)
11/12	W	17-7	SAN FRANCISCO	(63,766)
11/19	L	17-35	@ Green Bay	(38,669)
11/26	L	24-28	@ Chicago	(45,965)
12/3	L	21-42	@ Minnesota	(30,068)
12/9	W	34-17	BALTIMORE	(41,268)
12/17	L	17-24	GREEN BAY	(49,169)

	RAMS	OPP.
First Downs	236	279
Rushing	109	136
Passing	111	121
Penalty	16	22
Total Net Yards	4295	4813
Avg./Game	306.8	343.8
Total Plays	892	908
Avg./Play	4.8	5.4
Net Yards Rushing	1958	2440
Avg./Game	139.9	174.3
Total Rushes	415	508
Net Yards Passing	2337	2373
Avg./Game	166.9	169.5
Sacked-Yds. Lost	n/a-372	n/a-269
Gross Yards	2709	2642
Att-Comp-Int	386-199-21	328-184-23
Comp. %	51.6	56.1
Punts/Avg.	64-40.1	51-43.3
Penalties/Yards	63-599	75-662
Fumbles/ Ball Lost	21-11	27-16
Touchdowns	32	45
Rushing	17	26
Passing	13	19
Returns	2	0

Scoring	TD	Ru	Pa	Rt	PAT	FG	S	Pts
Villanueva	0	0	0	0	32-32	13-27	0	71
Arnett	5	4	0	1	0-0	0-0	0	30
Bass	5	4	0	1	0-0	0-0	0	30
Matson	5	2	3	0	0-0	0-0	0	30
Phillips	5	0	5	0	0-0	0-0	0	30
Marconi	4	3	1	0	0-0	0-0	0	24
Bratkowski	3	3	0	0	0-0	0-0	0	18
Allen	2	0	2	0	0-0	0-0	0	12
Dale	2	0	2	0	0-0	0-0	0	12
Wilson	1	1	0	0	0-0	0-0	0	6
Rams	32	17	13	2	32-32	13-27	0	263
Opponents	45	26	19	0	45-45	6-21	0	333

Usual Starters

E	Phillips	DE	D. Jones
LT	Boeke	DT	Henry
LG	Cowan	DT	LoVetere
C	Hunter	DE	Lundy
RG	Hord	LLB	Pardee
RT	Varrichione	MLB	Richter
FL	Matson	RLB	Jobko
FL	Dale	CB	Britt
QB	Bratkowski	CB	Meador
RB	Bass	S	Crow
RB	Arnett	S	C. Thomas

Passing	Att.	Comp.	Yds.	Pct.	Yds./Att.	TD	TD%	Int.	Int%	LG	Sack-Lost	Rating
Bratkowski	230	124	1547	53.9	6.73	8	3.5	13	5.7	84t	n/a	63.1
Ryan	142	72	1115	50.7	7.85	5	3.5	7	4.9	96t	n/a	68.3
Arnett	13	3	47	23.1	3.62	0	0.0	1	7.7	20	n/a	10.1
Villanueva	1	0	0	0.0	0.00	0	0.0	0	0.0	0	n/a	39.6
Rams	386	199	2709	51.6	6.05	13	3.4	21	5.4	96t	n/a-372	62.8
Opponents	328	184	2373	56.1	7.20	19	5.8	23	7.0	n/a	n/a-269	69.1

Rushing	No.	Yds.	Avg.	LG	TD
Arnett	158	609	3.9	26	4
Bass	98	608	6.2	73t	4
Wilson	44	220	5.0	34	1
Matson	24	181	7.5	69t	2
Marconi	36	146	4.1	14	3
Ryan	38	139	3.7	28	0
Bratkowski	12	36	3.0	16	3
Atkins	5	19	3.8	13	0
Rams	415	1958	4.7	73t	17
Opponents	508	2440	4.9	n/a	26

Receiving	No.	Yds.	Avg.	LG	TD
Phillips	78	1092	14.0	69t	5
Dale	35	561	16.0	68t	2
Matson	29	537	18.5	96t	3
Arnett	28	194	6.9	29	0
Bass	16	145	9.1	37	0
Atkins	5	67	13.4	28	0
Marconi	4	20	5.0	8t	1
Allen	2	80	40.0	48t	2
Wilson	1	12	12.0	12	0
Scibelli	1	1	1.0	1	0
Rams	199	2709	11.7	96t	13
Opponents	184	2373	12.9	n/a	19

Interceptions	No.	Yds.	Avg.	LG	TD
Crow	6	117	19.5	31	0
Britt	5	29	5.8	13	0
Richter	4	44	11.0	17	0
C. Thomas	3	11	3.7	7	0
Meador	1	34	34.0	34	0
Jobko	1	16	16.0	16	0
Long	1	10	10.0	10	0
Strugar	1	4	4.0	4	0
Pardee	1	2	2.0	2	0
Hall	0	10	10.0	10	0
Rams	23	277	12.0	34	0
Opponents	21	280	13.3	41	0

Punting	No.	Yds.	Avg.	LG	Blk.
Villanueva	46	1845	40.1	53	0
Bratkowski	12	458	38.2	51	0
Marconi	6	265	44.2	50	0
Rams	64	2568	40.1	53	0
Opponents	51	2206	43.3	n/a	n/a

Punt Returns	No.	Yds.	Avg.	LG	TD
Arnett	10	75	7.5	17	0
Bass	4	109	27.3	90t	1
Rams	14	184	13.1	90t	1
Opponents	36	384	10.7	48	0

Kickoff Returns	No.	Yds.	Avg.	LG	TD
Bass	23	698	30.3	64	0
Arnett	25	653	26.1	105t	1
Atkins	4	77	19.3	20	0
Varrichione	3	23	7.7	11	0
D. Jones	1	12	12.0	12	0
Rams	56	1463	26.1	105t	1
Opponents	53	1380	26.0	61	0

COACH: BOB WATERFIELD

1960 (4-7-1) 6TH, WESTERN CONF.



DATE	W/L	Score.....Opponent	Attend.
9/23	L	21-43 ST. LOUIS	(47,448)
10/2	L	9-13 @ San Francisco	(53,633)
10/9	L	27-34 @ Chicago	(47,776)
10/16	L	17-31 @ Baltimore	(57,808)
10/23	T	24-24 CHICAGO	(63,438)
10/30	W	48-35 DETROIT	(53,295)
11/6	W	38-13 @ Dallas	(16,000)
11/13	L	10-12 @ Detroit	(54,019)
11/21	W	33-31 @ Green Bay	(35,763)
12/4	L	7-23 SAN FRANCISCO	(77,254)
12/11	W	10-3 BALTIMORE	(75,461)
12/17	L	21-35 GREEN BAY	(53,445)

	RAMS	OPP.
First Downs	194	221
Rushing	76	87
Passing	101	114
Penalty	17	20
Total Net Yards	3271	4073
Avg./Game	272.6	339.4
Total Plays	764	837
Avg./Play	4.3	4.9
Net Yards Rushing	1449	1718
Avg./Game	120.8	143.2
Total Rushes	343	419
Net Yards Passing	1822	2355
Avg./Game	151.8	196.3
Sacked-Yds. Lost	n/a-366	n/a-155
Gross Yards	2188	2510
Att-Comp-Int	335-177-22	339-168-23
Comp. %	52.8	49.6
Punts/Avg.	64-42.3	50-43.8
Penalties/Yards	64-625	59-517
Fumbles/ Ball Lost	17-9	29-13
Touchdowns	32	35
Rushing	9	16
Passing	19	18
Returns	4	1

Scoring	TD	Ru	Pa	Rt	PAT	FG	S	Pts
Villanueva	0	0	0	0	28-28	12-19	0	64
Phillips	8	0	8	0	0-0	0-0	0	48
Arnett	4	2	2	0	0-0	0-0	0	24
Dale	3	0	3	0	0-0	0-0	0	18
Marconi	3	3	0	0	0-0	0-0	0	18
Ryan	2	1	1	0	0-0	0-0	0	12
C. Thomas	2	0	2	0	0-0	0-0	0	12
Wade	2	2	0	0	0-0	0-0	0	12
Wilson	2	0	2	0	0-0	0-0	0	12
Michaels	0	0	0	0	1-1	2-3	0	7
Britt	1	0	0	1	0-0	0-0	0	6
Lundy	1	0	0	1	0-0	0-0	0	6
LoVetere	1	0	0	1	0-0	0-0	0	6
Matson	1	1	0	0	0-0	0-0	0	6
Meador	1	0	0	1	0-0	0-0	0	6
Shofner	1	0	1	0	0-0	0-0	0	6
Richter	0	0	0	0	2-2	0-0	0	2
Rams	32	9	19	4	31-31	14-22	0	265
Opponents	35	16	18	1	34-35	17-29	1	297

Usual Starters

E	Phillips	DE	Brito
LT	Boeke	DT	Strugar
LG	Lansford	DT	LoVetere
C	Hunter	DE	Lundy
RG	Hord	LLB	Pardee
RT	Bradshaw	MLB	Richter
FL	Matson	RLB	Jobko
FL	Dale	CB	Britt
QB	Wade	CB	Meador
RB	Marconi	S	Sherman
RB	Arnett	S	C. Thomas

Passing	Att.	Comp.	Yds.	Pct.	Yds./Att.	TD	TD%	Int.	Int%	LG	Sack-Lost	Rating
Wade	182	106	1294	58.2	7.11	12	6.6	11	6.0	63	n/a	77.0
Ryan	128	62	816	48.4	6.38	7	5.5	9	7.0	61t	n/a	57.9
Humphrey	24	9	78	37.5	3.25	0	0.0	2	8.3	16	n/a	12.2
Arnett	1	0	0	0.0	0.00	0	0.0	0	0.0	0	n/a	39.6
Rams	335	177	2188	52.8	5.44	19	5.4	22	6.2	63	n/a-366	61.3
Opponents	339	168	2355	49.6	6.90	18	5.3	23	6.8	n/a	n/a-155	61.8

Rushing	No.	Yds.	Avg.	LG	TD
Arnett	104	436	4.2	31	2
Marconi	42	240	5.7	75t	3
Wade	26	171	6.6	66t	2
Matson	61	170	2.9	27	1
Bass	31	153	4.9	33	0
Wilson	41	139	3.4	35	0
Ryan	19	85	4.5	24	1
C. Thomas	16	63	3.9	33	0
Humphrey	2	7	3.5	6	0
Shofner	1	-15	-15.0	-15	0
Rams	343	1449	4.2	75t	9
Opponents	419	1718	4.1	n/a	16

Receiving	No.	Yds.	Avg.	LG	TD
Phillips	52	883	17.0	61t	8
Arnett	29	226	7.8	24t	2
Dale	19	336	17.7	63	3
C. Thomas	17	275	16.2	58	2
Matson	15	98	6.5	24	0
Bass	13	92	7.1	26	0
Shofner	12	122	10.2	17t	1
Wilson	11	82	7.5	40t	2
Marconi	9	32	3.6	17	0
Ryan	0	32	--	32t	1
Wade	0	10	--	10	0
Rams	177	2188	12.4	63	19
Opponents	168	2355	14.0	n/a	18

Interceptions	No.	Yds.	Avg.	LG	TD
Britt	5	117	23.4	73	1
Meador	4	46	11.5	26t	1
Richter	2	29	14.5	20	0
Ellersick	2	12	6.0	12	0
Baker	1	62	62.0	62	0
Lundy	1	25	25.0	25t	1
Long	1	23	23.0	23	0
Shofner	1	19	19.0	19	0
Stalcup	1	12	12.0	12	0
Pardee	1	10	10.0	10	0
Jobko	1	7	7.0	7	0
Sherman	1	0	0.0	0	0
C. Thomas	1	0	0.0	0	0
Valdez	1	0	0.0	0	0
Rams	23	362	15.7	73	3
Opponents	22	182	8.3	43	0

Punting	No.	Yds.	Avg.	LG	Blk.
Shofner	54	2301	42.6	63	1
Marconi	10	408	40.8	62	1
Rams	64	2709	42.3	53	2
Opponents	50	2190	43.8	n/a	n/a

Punt Returns	No.	Yds.	Avg.	LG	TD
Bass	11	62	5.6	22	0
Arnett	10	60	6.0	29	0
LoVetere	1	6	6.0	6t	1
Sherman	1	1	1.0	1	0
Matson	1	0	0.0	0	0
Meador	1	0	0.0	0	0
Rams	25	129	5.2	29	1
Opponents	27	199	7.4	36	0

Kickoff Returns	No.	Yds.	Avg.	LG	TD
Arnett	17	416	24.5	43	0
Bass	11	246	22.4	31	0
Matson	9	216	24.0	42	0
Wilson	2	48	24.0	27	0
Michaels	1	15	15.0	15	0
Rams	40	941	23.5	43	0
Opponents	52	1083	20.8	65	0

COACH: SID GILLMAN

1959 (2-10) 6TH, WESTERN CONF.



DATE	W/L	Score	Opponent	Attend.
9/26	L	21-23	NEW YORK GIANTS	(71,297)
10/4	L	0-34	@ San Francisco	(56,028)
10/11	W	28-21	@ Chicago Bears	(47,036)
10/18	W	45-6	@ Green Bay	(36,194)
10/25	L	7-17	DETROIT	(74,288)
11/1	L	21-26	CHICAGO BEARS	(77,943)
11/8	L	16-24	SAN FRANCISCO	(94,376)
11/15	L	17-23	@ Detroit	(52,271)
11/22	L	20-23	@ Philadelphia	(47,425)
11/29	L	21-35	@ Baltimore	(57,557)
12/6	L	20-38	GREEN BAY	(61,044)
12/12	L	26-45	BALTIMORE	(65,528)

	RAMS	OPP.
First Downs	232	216
Rushing	101	96
Passing	116	100
Penalty	15	20
Total Net Yards	4260	3794
Avg./Game	355.0	316.2
Total Plays	803	805
Avg./Play	5.3	4.7
Net Yards Rushing	1778	1704
Avg./Game	148.2	142.0
Total Rushes	371	427
Net Yards Passing	2482	2090
Avg./Game	206.8	174.2
Sacked-Yds. Lost	n/a-241	n/a-225
Gross Yards	2723	2315
Att-Comp-Int	356-196-22	287-151-7
Comp. %	55.1	52.6
Punts/Avg.	50-41.7	60-44.1
Penalties/Yards	51-465	60-562
Fumbles/ Ball Lost	34-19	25-14
Touchdowns	30	38
Rushing	15	15
Passing	14	17
Returns	1	6

Scoring	TD	Ru	Pa	Rt	PAT	FG	S	Pts
Shofner	7	0	7	0	0-0	0-0	0	42
Matson	6	6	0	0	0-0	0-0	0	36
Michaels	0	0	0	0	12-14	8-17	0	36
Marconi	5	4	1	0	0-0	0-0	0	30
Arnett	4	2	1	1	0-0	0-0	0	24
Morris	0	0	0	0	15-15	3-8	0	24
Phillips	4	0	4	0	0-0	0-0	0	24
Wade	2	2	0	0	0-0	0-0	0	12
Ryan	1	1	0	0	0-0	0-0	0	6
Wilson	1	0	1	0	0-0	0-0	0	6
S. Williams	0	0	0	0	0-0	0-0	1	2
Rams	30	15	14	1	27-29	11-25	1	242
Opponents	38	15	17	6	36-38	17-31	0	315

Passing	Att.	Comp.	Yds.	Pct.	Yds./Att.	TD	TD%	Int.	Int%	LG	Sack-Lost	Rating
Wade	261	153	2001	58.6	7.67	12	4.6	17	6.5	72t	n/a	71.1
Ryan	89	42	709	47.2	7.97	2	2.2	4	4.5	67t	n/a	63.4
Arnett	5	1	13	20.0	2.60	0	0.0	0	0.0	13	n/a	39.6
Matson	1	0	0	0.0	0.00	0	0.0	0	0.0	0	n/a	39.6
Rams	356	196	2482	55.1	6.97	14	3.9	22	6.2	72t	n/a-241	64.4
Opponents	287	151	2090	52.6	7.28	17	5.9	7	2.4	n/a	n/a-225	85.9

Rushing	No.	Yds.	Avg.	LG	TD
Matson	161	863	5.4	50	6
Arnett	73	371	5.1	80t	2
Wilson	40	210	5.3	60	0
Marconi	52	176	3.4	21	4
Wade	25	95	3.8	17	2
Ryan	19	57	3.0	13	1
Shofner	1	6	6.0	6	0
Rams	371	1778	4.8	80t	15
Opponents	427	1704	4.0	n/a	15

Receiving	No.	Yds.	Avg.	LG	TD
Shofner	47	936	19.9	72t	7
Arnett	38	419	11.0	38t	1
Phillips	37	541	14.6	64	4
Clarke	29	453	15.6	60	0
Matson	18	130	7.2	49	0
Wilson	12	83	6.9	20	1
Marconi	10	81	8.1	30	1
Lundy	4	74	18.5	26	0
C. Thomas	1	6	6.0	6	0
Rams	196	2723	12.7	72t	14
Opponents	151	2315	13.8	n/a	17

Interceptions	No.	Yds.	Avg.	LG	TD
Meador	3	3	1.0	3	0
Franckhauser	3	2	0.7	2	0
Jobko	1	0	0.0	0	0
Rams	7	5	0.7	3	0
Opponents	22	305	13.9	39	1

Punting	No.	Yds.	Avg.	LG	Blk.
Shofner	48	2004	41.8	66	1
Marconi	2	81	40.5	44	0
Rams	50	2085	41.7	66	1
Opponents	60	2648	44.1	n/a	n/a

Punt Returns	No.	Yds.	Avg.	LG	TD
Arnett	17	184	10.8	71t	1
Matson	14	61	4.4	20	0
C. Thomas	3	6	2.0	6	0
Burroughs	1	0	0.0	0	0
Meador	1	0	0.0	0	0
Rams	36	251	7.0	71t	1
Opponents	30	205	6.8	78t	1

Kickoff Returns	No.	Yds.	Avg.	LG	TD
Matson	16	367	22.9	48	0
Arnett	14	320	22.9	42	0
Wilson	7	243	34.7	85	0
C. Thomas	3	95	31.7	48	0
Wilkins	2	29	14.5	17	0
Dickson	1	0	0.0	0	0
Rams	43	1054	24.5	85	0
Opponents	42	930	23.3	105t	1

COACH: SID GILLMAN

1958 (8-4) 3RD WESTERN CONF.



DATE	W/L	Score	Opponent	Attend.
9/28	L	27-30	CLEVELAND	(69,993)
10/5	W	33-3	@ San Francisco	(73,164)
10/12	W	42-28	@ Detroit	(41,021)
10/19	L	10-31	@ Chicago Bears	(41,387)
10/26	L	24-41	DETROIT	(81,703)
11/2	W	41-35	CHICAGO BEARS	(100,740)
11/9	W	56-7	SAN FRANCISCO	(95,082)
11/16	W	20-7	@ Green Bay	(28,051)
11/23	L	7-34	@ Baltimore	(57,557)
11/30	W	20-14	@ Chicago Cardinals	(13,041)
12/6	W	30-28	BALTIMORE	(100,202)
12/14	W	34-20	GREEN BAY	(54,634)

	RAMS	OPP.
First Downs	209	235
Rushing	93	109
Passing	104	110
Penalty	12	16
Total Net Yards	4406	3828
Avg./Game	367.2	319.0
Total Plays	779	872
Avg./Play	5.7	4.4
Net Yards Rushing	1734	1777
Avg./Game	144.5	148.1
Total Rushes	345	405
Net Yards Passing	2672	2051
Avg./Game	222.7	170.1
Sacked-Yds. Lost	n/a-237	n/a-252
Gross Yards	2909	2303
Att-Comp-Int	358-186-26	381-188-28
Comp. %	52.0	49.3
Punts/Avg.	51-40.9	65-37.9
Penalties/Yards	67-636	47-476
Fumbles/ Ball Lost	34-23	22-13
Touchdowns	43	37
Rushing	18	12
Passing	19	21
Returns	6	4

Scoring	TD	Ru	Pa	Rt	PAT	FG	S	Pts
Cothren	0	0	0	0	42-42	14-25	0	84
Wilson	10	9	1	0	0-0	0-0	0	60
Shofner	8	0	8	0	0-0	0-0	0	48
Arnett	7	6	1	0	0-0	0-0	0	42
Clarke	5	0	4	1	0-0	0-0	0	30
Lundy	3	0	3	0	0-0	0-0	0	18
Phillips	2	0	2	0	0-0	0-0	0	12
Sherman	2	0	0	2	0-0	0-0	0	12
Wade	2	2	0	0	0-0	0-0	0	12
Daugherty	1	0	0	1	0-0	0-0	0	6
Marconi	1	1	0	0	0-0	0-0	0	6
Michaels	1	0	0	1	0-0	0-0	0	6
Morris	1	0	0	1	0-0	0-0	0	6
Holtzman	0	0	0	0	0-0	0-0	1	2
Rams	43	19	19	6	42-42	14-25	1	344
Opponents	37	12	21	4	35-37	7-21	0	278

Passing	Att.	Comp.	Yds.	Pct.	Yds./Att.	TD	TD%	Int.	Int%	LG	Sack-Lost	Rating
Wade	341	181	2875	53.1	8.43	18	5.3	22	6.5	93	n/a	72.2
Ryan	14	5	34	35.7	2.43	1	7.1	3	21.4	14	n/a	28.6
Shofner	1	0	0	0.0	0.00	0	0.0	0	0.0	0	n/a	39.6
Wilson	1	0	0	0.0	0.00	0	0.0	1	100.0	0	n/a	0.0
Arnett	1	0	0	0.0	0.00	0	0.0	0	0.0	0	n/a	39.6
Rams	358	186	2672	52.0	7.46	19	5.3	26	7.3	93	n/a-237	63.9
Opponents	381	188	2051	49.3	5.38	12	3.1	28	7.3	n/a	n/a-252	45.5

Rushing	No.	Yds.	Avg.	LG	TD
Arnett	133	683	5.1	57	6
Wilson	73	475	6.5	82t	9
Marconi	89	428	4.8	45	1
Wade	42	90	2.1	22	2
Ryan	5	45	9.0	12	0
Waller	3	13	4.3	7	0
Rams	345	1734	5.0	82t	18
Opponents	405	1777	4.4	n/a	12

Receiving	No.	Yds.	Avg.	LG	TD
Shofner	51	1097	21.5	92t	8
Phillips	35	524	15.0	93t	2
Arnett	35	494	14.1	75t	1
Lundy	25	396	15.8	32	3
Clarke	18	135	7.5	17t	4
Marconi	10	87	8.7	15	0
Wilson	9	101	11.2	38t	1
Waller	3	75	25.0	63	0
Rams	186	2909	14.4	93	19
Opponents	188	2303	12.3	n/a	12

Interceptions	No.	Yds.	Avg.	LG	TD
Burroughs	7	72	10.3	46	0
Morris	6	152	25.3	44t	1
Sherman	5	171	34.2	70t	2
J. Harris	4	51	12.8	14	0
Richter	3	26	8.7	16	0
Michaels	2	6	3.0	6t	1
Daugherty	1	12	12.0	12t	1
Rams	28	490	17.5	70t	5
Opponents	26	316	12.2	46	2

Punting	No.	Yds.	Avg.	LG	Blk.
Shofner	49	2018	41.2	62	0
C. Thomas	2	66	33.3	34	0
Rams	51	2084	40.9	62	0
Opponents	65	2466	37.9	n/a	n/a

Punt Returns	No.	Yds.	Avg.	LG	TD
Arnett	18	223	12.4	58	0
Waller	13	7	0.5	5	0
Morris	8	9	1.1	9	0
Sherman	1	0	0.0	0	0
Wilkins	1	0	0.0	0	0
Rams	41	239	5.8	58	0
Opponents	33	143	4.3	28	0

Kickoff Returns	No.	Yds.	Avg.	LG	TD
Arnett	16	331	20.7	32	0
Wilson	16	324	20.3	30	0
Waller	7	120	17.1	23	0
Morris	2	37	18.5	23	0
Fry	2	23	11.5	14	0
Rams	43	835	19.4	32	0
Opponents	53	1116	21.1	104t	1

COACH: SID GILLMAN

1957 (6-6) 4TH, WESTERN CONF.



DATE	W/L	Score	Opponent	Attend.
9/29	W	17-13	PHILADELPHIA	(62,506)
10/6	L	20-23	@ San Francisco	(59,637)
10/13	L	7-10	@ Detroit	(55,914)
10/20	L	26-34	@ Chicago Bears	(47,337)
10/27	W	35-17	DETROIT	(77,314)
11/3	L	10-16	CHICAGO BEARS	(80,456)
11/10	W	37-24	SAN FRANCISCO	(102,368)
11/17	W	31-27	@ Green Bay	(19,540)
11/24	L	31-45	@ Cleveland	(65,407)
12/1	L	14-31	@ Baltimore	(52,060)
12/8	W	42-17	GREEN BAY	(70,572)
12/15	W	37-21	BALTIMORE	(52,560)

	RAMS	OPP.
First Downs	235	216
Rushing	112	96
Passing	104	101
Penalty	19	19
Total Net Yards	4143	3725
Avg./Game	345.3	310.4
Total Plays	845	828
Avg./Play	4.9	4.5
Net Yards Rushing	2142	1845
Avg./Game	178.5	153.8
Total Rushes	474	440
Net Yards Passing	2001	1880
Avg./Game	166.8	156.7
Sacked-Yds. Lost	n/a-255	n/a-306
Gross Yards	2256	2186
Att-Comp-Int	296-144-23	301-153-14
Comp. %	48.6	50.8
Punts/Avg.	56-44.4	61-40.2
Penalties/Yards	60-580	49-516
Fumbles/ Ball Lost	24-14	24-11
Touchdowns	39	33
Rushing	15	15
Passing	21	15
Returns	3	3

Scoring	TD	Ru	Pa	Rt	PAT	FG	S	Pts
Cothren	0	0	0	0	38-39	11-19	0	71
Hirsch	6	0	6	0	0-0	0-0	0	36
Arnett	6	2	3	1	0-0	0-0	0	36
Marconi	4	3	1	0	0-0	0-0	0	24
Van Brocklin	4	4	0	0	0-0	0-0	0	24
Clarke	4	0	4	0	0-0	0-0	0	24
Wilson	4	3	1	0	0-0	0-0	0	24
Younger	3	3	0	0	0-0	0-0	0	18
Boyd	3	0	3	0	0-0	0-0	0	18
Lundy	3	0	3	0	0-0	0-0	0	18
Daugherty	1	0	0	1	0-0	0-0	0	6
Hauser	1	0	0	1	0-0	0-0	0	6
Rams	39	15	21	3	38-39	11-19	1	307
Opponents	33	15	15	3	33-33	15-26	1	278

Passing	Att.	Comp.	Yds.	Pct.	Yds./Att.	TD	TD%	Int.	Int%	LG	Sack-Lost	Rating
Van Brocklin	265	132	2105	49.8	7.94	20	7.5	21	7.9	70t	n/a	68.8
Wade	24	10	116	41.7	4.83	1	4.2	1	4.2	35	n/a	53.5
Waller	6	2	35	33.3	5.83	0	0.0	0	0.0	30	n/a	54.2
Younger	1	0	0	0.0	0.00	0	0.0	1	100.0	0	n/a	0.0
Rams	296	144	2256	48.6	6.76	21	7.1	23	7.8	70	n/a-255	65.7
Opponents	301	153	2186	50.8	7.26	15	5.0	14	4.7	n/a	n/a-306	71.9

Rushing	No.	Yds.	Avg.	LG	TD
Wilson	127	616	4.9	46	3
Marconi	104	481	4.6	31	3
Younger	96	401	4.2	29	3
Arnett	86	347	4.0	68	2
Waller	48	292	6.1	76	0
Hirsch	1	8	8.0	8	0
Wade	1	5	5.0	5	0
Van Brocklin	10	-4	-0.4	3	4
Clarke	1	-4	-4.0	-4	0
Rams	474	2142	4.5	76	15
Opponents	440	1845	4.2	n/a	15

Receiving	No.	Yds.	Avg.	LG	TD
Hirsch	32	477	14.9	45	6
Boyd	29	534	18.4	51	3
Clarke	23	442	19.2	70t	4
Arnett	18	322	17.9	66t	3
Marconi	16	171	10.7	61t	1
Younger	8	61	7.6	16	0
Wilson	7	95	13.6	19	1
Lundy	6	114	19.0	34t	3
Waller	5	40	8.0	17	0
Rams	144	2256	13.9	70t	21
Opponents	153	2186	14.3	n/a	15

Interceptions	No.	Yds.	Avg.	LG	TD
Richter	4	60	15.0	25	0
Burroughs	3	29	9.7	24	0
Shofner	2	27	13.5	15	0
Sherman	1	51	51.0	51	0
D. Daugherty	1	32	32.0	32t	1
Whittenton	1	31	31.0	31	0
B. Dougherty	1	6	6.0	6	0
Morris	1	0	0.0	0	0
Rams	14	236	16.9	51	1
Opponents	23	381	16.6	92t	1

Punting	No.	Yds.	Avg.	LG	Blk.
Van Brocklin	54	2392	44.3	71	0
Shofner	2	97	48.5	52	0
Rams	56	2489	44.4	71	0
Opponents	61	2455	40.2	n/a	n/a

Punt Returns	No.	Yds.	Avg.	LG	TD
Waller	16	33	2.1	24	0
Arnett	14	85	6.1	22	0
C. Taylor	3	41	13.7	28	0
Wilson	1	28	28.0	28	0
Burroughs	1	11	11.0	11	0
Sherman	1	0	0.0	0	0
Rams	36	198	5.5	28	0
Opponents	37	229	6.2	48	0

Kickoff Returns	No.	Yds.	Avg.	LG	TD
Arnett	18	504	28.0	98t	1
Waller	13	289	22.2	46	0
Wilson	11	290	26.4	35	0
Pardee	3	21	7.0	15	0
Putnam	2	11	5.5	11	0
Taylor	1	35	35.0	35	0
Lundy	1	0	0.0	0	0
Rams	49	1150	23.5	98t	1
Opponents	53	1268	23.9	99t	1

COACH: SID GILLMAN

1956 (4-8) 6TH, WESTERN CONF.



DATE	W/L	Score	Opponent	Attend.
9/30	W	27-7	PHILADELPHIA	(54,412)
10/7	L	30-33	@ San Francisco	(54,589)
10/14	L	21-24	@ Detroit	(56,281)
10/21	L	17-42	@ Green Bay	(24,200)
10/28	L	17-42	DETROIT	(76,758)
11/4	L	24-35	CHICAGO BEARS	(69,894)
11/11	W	30-6	SAN FRANCISCO	(69,828)
11/18	L	21-30	@ Chicago Bears	(48,102)
11/25	L	21-56	@ Baltimore	(40,321)
12/2	L	13-30	@ Pittsburgh	(20,450)
12/9	W	21-7	BALTIMORE	(51,037)
12/16	W	49-21	GREEN BAY	(45,209)

	RAMS	OPP.
First Downs	227	224
Rushing	103	109
Passing	111	100
Penalty	13	15
Total Net Yards	4397	4106
Avg./Game	366.4	342.2
Total Plays	780	841
Avg./Play	5.2	4.9
Net Yards Rushing	1978	1944
Avg./Game	164.8	162.0
Total Rushes	384	473
Net Yards Passing	2419	2162
Avg./Game	201.6	180.2
Sacked-Yds. Lost	n/a-182	n/a-212
Gross Yards	2601	2374
Att-Comp-Int	329-170-28	290-156-18
Comp. %	51.7	53.8
Punts/Avg.	48-43.1	58-42.0
Penalties/Yards	57-583	62-512
Fumbles/ Ball Lost	32-18	13-8
Touchdowns	38	39
Rushing	15	21
Passing	18	17
Returns	5	1

Scoring	TD	Ru	Pa	Rt	PAT	FG	S	Pts
Richter	0	0	0	0	36-38	8-15	0	60
Boyd	7	0	7	0	0-0	0-0	0	42
Marconi	7	7	0	0	0-0	0-0	0	42
Hirsch	6	0	6	0	0-0	0-0	0	36
Clarke	4	0	4	0	0-0	0-0	0	24
Wade	3	3	0	0	0-0	0-0	0	18
Younger	3	3	0	0	0-0	0-0	0	18
Sherman	2	0	0	2	0-0	0-0	0	12
McFadin	1	0	0	1	0-0	1-4	0	9
Carey	1	0	1	0	0-0	0-0	0	6
Van Brocklin	1	1	0	0	0-0	0-0	0	6
Waller	1	1	0	0	0-0	0-0	0	6
Wilson	1	0	0	1	0-0	0-0	0	6
Whittenton	1	0	0	1	0-0	0-0	0	6
Rams	38	15	18	5	36-38	9-19	0	291
Opponents	39	21	17	1	37-39	12-20	0	307

Rushing	No.	Yds.	Avg.	LG	TD
Waller	83	543	6.5	46	1
Younger	114	518	4.5	33	3
Wilson	64	470	7.3	46	0
Marconi	75	298	4.0	23	7
Wade	26	93	3.6	33	3
Myers	6	33	5.5	12	0
Bukich	1	8	8.0	8	0
Van Brocklin41	0.3	1	1		
Boyd	1	-7	-7.0	7	0
Rams	384	1978	5.2	46	15
Opponents	473	1944	4.1	n/a	21

Receiving	No.	Yds.	Avg.	LG	TD
Clarke	36	650	18.1	60t	4
Hirsch	35	603	17.2	76t	6
Boyd	30	586	19.5	61t	7
Younger	18	268	14.9	54	0
Marconi	12	70	5.8	31	0
Miller	11	129	11.7	21	0
Waller	9	76	8.4	16	0
Wilson	6	86	14.3	34	0
Carey	5	60	12.0	18	1
Fears	5	49	9.8	18	0
Rams	170	2419	14.2	76	18
Opponents	156	2374	15.2	n/a	17

Interceptions	No.	Yds.	Avg.	LG	TD
Sherman	4	122	30.5	95t	1
Cason	4	63	15.8	29	0
Whittenton	3	83	27.7	32	1
Pitts	3	22	7.3	16	0
Burroughs	2	9	4.5	9	0
Fournet	1	29	29.0	29	0
Shiver	1	0	0.0	0	0
Rams	18	328	18.2	95t	2
Opponents	28	331	11.8	65	0

Punting	No.	Yds.	Avg.	LG	Blk.
Van Brocklin48	2070	43.1	72	0	
Rams	48	2070	43.1	72	0
Opponents	58	2435	42.0	n/a	n/a

Punt Returns	No.	Yds.	Avg.	LG	TD
Sherman	12	100	8.3	76t	1
Waller	14	65	4.6	15	0
Whittenton	10	21	2.1	10	0
Quinlan	4	41	10.3	n/a	0
Wilson	2	0	0.0	0	0
Myers	1	26	26.0	26	0
Rams	43	253	5.9	76t	1
Opponents	31	342	11.0	59	0

Kickoff Returns	No.	Yds.	Avg.	LG	TD
Wilson	15	477	31.8	103t	1
Waller	11	276	25.1	40	0
Whittenton	4	85	21.3	27	0
Boyd	4	62	15.5	23	0
Myers	3	57	19.0	21	0
Quinlan	3	37	12.3	n/a	0
Toogood	1	13	13.0	13	0
Richter	1	4	4.0	4	0
Panfil	1	0	0.0	0	0
Putnam	1	0	0.0	0	0
Rams	44	1011	23.0	103t	1
Opponents	52	1068	20.5	100t	1

Passing	Att.	Comp.	Yds.	Pct.	Yds./Att.	TD	TD%	Int.	Int%	LG	Sack-Lost	Rating
Wade	178	91	1461	51.1	8.21	10	5.6	13	7.3	76t	n/a	67.2
Van Brocklin	124	68	966	54.8	7.79	7	5.6	12	9.7	58t	n/a	59.5
Bukich	23	10	130	43.5	5.65	1	4.3	3	13.0	34	n/a	36.8
Waller	3	1	44	33.3	14.67	0	0.0	0	0.0	44	n/a	81.9
Wilson	1	0	0	0.0	0.00	0	0.0	0	0.0	0	n/a	39.6
Rams	329	170	2419	51.7	7.35	18	5.5	28	8.5	76t	n/a-182	58.6
Opponents	290	156	2374	53.8	8.18	17	5.9	18	6.2	n/a	n/a-212	74.7

COACH: SID GILLMAN

1955 (8-3-1) 1ST, WESTERN CONF.



DATE	W/L	Score.....	Opponent	Attend.
9/25	W	23-14	@ San Francisco	(60,100)
10/2	W	27-26	PITTSBURGH	(45,816)
10/9	W	17-10	@ Detroit	(54,836)
10/16	L	28-30	@ Green Bay	(26,960)
10/23	W	24-13	DETROIT	(68,690)
10/30	L	20-31	CHICAGO BEARS	(69,587)
11/6	W	27-14	SAN FRANCISCO	(85,302)
11/13	L	3-24	@ Chicago Bears	(50,187)
11/20	T	17-17	@ Baltimore	(41,186)
11/27	W	23-21	@ Philadelphia	(31,648)
12/4	W	20-14	BALTIMORE	(37,024)
12/11	W	31-17	GREEN BAY	(90,535)
12/26*	L	14-38	CLEVELAND	(85,693)

* NFL Championship

	RAMS	OPP.
First Downs	233	245
Rushing	118	95
Passing	103	122
Penalty	12	28
Total Net Yards	4004	3933
Avg./Game	333.7	327.8
Total Plays	887	847
Avg./Play	4.3	4.6
Net Yards Rushing	1943	1624
Avg./Game	161.9	135.3
Total Rushes	451	423
Net Yards Passing	2061	2309
Avg./Game	171.8	192.4
Sacked-Yds. Lost	n/a-145	n/a-209
Gross Yards	2206	2518
Att-Comp-Int	344-175-18	351-193-31
Comp. %	50.9	55.0
Punts/Avg.	60-44.6	56-42.4
Penalties/Yards	64-612	50-430
Fumbles/ Ball Lost	23-10	20-15
Touchdowns	31	29
Rushing	17	10
Passing	9	18
Returns	5	1

Scoring	TD	Ru	Pa	Rt	PAT	FG	S	Pts
Richter	0	0	0	0	30-31	13-24	0	69
Waller	8	7	1	0	0-0	0-0	0	48
Younger	5	5	0	0	0-0	0-0	0	30
Boyd	3	0	3	0	0-0	0-0	0	18
Towler	3	3	0	0	0-0	0-0	0	18
Hirsch	2	0	2	0	0-0	0-0	0	12
Fears	2	0	2	0	0-0	0-3	0	12
Robustelli	2	0	0	2	0-0	0-0	0	12
Taylor	2	0	1	1	0-0	0-0	0	12
Quinlan	1	0	0	1	0-0	0-0	0	6
Morris	1	1	0	0	0-0	0-0	0	6
McCormick	1	1	0	0	0-0	0-0	0	6
Cason	1	0	0	1	0-0	0-0	0	6
McFadin	0	0	0	0	0-0	1-5	0	3
Griffin	0	0	0	0	0-0	0-0	1	2
Rams	31	17	9	5	30-31	14-32	1	258
Opponents	29	10	18	1	27-n/a	10-n/a	0	231

Passing	Att.	Comp.	Yds.	Pct.	Yds./Att.	TD	TD%	Int.	Int%	LG	Sack-Lost	Rating
Van Brocklin	272	144	1890	52.9	6.95	8	3.1	15	5.7	74t	n/a	64.3
Wade	71	31	316	43.7	4.45	1	1.4	3	4.2	20	n/a	44.1
Waller	1	0	0	0.0	0.00	0	0.0	0	0.0	25	n/a	39.6
Rams	344	175	2206	50.9	5.99	9	2.6	18	5.2	74t	n/a-145	58.1
Opponents	351	193	2518	55.0	7.17	18	2.6	31	8.8	n/a	n/a-209	49.5

Rushing	No.	Yds.	Avg.	LG	TD
Waller	151	716	4.7	55	7
Younger	138	644	4.7	54	5
Morris	40	148	3.7	22	1
Towler	43	137	3.2	14	3
Taylor	26	95	3.7	13	0
Quinlan	15	70	4.7	12	0
McCormick	16	66	4.1	14	1
Wade	11	43	3.9	14	0
Van Brocklin	11	24	2.2	9	0
Rams	451	1943	4.3	55	17
Opponents	423	1624	3.8	n/a	10

Receiving	No.	Yds.	Avg.	LG	TD
Fears	44	569	12.9	31	2
Hirsch	25	460	18.4	72t	2
Waller	24	228	9.5	30	1
Boyd	22	383	17.4	74t	3
Quinlan	19	245	12.9	46	0
Lewis	19	199	10.5	19	0
Taylor	7	47	6.7	17	1
Younger	6	51	8.5	13	0
Towler	6	25	4.2	11	0
McCormick	3	-1	0.3	4	0
Rams	175	2206	11.8	74t	9
Opponents	193	2518	13.0	n/a	9

Interceptions	No.	Yds.	Avg.	LG	TD
Sherman	11	101	9.2	36	0
Burroughs	9	103	11.4	34	0
Cason	5	41	8.2	25t	1
Taylor	2	55	27.5	55t	1
Richter	2	23	11.5	20	0
Griffin	1	20	20.0	20	0
Robustelli	1	10	10.0	10t	1
Rams	31	353	11.4	55t	3
Opponents	18	338	18.8	63	0

Punting	No.	Yds.	Avg.	LG	Blk.
Van Brocklin	60	2676	44.6	61	0
Rams	60	2676	44.6	61	0
Opponents	56	2373	42.4	n/a	n/a

Punt Returns	No.	Yds.	Avg.	LG	TD
Lewis	29	105	3.6	22	0
Waller	14	60	4.3	21	0
Quinlan	1	55	55.0	55t	1
Ellena	0	9	9.0	9	0
Rams	44	229	5.2	55t	1
Opponents	41	264	6.4	40	0

Kickoff Returns	No.	Yds.	Avg.	LG	TD
Lewis	20	450	22.5	32	0
Waller	17	461	27.1	39	0
McCormick	2	42	21.0	23	0
Lipscomb	2	32	16.0	17	0
Hauser	2	17	8.5	17	0
Toogood	1	11	11.0	11	0
Rams	44	1013	23.0	39	0
Opponents	35	690	19.7	42	0

COACH: HAMPTON POOL

1954 (6-5-1) 4TH, WESTERN CONF.



DATE	W/L	Score	Opponent	Attend.
9/26	W	48-0	@ Baltimore	(36,215)
10/3	T	24-24	SAN FRANCISCO	(93,621)
10/10	L	3-21	@ Detroit	(55,008)
10/17	L	17-35	@ Green Bay	(17,465)
10/24	W	42-38	CHICAGO BEARS	(48,204)
10/31	L	24-27	DETROIT	(74,315)
11/7	W	42-34	@ San Francisco	(58,958)
11/14	W	28-17	CHICAGO CARDINALS	(40,786)
11/21	W	17-16	@ New York Giants	(27,077)
11/28	L	13-24	@ Chicago Bears	(32,338)
12/4	L	21-22	BALTIMORE	(30,821)
12/12	W	35-27	GREEN BAY	(38,839)

	RAMS	OPP.
First Downs	255	240
Rushing	115	92
Passing	125	129
Penalty	15	19
Total Net Yards	5187	4182
Avg./Game	432.3	348.5
Total Plays	813	845
Avg./Play	6.4	4.9
Net Yards Rushing	2140	1615
Avg./Game	178.3	134.6
Total Rushes	432	368
Net Yards Passing	3047	2567
Avg./Game	253.9	213.9
Sacked-Yds. Lost	n/a-133	n/a-130
Gross Yards	3180	2697
Att-Comp-Int	321-171-23	393-219-23
Comp. %	53.3	55.7
Punts/Avg.	44-42.6	58-43.0
Penalties/Yards	77-757	63-605
Fumbles/ Ball Lost	27-18	18-6
Touchdowns	41	34
Rushing	24	14
Passing	15	16
Returns	2	4

Scoring	TD	Ru	Pa	Rt	PAT	FG	S	Pts
Towler	11	11	0	0	0-0	0-0	0	66
Richter	0	0	0	0	38-38	8-15	0	62
Younger	8	8	0	0	0-0	0-0	0	48
Boyd	6	0	6	0	0-0	0-0	0	36
Quinlan	6	4	2	0	0-0	0-0	0	36
Fears	3	0	3	0	1-1	0-0	0	19
Hirsch	3	0	3	0	0-0	0-0	0	18
Dwyer	1	0	0	1	0-0	0-0	0	6
Lewis	1	0	0	1	0-0	0-0	0	6
Robustelli	1	0	1	0	0-0	0-0	0	6
Wade	1	1	0	0	0-0	0-0	0	6
Carey	0	0	0	0	2-2	1-1	0	5
Rams	41	24	15	2	41-41	9-16	0	314
Opponents	34	14	16	4	33-34	16-26	0	285

Passing	Att.	Comp.	Yds.	Pct.	Yds./Att.	TD	TD%	Int.	Int%	LG	Sack-Lost	Rating
Van Brocklin	260	139	2637	53.5	10.14	13	5.0	21	8.1	80t	n/a	71.9
Wade	59	31	509	52.5	8.63	2	3.4	1	1.7	48	n/a	86.1
Quinlan	2	1	34	50.0	17.00	0	0.0	1	50.0	34	n/a	56.3
Rams	321	171	3180	53.3	9.49	15	4.7	23	7.2	80t	n/a-133	73.5
Opponents	393	219	2697	55.7	6.86	16	4.1	23	5.9	n/a	n/a-130	66.3

Rushing	No.	Yds.	Avg.	LG	TD
Younger	91	610	6.7	75t	8
Towler	149	599	4.0	24	11
Quinlan	82	490	6.0	35	4
Wade	28	190	6.8	35	1
McCormick	48	173	3.6	16	0
Lewis	26	72	2.8	18	0
Fears	1	10	10.0	10	0
Hirsch	1	6	6.0	6	0
Van Brocklin	6	-10	-1.7	5	0
Rams	432	2140	5.0	75t	24
Opponents	368	1615	4.4	n/a	14

Receiving	No.	Yds.	Avg.	LG	TD
Boyd	53	1212	22.9	80t	6
Fears	36	546	15.2	43	3
Hirsch	35	720	20.6	66	3
Quinlan	18	324	18.0	80t	2
Towler	10	127	12.7	36	0
Younger	8	76	9.5	21	0
Carey	5	49	9.8	13	0
McCormick	3	58	19.3	31	0
Lewis	2	19	9.5	12	0
Robustelli	1	49	49.0	49t	1
Rams	171	3180	17.8	80t	15
Opponents	219	2697	11.7	n/a	16

Interceptions	No.	Yds.	Avg.	LG	TD
Sherman	6	70	11.7	28	0
Doll	5	51	10.2	26	0
Dwyer	4	90	22.5	76t	1
Hughes	2	24	12.0	24	0
Richter	1	24	24.0	24	0
Hirsch	1	12	12.0	12	0
Toogood	1	3	3.0	3	0
Haynes	1	0	0.0	0	0
Miller	1	0	0.0	0	0
West	1	0	0.0	0	0
Rams	23	274	11.9	76	1
Opponents	23	293	12.7	34t	1

Punting	No.	Yds.	Avg.	LG	Blk.
Van Brocklin	44	1874	42.6	61	0
Rams	44	1874	42.6	61	0
Opponents	58	2492	43.0	n/a	n/a

Punt Returns	No.	Yds.	Avg.	LG	TD
Lewis	22	82	3.7	16	0
McCormick	7	8	1.1	5	0
Sherman	6	89	14.8	50	0
Dwyer	6	18	3.0	7	0
Quinlan	1	4	4.0	4	0
Doll	1	0	0.0	0	0
Hughes	1	0	0.0	0	0
Rams	44	201	4.6	50	0
Opponents	32	373	11.7	50	0

Kickoff Returns	No.	Yds.	Avg.	LG	TD
Lewis	34	836	24.6	88t	1
Sherman	6	130	21.7	38	0
Quinlan	4	69	17.3	23	0
Dwyer	3	65	21.7	33	0
McCormick	3	49	16.3	22	0
Dahms	2	23	11.5	15	0
Putnam	1	13	13.0	13	0
Toogood	1	11	11.0	11	0
Lipscomb	1	6	6.0	6	0
Robustelli	1	0	0.0	0	0
Rams	56	1202	21.5	88t	1
Opponents	46	1058	23.0	42	0

COACH: HAMPTON POOL

1953 (8-3-1) 3RD, WESTERN CONF.



DATE	W/L	Score.....	Opponent	Attend.
9/27	W	21-7	NEW YORK	(49,579)
10/4	L	30-31	@ San Francisco	(43,922)
10/11	W	38-20	@ Green Bay	(23,353)
10/18	W	31-19	@ Detroit	(55,772)
10/25	W	38-24	CHICAGO BEARS	(49,546)
11/1	W	37-34	DETROIT	(93,751)
11/8	L	27-31	SAN FRANCISCO	(85,865)
11/15	T	24-24	@ Chicago Cardinals	(26,674)
11/22	W	21-13	@ Baltimore	(27,268)
11/29	L	21-24	@ Chicago Bears	(31,626)
12/5	W	45-2	BALTIMORE	(26,656)
12/12	W	33-17	GREEN BAY	(23,069)

	RAMS	OPP.
First Downs	214	194
Rushing	105	91
Passing	104	92
Penalty	5	11
Total Net Yards	4713	3452
Avg./Game	392.8	287.7
Total Plays	835	839
Avg./Play	5.6	4.1
Net Yards Rushing	2148	1570
Avg./Game	179.0	130.8
Total Rushes	426	375
Net Yards Passing	2565	1882
Avg./Game	213.8	156.8
Sacked-Yds. Lost	n/a-107	n/a-299
Gross Yards	2672	2281
Att-Comp-Int	324-173-18	366-161-30
Comp. %	53.4	44.0
Punts/Avg.	60-42.2	75-40.5
Penalties/Yards	73-597	51-465
Fumbles/ Ball Lost	32-22	22-13
Touchdowns	48	29
Rushing	23	10
Passing	19	15
Returns	6	4

Scoring	TD	Ru	Pa	Rt	PAT	FG	S	Pts
Agajanian	0	0	0	0	36-37	10-24	0	66
Younger	9	8	1	0	0-0	0-0	0	54
Towler	8	7	1	0	0-0	0-0	0	48
Quinlan	6	4	2	0	0-0	0-0	0	36
Fears	4	0	4	0	5-6	1-1	0	32
Hirsch	4	0	4	0	4-5	0-0	0	28
Boyd	4	0	4	0	0-0	0-0	0	24
Myers	3	3	0	0	0-0	0-0	0	18
V. Smith	3	0	3	0	0-0	0-0	0	18
Lane	2	0	0	2	0-0	0-0	0	12
Lewis	2	0	0	2	0-0	0-0	0	12
Bukich	1	1	0	0	0-0	0-0	0	6
Dwyer	1	0	0	1	0-0	0-0	0	6
Rich	1	0	0	1	0-0	0-0	0	6
Rams	48	23	19	6	45-48	11-25	0	366
Opponents	29	10	15	4	27-28	11-23	1	236

Passing	Att.	Comp.	Yds.	Pct.	Yds./Att.	TD	TD%	Int.	Int%	LG	Sack-Lost	Rating
Van Brocklin	286	156	2393	54.5	8.37	19	6.6	14	4.9	70	n/a	84.1
Bukich	32	14	169	43.8	5.28	0	0.0	3	9.4	30	n/a	21.0
Quinlan	4	2	60	50.0	15.00	0	0.0	1	25.0	40	n/a	56.3
V. Smith	2	1	50	50.0	25.00	0	0.0	0	0.0	50	n/a	95.8
Rams	324	173	2672	53.4	7.92	19	5.9	18	5.6	70	n/a-107	77.3
Opponents	366	161	2281	44.0	6.23	15	4.1	30	8.2	n/a	n/a-399	44.2

Rushing	No.	Yds.	Avg.	LG	TD
Towler	152	879	5.8	73	7
Quinlan	97	705	7.3	74	4
Younger	84	350	4.2	39	8
Myers	40	124	3.1	31	3
McCormick	20	29	1.5	8	0
Bukich	14	28	2.0	17	1
V. Smith	8	26	3.3	21	0
Van Brocklin	8	11	1.4	6	0
Lewis	2	2	1.0	5	0
Hirsch	1	-6	-6.0	-6	0
Rams	426	2148	5.0	74	23
Opponents	375	1570	4.2	n/a	10

Receiving	No.	Yds.	Avg.	LG	TD
Hirsch	61	941	15.4	70	4
Boyd	24	548	22.8	70	4
Fears	23	278	12.1	31	4
Younger	20	259	13.0	48	1
Quinlan	17	260	15.3	59	2
Towler	11	125	11.4	49	1
V. Smith	6	151	25.2	54	3
McCormick	5	72	14.4	20	0
Myers	4	13	3.3	9	0
Hecker	2	25	12.5	16	0
Rams	173	2672	15.4	70	19
Opponents	161	2281	14.3	n/a	15

Interceptions	No.	Yds.	Avg.	LG	TD
Hecker	7	91	13.0	24	0
Lewis	7	87	12.4	45	1
Rich	3	95	31.7	53	1
Paul	3	50	16.7	32	0
Lane	3	9	3.0	8	0
Dwyer	2	31	15.5	31	1
Boyd	1	35	35.0	35	0
West	1	10	10.0	10	0
Svare	1	9	9.0	9	0
Toogood	1	0	0.0	0	0
McFadin	1	0	0.0	0	0
Rams	30	417	13.9	53	3
Opponents	18	373	20.7	92t	2

Punting	No.	Yds.	Avg.	LG	Blk.
Van Brocklin	60	2529	42.2	57	0
Rams	60	2529	42.2	57	0
Opponents	75	3036	40.5	n/a	n/a

Punt Returns	No.	Yds.	Avg.	LG	TD
Lewis	35	267	7.6	78	1
V. Smith	12	30	2.5	21	0
Boyd	5	26	5.2	13	0
McCormick	2	2	1.0	2	0
Myers	1	1	1.0	1	0
Rams	55	326	5.9	78	1
Opponents	45	356	7.9	52	0

Kickoff Returns	No.	Yds.	Avg.	LG	TD
Lewis	32	830	25.9	69	0
McCormick	5	134	26.8	44	0
Boyd	3	42	14.0	21	0
V. Smith	2	44	22.0	26	0
Quinlan	2	38	19.0	22	0
Younger	1	24	24.0	24	0
Toogood	1	19	19.0	19	0
McFadin	1	5	5.0	5	0
H. Thompson	1	0	0.0	0	0
Rams	48	1136	23.7	69	0
Opponents	59	1600	27.1	85	0

COACH: JOE STYDAHAR (1), HAMPTON POOL (11)

1952 (9-3) 2ND, WESTERN CONF.



DATE	W/L	Score	Opponent	Attend.
9/28	L	7-37	@ Cleveland	(57,832)
10/3	L	14-17	DETROIT	(42,743)
10/12	W	30-28	@ Green Bay	(21,693)
10/19	L	16-24	@ Detroit	(40,152)
10/26	W	31-7	CHICAGO BEARS	(43,574)
11/2	W	42-20	DALLAS	(30,702)
11/9	W	27-6	@ Dallas	(10,000)
11/16	W	40-24	@ Chicago Bears	(40,737)
11/23	W	35-9	SAN FRANCISCO	(77,698)
11/30	W	34-21	@ San Francisco	(48,731)
12/7	W	45-27	GREEN BAY	(49,822)
12/14	W	28-14	PITTSBURGH	(74,130)
12/21*	L	21-31	@ Detroit	(47,645)

* Conference Playoff

	RAMS	OPP.
First Downs	205	212
Rushing	92	93
Passing	102	97
Penalty	11	22
Total Net Yards	4249	3865
Avg./Game	354.0	322.1
Total Plays	870	924
Avg./Play	4.9	4.2
Net Yards Rushing	1811	1613
Avg./Game	150.9	134.4
Total Rushes	411	441
Net Yards Passing	2438	2252
Avg./Game	203.1	187.7
Sacked-Yds. Lost	n/a-146	n/a-369
Gross Yards	2584	2621
Att-Comp-Int	329-167-31	360-161-38
Comp. %	50.8	44.7
Punts/Avg.	59-42.8	66-42.8
Penalties/Yards	100-891	77-746
Fumbles/ Ball Lost	32-17	26-18
Touchdowns	45	31
Rushing	18	10
Passing	17	18
Returns	10	3

Scoring	TD	Ru	Pa	Rt	PAT	FG	S	Pts
Waterfield	1	1	0	0	44-45	11-18	0	83
Towler	10	10	0	0	0-0	0-0	0	60
V. Smith	6	3	3	0	0-0	0-0	0	36
Fears	6	0	6	0	0-0	0-0	0	36
Hirsch	4	0	4	0	0-0	0-0	0	24
Quinlan	3	1	2	0	0-0	0-0	0	18
Carey	2	0	1	1	0-0	0-0	0	12
Lewis	2	0	0	2	0-0	0-0	0	12
Dwyer	2	0	0	2	0-0	0-0	0	12
Robustelli	2	0	0	2	0-0	0-0	0	12
Lane	2	0	0	2	0-0	0-0	0	12
Younger	1	1	0	0	0-0	0-0	0	6
Myers	1	1	0	0	0-0	0-0	0	6
Casner	1	0	0	1	0-0	0-0	0	6
Rich	1	0	0	1	0-0	0-0	0	6
Barry	1	0	1	0	0-0	0-1	0	6
Rams	45	18	17	10	44-45	11-19	0	349
Opponents	31	10	18	3	28-29	6-16	0	234

Passing	Att.	Comp.	Yds.	Pct.	Yds./Att.	TD	TD%	Int.	Int%	LG	Sack-Lost	Rating
Van Brocklin	205	113	1736	55.1	8.47	14	6.8	17	8.3	84	n/a	71.5
Waterfield	109	51	655	46.8	6.01	3	2.8	11	11.0	63	n/a	35.7
Klosterman	10	3	47	30.0	4.70	0	0.0	3	30.0	30	n/a	7.1
Quinlan	4	0	0	0.0	0.00	0	0.0	0	0.0	0	n/a	39.6
V. Smith	1	0	0	0.0	0.00	0	0.0	0	0.0	0	n/a	39.6
Rams	329	167	2438	50.8	6.97	17	5.2	31	9.4	84	n/a-146	53.2
Opponents	360	161	2621	44.7	7.28	18	5.0	38	10.6	n/a	n/a-369	46.8

Rushing	No.	Yds.	Avg.	LG	TD
Towler	156	894	5.7	44	10
Younger	63	331	5.3	38	1
Quinlan	52	224	4.3	36	1
V. Smith	57	133	2.3	20	3
Lewis	19	114	6.0	51	0
Myers	27	82	3.0	14	1
J. Williams	11	65	5.9	26	0
Fears	1	0	0.0	0	0
Barry	2	-1	-0.5	4	0
Van Brocklin	7	-10	-1.4	9	0
Waterfield	9	-14	-1.6	19	1
Klosterman	1	-9	-9.0	-9	1
Rams	411	1811	4.4	51	17
Opponents	441	1613	3.7	n/a	10

Receiving	No.	Yds.	Avg.	LG	TD
Fears	48	600	12.5	36	6
Carey	36	539	15.0	61	1
Hirsch	25	590	23.6	84	4
V. Smith	16	254	15.9	56	3
Quinlan	14	265	18.9	80	2
Younger	12	73	6.1	12	0
Towler	11	68	6.2	13	0
Barry	2	43	21.5	25	1
Myers	2	1	0.5	3	0
Waterfield	1	5	5.0	5	0
Rams	167	2438	14.6	84	17
Opponents	161	2621	16.3	n/a	18

Interceptions	No.	Yds.	Avg.	LG	TD
Lane	14	298	21.3	80	2
Rich	8	201	25.1	97	1
Dwyer	4	48	12.0	23	0
J. Williams	4	41	10.3	22	0
Paul	2	40	20.0	30	0
Younger	2	0	0.0	0	0
Hecker	1	50	50.0	50	0
Lewis	1	20	20.0	20	0
Robustelli	1	14	14.0	14	1
Brink	1	0	0.0	0	0
Rams	38	712	18.7	97	4
Opponents	31	518	16.7	66t	3

Punting	No.	Yds.	Avg.	LG	Blk.
Van Brocklin	29	1251	43.1	66	0
Waterfield	30	1275	42.5	59	0
Rams	59	2526	42.8	66	0
Opponents	66	2827	42.8	n/a	n/a

Punt Returns	No.	Yds.	Avg.	LG	TD
Lewis	19	351	18.5	82	2
Quinlan	14	167	11.9	38	0
J. Williams	1	9	9.0	9	0
Towler	1	0	0.0	0	0
Rich	1	0	0.0	0	0
V. Smith	2	0	0.0	0	0
Rams	38	527	13.9	82	2
Opponents	22	178	8.1	18	0

Kickoff Returns	No.	Yds.	Avg.	LG	TD
Quinlan	17	440	25.9	56	0
Lewis	16	345	21.6	47	0
V. Smith	5	158	31.6	55	0
Towler	1	9	9.0	9	0
West	1	0	0.0	0	0
Rams	40	967	24.2	56	0
Opponents	48	1149	23.9	46	0

COACH: JOE STYDAHAR

1951 (8-4) 1ST, WESTERN CONF.



DATE	W/L	Score.....Opponent	Attend.
9/28	W	54-14 @ New York Yankees	(30,315)
10/7	L	23-38 CLEVELAND	(67,186)
10/14	W	27-21 @ Detroit	(50,567)
10/21	W	28-0 @ Green Bay	(21,393)
10/28	L	17-44 @ San Francisco	(49,538)
11/4	W	23-16 SAN FRANCISCO	(54,346)
11/11	W	45-21 CHICAGO CARDINALS	(29,995)
11/18	W	48-21 NEW YORK YANKEES	(34,717)
11/25	L	21-31 @ Washington	(26,307)
12/2	W	42-17 @ Chicago Bears	(50,286)
12/9	L	22-24 DETROIT	(52,937)
12/16	W	42-14 GREEN BAY	(23,698)
12/23*	W	24-17 CLEVELAND	(57,522)

* NFL Championship

	RAMS	OPP.
First Downs	272	231
Rushing	114	125
Passing	130	84
Penalty	28	22
Total Net Yards	5409	3879
Avg./Game	450.8	323.3
Total Plays	925	950
Avg./Play	5.8	4.1
Net Yards Rushing	2210	2206
Avg./Game	184.2	183.8
Total Rushes	426	478
Net Yards Passing	3199	1673
Avg./Game	266.6	139.4
Sacked-Yds. Lost	n/a-97	n/a-319
Gross Yards	3296	1992
Att-Comp-Int	373-189-22	329-140-19
Comp. %	50.7	42.6
Punts/Avg.	52-41.5	75-40.9
Penalties/Yards	94-813	107-1028
Fumbles/ Ball Lost	22-15	26-10
Touchdowns	51	35
Rushing	23	17
Passing	26	13
Returns	2	5

Scoring	TD	Ru	Pa	Rt	PAT	FG	S	Pts
Hirsch	17	0	17	0	0-1	0-0	0	102
Waterfield	3	3	0	0	41-43	13-23	0	98
Hoerner	7	6	1	0	0-0	0-0	0	42
Towler	6	6	0	0	0-0	0-0	0	36
Fears	3	0	3	0	6-7	0-0	0	24
J. Williams	4	3	0	1	0-0	0-0	0	24
V. Smith	2	1	1	0	0-0	0-0	0	12
Van Brocklin	2	2	0	0	0-0	0-0	0	12
G. Davis	2	1	1	0	0-0	0-0	0	12
Kalmanir	2	0	1	1	0-0	0-0	0	12
Younger	1	1	0	0	0-0	0-0	0	6
Hecker	1	0	1	0	0-0	0-1	0	6
Boyd	1	0	1	0	0-0	0-0	0	6
Rams	51	23	26	2	47-51	13-24	0	392
Opponents	35	17	13	5	33-35	6-12	0	279

Passing	Att.	Comp.	Yds.	Pct.	Yds./Att.
Waterfield	176	88	1566	50.0	8.90
Van Brocklin	194	100	1725	51.5	8.89
G. Davis	2	1	5	50.0	2.50
Keane	1	0	0	0.0	0.00
Rams	373	189	3296	50.7	8.84
Opponents	329	140	1992	42.6	6.10

Rushing	No.	Yds.	Avg.	LG	TD
Towler	126	854	6.8	79	6
Hoerner	94	569	6.1	43	6
Younger	36	223	6.2	24	1
G. Davis	64	200	3.1	23	1
V. Smith	52	143	2.8	31	1
J. Williams	21	106	5.0	32	2
Kalmanir	16	61	3.8	23	0
Waterfield	9	49	5.4	25	3
Hirsch	1	3	3.0	3	0
Van Brocklin	7	2	0.3	4	2
Rams	426	2210	5.2	79	23
Opponents	478	2206	4.6	n/a	17

Receiving	No.	Yds.	Avg.	LG	TD
Hirsch	66	1495	22.7	91	17
Fears	32	528	16.5	54	3
V. Smith	16	278	17.4	67	1
Towler	16	257	16.1	46	0
Keane	12	133	11.1	21	0
Boyd	9	128	14.2	28	1
Hoerner	8	102	12.8	21	1
G. Davis	8	90	11.3	21	1
Kalmanir	6	91	15.2	38	1
Younger	5	72	14.4	52	0
J. Williams	5	49	9.8	13	0
Hecker	4	35	8.8	20	1
M. Johnson	2	38	19.0	28	0
Rams	189	3296	17.4	91	26
Opponents	140	1992	14.2	n/a	13

Interceptions	No.	Yds.	Avg.	LG	TD
Hecker	3	74	24.7	36	0
J. Williams	3	53	17.7	21	1
Lewis	3	34	11.3	20	0
Rich	3	11	3.7	6	0
Boyd	2	3	1.5	3	0
Keane	2	2	1.0	2	0
Paul	1	16	16.0	16	0
Younger	1	0	0.0	0	0
Toogood	1	0	0.0	0	0
Rams	19	193	10.2	36	1
Opponents	22	313	14.2	36	1

Punting	No.	Yds.	Avg.	LG	Blk.
Van Brocklin	48	1992	41.5	62	1
Waterfield	4	166	41.5	52	0
Rams	52	2158	41.5	62	1
Opponents	75	3064	40.9	n/a	n/a

Punt Returns	No.	Yds.	Avg.	LG	TD
V. Smith	12	139	11.6	37	0
G. Davis	15	85	5.7	31	0
Kalmanir	5	86	17.2	67	1
J. Williams	4	22	5.5	11	0
Lewis	1	12	12.0	12	0
Rams	37	344	9.3	67	1
Opponents	33	365	11.1	79t	3

Kickoff Returns	No.	Yds.	Avg.	LG	TD
G. Davis	9	179	19.9	33	0
V. Smith	15	274	18.3	26	0
J. Williams	6	133	22.2	28	0
Kalmanir	6	120	20.0	32	0
Lewis	4	67	16.8	24	0
Hoerner	1	22	22.0	22	0
Simensen	1	13	13.0	13	0
Towler	1	10	10.0	10	0
Collier	1	8	8.0	8	0
Rams	44	826	18.8	36	0
Opponents	54	1478	27.2	49	0

TD	TD%	Int.	Int%	LG	Sack-Lost	Rating
13	7.4	10	5.9	91	n/a	81.8
13	6.7	11	5.7	81	n/a	80.8
0	0.0	0	0.0	5	n/a	56.3
0	0.0	1	100.0	0	n/a	0.0
26	7.0	22	5.9	91	n/a-97	79.8
13	4.0	19	5.8	n/a	n/a-319	51.9

COACH: JOE STYDAHAR

1950 (9-3) 1ST, WESTERN CONF.



DATE	W/L	Score	Opponent	Attend.
9/17	L	20-24	CHICAGO BEARS	(21,000)
9/22	W	45-28	NEW YORK YANKEES	(23,768)
10/1	W	35-14	@ San Francisco	(27,262)
10/8	L	20-56	@ Philadelphia	(24,134)
10/15	W	30-28	@ Detroit	(35,589)
10/22	W	70-27	BALTIMORE	(16,026)
10/29	W	65-24	DETROIT	(27,475)
11/5	W	28-21	SAN FRANCISCO	(33,234)
11/12	W	45-14	@ Green Bay (Mil.)	(20,456)
11/19	W	43-35	@ New York Yankees	(42,673)
11/26	L	14-24	@ Chicago Bears	(43,678)
12/3	W	51-14	GREEN BAY	(39,323)
12/17*	W	24-14	CHICAGO BEARS	(83,501)
12/24**	L	28-30	@ Cleveland	(29,751)

* Conference Playoff
** NFL Championship

	RAMS	OPP.
First Downs	278	217
Rushing	112	113
Passing	142	88
Penalty	24	16
Total Net Yards	5240	4453
Avg./Game	436.7	371.1
Total Plays	992	950
Avg./Play	5.3	4.7
Net Yards Rushing	1711	1882
Avg./Game	142.6	156.8
Total Rushes	404	431
Net Yards Passing	3529	2279
Avg./Game	294.1	189.9
Sacked-Yds. Lost	n/a-180	n/a-297
Gross Yards	3709	2576
Att-Comp-Int	453-253-27	385-165-31
Comp. %	55.8	42.9
Punts/Avg.	63-40.5	72-39.3
Penalties/Yards	110-1038	93-859
Fumbles/ Ball Lost	30-17	31-15
Touchdowns	64	43
Rushing	28	12
Passing	31	26
Returns	5	5

Scoring	TD	Ru	Pa	Rt	PAT	FG	S	Pts
Waterfield	1	1	0	0	54-58	7-14	0	81
Hoerner	11	10	1	0	0-0	0-0	0	66
V. Smith	8	1	4	3	0-0	0-0	0	48
Hirsch	7	0	7	0	5-5	0-0	0	47
Fears	7	0	7	0	0-0	0-0	0	42
G. Davis	7	3	4	0	0-0	0-0	0	42
Towler	6	6	0	0	0-0	0-0	0	36
Boyd	4	0	4	0	0-0	0-0	0	24
J. Williams	2	1	1	0	0-0	0-0	0	12
Barry	2	2	0	0	0-0	0-0	0	12
Younger	2	2	0	0	0-0	0-0	0	12
Reinhard	1	0	1	0	0-0	0-0	0	6
Van Brocklin	1	1	0	0	0-0	0-0	0	6
Pasquariello	1	1	0	0	0-0	0-0	0	6
Keane	1	0	0	1	0-0	0-0	0	6
Lewis	1	0	0	1	0-0	0-0	0	6
Team	0	0	0	0	0-1	0-0	0	0
Rams	64	28	31	5	59-64	7-14	0	466
Opponents	43	12	26	5	42-43	3-13	0	309

Passing	Att.	Comp.	Yds.	Pct.	Yds./Att.	TD	TD%	Int.	Int%	LG	Sack-Lost	Rating
Van Brocklin	233	127	2061	54.5	8.85	18	7.7	14	6.0	58	n/a	85.1
Waterfield	213	122	1540	57.3	7.23	11	5.2	13	6.1	72	n/a	71.7
G. Davis	5	3	97	60.0	19.40	2	40.0	0	0.0	58	n/a	143.8
V. Smith	1	1	11	100.0	11.00	0	0.0	0	0.0	11	n/a	112.5
Hirsch	1	0	0	0.0	0.00	0	0.0	0	0.0	0	n/a	39.6
Rams	453	253	3709	55.8	8.18	31	6.8	27	6.0	72	n/a-180	80.7
Opponents	385	165	2873	42.9	7.46	26	6.8	31	8.1	n/a	n-a-297	57.9

Rushing	No.	Yds.	Avg.	LG	TD
G. Davis	88	416	4.7	55	3
Hoerner	95	381	4.0	64	10
V. Smith	51	250	4.0	25	1
Barry	50	231	3.4	28	2
Towler	46	130	2.8	34	6
J. Williams	13	108	8.3	38	1
Kalmanir	20	83	4.2	33	0
Van Brocklin	15	22	1.5	16	1
Pasquariello	7	31	4.4	14	1
Younger	8	28	3.5	6	2
Waterfield	8	14	1.8	13	1
Hirsch	2	19	9.5	15	0
Boyd	1	-2	-2.0	-2	0
Rams	404	1711	4.2	64	28
Opponents	431	1882	4.4	n/a	12

Receiving	No.	Yds.	Avg.	LG	TD
Fears	84	1116	13.3	53	7
G. Davis	42	592	14.1	50	4
Hirsch	42	687	16.4	58	7
Hoerner	26	446	17.2	48	1
V. Smith	16	279	17.4	67	4
Boyd	9	220	24.4	72	4
Towler	8	63	7.9	17	0
Barry	7	122	17.4	24	0
Kalmanir	5	58	11.6	41	1
Champagne	4	52	13.0	21	1
J. Williams	4	21	5.3	11	1
Smyth	2	10	5.0	6	0
Keane	1	19	19.0	19	0
Reinhard	1	11	11.0	11	1
Bouley	1	11	11.0	11	0
Pasquariello	1	2	2.0	2	0
Rams	253	3709	14.6	72	31
Opponents	165	2873	15.6	n/a	26

Interceptions	No.	Yds.	Avg.	LG	TD
Lewis	12	275	22.9	36	0
Keane	6	50	8.3	25	1
Hirsch	4	28	7.0	23	0
J. Williams	3	39	13.0	23	0
Paul	3	44	14.7	32	0
Vasicek	1	52	52.0	52	0
Naumetz	1	13	13.0	13	0
Sims	1	5	5.0	5	0
Huffman	0	6	--	6	0
Rams	31	512	16.5	52	1
Opponents	27	294	10.9	37	3

Punting	No.	Yds.	Avg.	LG	Blk.
Waterfield	52	2087	40.1	61	2
Van Brocklin	11	466	42.4	51	0
Rams	63	2553	40.5	61	2
Opponents	72	2833	39.3	n/a	n/a

Punt Returns	No.	Yds.	Avg.	LG	TD
V. Smith	22	218	9.9	30	0
Kalmanir	13	116	8.9	23	0
J. Williams	6	35	5.8	15	0
G. Davis	3	24	8.0	14	0
Lewis	1	0	0.0	0	0
Rams	45	393	8.7	30	0
Opponents	28	394	14.1	48	0

Kickoff Returns	No.	Yds.	Avg.	LG	TD
V. Smith	22	742	33.7	97	3
Kalmanir	13	358	27.5	44	0
G. Davis	8	167	20.9	29	0
Towler	5	47	9.4	15	0
Lewis	2	47	23.5	27	0
Vasicek	2	30	15.0	19	0
Finlay	2	14	7.0	13	0
Pasquariello	1	14	14.0	14	0
Stephenson	1	5	5.0	5	0
Rams	56	1424	25.4	97	3
Opponents	48	1411	29.4	97t	2

COACH: CLARK SHAUGHNESSY

1949 (8-2-2) 1ST, WESTERN CONF.



DATE	W/L	Score.....Opponent	Attend.
9/23	W	27-24DETROIT	(17,878)
10/2	W	48-7@ Green Bay	(24,308)
10/9	W	31-6@ Chicago Bears	(42,124)
10/16	W	21-10@ Detroit	(19,839)
10/23	W	35-7GREEN BAY	(37,546)
10/30	W	27-24CHICAGO BEARS	(86,080)
11/6	L	14-38@ Philadelphia	(38,230)
11/13	T	7-7@ Pittsburgh	(20,510)
11/20	T	28-28@ Chicago Cardinals	(34,100)
11/27	W	42-20 NEW YORK BULLDOGS	(38,052)
12/4	L	27-31. CHICAGO CARDINALS	(74,673)
12/11	W	53-27WASHINGTON	(44,899)
12/18*	L	0-14PHILADELPHIA	(27,980)

* NFL Championship

	RAMS	OPP.
First Downs	245	213
Rushing	103	101
Passing	125	92
Penalty	17	20
Total Net Yards	4415	3490
Avg./Game	367.9	290.8
Total Plays	924	926
Avg./Play	4.8	3.8
Net Yards Rushing	1732	1679
Avg./Game	144.3	139.9
Total Rushes	445	472
Net Yards Passing	2674	1811
Avg./Game	222.8	150.9
Sacked-Yds. Lost	n/a-145	n/a-273
Gross Yards	2819	2084
Att-Comp-Int	366-192-27	335-144-30
Comp. %	52.5	43.0
Punts/Avg.	52-44.4	68-44.2
Penalties/Yards	83-795	72-676
Fumbles/ Ball Lost	29-18	30-18
Touchdowns	48	32
Rushing	17	14
Passing	23	16
Returns	8	2

Scoring	TD	Ru	Pa	Rt	PAT	FG	S	Pts
Waterfield	1	1	0	0	43-45	9-16	0	76
Fears	9	0	9	0	0-0	0-0	0	54
Hoerner	6	6	0	0	0-0	0-0	0	36
Hirsch	6	1	4	1	0-0	0-0	0	36
Shaw	6	0	6	0	0-0	0-0	0	36
Gehrke	5	2	2	1	2-3	0-1	0	32
V. Smith	4	2	1	1	0-0	0-0	0	24
J. Williams	4	3	0	1	0-0	0-0	0	24
Cowhig	2	1	0	1	0-0	0-0	0	12
Kalmanir	2	1	0	1	0-0	0-0	0	12
Currian	1	0	1	0	0-0	0-0	0	6
Hubbell	1	0	0	1	0-0	0-0	0	6
Sims	1	0	0	1	0-0	0-0	0	6
Rams	48	17	23	8	45-48	9-17	0	360
Opponents	32	14	16	2	30-32	5-13	0	239

Passing	Att.	Comp.	Yds.	Pct.	Yds./Att.
Waterfield	296	154	2168	52.0	7.32
Van Brocklin	58	32	601	55.2	10.36
Thomason	12	6	50	50.0	4.17
Rams	366	192	2819	52.5	7.70
Opponents	335	144	2084	43.0	6.22

Rushing	No.	Yds.	Avg.	LG	TD
Hoerner	155	582	3.8	37	6
Hirsch	68	287	4.2	51	1
Gehrke	58	203	3.5	53	2
Kalmanir	29	218	7.5	51	1
Younger	52	191	3.7	16	0
V. Smith	40	112	2.9	26	2
J. Williams	19	103	5.4	18	3
Cowhig	10	32	3.2	8	1
Agler	4	7	1.8	4	0
Waterfield	5	-4	-0.8	5	1
Van Brocklin	4	-1	-0.3	2	0
Fears	1	-3	-3.0	-3	0
Rams	445	1732	3.9	53	17
Opponents	472	1679	3.6	n/a	14

Receiving	No.	Yds.	Avg.	LG	TD
Fears	77	1013	13.2	51	9
Shaw	29	535	18.4	71	6
Hirsch	22	326	14.8	48	4
Hoerner	17	213	12.5	29	0
Gehrke	9	140	15.6	42	2
Younger	7	119	17.0	33	0
J. Williams	7	102	14.6	42	0
V. Smith	5	63	12.6	24	1
Keane	4	70	17.5	44	0
Zilly	3	35	11.7	14	0
Currian	3	78	26.0	40	1
Hubbell	3	32	10.7	12	0
Huffman	2	36	18.0	23	0
Kalmanir	2	36	18.0	23	0
Smyth	2	21	10.5	14	0
Rams	192	2819	14.7	71	23
Opponents	144	2084	14.5	n/a	16

Interceptions	No.	Yds.	Avg.	LG	TD
Sims	9	78	8.7	27	1
J. Williams	5	42	8.4	25	1
Currian	5	31	6.2	16	0
Cowhig	4	62	15.5	26	1
Hirsch	2	55	27.5	32	0
Lazetich	2	47	23.5	29	0
Paul	2	23	11.5	19	0
Hubbell	1	21	21.0	21	1
Rams	30	359	12.0	32	4
Opponents	27	229	8.5	n/a	1

Punting	No.	Yds.	Avg.	LG	Blk.
Waterfield	49	2177	44.4	61	1
Van Brocklin	2	91	45.5	46	0
Hoerner	1	43	43.0	43	0
Rams	52	2311	44.4	61	1
Opponents	68	3005	44.2	n/a	n/a

Punt Returns	No.	Yds.	Avg.	LG	TD
V. Smith	27	427	15.8	85	1
Kalmanir	14	164	11.7	62	1
J. Williams	2	33	16.5	20	0
Rams	43	624	14.5	85	2
Opponents	26	215	8.3	n/a	0

Kickoff Returns	No.	Yds.	Avg.	LG	TD
Kalmanir	18	403	22.4	57	0
V. Smith	13	235	18.1	31	0
Paul	2	32	16.0	20	0
Cowhig	2	20	10.0	10	0
Dean	1	0	0.0	0	0
Zilly	1	0	0.0	0	0
Rams	37	690	18.6	57	0
Opponents	55	1144	20.8	n/a	0

TD	TD%	Int.	Int%	LG	Sack-Lost	Rating
17	5.7	24	8.1	71	n/a	61.3
6	10.3	2	3.4	51	n/a	111.4
0	0.0	1	8.3	11	n/a	26.4
23	6.3	27	7.4	71	n/a-145	68.1
16	4.8	30	9.0	n/a	n/a-273	42.4

COACH: CLARK SHAUGHNESSY

1948 (6-5-1) 3RD, WESTERN CONF.



DATE	W/L	Score	Opponent	Attend.
9/22	W	44-7	DETROIT	(12,941)
10/3	T	28-28	PHILADELPHIA	(36,884)
10/10	L	21-42	@ Chicago Bears	(43,707)
10/17	L	0-16	@ Green Bay	(25,119)
10/24	W	34-27	@ Detroit	(17,444)
10/31	L	22-27	CHICAGO CARDINALS	(32,149)
11/7	L	6-21	CHICAGO BEARS	(56,263)
11/14	W	52-37	@ New York Giants	(22,766)
11/21	L	24-27	@ Chicago Cardinals	(29,031)
11/28	W	24-10	GREEN BAY	(23,874)
12/5	W	41-13	@ Washington	(32,970)
12/12	W	31-14	PITTSBURGH	(27,967)

	RAMS	OPP.
First Downs	239	204
Rushing	100	90
Passing	123	97
Penalty	16	17
Total Yards	4576	3794
Avg./Game	381.3	316.2
Total Plays	943	879
Avg./Play	4.9	4.3
Net Yards Rushing	1743	1570
Avg./Game	145.3	130.8
Total Rushes	427	441
Gross Yards Passing	2748	2143
Avg./Game	229.0	178.6
Att-Comp-Int	395-201-25	309-164-19
Comp. %	50.9	53.1
Punts/Avg.	63-41.8	77-41.0
Penalties/Yards	98-859	77-719
Fumbles/ Ball Lost	32-17	42-24
Touchdowns	45	36
Rushing	15	13
Passing	28	20
Returns	2	3

Scoring	TD	Ru	Pa	Rt	PAT	FG	S	Pts
Waterfield	0	0	0	0	38-44	6-11	0	56
Hickey	7	0	7	0	0-0	0-0	0	42
Hoerner	6	4	2	0	0-0	0-0	0	36
Fears	5	0	4	1	0-0	0-0	0	30
Hoffman	5	4	1	0	0-0	0-0	0	30
Curriuan	4	1	3	0	0-0	0-0	0	24
Zilly	4	0	4	0	0-0	0-0	0	24
Gehrke	3	1	1	1	1-1	0-0	0	19
Washington	3	2	1	0	0-0	0-0	0	18
Cowhig	2	2	0	0	0-0	0-0	0	12
Keane	2	0	2	0	0-0	0-0	0	12
Horvath	1	1	0	0	0-0	0-0	0	6
Hubbell	1	0	1	0	0-0	0-0	0	6
Magnani	1	0	1	0	0-0	0-0	0	6
Smyth	1	0	1	0	0-0	0-0	0	6
Rams	45	13	28	2	39-45	6-11	0	327
Opponents	36	13	20	3	33-36	6-11	1	269

Passing	Att.	Comp.	Yds.	Pct.	Yds./Att.	TD	TD%	Int.	Int%	LG	Rating
Hardy	211	112	1390	53.1	6.59	14	6.6	7	3.3	69	82.1
Waterfield	180	87	1354	48.3	7.52	14	7.8	18	10.0	80	60.0
Rickards	2	2	4	100.0	2.00	0	0.0	0	0.0	3	79.2
Gehrke	1	0	0	0.0	0.00	0	0.0	0	0.0	0	39.6
B. Smith	1	0	0	0.0	0.00	0	0.0	0	0.0	0	39.6
Washington	1	0	0	0.0	0.00	0	0.0	0	0.0	0	39.6
Rams	395	201	2748	50.9	6.96	28	7.1	25	6.3	80	70.7
Opponents	309	164	2143	53.1	6.94	20	6.5	19	6.1	n/a	71.2

Rushing	No.	Yds.	Avg.	LG	TD
Hoerner	76	354	4.7	23	4
Washington	57	301	5.3	31	2
Gehrke	56	246	4.4	24	1
Cowhig	46	206	4.5	14	2
Magnani	38	144	3.8	15	0
Horvath	30	118	3.9	19	0
Banta	32	105	3.3	14	0
Hoffman	22	68	3.0	8	4
B. Smith	18	59	3.3	20	0
Agler	8	41	5.1	12	0
Corn	11	27	2.5	6	0
Rickards	2	21	10.5	11	0
Keane	7	16	2.3	3	0
Hardy	5	14	2.8	9	0
Waterfield	7	12	1.7	10	0
Fears	2	8	4.0	8	0
DeFruiter	3	4	1.3	4	0
Mello	7	3	0.4	4	0
Brink	1	-3	-3.0	-3	0
Curriuan	1	-4	-4.0	-4	0
Rams	427	1743	4.1	31	13
Opponents	441	1570	3.6	n/a	13

Receiving	No.	Yds.	Avg.	LG	TD
Fears	51	698	13.7	80	4
Hickey	30	509	17.0	69	7
Hoerner	18	227	12.6	45	2
Gehrke	16	173	10.8	34	1
Zilly	13	169	13.0	30	4
Curriuan	12	218	18.2	58	3
Keane	11	195	17.7	57	2
Hubbell	10	134	13.4	48	1
Washington	6	104	17.3	43	1
Smyth	6	66	11.0	21	1
Horvath	4	42	10.5	19	0
Brink	4	36	9.0	18	0
Banta	4	34	8.5	14	0
B. Smith	4	29	7.3	10	0
Hoffman	3	28	9.3	13	1
Magnani	3	28	9.3	16	1
Cowhig	3	18	6.0	9	0
Mello	1	17	17.0	17	0
Bouley	1	15	15.0	15	0
Rams	201	2748	13.7	80	28
Opponents	164	2143	13.1	n/a	20

Interceptions	No.	Yds.	Avg.	LG	TD
Naumetz	4	75	18.8	68	0
Waterfield	4	8	2.0	5	0
Washington	2	45	22.5	40	0
Fears	2	37	18.5	35	1
Gehrke	2	29	14.5	21	0
Horvath	2	14	7.0	9	0
Cowhig	1	9	9.0	9	0
Hoerner	1	6	6.0	6	0
Dean	1	0	0.0	0	0
Rams	19	223	11.7	68	1
Opponents	25	311	12.4	n/a	3

Punting	No.	Yds.	Avg.	LG	Blk.
Waterfield	43	1833	42.6	88	0
Banta	17	639	37.6	55	0
Hardy	3	151	50.3	77	0
Rams	63	2633	41.8	88	0
Opponents	77	3155	41.0	n/a	n/a

Punt Returns	No.	Yds.	Avg.	LG	TD
Horvath	13	203	15.6	27	0
Gehrke	19	217	11.4	48	0
Corn	4	49	12.3	22	0
Banta	1	14	14.0	14	0
Washington	1	12	12.0	12	0
B. Smith	1	10	10.0	10	0
Hoerner	1	6	6.0	6	0
Cowhig	1	3	3.0	3	0
Rams	41	514	12.5	48	0
Opponents	32	445	13.9	n/a	1

Kickoff Returns	No.	Yds.	Avg.	LG	TD
Gehrke	17	464	27.3	92	1
Banta	6	119	19.8	28	0
Corn	5	112	22.4	22	0
Magnani	3	49	16.3	22	0
Washington	2	54	27.0	33	0
Hoerner	2	35	17.5	20	0
Horvath	2	31	15.5	16	0
Hoffman	2	19	9.5	10	0
Bouley	1	8	8.0	8	0
Cowhig	1	3	3.0	3	0
Sparkman	1	0	0.0	0	0
Rams	42	894	21.3	92	1
Opponents	53	1177	22.2	n/a	1

COACH: BOB SNYDER

1947 (6-6) 4TH, WESTERN CONF.



DATE	W/L	Score	Opponent	Attend.
9/29	W	48-7	@ Pittsburgh	(35,658)
10/5	L	14-17	@ Green Bay	(31,613)
10/12	W	27-13	@ Detroit	(42,955)
10/19	W	27-7	CHICAGO CARDINALS	(69,631)
10/26	L	7-14	@ Philadelphia	(36,364)
11/2	L	10-17	@ Chicago Cardinals	(40,075)
11/9	L	16-27	BOSTON	(19,715)
11/16	L	21-41	CHICAGO BEARS	(36,702)
11/23	W	28-17	DETROIT	(17,693)
11/30	L	10-30	GREEN BAY	(31,080)
12/7	W	17-14	@ Chicago Bears	(34,215)
12/14	W	34-10	NEW YORK GIANTS	(24,050)

	RAMS	OPP.
First Downs	206	209
Rushing	112	99
Passing	82	93
Penalty	12	17
Total Yards	3831	3659
Avg./Game	191.6	304.9
Total Plays	887	881
Avg./Play	4.3	3.5
Net Yards Rushing	2171	1544
Avg./Game	180.9	128.7
Total Rushes	459	453
Gross Yards Passing	1660	2059
Avg./Game	138.3	171.6
Att-Comp-Int	293-123-28	306-145-24
Comp. %	42.0	47.4
Punts/Avg.	72-40.1	76-41.1
Penalties/Yards	87-800	76-761
Fumbles/ Ball Lost	33-20	34-24
Touchdowns	34	29
Rushing	15	12
Passing	13	14
Returns	6	3

Scoring	TD	Ru	Pa	Rt	PAT	FG	S	Pts
Waterfield	1	1	0	0	27-30	7-16	0	54
Benton	6	0	6	0	0-0	0-0	0	36
Washington	5	5	0	0	0-0	0-0	0	30
Harmon	4	1	1	2	0-0	0-0	0	24
Hoffman	3	3	0	0	0-0	0-0	0	18
Gehrke	1	0	0	1	4-4	1-1	0	13
West	2	2	0	0	0-0	0-0	0	12
Hickey	2	0	2	0	0-0	0-0	0	12
Hoerner	2	2	0	0	0-0	0-0	0	12
Hubbell	2	0	2	0	0-0	0-0	0	12
Bouley	1	0	0	1	0-0	0-0	0	6
Bleeker	1	0	0	1	0-0	0-0	0	6
Hamilton	1	0	1	0	0-0	0-0	0	6
Banta	1	1	0	0	0-0	0-0	0	6
Huffman	1	0	0	1	0-0	0-0	0	6
Magnani	1	0	1	0	0-0	0-0	0	6
Rams	34	15	13	6	31-34	8-17	0	259
Opponents	29	12	14	3	26-29	4-6	1	214

Passing	Att.	Comp.	Yds.	Pct.
Waterfield	221	96	1210	43.4
Hardy	57	23	388	40.4
Washington	5	2	14	40.0
Harmon	3	1	31	33.3
Ksionyak	7	1	17	14.3
Rams	293	123	1660	42.0
Opponents	306	145	2059	47.4

Rushing	No.	Yds.	Avg.	LG	TD
Washington	60	444	7.4	92	5
Harmon	60	306	5.1	32	1
Gehrke	59	304	5.2	29	0
Banta	40	193	4.8	23	1
Magnani	48	178	3.7	27	0
West	42	162	3.9	21	2
Hoffman	42	159	3.8	20	3
Hoerner	30	124	4.1	23	2
Bleeker	23	111	4.8	35	0
Cowhig	25	104	4.2	21	0
Horvath	18	68	3.8	25	0
Bagarus	3	15	5.0	10	0
Waterfield	3	6	2.0	4	1
Wilson	3	3	1.0	4	0
Hardy	3	-6	-2.0	7	0
Rams	459	2171	4.7	92	15
Opponents	453	1544	3.4	n/a	12

Receiving	No.	Yds.	Avg.	LG	TD
Benton	35	511	14.6	43	6
Banta	14	198	14.1	64	0
Hickey	12	196	16.3	42	2
Hamilton	12	193	16.1	39	1
Pritko	10	101	10.1	20	0
Zilly	7	75	10.7	19	0
Gehrke	6	19	3.2	11	0
Harmon	5	89	17.8	33	1
Magnani	4	57	14.3	40	1
Washington	3	40	13.3	21	0
Horvath	3	29	9.7	14	0
Smyth	3	26	8.7	11	0
Hubbell	2	60	30.0	45	2
Hoffman	2	22	11.0	12	0
Waterfield	2	14	7.0	18	0
Hoerner	1	20	20.0	20	0
Bouley	1	15	15.0	15	0
Wilson	1	-5	-5.0	-5	0
Rams	123	1660	13.5	64	13
Opponents	145	2059	14.2	n/a	14

Interceptions	No.	Yds.	Avg.	LG	TD
Harmon	8	136	17.0	36	1
Waterfield	5	56	11.2	35	0
Banta	2	13	6.5	13	0
Bagarus	1	31	31.0	31	0
West	1	24	24.0	24	0
Hoffman	1	14	14.0	14	0
Naumetz	1	9	9.0	9	0
Matheson	1	5	5.0	5	0
Cowhig	1	0	0.0	0	0
Gehrke	1	0	0.0	0	0
Martin	1	0	0.0	0	0
Bleeker	1	0	0.0	0	0
Rams	24	288	12.0	36	1
Opponents	28	487	17.4	n/a	1

Punting	No.	Yds.	Avg.	LG	Blk.
Waterfield	59	2500	42.4	86	1
Hardy	10	263	26.3	45	0
Banta	3	125	41.7	45	0
Rams	72	2888	40.1	86	1
Opponents	76	3119	41.1	n/a	n/a

Punt Returns	No.	Yds.	Avg.	LG	TD
Harmon	27	392	14.5	88	1
Gehrke	4	112	28.0	66	1
Horvath	4	29	7.2	15	0
Washington	3	44	14.7	23	0
Banta	2	19	9.5	15	0
Bagarus	2	18	9.0	13	0
Bouley	1	24	24.0	24	0
Waterfield	1	2	2.0	2	0
Rams	44	640	14.5	88	2
Opponents	29	352	12.1	n/a	1

Kickoff Returns	No.	Yds.	Avg.	LG	TD
Harmon	9	208	23.1	34	0
Magnani	6	186	31.0	75	0
Horvath	3	58	19.3	25	0
Bleeker	3	50	16.7	20	0
Washington	2	52	26.0	27	0
Banta	2	50	25.0	31	0
Cowhig	2	29	14.5	16	0
Gehrke	2	29	14.5	21	0
West	1	21	21.0	21	0
Hoffman	1	12	12.0	12	0
Bagarus	1	11	11.0	11	0
Hamilton	1	10	10.0	10	0
Zilly	1	10	10.0	10	0
Lazetich	1	1	1.0	1	0
Naumetz	1	0	0.0	0	0
Rams	36	727	20.2	75	0
Opponents	47	1002	21.3	n/a	0

Yds./Att.	TD	TD%	Int.	Int%	LG	Rating
5.48	8	3.6	18	8.1	45	39.2
6.81	5	9.8	7	12.3	64	53.7
2.80	0	0.0	1	20.0	18	8.3
10.33	0	0.0	0	0.0	31	72.9
2.43	0	0.0	2	28.6	17	0.0
5.46	13	4.4	28	9.6	64	35.9
6.73	14	4.6	24	7.8	n/a	52.2

COACH: ADAM WALSH

1946 (6-4-1) 2ND, WESTERN CONF.



DATE	W/L	Score	Opponent	Attend.
9/29	L	14-25	PHILADELPHIA	(30,500)
10/6	W	21-17	@ Green Bay	(27,049)
10/13	T	28-28	@ Chicago Bears	(44,211)
10/20	W	35-14	DETROIT	(27,928)
10/27	L	10-34	@ Chicago Cardinals	(38,180)
11/3	W	41-20	@ Detroit	(34,447)
11/10	L	21-27	CHICAGO BEARS	(68,831)
11/17	W	17-14	CHICAGO CARDINALS	(38,271)
11/24	L	21-40	@ Boston	(23,689)
12/5	W	31-21	@ New York Giants	(47,366)
12/8	W	38-17	GREEN BAY	(46,838)

	RAMS	OPP.
First Downs	214	170
Rushing	102	76
Passing	91	75
Penalty	21	19
Total Yards	3793	3525
Avg./Game	344.8	320.0
Total Plays	786	729
Avg./Play	4.8	4.8
Net Yards Rushing	1683	1325
Avg./Game	153.0	210.4
Total Rushes	404	402
Gross Yards Passing	2080	2154
Avg./Game	189.1	195.8
Att-Comp-Int	326-153-24	265-112-23
Comp. %	46.5	42.3
Punts/Avg.	45-44.4	51-40.4
Penalties/Yards	80-764	89-702
Fumbles/ Ball Lost	31-20	35-15
Touchdowns	37	35
Rushing	14	13
Passing	19	21
Returns	4	1

Scoring	TD	Ru	Pa	Rt	PAT	FG	S	Pts
Waterfield	1	1	0	0	37-37	6-9	0	61
Benton	6	0	6	0	0-0	0-0	0	36
Gehrke	5	3	2	0	0-0	0-0	0	30
Harmon	5	2	2	1	0-0	0-0	0	30
Hickey	3	0	3	0	0-0	0-0	0	18
Holovak	3	3	0	0	0-0	0-0	0	18
Hoffman	3	3	0	0	0-0	0-0	0	18
Shaw	3	0	2	1	0-0	0-0	0	18
Pritko	2	0	2	0	0-0	0-0	0	12
Banta	1	0	1	0	0-0	0-0	0	6
Farmer	1	1	0	0	0-0	0-0	0	6
Washington	1	1	0	0	0-0	0-0	0	6
Levy	1	0	0	1	0-0	0-0	0	6
West	1	0	0	1	0-0	0-0	0	6
Wilson	1	0	1	0	0-0	0-0	0	6
Rams	37	14	19	4	37-37	6-9	0	277
Opponents	35	13	21	1	30-n/a	5-n/a	1	257

Rushing	No.	Yds.	Avg.	LG	TD
Gehrke	71	371	5.2	53	3
Harmon	47	236	5.0	84	2
West	40	226	5.7	72	0
Holovak	55	211	3.8	22	3
Banta	44	209	4.7	25	0
Hoffman	42	162	3.8	19	3
Wilson	19	120	6.3	35	0
Washington	23	114	5.0	19	1
Farmer	28	90	3.2	17	1
Sucic	7	18	2.7	9	0
Ruthstrom	2	-4	-2.0	1	0
Hardy	10	-10	-1.0	6	0
Waterfield	16	-60	-3.8	6	1
Rams	404	1683	4.1	84	14
Opponents	402	1325	3.3	n/a	13

Receiving	No.	Yds.	Avg.	LG	TD
Benton	63	981	15.5	57	6
Pritko	18	185	10.3	29	2
Gehrke	11	83	7.6	21	2
Harmon	10	199	19.9	45	2
Hickey	8	213	26.6	60	3
Hamilton	8	92	11.4	16	0
Banta	8	81	10.1	32	1
Washington	6	83	13.8	20	0
Farmer	6	17	2.8	13	0
Shaw	4	63	15.7	28	2
Strode	4	37	9.2	19	0
Wilson	3	30	10.0	15	1
Holovak	2	6	3.0	8	0
Ruthstrom	1	9	9.0	9	0
Sucic	1	1	1.0	1	0
Rams	153	2080	13.6	60	19
Opponents	112	2154	19.2	n/a	21

Interceptions	No.	Yds.	Avg.	LG	TD
Waterfield	5	72	14.4	28	0
Matheson	4	11	2.8	7	0
Harmon	3	97	32.3	85	1
Gehrke	3	63	21.0	41	0
Banta	2	44	22.0	39	0
Wilson	1	32	32.0	32	0
Harding	1	14	14.0	14	0
Hardy	1	8	8.0	8	0
Fawcett	1	5	5.0	5	0
Naumetz	1	1	1.0	1	0
Lear	1	0	0.0	0	0
Rams	23	376	16.3	85	1
Opponents	24	386	16.1	n/a	0

Punting	No.	Yds.	Avg.	LG	Blk.
Waterfield	39	1743	44.6	65	0
Hardy	5	209	41.8	47	0
Banta	1	44	44.0	44	0
Rams	45	1996	44.4	65	0
Opponents	51	2060	40.4	n/a	n/a

Punt Returns	No.	Yds.	Avg.	LG	TD
Gehrke	8	59	7.3	20	0
Wilson	5	99	19.8	70	0
Harmon	5	57	11.4	21	0
Farmer	4	40	10.0	13	0
Banta	2	26	13.0	24	0
Waterfield	1	12	12.0	12	0
Ruthstrom	1	2	2.0	2	0
Rams	26	295	11.3	70	0
Opponents	27	350	12.9	n/a	0

Kickoff Returns	No.	Yds.	Avg.	LG	TD
Gehrke	8	186	23.2	28	0
Wilson	6	145	24.1	68	0
Banta	8	142	17.7	33	0
Harmon	6	134	22.3	31	0
Farmer	4	129	32.2	92	0
West	4	49	12.3	19	0
Washington	2	39	19.5	24	0
Shaw	1	52	52.0	52	1
Sucic	1	20	20.0	20	0
Holovak	1	18	18.0	18	0
Hickey	1	14	14.0	14	0
Strode	1	6	6.0	6	0
Rams	43	887	20.6	92	1
Opponents	52	1301	25.0	n/a	1

Passing	Att.	Comp.	Yds.	Pct.	Yds./Att.	TD	TD%	Int.	Int%	LG	Rating
Waterfield	251	127	1747	50.5	6.96	18	7.2	17	6.8	57	68.9
Hardy	64	24	285	37.5	4.45	2	3.1	7	10.9	60	22.7
Gehrke	1	1	29	100.0	29.00	0	0.0	0	0.0	29	118.8
Washington	8	1	19	12.5	2.38	0	0.0	0	0.0	19	39.6
Farmer	2	0	0	0.0	0.00	0	0.0	0	0.0	0	39.6
Rams	326	153	2080	46.9	6.38	20	6.1	24	7.4	60	57.6
Opponents	265	112	2154	42.3	8.13	21	7.9	23	8.7	n/a	61.4

COACH: ADAM WALSH

1945 (9-1) 1ST, WESTERN DIVISON



DATE	W/L	Score.....	Opponent	Attend.
9/30	W	21-0	CHICAGO CARDINALS	(10,872)
10/7	W	17-0	CHICAGO BEARS	(19,580)
10/14	W	27-14	@ Green Bay	(24,607)
10/21	W	41-21	@ Chicago Bears	(28,273)
10/28	L	14-28	@ Philadelphia	(38,149)
11/4	W	21-17	@ New York	(46,219)
11/11	W	20-7	GREEN BAY	(28,686)
11/18	W	35-21	@ Chicago Cardinals	(18,000)
11/22	W	38-21	@ Detroit	(40,017)
12/2	W	20-7	BOSTON	(18,470)
12/16*	W	15-14	WASHINGTON	(32,178)

* NFL Championship

	RAMS	OPP.
First Downs	137	129
Rushing	68	67
Passing	60	51
Penalty	9	11
Total Yards	3546	2520
Avg./Game	354.6	252.0
Total Plays	621	658
Avg./Play	5.7	3.8
Net Yards Rushing	1714	1026
Avg./Game	171.4	102.6
Total Rushes	372	349
Gross Yards Passing	1767	1463
Avg./Game	176.7	146.3
Att-Comp-Int	199-99-20	253-99-28
Comp. %	49.7	39.1
Punts/Avg.	47-40.1	52-36.4
Penalties/Yards	67-593	43-391
Fumbles/ Ball Lost	34-18	31-15
Touchdowns	35	19
Rushing	19	10
Passing	16	9
Returns	0	0

Scoring	TD	Ru	Pa	Rt	PAT	FG	S	Pts
Waterfield	5	5	0	0	31-35	1-3	0	64
Benton	8	0	8	0	0-0	0-0	0	48
Gehrke	8	7	1	0	0-0	0-0	0	48
Colella	4	2	2	0	0-0	0-0	0	24
Greenwood	4	4	0	0	0-0	0-0	0	24
Pritko	4	0	4	0	0-0	0-0	0	24
Gillette	1	1	0	0	0-0	0-0	0	6
H. Jones	1	0	1	0	0-0	0-0	0	6
Rams	35	19	16	0	31-35	1-3	0	224
Opponents	19	10	9	0	19-19	1-4	0	136

Rushing	No.	Yds.	Avg.	LG	TD
Gehrke	74	467	6.3	72t	7
Gillette	63	390	6.1	52	1
Greenwood	101	376	3.7	35	4
Colella	46	224	4.8	30	2
Koch	12	101	8.4	32	0
Ruthstrom	10	74	7.4	34	0
West	19	45	2.3	9	0
Waterfield	18	18	1.0	16t	5
H. Jones	8	15	1.8	5	0
Zirinsky	3	3	1.0	2	0
Worden	4	3	0.8	7	0
Jacobs	2	0	0.0	0	0
Reisz	12	-2	-0.1	16	0
Rams	372	1714	4.6	72t	19
Opponents	349	1026	2.9	n/a	10

Receiving	No.	Yds.	Avg.	LG	TD
Benton	45	1067	23.7	84t	8
Pritko	19	255	13.4	35	4
Gehrke	8	90	11.2	23	1
Colella	7	64	9.1	20	2
Gillette	6	48	8.0	15	0
Hickey	4	76	19.0	33	0
Hamilton	4	50	12.5	14	0
Greenwood	3	72	24.0	42	0
H. Jones	2	36	18.0	44t	1
Reisz	1	11	11.0	11	0
West	1	-2	-2.0	-2	0
Rams	99	1767	17.8	84t	16
Opponents	99	1463	14.8	n/a	9

Interceptions	No.	Yds.	Avg.	LG	TD
Waterfield	6	92	15.3	29	0
Scarry	4	32	8.0	18	0
Gehrke	4	16	4.0	14	0
Gillette	4	8	2.0	4	0
H. Jones	2	73	36.5	53	0
Reisz	2	55	27.5	55	0
Matheson	2	49	24.5	45	0
Ruthstrom	1	46	46.0	46	0
Harding	1	16	16.0	16	0
Liles	1	6	6.0	6	0
Winkler	1	5	5.0	5	0
Rams	28	398	14.2	55	0
Opponents	20	353	17.7	n/a	0

Punting	No.	Yds.	Avg.	LG	Blk.
Waterfield	39	1601	40.7	68	1
Reisz	7	241	34.4	51	0
Jacobs	1	43	43.0	43	0
Rams	47	1885	40.1	68	1
Opponents	52	1893	36.4	n/a	n/a

Punt Returns	No.	Yds.	Avg.	LG	TD
Gehrke	8	120	15.0	49	0
Reisz	8	78	9.7	15	0
Gillette	7	53	7.5	20	0
Ruthstrom	3	47	15.7	23	0
Waterfield	2	34	17.0	18	0
Colella	1	10	10.0	10	0
Jacobs	1	6	6.0	6	0
Matheson	1	5	5.0	5	0
Rams	31	353	11.3	49	0
Opponents	28	333	11.9	n/a	0

Kickoff Returns	No.	Yds.	Avg.	LG	TD
Gehrke	9	173	19.2	30	0
Greenwood	5	106	21.2	30	0
Gillette	4	66	16.5	20	0
Colella	3	79	29.7	30	0
Benton	3	16	5.3	10	0
Koch	1	7	7.0	7	0
Shaw	1	1	1.0	1	0
Rams	26	438	16.8	30	0
Opponents	45	923	20.5	n/a	0

Passing.....	Att.	Comp.	Yds.	Pct.	Yds./Att.	TD	TD%	Int.	Int%	LG	Rating
Waterfield	171	88	1609	51.4	9.41	14	8.2	16	9.4	84t	72.5
Reisz	21	8	146	38.0	6.95	1	4.8	3	14.3	44t	39.1
Jacobs	5	3	12	60.0	2.40	0	0.0	0	0.0	11	64.6
Colella	1	0	0	0.0	0.00	0	0.0	0	0.0	0	39.6
Nemeth	1	0	0	0.0	0.00	0	0.0	0	0.0	0	39.6
Rams	199	99	1767	49.7	8.88	16	8.0	20	10.1	84t	67.8
Opponents	253	99	1463	39.1	5.78	9	3.6	28	11.1	n/a	31.1

COACH ALDO (BUFF) DONELLI

1944 (4-6) 4TH, WESTERN DIVISION



DATE	W/L	Score	Opponent	Attend.
9/24	W	30-28	@ Card.-Pitt. (Pitt.)	(20,698)
10/8	W	19-7	CHICAGO BEARS	(15,750)
10/15	W	20-17	@ Detroit	(21,115)
10/22	L	21-30	@ Green Bay	(18,780)
10/29	L	21-28	@ Chicago Bears	(23,644)
11/5	L	10-14	@ Washington	(35,540)
11/12	L	7-42	GREEN BAY	(17,166)
11/19	W	33-6	@ Card.-Pitt. (Chi.)	(2,910)
11/26	L	14-26	DETROIT	(7,462)
12/10	L	13-26	@ Philadelphia	(24,123)

	RAMS	OPP.
First Downs	104	116
Rushing	51	69
Passing	43	41
Penalty	10	6
Total Yards	2388	2887
Avg./Game	238.8	288.7
Total Plays	630	641
Avg./Play	3.8	4.5
Net Yards Rushing	1141	1412
Avg./Game	114.1	141.2
Total Rushes	358	387
Gross Yards Passing	1261	1434
Avg./Game	126.1	143.4
Att-Comp-Int	208-85-26	206-87-27
Comp. %	40.9	42.3
Punts/Avg.	57-38.7	55-38.5
Penalties/Yards	64-441	77-627
Fumbles/ Ball Lost	28-15	27-10
Touchdowns	26	32
Rushing	13	16
Passing	13	16
Returns	0	0

Scoring	TD	Ru	Pa	Rt	PAT	FG	S	Pts
Zontini	4	3	1	0	14-16	3-6	0	47
Benton	7	1	6	0	0-0	0-0	0	42
Colella	3	2	1	0	0-0	1-1	0	21
Pritko	3	0	3	0	0-0	0-0	0	18
Gillette	2	2	0	0	0-0	0-0	0	12
Reisz	2	2	0	0	0-0	0-0	0	12
West	1	1	0	0	6-8	0-0	0	12
Hamilton	1	0	1	0	0-0	0-0	0	6
H. Jones	1	1	0	0	0-0	0-0	0	6
Kabealo	1	1	0	0	0-0	0-0	0	6
Petchel	1	0	1	0	0-0	0-0	0	6
Rams	26	13	13	0	20-26	4-7	0	188
Opponents	32	16	16	0	27-32	1-3	0	224

Rushing	No.	Yds.	Avg.	LG	TD
West	66	220	3.3	31	0
Colella	53	208	4.0	75	2
Kabealo	47	152	3.2	11	1
Reisz	69	134	1.9	46	2
H. Jones	38	133	3.5	36	1
Gillette	26	131	5.0	58	2
Zontini	33	105	3.1	16	3
Huggins	12	41	3.5	15	0
Petchel	5	11	2.2	6	0
Bernard	1	6	6.0	6	0
Skoozen	1	0	0.0	0	0
Karrs	7	0	0.0	3	0
Rams	358	1141	3.2	75	13
Opponents	387	1412	3.6	n/a	16

Receiving	No.	Yds.	Avg.	LG	TD
Benton	39	505	12.9	36	6
Pritko	18	296	16.4	53	3
West	9	64	7.1	18	0
H. Jones	6	59	9.8	19	0
Hamilton	3	113	37.6	70	1
Zontini	3	88	29.3	53	1
Colella	2	64	32.0	54	1
Kabealo	2	20	10.0	12	0
Petchel	1	43	43.0	43	1
Fawcett	1	9	9.0	9	0
Huggins	1	0	0.0	0	0
Rams	85	1261	14.8	70	13
Opponents	87	1434	16.5	n/a	16

Interceptions	No.	Yds.	Avg.	LG	TD
Colella	4	53	13.3	19	0
Reisz	3	72	24.0	25	0
H. Jones	3	71	23.6	32	0
Gillette	3	29	9.6	15	0
Matheson	3	12	4.0	6	0
Zontini	2	14	7.0	10	0
Kabealo	2	9	4.5	9	0
West	2	5	2.5	3	0
Petchel	1	25	25.0	25	0
Rieth	1	12	12.0	12	0
Scarry	1	5	5.0	5	0
Pritko	1	3	3.0	3	0
Corbo	1	0	0.0	3	0
Rams	27	310	11.5	32	0
Opponents	26	289	11.1	n/a	0

Punting	No.	Yds.	Avg.	LG	Blk.
Reisz	24	960	40.0	66	0
Colella	33	1236	37.8	63	0
Rams	57	2206	38.4	66	0
Opponents	55	1969	35.8	n/a	n/a

Punt Returns	No.	Yds.	Avg.	LG	TD
Kabealo	7	64	9.1	16	0
H. Jones	6	66	11.0	18	0
Reisz	5	68	13.6	21	0
Colella	4	65	16.5	29	0
Zontini	4	47	11.7	14	0
Gillette	1	16	16.0	16	0
West	1	0	0.0	0	0
Rams	28	326	11.6	29	0
Opponents	24	291	12.1	n/a	0

Kickoff Returns	No.	Yds.	Avg.	LG	TD
Reisz	12	285	23.7	44	0
Colella	10	241	24.1	41	0
Kabealo	4	126	31.5	51	0
Gillette	4	115	28.8	38	0
Zontini	3	66	22.0	34	0
Benton	2	4	2.0	3	0
Fawcett	2	2	1.0	2	0
H. Jones	1	33	33.0	33	0
Olson	1	19	19.0	19	0
Petchel	1	17	17.0	17	0
West	1	15	15.0	15	0
UNKNOWN	2	41	21.0	n/a	0
Rams	43	965	22.4	51	0
Opponents	36	871	24.2	n/a	0

Passing	Att.	Comp.	Yds.	Pct.	Yds./Att.	TD	TD%	Int.	Int%	LG	Rating
Reisz	113	49	777	43.4	6.88	8	7.1	10	8.8	70	53.6
Colella	76	27	336	35.5	4.42	4	5.3	10	13.2	25	28.1
Karrs	10	4	49	40.0	4.90	0	0.0	4	40.0	23	16.3
Zontini	2	2	18	100.0	9.00	0	0.0	0	0.0	0	104.2
Kabealo	1	1	54	100.0	54.00	1	100.0	0	0.0	0	158.3
Bernard	4	0	0	0.0	0.00	0	0.0	2	50.0	0	0.0
Rams	208	85	1261	40.9	6.06	13	6.3	26	12.5	70	42.6
Opponents	206	87	1434	42.3	6.96	16	7.8	27	13.1	n/a	52.6

COACH: EARL (DUTCH) CLARK

1942 (5-6) 3RD, WESTERN DIVISION



DATE	W/L	Score	Opponent.....	Attend.
9/13	L	0-7	Chicago Cards (Buffalo).....	(18,698)
9/20	W	24-14	PHILADELPHIA.....	(6,434)
9/27	W	14-0	@ Detroit.....	(14,646)
10/4	L	7-21	CHICAGO BEARS.....	(17,161)
10/11	L	14-33	@ Washington.....	(6,329)
10/18	L	28-45	@ Green Bay.....	(16,473)
10/25	W	7-3	CHICAGO CARDINALS.....	(33,250)
11/1	W	17-0	@ Brooklyn.....	(12,000)
11/8	L	12-30	GREEN BAY.....	(7,896)
11/15	W	27-7	DETROIT.....	(4,029)
11/29	L	0-47	@ Chicago Bears.....	(13,195)

	RAMS	OPP.
First Downs	103	165
Rushing	36	92
Passing	60	60
Penalty	7	13
Total Yards	2413	3544
Avg./Game	219.4	322.2
Total Plays	646	790
Avg./Play	3.7	4.5
Net Yards Rushing	875	1744
Avg./Game	79.5	158.5
Total Rushes	310	463
Gross Yards Passing	1537	1745
Avg./Game	139.7	158.6
Att-Comp-Int	249-109-27	262-125-23
Comp. %	42.1	47.7
Punts/Avg.	77-40.3	56-40.6
Penalties/Yards	45-315	46-387
Fumbles/ Ball Lost	20-8	21-11
Touchdowns	20	28
Rushing	5	11
Passing	13	17
Returns	2	0

Scoring	TD	Ru	Pa	Rt	PAT	FG	S	Pts
Magnani	5	1	4	0	0-0	0-0	0	30
Adams	0	0	0	0	14-15	3-6	0	23
Hightower	3	0	3	0	0-0	0-0	0	18
Lazetich	2	1	1	0	0-0	0-0	0	12
Platukis	2	0	1	1	0-0	0-0	0	12
G. Smith	2	2	0	0	0-0	0-0	0	12
Wilson	2	0	1	1	0-0	0-0	0	12
Benton	1	0	1	0	0-0	0-0	0	6
Boone	1	0	1	0	0-0	0-0	0	6
Hall	1	1	0	0	0-0	0-0	0	6
Janiak	1	0	1	0	0-0	0-0	0	6
Clay	0	0	0	0	4-4	0-0	0	4
Pasqua	0	0	0	0	1-1	0-0	0	1
Rams	20	5	13	2	19-20	3-6	1	150
Opponents	28	11	17	0	n/a	n/a	1	207

Passing	Att.	Comp.	Yds.	Pct.	Yds./Att.	TD	TD%	Int.	Int%	LG	Rating
Hall	140	62	815	44.3	5.82	7	5.0	19	13.6	59	40.3
Jacobs	93	43	640	46.2	6.88	6	6.5	6	6.5	67	63.9
G. Smith	12	2	19	16.7	1.58	0	0.0	1	4.9	19	4.9
Janiak	1	1	11	100.0	11.00	0	0.0	0	0.0	11	112.5
C. Davis	2	1	22	50.0	11.00	0	0.0	1	50.0	22	50.0
Magnani	1	0	0	0.0	0.00	0	0.0	0	0.0	0	39.6
Rams	249	109	1537	42.1	6.17	13	5.2	27	10.8	67	42.1
Opponents	262	125	1745	47.7	6.66	17	6.5	23	8.8	n/a	54.6

Rushing	No.	Yds.	Avg.	LG	TD
Magnani	59	344	5.8	71	1
G. Smith	83	332	4.0	50	2
Janiak	34	108	3.2	20	0
Jacobs	32	91	2.8	13	0
Morris	22	65	2.9	28	0
C. Davis	28	55	1.9	12	0
Lazetich	3	19	6.3	18	1
Elston	1	15	15.0	15	0
Boone	3	-1	-0.3	3	0
Petchel	1	-2	-2.0	0	0
Hall	41	-3	-0.7	17	1
Rams	310	875	2.8	71	6
Opponents	463	1744	3.8	n/a	11

Receiving	No.	Yds.	Avg.	LG	TD
Magnani	24	276	11.5	67	4
Benton	23	345	15.0	45	1
Hightower	19	317	16.7	59	3
Wilson	6	113	18.8	45	1
Gibson	6	79	13.2	19	0
Lazetich	6	65	10.8	49	1
Janiak	6	51	8.6	19	1
Platukas	5	64	12.5	22	1
Elston	4	58	14.5	18	0
G. Smith	3	66	22.0	33	0
Boone	2	58	29.0	43	1
C. Davis	2	18	9.0	14	0
Plunkett	2	16	8.0	18	0
Petchel	1	16	16.0	16	0
Rams	109	1537	14.1	67	13
Opponents	125	1745	14.0	n/a	17

Interceptions	No.	Yds.	Avg.	LG	TD
Jacobs	4	22	5.5	22	0
G. Smith	4	20	5.0	12	0
Hall	3	60	20.0	25	0
Conkright	2	10	5.0	9	0
Morris	2	7	3.5	4	0
Rockwell	1	58	58.0	58	0
Stuart	1	25	25.0	25	0
Brahm	1	15	15.0	15	0
Matheson	1	13	13.0	13	0
Platukas	1	12	12.0	12	0
Thorpe	1	5	5.0	5	0
Boone	1	4	4.0	4	0
C. Davis	1	3	3.0	3	0
Rams	23	255	11.1	58	0
Opponents	27	310	11.5	n/a	0

Punting	No.	Yds.	Avg.	LG
Jacobs	33	1396	42.3	66
Hall	36	1397	38.8	67
C. Davis	7	275	39.3	49
Pritchard	1	35	35.0	35
Rams	77	3103	40.3	67
Opponents	56	2274	40.6	n/a

Punt Returns	No.	Yds.	Avg.	LG	TD
Hall	12	148	12.3	32	0
Jacobs	8	63	7.9	16	0
G. Smith	6	62	10.3	21	0
Magnani	2	27	13.5	25	0
Boone	1	5	5.0	5	0
Morris	1	2	2.0	2	0
Rams	30	307	10.2	32	0
Opponents	40	524	13.1	n/a	0

Kickoff Returns	No.	Yds.	Avg.	LG	TD
Magnani	11	250	22.7	37	0
Hall	10	155	15.5	22	0
G. Smith	6	109	18.1	25	0
Jacobs	4	83	20.7	25	0
Elston	2	46	23.0	24	0
Petchel	2	26	13.0	14	0
Lazetich	1	27	27.0	27	0
Pritchard	1	24	24.0	24	0
Morris	1	15	15.0	15	0
Plunkett	1	4	4.0	4	0
Rams	39	739	18.9	37	0
Opponents	27	545	20.2	n/a	0

COACH: EARL (DUTCH) CLARK

1941(2-9) 5TH, WESTERN DIVISION



DATE	W/L	Score	Opponent.....	Attend.
9/7	W	17-14	Pittsburgh (Akron).....	(23,720)
9/16	W	10-6	@ Chicago Cardinals.....	(15,000)
9/21	L	7-24	@ Green Bay.....	(20,000)
10/5	L	21-48	CHICAGO BEARS.....	(23,850)
10/12	L	7-17	@ Detroit.....	(26,841)
10/19	L	14-17	GREEN BAY.....	(13,086)
10/26	L	13-17	@ Washington.....	(32,820)
11/2	L	0-14	DETROIT.....	(10,554)
11/9	L	13-31	@ Chicago Bears.....	(18,102)
11/16	L	14-49	@ New York.....	(32,740)
11/23	L	0-7	CHICAGO CARDINALS.....	(5,000)

	RAMS	OPP.
First Downs	121	138
Rushing	68	82
Passing	44	44
Penalty	9	12
Total Yards	2286	2978
Avg./Game	207.8	270.7
Total Plays	711	710
Avg./Play	3.2	4.2
Net Yards Rushing	951	1553
Avg./Game	86.5	141.2
Total Rushes	343	436
Gross Yards Passing	1352	1425
Avg./Game	122.9	129.5
Att-Comp-Int	285-123-35	206-90-15
Comp. %	43.2	43.7
Punts/Avg.	79-40.4	68-40.1
Penalties/Yards	29-265	49-419
Fumbles/ Ball Lost	25-8	n/a
Touchdowns	16	34
Rushing	5	15
Passing	10	14
Returns	1	5

Scoring	TD	Ru	Pa	Rt	PAT	FG	S	Pts
Hickey	4	0	4	0	0-0	0-0	0	24
Drake	3	2	1	0	0-0	0-0	0	18
Adams	0	0	0	0	13-14	1-2	0	16
Hall	2	2	0	0	0-0	0-0	0	12
Magnani	2	1	1	0	0-0	0-0	0	12
McDonough	2	0	2	0	0-0	0-0	0	12
Dunstan	1	0	0	1	0-0	0-0	0	6
Patt	1	0	1	0	0-0	0-0	0	6
Wilson	1	0	1	0	0-0	0-0	0	6
Clay	0	0	0	0	1-1	1-2	0	4
Rams	16	5	10	2	14-16	2-4	0	116
Opponents	34	15	14	5	29-34	6-15	0	244

Rushing	No.	Yds.	Avg.	LG	TD
Drake	101	246	2.4	15	2
Hall	57	232	4.0	60	2
Magnani	24	137	5.8	29	1
Slovak	46	132	2.9	14	0
C. Davis	31	110	3.5	18	0
Morris	24	69	2.9	20	0
Smith	11	22	2.0	12	0
Janiak	14	20	1.4	12	0
Patt	5	16	3.2	11	0
Hickey	7	7	1.0	7	0
Galloovich	1	1	1.0	1	0
Mucha	1	0	0.0	0	0
Goodnight	21	-8	-0.3	7	0
Rams	343	951	2.8	60	5
Opponents	436	1553	3.6	n/a	15

Receiving	No.	Yds.	Avg.	LG	TD
Hickey	21	294	14.0	39	4
Patt	17	163	9.6	25	1
Drake	16	211	13.2	48	1
McDonough	14	198	14.1	26	2
Magnani	14	189	13.5	61	1
C. Davis	13	64	4.9	12	0
Morris	9	17	1.9	6	0
Wilson	5	115	23.0	57	1
Seabright	5	44	8.8	14	0
Prochaska	4	29	7.3	11	0
Janiak	2	5	2.5	3	0
S. Anderson	2	20	10.0	12	0
Hanneman	1	11	11.0	11	0
Mucha	1	3	3.0	3	0
Rams	124	1360	11.0	61	10
Opponents	90	1425	15.8	n/a	14

Interceptions	No.	Yds.	Avg.	LG	TD
Drake	2	66	33.0	54	0
Goodnight	2	13	6.5	11	0
Magnani	2	6	3.0	4	0
Hall	2	0	0.0	0	0
Janiak	1	19	19.0	19	0
G. Smith	1	16	16.0	16	0
Rockwell	1	9	9.0	9	0
Haman	1	6	6.0	6	0
Thorpe	1	5	5.0	5	0
Matheson	1	1	1.0	1	0
Conkright	1	0	0.0	0	0
Rams	15	141	9.4	54	0
Opponents	35	409	11.7	n/a	3

Punting	No.	Yds.	Avg.	LG
Hall	49	1965	40.1	67
Goodnight	16	637	39.8	74
Mucha	11	488	44.4	52
C. Davis	2	75	37.5	38
G. Smith	1	23	23.0	23
Rams	79	3192	40.4	74
Opponents	68	2727	40.1	n/a

Punt Returns	No.	Yds.	Avg.	LG	TD
Hall	13	125	9.6	25	0
Magnani	5	54	10.8	25	0
Morris	5	33	6.6	10	0
Slovak	4	30	7.5	18	0
Goodnight	2	27	13.5	22	0
Dunstan	1	35	35.0	35	1
G. Smith	1	33	33.0	33	0
C. Davis	1	6	6.0	6	0
Rams	32	343	10.7	35	1
Opponents	51	414	8.1	n/a	1

Kickoff Returns	No.	Yds.	Avg.	LG	TD
Rams	41	820	20.2	n/a	0
Opponents	18	484	26.9	n/a	1

Passing	Att.	Comp.	Yds.	Pct.	Yds./Att.	TD	TD%	Int.	Int%	LG	Rating
Hall	190	84	863	44.2	4.54	7	3.7	19	10.0	39	30.5
Slovak	54	27	287	50.0	5.32	2	3.7	9	16.7	48	38.7
Goodnight	36	12	182	33.3	5.06	1	2.8	5	13.9	61	12.0
Drake	2	0	0	0.0	0.00	0	0.0	0	0.0	0	39.6
G. Smith	2	0	0	0.0	0.00	0	0.0	1	50.0	0	0.0
Seabright	1	0	0	0.0	0.00	0	0.0	1	100.0	0	0.0
Rams	285	123	1352	43.2	4.74	10	3.5	35	11.9	61	29.9
Opponents	206	90	1425	43.7	6.92	14	6.8	15	7.3	n/a	59.6

COACH: EARL (DUTCH) CLARK

1940 (4-6-1) 4TH, WESTERN DIVISION



DATE	W/L	Score	Opponent	Attend.
9/22	W	21-13	PHILADELPHIA	(15,941)
9/29	L	0-6	@ Detroit	(15,347)
10/6	L	14-21	CHICAGO BEARS	(18,998)
10/13	L	14-31	@ Green Bay	(16,299)
10/20	W	26-14	CHICAGO CARDINALS	(13,683)
10/27	L	7-17	@ Chicago Cardinals	(10,313)
11/3	W	14-0	DETROIT	(18,881)
11/10	W	13-0	@ New York	(23,614)
11/17	L	14-29	@ Brooklyn	(19,212)
11/24	L	25-47	@ Chicago Bears	(20,717)
12/1	T	13-13	GREEN BAY	(16,249)

	RAMS	OPP.
First Downs	113	n/a
Total Yards	2724	3102
Avg./Game	247.6	282.0
Total Plays	615	n/a
Avg./Play	4.4	n/a
Net Yards Rushing	1142	n/a
Avg./Game	103.8	n/a
Total Rushes	368	n/a
Gross Yards Passing	1582	n/a
Avg./Game	143.8	n/a
Att-Comp-Int	247-109-25	247-99-27
Comp. %	44.1	40.1
Punts/Avg.	77-42.0	n/a
Penalties/Yards	n/a-260	n/a
Fumbles/ Ball Lost	26-14	n/a
Touchdowns	25	n/a
Rushing	11	n/a
Passing	12	n/a
Returns	2	n/a

Scoring	TD	Ru	Pa	Rt	PAT	FG	S	Pts
Drake	9	9	0	0	2-5	0-1	0	56
Spadaccini	3	0	2	1	5-7	0-0	0	23
Benton	3	0	3	0	0-0	0-0	0	18
Cordill	2	0	2	0	0-0	0-0	0	12
Adams	0	0	0	0	7-9	1-5	0	10
Hall	1	1	0	0	0-0	0-0	0	6
Haman	1	0	0	1	0-0	0-0	0	6
Magnani	1	0	1	0	0-0	0-0	0	6
McDonough	1	0	1	0	0-0	0-0	0	6
Patt	1	0	1	0	0-0	0-0	0	6
Rockwell	1	0	1	0	0-0	0-0	0	6
Slovak	1	1	0	0	0-0	0-0	0	6
Wilson	1	0	1	0	0-0	0-0	0	6
Gudauskas	0	0	0	0	1-2	0-0	0	1
Heineman	0	0	0	0	1-2	0-0	0	1
Clay	0	0	0	0	0-0	0-1	0	0
Janiak	0	0	0	0	0-1	0-0	0	0
TEAM	0	0	0	0	0-0	0-0	1	2
Rams	25	11	12	2	16-25	1-7	1	169
Opponents	n/a	n/a	n/a	n/a	n/a	n/a	n/a	191

Passing	Att.	Comp.	Yds.	Pct.	Yds./Att.	TD	TD%	Int.	Int%	Rating
Hall	183	77	1108	42.1	6.05	7	3.83	16	8.7	38.7
Slovak	28	17	234	60.7	8.36	0	0.00	4	14.3	47.9
G. Smith	18	10	150	55.5	8.33	2	11.11	2	11.1	80.6
Heineman	8	3	74	37.5	9.25	1	12.50	1	12.5	71.9
Drake	4	2	16	50.0	4.00	2	50.00	0	0.0	100.0
Gehrke	1	0	0	0.0	0.00	0	0	0	0.0	39.6
Spadaccini	1	0	0	0.0	0.00	0	0	0	0.0	39.6
Gillette	4	0	0	0.0	0.00	0	0	2	50.0	39.6
Rams	247	109	1582	44.1	6.40	12	4.90	25	10.9	42.2
Opponents	247	99	n/a	40.1	n/a	n/a	n/a	25	10.9	n/a

Rushing	No.	Yds.	Avg.	LG	TD
Drake	134	480	3.6	n/a	9
Hall	94	365	3.7	n/a	1
Slovak	53	129	2.4	n/a	1
Cordill	24	73	3.0	n/a	0
Janiak	19	44	2.3	n/a	0
Magnani	7	19	2.7	n/a	0
G. Smith	19	18	0.9	n/a	0
McDonough	2	5	2.5	n/a	0
Rockwell	1	5	5.0	5	0
Dunstan	1	4	4.0	4	0
Rodack	1	4	4.0	4	0
Gillette	1	1	1.0	1	0
Benton	1	0	0.0	0	0
Patt	1	0	0.0	0	0
Heineman	6	-5	-0.8	n/a	0
Rams	368	1142	3.1	n/a	11

Receiving	No.	Yds.	Avg.	LG	TD
Benton	22	351	16.0	n/a	3
Spadaccini	22	276	12.5	n/a	2
Cordill	14	158	11.3	n/a	2
McDonough	12	315	26.3	n/a	1
Magnani	11	119	10.8	n/a	1
Drake	8	81	10.1	n/a	0
Wilson	7	93	13.3	n/a	1
G. Smith	3	65	21.7	n/a	0
Patt	2	52	26.0	n/a	1
Crowder	2	33	16.5	n/a	0
Adams	2	28	14.0	n/a	0
Haman	1	5	5.0	5	0
Rockwell	1	5	5.0	5	1
Janiak	1	3	3.0	3	0
Gehrke	1	-2	-2.0	-2	0
Rams	109	1582	14.5	n/a	11
Opponents	99	n/a	n/a	n/a	n/a

Punting	No.	Yds.	Avg.	LG
Hall	57	2451	43.0	75
G. Smith	11	391	35.5	62
Cordill	5	225	45.0	47
Heineman	2	63	31.5	34
Magnani	1	33	33.0	33
Janiak	1	30	30.0	30
Rams	77	3193	41.5	75

Interceptions	No.	Yds.	Avg.	LG	TD
Haman	5	80	16.0	n/a	1
Spadaccini	3	83	27.7	n/a	1
Magnani	3	59	19.7	n/a	0
G. Smith	3	48	16.0	n/a	0
Rockwell	3	7	2.3	n/a	0
Slovak	2	20	10.0	n/a	0
Gillette	2	0	0.0	n/a	0
Hall	2	0	0.0	n/a	0
Heineman	1	5	5.0	5	0
Cordill	1	2	2.0	2	0
Drake	1	2	2.0	2	0
Conkright	1	0	0.0	0	0
Rams	27	306	11.3	n/a	2
Opponents	25	n/a	n/a	n/a	n/a

COACH: EARL (DUTCH) CLARK

1939 (5-5-1) 4TH, WESTERN DIVISION



DATE	W/L	Score	Opponent	Attend.
9/15	L	21-30	@ Chicago Bears	(10,000)
9/20	L	12-23	@ Brooklyn	(12,423)
10/1	W	27-24	@ Green Bay	(9,888)
10/8	L	21-35	CHICAGO BEARS	(18,209)
10/15	L	7-15	@ Detroit	(30,096)
10/22	W	24-0	@ Chicago Cardinals	(10,000)
10/29	T	14-14	PITTSBURGH	(11,579)
11/5	W	14-0	CHICAGO CARDINALS	(8,378)
11/19	W	14-3	DETROIT	(28,142)
11/26	L	6-7	GREEN BAY	(30,690)
12/3	W	35-13	Philadelphia (Colo. Spr.)	(9,109)

	RAMS	OPP.
First Downs	131	n/a
Total Yards	2683	2785
Avg./Game	243.9	253.1
Total Plays	642	n/a
Avg./Play	4.2	n/a
Net Yards Rushing	1260	n/a
Avg./Game	114.5	n/a
Total Rushes	389	n/a
Gross Yards Passing	1415	n/a
Avg./Game	128.6	n/a
Att-Comp-Int	253-127-21	199-78-23
Comp. %	50.2	39.2
Punts/Avg.	n/a-40.0	n/a
Penalties/Yards	n/a-220	n/a
Fumbles/ Ball Lost	28-n/a	n/a
Touchdowns	28	n/a
Rushing	15	n/a
Passing	12	n/a
Returns	1	n/a

Scoring	TD	Ru	Pa	Rt	PAT	FG	S	Pts
Drake	9	9	0	0	0-0	0-0	0	54
Benton	8	0	7	1	0-0	0-0	0	48
Spadanicci	1	0	1	0	12-16	0-0	0	18
C. Davis	1	1	0	0	4-4	1-2	0	13
Hall	2	2	0	0	0-0	0-0	0	12
G. Smith	2	2	0	0	0-0	0-0	0	12
Dowd	1	0	0	1	0-0	0-0	0	6
Lazetich	1	0	1	0	0-0	0-0	0	6
McDonough	1	0	1	0	0-0	0-0	0	6
Russell	1	0	1	0	0-0	0-0	0	6
Wilson	1	0	1	0	0-0	0-0	0	6
Adams	0	0	0	0	5-5	0-0	0	5
Bostick	0	0	0	0	2-2	0-0	0	2
Moan	0	0	0	0	1-1	0-0	0	1
Rams	28	15	12	1	24-28	1-2	0	195
Opponents	n/a	n/a	n/a	n/a	n/a	n/a	0	164

Passing	Att.	Comp.	Yds.	Pct.	Yds./Att.	TD	TD%	Int.	Int%	Rating
Hall.....	208	106	1227	51.0	5.90	9	4.3	13	6.3	57.5
Slovak.....	27	13	97	48.1	3.59	2	7.4	5	18.5	42.3
Moan	9	3	77	33.3	8.56	1	11.1	2	22.2	63.0
G. Smith	5	4	3	80.0	0.60	0	0.0	0	0.0	79.2
Smilanich	2	1	11	50.0	5.50	0	0.0	0	0.0	66.7
Russell	1	0	0	0.0	0.00	0	0.0	0	0.0	39.6
Rodak	1	0	0	0.0	0.00	0	0.0	1	100.0	0.0
Rams	253	127	1415	50.2	5.59	12	4.7	21	8.3	48.4
Opponents	199	78	n/a	39.2	n/a	n/a	n/a	n/a	n/a	n/a

Rushing	No.	Yds.	Avg.	LG	TD
Hall	120	458	3.8	n/a	2
Drake	118	453	3.8	n/a	9
Slovak	42	135	3.2	n/a	0
G. Smith	58	98	1.7	n/a	2
McRaven	7	29	4.1	n/a	0
Lazetich	6	23	3.8	n/a	0
Russell	9	21	2.3	n/a	0
Patt	6	20	3.3	n/a	0
Benton	7	19	2.7	n/a	0
C. Davis	13	15	1.2	n/a	1
Hitt	1	3	3.0	3	0
Rodak	1	-1	-1.0	-1	0
Smilanich	1	-3	-3.0	-3	0
Moan	2	-15	-7.5	n/a	0
Rams	389	125	3.2	n/a	15

Receiving	No.	Yds.	Avg.	LG	TD
Spadaccini	32	292	9.1	n/a	1
Benton	27	388	14.4	n/a	7
Patt	15	165	11.0	n/a	0
Wilson	8	108	13.5	n/a	1
McDonough	8	73	9.1	n/a	1
Lazetich	8	44	5.5	n/a	1
Russell	5	67	13.4	n/a	1
Drake	5	53	10.6	n/a	0
Rodak	4	54	13.5	n/a	0
Hitt	4	51	12.8	n/a	0
G. Smith	3	57	19.0	n/a	0
C. Davis	3	49	16.3	n/a	0
Barle	2	16	8.0	n/a	0
McRaven	2	14	7.0	n/a	0
Hall	1	-16	-16.0	-16	0
Rams	127	1415	11.1	n/a	12
Opponents	78	n/a	n/a	n/a	n/a

Punting	No.	Yds.	Avg.	LG
Hall	58	2378	41.0	80
C. Davis	10	390	39.0	58
Russell	8	329	41.1	56
Bostick	1	55	55.0	55
Moan	1	30	30.0	30
Slovak	1	15	15.0	15
Rams	79	3197	40.5	80

COACH: HUGO BEZDEK (3), ART LEWIS (8)

1938 (4-7) 4TH, WESTERN DIVISION



DATE	W/L	Score	Opponent	Attend.
9/11	L	17-26	@ Green Bay	(8,247)
9/17	L	6-7	CHICAGO CARDINALS	(7,500)
9/25	L	13-37	@ Washington	(25,000)
10/2	W	21-17	DETROIT	(8,012)
10/9	W	14-7	CHICAGO BEARS	(8,024)
10/23	W	23-21	@ Chicago Bears	(18,705)
10/30	L	7-28	GREEN BAY	(18,483)
11/6	L	0-6	@ Detroit	(30,140)
11/13	L	0-28	@ New York	(25,000)
11/27	L	17-31	@ Chicago Cardinals	(10,000)
12/4	W	13-7	Pittsburgh (New Orleans)	(7,500)

	RAMS	OPP.
First Downs	101	n/a
Total Yards	2253	3020
Avg./Game	204.8	274.5
Total Plays	585	n/a
Avg./Play	3.9	n/a
Net Yards Rushing	798	n/a
Avg./Game	72.5	n/a
Total Rushes	340	n/a
Gross Yards Passing	1363	n/a
Avg./Game	123.9	n/a
Att-Comp-Int	245-88-35	172-77-n/a
Comp. %	35.9	44.8
Punts/Avg.	n/a-44	n/a
Penalties/Yards	n/a-195	n/a
Fumbles/ Ball Lost	23-n/a	n/a
Touchdowns	18	n/a
Rushing	5	n/a
Passing	9	n/a
Returns	4	n/a

Scoring	TD	Ru	Pa	Rt	PAT	FG	S	Pts
Benton	6	0	5	1	0-0	0-0	0	36
Peterson	2	1	1	0	2-2	2-2	0	20
C. Davis	3	3	0	0	1-1	0-0	0	19
Alfonse	2	0	0	2	0-0	0-0	0	12
Snyder	0	0	0	0	7-10	1-2	0	10
Goddard	1	0	1	0	1-1	0-0	0	7
Drake	1	1	0	0	0-0	0-0	0	6
Kovatch	1	0	1	0	0-0	0-0	0	6
Littlefield	1	0	0	1	0-0	0-0	0	6
Pincura	1	0	1	0	0-0	0-0	0	6
Tuckey	0	0	0	0	2-2	0-0	0	2
Zoll	0	0	0	0	1-1	0-0	0	1
B. Davis	0	0	0	0	0-1	0-0	0	0
Rams	18	5	9	4	14-18	3-4	0	131
Opponents	n/a	n/a	n/a	n/a	n/a	n/a	n/a	215

Passing	Att.	Comp.	Yds.	Pct.	Yds./Att.	TD	TD%	Int.	Int%	LG	Rating
Snyder	87	36	631	41.4	7.25	7	8.0	9	10.3	n/a	54.0
Goddard	43	19	238	44.2	5.53	0	0	6	13.9	n/a	22.4
Pincura	33	13	240	39.4	7.27	1	3.0	7	21.2	n/a	35.7
Tuckey	26	7	110	26.9	4.23	1	3.8	2	7.7	n/a	25.5
B. Davis	24	6	49	25.0	2.04	0	0	2	7.7	n/a	44.4
Littlefield	15	1	23	6.7	1.53	0	0	5	33.3	23	0.0
R. Johnson	5	3	45	60.0	9.00	0	0	1	20.0	n/a	50.0
Drake	3	1	8	33.3	2.66	0	0	0	0.0	8	42.4
Alfonse	2	2	19	100.0	9.50	0	0	0	0.0	n/a	106.3
C. Davis	1	0	0	0.0	0.00	0	0	0	0.0	0	39.6
Peterson	6	0	0	0.0	0.00	0	0	2	0.0	0	0.0
Rams	245	88	1363	35.9	5.56	9	3.7	34	13.9	n/a	27.9
Opponents	172	77	n/a	44.8	n/a	n/a	n/a	n/a	n/a	n/a	n/a

Rushing	No.	Yds.	Avg.	LG	TD
C. Davis	71	202	2.8	n/a	3
Drake	74	188	2.5	n/a	1
B. Davis	22	100	4.5	n/a	0
Snyder	44	78	1.8	n/a	0
Peterson	21	70	3.3	n/a	1
Littlefield	19	69	4.3	n/a	0
Spadaccini	9	46	5.1	n/a	0
Tuckey	14	37	2.6	n/a	0
Alfonse	16	16	1.0	n/a	0
Brazell	4	14	3.5	n/a	0
Pincura	2	-6	-3.0	n/a	0
Goddard	40	-16	-0.4	n/a	0
Rams	336	798	2.4	n/a	5

Receiving	No.	Yds.	Avg.	LG	TD
Benton	21	418	19.9	n/a	5
Hamilton	10	187	18.7	n/a	0
Spadaccini	8	101	12.6	n/a	0
Kovatch	8	97	12.1	n/a	1
Brazell	7	100	14.3	n/a	0
Goddard	6	128	21.3	n/a	1
Stephens	6	75	12.5	n/a	0
Pincura	6	72	12.0	n/a	1
Peterson	4	43	10.8	n/a	1
B. Davis	3	31	10.3	n/a	0
Alfonse	2	47	23.5	n/a	0
Drake	2	13	6.5	n/a	0
Snyder	1	16	16.0	16	0
Bucklew	1	14	14.0	14	0
Tuckey	1	10	10.0	10	0
Littlefield	1	9	9.0	9	0
C. Davis	1	2	2.0	2	0
Rams	88	1363	15.5	n/a	9
Opponents	77	n/a	n/a	n/a	n/a

COACH: HUGO BEZDEK

1937 (1-10) 5TH, WESTERN DIVISION



DATE	W/L	Score	Opponent.....	Attend.
9/10	L	0-28	DETROIT	(15,500)
9/17	W	21-3	@ Philadelphia.....	(3,107)
9/26	L	7-9	@ Brooklyn	(12,000)
10/3	L	0-6	CHICAGO CARDINALS..	(10,000)
10/10	L	2-20	CHICAGO BEARS	(5,000)
10/17	L	10-35	GREEN BAY	(12,000)
10/24	L	7-35	@ Green Bay	(8,600)
10/31	L	7-13	@ Chicago Cardinals.....	(9,923)
11/7	L	7-27	@ Detroit.....	(24,800)
11/21	L	7-16	WASHINGTON	(5,000)
11/28	L	7-15	@ Chicago Bears	(4,188)

	RAMS	OPP.
First Downs	88	n/a
Total Yards	1794	2702
Avg./Game	163.1	245.6
Total Plays	569	n/a
Avg./Play	3.2	n/a
Net Yards Rushing	930	n/a
Avg./Game	84.5	n/a
Total Rushes	401	n/a
Net Yards Passing	839	n/a
Avg./Game	76.3	n/a
Att-Comp-Int	168-59-21	155-67-15
Comp. %	35.1	43.2
Punts/Avg.	n/a-36.0	n/a
Penalties/Yards	n/a-228	n/a
Fumbles/ Ball Lost	28-n/a	n/a
Touchdowns	10	n/a
Rushing	6	n/a
Passing	3	n/a
Return	1	n/a

Scoring	TD	Ru	Pa	Rt	PAT	FG	S	Pts
Drake	5	3	2	0	0-0	0-0	0	30
Snyder	1	1	0	0	7-7	1-n/a	0	16
Mattos	1	1	0	0	2-2	0-0	0	8
Goddard	1	1	0	0	1-1	0-0	0	7
Keeble	1	0	1	0	0-0	0-0	0	6
Miller	1	0	0	1	0-0	0-0	0	6
TEAM	0	0	0	0	0-0	0-0	1	2
Rams	10	6	3	1	10-10	1-n/a	0	75
Opponents	n/a	n/a	n/a	0	n/a	n/a	0	207

Passing	Att.	Comp.	Yds.	Pct.	Yds./Att.	TD	TD%	Int.	Int%	LG	Rating
Snyder	66	25	378	37.9	5.73	2	3.0	6	9.1	n/a	29.7
Goddard	18	9	134	50.0	7.44	0	0.0	3	16.7	n/a	35.2
Pincura	27	9	92	33.3	3.41	0	0.0	3	11.1	n/a	4.5
Mattos	22	5	94	22.7	4.27	1	4.5	4	18.2	n/a	20.5
Brumbaugh	2	1	20	50.0	10.0	0	0.0	0	0.0	20	85.4
Alfonse	10	4	48	40.0	4.80	0	0.0	0	0.0	n/a	55.4
Keeble	9	2	25	22.2	2.78	0	0.0	3	33.3	n/a	0.0
Cooper	5	2	21	40.0	4.20	0	0.0	1	20.0	n/a	13.3
Barber	3	1	7	33.3	2.33	0	0.0	0	0.0	7	42.4
O'Neill	2	1	20	50.0	10.00	0	0.0	1	50.0	20	45.8
Drake	1	0	0	0.0	0.00	0	0.0	0	0.0	0	39.6
Gift	3	0	0	0.0	0.00	0	0.0	0	0.0	0	39.6
Rams	129	51	726	39.5	5.63	3	2.3	21	16.3	n/a	26.6
Opponents	155	67	n/a	43.2	n/a	n/a	n/a	n/a	n/a	n/a	n/a

Rushing	No.	Yds.	Avg.	LG	TD
Drake	98	333	3.4	n/a	3
Snyder	82	232	2.8	n/a	1
Goddard	38	97	2.6	n/a	1
Alfonse	33	60	1.8	n/a	0
Cooper	19	45	2.4	n/a	0
Keeble	12	40	3.3	n/a	0
Barber	14	35	2.5	n/a	0
Bettridge	21	35	1.7	n/a	0
R. Johnson	7	28	4.0	n/a	0
Mattos	26	16	0.6	n/a	1
O'Neill	4	12	3.0	n/a	0
Gift	3	7	2.3	n/a	0
Sebastian	6	4	0.7	n/a	0
Brumbaugh	2	1	0.5	n/a	0
Pincura	5	-22	-4.4	n/a	0
Rams	401	930	2.3	n/a	6

Receiving	No.	Yds.	Avg.	LG	TD
Busich	13	136	10.5	n/a	0
Pincura	12	139	11.6	n/a	0
Drake	10	172	17.2	n/a	2
Alfonse	5	113	22.6	n/a	0
Halleck	3	57	19.0	n/a	0
Bucklew	3	51	17.0	n/a	0
Goddard	3	43	14.3	n/a	0
Gift	3	20	6.7	n/a	0
Snyder	3	20	6.7	n/a	0
Keeble	1	42	42.0	42	1
Bettridge	1	17	17.0	17	0
Uzdavinis	1	15	15.0	15	0
Cooper	1	14	14.0	14	0
Rams	59	839	16.8	n/a	3
Opponents	67	n/a	n/a	n/a	n/a

POSTSEASON GAME SUMMARIES

2016 MEDIA GUIDE





NFC DIVISIONAL PLAYOFF GAME

GEORGIA DOME, ATLANTA, GA • SATURDAY, JANUARY 15, 2005

RAMS 7 10 0 0 - 17
Atlanta 14 14 10 9 - 47

ATL -- Crumpler 18-yard pass from Vick (Feely kick)
RAMS -- Curtis 57-yard pass from Bulger (Wilkins kick)
ATL -- Dunn 62-yard run (Feely kick)
ATL -- Dunn 19-yard run (Feely kick)
RAMS -- Holt 28-yard pass from Bulger (Wilkins kick)
ATL -- Rossum 68-yard punt return (Feely kick)
RAMS -- FG Wilkins 55
ATL -- Price 6-yard pass from Vick (Feely kick)
ATL -- FG Feely 38
ATL -- Smith tackles Bulger in end zone for safety
ATL -- Duckett 4-yard run (Feely kick)
PAID ATT -- 70,709

	RAMS	FALCONS
First Downs	19	18
Rushing	5	14
Passing	14	4
Penalty	0	0
Third Down Efficiency	6-10-60%	7-12-58%
Fourth Down Efficiency	0-0-0%	2-2-100%
Total Net Yards	339	397
Total Offensive Plays	57	58
Avg. Gain Per Play	5.9	6.8
Rushes-Yards	18-77	40-327
Avg. Gain Per Rush	4.3	8.2
Net Passing Yards	262	70
Att-Comp-Int	35-23-1	17-13-0
Avg. Gain Per Pass	6.7	3.9
Sacks Allowed-Yards	4-37	1-14
Punts-Avg	4-45.8	2-42.0
Penalties-Yards	4-26	4-32
Fumbles-Lost	1-1	1-1
Time of Possession	24:25	35:35

RAMS STARTERS

WR Torry Holt	LE Bryce Fisher
LT Orlando Pace	NT Ryan Pickett
LG Tom Nütten	DT Damione Lewis
C Andy McCollum	RE Anthony Hargrove
RG Adam Timmerman	WLB Pisa Tinoisamoa
RT Blaine Saipaia	MLB Robert Thomas
TE Cameron Cleeland	SLB Tommy Polley
WR Kevin Curtis	LC Jerametrius Butler
QB Marc Bulger	RC Travis Fisher
TE Brandon Manumaleuna	SS Adam Archuleta
RB Marshall Faulk	FS Antuan Edwards

RAMS SUBSTITUTIONS

P Kevin Stemke, K Jeff Wilkins, CB Kevin Garrett, CB DeJuan Groce, S Rich Coady, RB Aveion Cason, RB Steven Jackson, RB Joey Goodspeed, RB Chris Massey, LB Brandon Chillar, LB Trev Faulk, LB Drew Wahlroos, C Larry Turner, DT Jimmy Kennedy, T Grant Williams, WR Mike Furrey, WR Shaun McDonald, WR Dane Looker, DE Leonard Little, DE Erik Flowers, DT Brian Howard
DNP-QB Jamie Martin, G Darnell Alford
IA-QB Jeff Smoker, QB Chris Chandler, CB Dwight Anderson, RB Arlen Harris, RB Nick Burley, C Matt Lehr, WR Isaac Bruce, DE Tyoka Jackson

	Att	Com	Yds	Tkd/Yd	TD	LG	IN
Rams	35	23	299	4/37	2	57t	1
Marc Bulger							
Falcons	16	12	82	1/14	2	18t	0
Michael Vick							
Warrick Dunn	1	1	2	0/0	0	2	0

	Att	Yds	Avg	LG	TD
Rams	9	32	3.6	15	0
Steven Jackson					
Marshall Faulk	7	30	4.3	7	0
Dane Looker	1	11	11.0	11	0
Marc Bulger	1	4	4.0	4	0
Falcons	17	142	8.4	62t	2
Warrick Dunn					
Michael Vick	8	119	14.9	47	0
T.J. Duckett	15	66	4.4	13	1

	No	Yds	Avg	LG	TD
Rams	7	128	18.3	57t	1
Kevin Curtis					
Shaun McDonald	4	37	9.3	14	0
Marshall Faulk	4	31	7.8	14	0
Dane Looker	3	38	12.7	15	0
Torry Holt	2	42	21.0	28t	1
Steven Jackson	2	5	2.5	8	0
Brandon Manumaleuna	1	18	18.0	18	0
Falcons	3	22	7.3	9	1
Peerless Price					
Alge Crumpler	2	22	11.0	18t	1
Michael Jenkins	2	19	9.5	14	0
Brian Finneran	2	8	4.0	6	0
DeAngelo Hall	1	6	6.0	6	0
Dez White	1	3	3.0	3	0
Michael Vick	1	2	2.0	2	0
Warrick Dunn	1	2	2.0	2	0

	No	Yds	Avg	LG	TD
Rams	None				
Falcons	1	0	0.0	0	0
Jason Webster					

	No	Yds	Avg	LG	TB	IN20	Blk
Rams	4	183	45.8	54	1	0	0
Kevin Stemke							
Falcons	2	84	42.0	47	0	1	0
Chris Mohr							

	No	FC	Yds	Avg	LG	TD
Rams	0	1	0	0.0	0	0
Shaun McDonald						
Falcons	3	0	152	50.7	68t	1
Allen Rossum						

	No	Yds	Avg	LG	TD
Rams	6	122	20.3	25	0
Aveion Cason					
Brandon Manumaleuna	1	0	0.0	0	0
Falcons	4	80	20.0	26	0
Allen Rossum					

SACKS
Rams: Leonard Little 1-14
Falcons: Keith Brooking 1-20, Rod Coleman 1-10, Brady Smith 1-5, Travis Hall 1-2

GAME NOTES

- WR Kevin Curtis had his second consecutive playoff 100-yard receiving game, making him the third player in Rams' history to have at least two straight such games in the playoffs. This also made him the second player in NFL history to have two 100-yard receiving games in the playoffs before having one in the regular season.
- QB Marc Bulger (944) passed Pat Haden (728) for fifth place on the Rams' all-time playoff passing list with his 299 yards in the air.
- RB Marshall Faulk (509) moved past Harold Jackson (505) for fourth place on the Rams' all-time playoff receiving list with 31 receiving yards.



NFC WILDCARD GAME

QWEST FIELD, SEATTLE, WA • SATURDAY, JANUARY 8, 2005

RAMS	7	7	3	10	- 27
Seattle	3	7	3	7	- 20

RAMS -- Holt 15-yard pass from Bulger (Wilkins kick)
 SEA -- FG Brown 47
 RAMS -- Faulk 1-yard run (Wilkins kick)
 SEA -- Engram 19-yard pass from Hasselbeck (Brown kick)
 SEA -- FG Brown 30
 RAMS -- FG Wilkins 38
 SEA -- Jackson 23-yard pass from Hasselbeck (Brown kick)
 RAMS -- FG Wilkins 27
 RAMS -- Cleeland 17-yard pass from Bulger (Wilkins kick)
 PAID ATT -- 65,397

	RAMS	SEAHAWKS
First Downs	22	24
Rushing	3	7
Passing	15	15
Penalty	4	2
Third Down Efficiency	9-14-64%	5-12-42%
Fourth Down Efficiency	0-0-0%	0-2-0%
Total Net Yards	396	413
Total Offensive Plays	64	66
Avg. Gain Per Play	6.2	6.3
Rushes-Yards	27-102	20-81
Avg. Gain Per Rush	3.8	4.1
Net Passing Yards	294	332
Att-Comp-Int	32-18-1	43-27-1
Avg. Gain Per Pass	7.9	
7.2		
Sacks Allowed-Yards	5-19	3-9
Punts-Avg	3-29.0	3-44.3
Penalties-Yards	4-30	9-61
Fumbles-Lost	0-0	2-0
Time of Possession	31:06	28:54

RAMS STARTERS

WR	Torry Holt	LE	Bryce Fisher
LT	Orlando Pace	NT	Ryan Pickett
LG	Tom Nütten	DT	Jimmy Kennedy
C	Andy McCollum	RE	Anthony Hargrove
RG	Adam Timmerman	WLB	Pisa Tinoisamoa
RT	Blaine Saipaia	MLB	Robert Thomas
TE	Brandon Manumaleuna	SLB	Tommy Polley
WR	Isaac Bruce	LC	Jerametrius Butler
QB	Marc Bulger	RC	Travis Fisher
WR	Kevin Curtis	SS	Adam Archuleta
RB	Marshall Faulk	FS	Antuan Edwards

RAMS SUBSTITUTIONS

P Kevin Stemke, K Jeff Wilkins, CB Kevin Garrett, CB DeJuan Groce, S Rich Coady, RB Aveion Cason, RB Steven Jackson, RB Joey Goodspeed, RB Chris Massey, LB Brandon Chillar, LB Trev Faulk, LB Drew Wahlroos, C Larry Turner, T Grant Williams, WR Mike Furrey, WR Shaun McDonald, TE Cameron Cleeland, WR Dane Looker, DE Leonard Little, DT Damione Lewis, DE Erik Flowers, DT Brian Howard

DNP-QB Jamie Martin

IA-QB Jeff Smoker, QB Chris Chandler, CB Dwight Anderson, RB Arlen Harris, RB Nick Burley, C Matt Lehr, G Darnell Alford, DE Tyoka Jackson

	Att	Com	Yds	Tkd/Yd	TD	LG	IN
Rams							
Marc Bulger	32	18	313	5/19	2	52	1
Seahawks	Att	Com	Yds	Tkd/Yd	TD	LG	IN
Matt Hasselbeck	43	27	341	3/9	2	25	1

	Att	Yds	Avg	LG	TD
Rams					
Marshall Faulk	13	55	4.2	13	1
Steven Jackson	10	36	3.6	9	0
Marc Bulger	3	10	3.3	7	0
Isaac Bruce	1	1	1.0	1	0
Seahawks	Att	Yds	Avg	LG	TD
Shaun Alexander	15	40	2.7	9	0
Matt Hasselbeck	2	26	13.0	17	0
Maurice Morris	2	9	4.5	5	0
Mack Strong	1	6	6.0	6	0

	No	Yds	Avg	LG	TD
Rams					
Torry Holt	6	108	18.0	52	1
Kevin Curtis	4	107	26.8	50	0
Isaac Bruce	3	40	13.3	21	0
Marshall Faulk	2	12	6.0	12	0
Shaun McDonald	1	31	31.0	31	0
Cameron Cleeland	1	17	17.0	17t	1
Steven Jackson	1	-2	-2.0	-2	0
Seahawks	No	Yds	Avg	LG	TD
Darrell Jackson	12	128	10.7	23t	1
Itula Mili	6	98	16.3	22	0
Koren Robinson	4	40	10.0	15	0
Bobby Engram	3	34	11.3	19t	1
Shaun Alexander	1	25	25.0	25	0
Jerramy Stevens	1	16	16.0	16	0

	No	Yds	Avg	LG	TD
Rams					
Travis Fisher	1	0	0.0	0	0
Seahawks	No	Yds	Avg	LG	TD
Ken Hamlin	1	0	0.0	0	0

PUNTING							
Rams	No	Yds	Avg	LG	TB	IN20	Blk
Kevin Stemke	3	87	29.0	41	0	1	0
Seahawks	No	Yds	Avg	LG	TB	IN20	Blk
Ken Walter	3	133	44.3	48	0	0	0

	No	FC	Yds	Avg	LG	TD
Rams						
Shaun McDonald	3	0	14	4.7	10	0
Seahawks	No	FC	Yds	Avg	LG	TD
Bobby Engram	1	1	9	9.0	9	0

	No	Yds	Avg	LG	TD
Rams					
Aveion Cason	5	101	20.2	24	0
Seahawks	No	Yds	Avg	LG	TD
Maurice Morris	6	109	18.2	21	0

SACKS
Rams: Jimmy Kennedy 1-6, Robert Thomas 1-2, Damione Lewis 1-1
Seahawks: Chike Okeafor 2-14, Rocky Bernard 1-2, Chad Brown 1-2, Craig Terrill 0.5-0.5, Cedric Woodard 0.5-0.5

GAME NOTES

- St. Louis became the first 8-8 team to win a playoff game in NFL history, duplicated by Minnesota the following day.
- St. Louis became the 11th team in NFL history to sweep three games in one season from a divisional foe.
- WR Torry Holt (588) moved into second place on the Rams' all-time playoff receiving list by passing Hall of Famer Tom Fears (572) with his 108 receiving yards.
- K Jeff Wilkins' two field goals and three PATs helped extend his franchise record for playoff scoring to 72.
- CB Travis Fisher made his first career playoff interception.



NFC Divisional Playoff Game

Edward Jones Dome, St. Louis, MO • Saturday, January 10, 2004

Carolina 0 10 6 76-29
Rams 3 6 3 110-23

Rams - FG Wilkins 20
Rams - FG Wilkins 26
Car - Muhammad fumble recovery in end zone (Kasay kick)
Rams - FG Wilkins 24
Car - FG Kasay 45
Rams - FG Wilkins 51
Car - FG Kasay 52
Car - FG Kasay 34
Car - Hoover 7-yard run (Kasay kick)
Rams - Faulk 1-yard run (Bulger-Looker pass)
Rams - FG Wilkins 33
Car - Smith 69-yard pass from Delhomme
PAID ATT -- 66,165

	PANTHERS	RAMS
First Downs	24	23
Rushing	10	4
Passing	12	17
Penalty	2	2
Third Down Efficiency	9-17-53%	5-13-38%
Fourth Down Efficiency	0-0-0%	1-1-100%
Total Net Yards	485	380
Total Offensive Plays	71	71
Avg. Gain Per Play	6.8	5.4
Rushes-Yards	41-216	23-64
Avg. Gain Per Rush	5.3	2.8
Net Passing Yards	269	316
Att-Comp-Int	27-16-1	46-27-3
Avg. Gain Per Pass	9.0	6.6
Sacks Allowed-Yards	3-21	2-16
Punts-Avg	2-36.5	1-46.0
Penalties-Yards	13-92	5-33
Fumbles-Lost	1-0	0-0
Time of Possession	41:06	34:04

RAMS STARTERS

WR Torrey Holt	LE Leonard Little
LT Orlando Pace	LDT Brian Young
LG Andy McCollum	RDT Ryan Pickett
C Dave Wohlabaugh	RE Grant Wistrom
RG Adam Timmerman	LB Pisa Tinoisamoa
RT Kyle Turley	LB Tommy Polley
TE Brandon Manumaleuna	LC Jerametrius Butler
WR Isaac Bruce	RC Travis Fisher
QB Marc Bulger	SS Adam Archuleta
TE Cameron Cleeland	FS Aeneas Williams
RB Marshall Faulk	S Jason Sehorn

RAMS SUBSTITUTIONS

P Sean Landeta, K Jeff Wilkins, CB Kevin Garrett, S Rich Coady, RB Arlen Harris, RB Joey Goodspeed, LS Chris Massey, LB Justin Smith, LB Robert Thomas, LB Jeremy Loyd, LB Jamie Duncan, T John St. Clair, T Grant Williams, WR Mike Furrey, WR Dane Looker, DT Damione Lewis, DE Bryce Fisher, DE Erik Flowers, DT Tyoka Jackson
DNP-QB Kurt Warner, RB Lamar Gordon, WR Kevin Curtis, WR Shaun McDonald
IA-QB Scott Covington, CB DeJuan Groce, CB Fred Weary, LB Trev Faulk, G David Loverne, G Scott Tercero, G Andy King, DT Jimmy Kennedy

PASSING							
Panthers	Att	Com	Yds	Tkd/Yd	TD	LG	IN
Jake Delhomme	26	16	290	3/21	1	69t	1
Steve Smith	1	0	0	1/4	0	0	0
Rams	Att	Com	Yds	Tkd/Yd	TD	LG	IN
Marc Bulger	46	27	332	2/16	0	28	3

RUSHING					
Panthers	Att	Yds	Avg	LG	TD
DeShaun Foster	21	95	4.5	17	0
Stephen Davis	6	86	14.3	64	0
Nick Goings	6	22	3.7	9	0
Brad Hoover	2	9	4.5	7t	1
Steve Smith	1	7	7.0	7	0
Muhsin Muhammad	1	3	3.0	3	0
Jake Delhomme	4	-6	-1.5	2	0
Rams	Att	Yds	Avg	LG	TD
Marshall Faulk	19	53	2.8	8	1
Marc Bulger	4	11	2.8	7	0

RECEIVING					
Panthers	No	Yds	Avg	LG	TD
Steve Smith	6	163	27.2	69t	1
Muhsin Muhammad	5	70	14.0	24	0
Brad Hoover	2	16	8.0	11	0
Jermaine Wiggins	1	21	21.0	21	0
Nick Goings	1	12	12.0	12	0
DeShaun Foster	1	8	8.0	8	0
Rams	No	Yds	Avg	LG	TD
Marshall Faulk	9	78	8.7	25	0
Isaac Bruce	7	116	16.6	26	0
Mike Furrey	4	30	7.5	10	0
Dane Looker	2	31	15.5	24	0
Torry Holt	2	21	10.5	13	0
Cameron Cleeland	1	28	28.0	28	0
Brandon Manumaleuna	1	19	19.0	19	0
Joey Goodspeed	1	9	9.0	9	0

INTERCEPTIONS					
Panthers	No	Yds	Avg	LG	TD
Deon Grant	1	16	16.0	16	0
Ricky Manning	1	0	0.0	0	0
Mike Minter	1	-1	-1.0	-1	0
Rams	No	Yds	Avg	LG	TD
Tommy Polley	1	37	37.0	37	0

PUNTING							
Panthers	No	Yds	Avg	LG	TB	IN20	Blk
Todd Sauerbrun	2	73	36.5	40	0	0	0
Rams	No	Yds	Avg	LG	TB	IN20	Blk
Sean Landeta	1	46	46.0	46	0	0	0

PUNT RETURNS						
Panthers	No	FC	Yds	Avg	LG	TD
Steve Smith	0	1	0	0.0	0	0
Rams	No	FC	Yds	Avg	LG	TD
Dane Looker	0	1	0	0.0	0	0
Mike Furrey	0	1	0	0.0	0	0

KICKOFF RETURNS					
Panthers	No	Yds	Avg	LG	TD
Rod Smart	5	123	24.6	30	0
Brad Hoover	1	19	19.0	19	0
Rams	No	Yds	Avg	LG	TD
Arlen Harris	5	124	24.8	33	0

SACKS

Panthers: Julius Peppers 1-10, Greg Favors 1-6
Rams: Brian Young 2-10, Tyoka Jackson 1-11

GAME NOTES

- The game was the fifth-longest playoff game in NFL history (75:10).
- The Rams rallied from a 23-12 deficit in the final 6:29 to force overtime. RB Marshall Faulk scored on a 1-yard touchdown run, WR Dane Looker caught a two-point conversion pass, and Wilkins recovered his own onside kick before making a field-goal to send the game to overtime.
- K Jeff Wilkins tied an NFL post season record for made field goals (five) and attempts (six).
- RB Marshall Faulk tied a team playoff record with nine receptions (78 yards).
- WR Isaac Bruce set a team playoff record with his fourth 100-yard game (seven receptions, 116 yards).



17



20

SUPER BOWL XXXVI

LOUISIANA SUPERDOME, NEW ORLEANS, LA • SUNDAY, FEBRUARY 3, 2002

RAMS	3	0	0	14 - 17
New England	0	14	3	3 - 20

RAMS -- FG Wilkins 50
 NE -- Law 47-yard interception return (Vinatieri kick)
 NE -- Patten 8-yard pass from Brady (Vinatieri kick)
 NE -- FG Vinatieri 37
 RAMS -- Warner 2-yard run (Wilkins kick)
 RAMS -- Proehl 26-yard pass from Warner (Wilkins kick)
 NE -- FG Vinatieri 48
 PAID ATT -- 72,922

	RAMS	PATRIOTS
First Downs	26	15
Rushing	7	6
Passing	16	8
Penalty	3	1
Third Down Efficiency	5-13-38%	2-11-18%
Fourth Down Efficiency	0-0-0%	0-0-0%
Total Net Yards	427	267
Total Offensive Plays	69	54
Avg. Gain Per Play	6.2	4.9
Rushes-Yards	22-90	25-133
Avg. Gain Per Rush	4.1	5.3
Net Passing Yards	337	134
Att-Comp-Int	44-28-2	27-16-0
Avg. Gain Per Pass	7.2	
4.6		
Sacks Allowed-Yards	3-28	2-11
Punts-Avg	4-39.8	8-43.1
Penalties-Yards	6-39	5-31
Fumbles-Lost	2-1	0-0
Time of Possession	33:30	26:30

RAMS STARTERS

WR Torrey Holt	LE Chidi Ahanotu
LT Orlando Pace	LDT Brian Young
LG Tom Nütten	RDT Jeff Zgonina
C Andy McCollum	RE Grant Wistrom
RG Adam Timmerman	LLB Don Davis
RT Rod Jones	MLB London Fletcher
TE Ernie Conwell	RLB Tommy Polley
WR Isaac Bruce	LC Aeneas Williams
QB Kurt Warner	RC Dexter McCleon
FB James Hodgins	SS Adam Archuleta
RB Marshall Faulk	FS Kim Herring

RAMS SUBSTITUTIONS

P John Baker, K Jeff Wilkins, CB Jerametrius Butler, RB Trung Canidate, RB Robert Holcombe, S Willie Gary, CB Dre' Bly, S Nick Sorensen, TE Jeff Robinson, T Ryan Tucker, LB Mark Fields, LB O.J. Brigrance, C/G Frank Garcia, G Cameron Spikes, DE Sean Moran, DT Ryan Pickett, WR Az-Zahir Hakim, WR Yo Murphy, TE Brandon Manumaleuna, WR Ricky Proehl, DE Leonard Little, DT Tyoka Jackson

DNP-QB Jamie Martin

IA-QB Marc Bulger, RB Justin Watson, S Rich Coady, LB Brian Allen, LB Dustin Cohen, T John St. Clair, G Kaulana Noa

GAME NOTES

- The Rams made their second Super Bowl appearance in three seasons, and eighth overall NFL Championship appearance.
- K Jeff Wilkins' 50-yard field goal in the first quarter was the third-longest in Super Bowl history.
- The Patriots had a 17-3 lead before St. Louis opened up the fourth quarter by going on a 12-play, 77-yard drive that resulted in a 2-yard touchdown run by Warner to narrow the Rams' deficit at 17-10.
- The Rams got the ball back with 1:51 left in the game and scored three plays later (with 1:37 to go) on a Warner pass to WR Ricky Proehl for a 26-yard touchdown that tied to score at 17-17.
- New England then went on a nine-play, 53-yard drive that took the remainder of the game, culminating in a 48-yard, game-winning field goal by Vinatieri as time expired.

		PASSING						
		Att	Com	Yds	Tkd/Yd	TD	LG	IN
Rams								
Kurt Warner		44	28	365	3/28	1	30	2
Patriots								
Tom Brady		27	16	145	1/7	1	23	0
Kevin Faulk		0	0	0	1/4	0	0	0

		RUSHING				
		Att	Yds	Avg	LG	TD
Rams						
Marshall Faulk		17	76	4.5	15	0
Kurt Warner		3	6	2.0	5	1
Az-Zahir Hakim		1	5	5.0	5	0
James Hodgins		1	3	3.0	3	0
Patriots						
Antowain Smith		18	92	5.1	17	0
David Patten		1	22	22.0	2	0
Kevin Faulk		2	15	7.5	8	0
Marc Edwards		2	5	2.5	3	0
Tom Brady		1	3	3.0	3	0
J.R. Redmond		1	-4	-4.0	-4	0

		RECEIVING				
		No	Yds	Avg	LG	TD
Rams						
Az-Zahir Hakim		5	90	18.0	29	0
Isaac Bruce		5	56	11.2	22	0
Torry Holt		5	49	9.8	18	0
Marshall Faulk		4	54	13.5	22	0
Ricky Proehl		3	71	23.7	30	1
Jeff Robinson		2	18	9.0	12	0
Ernie Conwell		2	8	4.0	9	0
Yo Murphy		1	11	11.0	11	0
James Hodgins		1	8	8.0	8	0
Patriots						
Troy Brown		6	89	14.8	23	0
J.R. Redmond		3	24	8.0	11	0
Jermaine Wiggins		2	14	7.0	8	0
Marc Edwards		2	7	3.5	5	0
David Patten		1	8	8.0	8	1
Antowain Smith		1	4	4.0	4	0
Kevin Faulk		1	-1	-1.0	-1	0

		INTERCEPTIONS				
		No	Yds	Avg	LG	TD
Rams						
None						
Patriots						
Ty Law		1	47	47.0	47	1
Otis Smith		1	30	30.0	30	0

		PUNTING					
		No	Yds	Avg	LG	TB	IN20
Rams							
John Baker		4	159	39.8	49	1	3
Patriots							
Ken Walter		8	345	43.1	53	2	4

		PUNT RETURNS					
		No	FC	Yd	LG	TD	
Rams							
Dre' Bly		3	2	6	2.0	7	0
Patriots							
Troy Brown		1	0	4	4.0	4	0

		KICKOFF RETURNS					
		No	Yds	Avg	LG	TD	
Rams							
Yo Murphy		3	81	27.0	38	0	
Marshall Faulk		1	1	1.0	1	0	
Patriots							
Patrick Pass		8	185	28.3	35	0	
Troy Brown		1	15	15.0	15	0	

SACKS

Rams: Leonard Little 1-7, Grant Wistrom 1-4

Patriots: Willie McGinest 1-16, Richard Seymour 1-7, Bobby Hamilton 1-5



NFC CHAMPIONSHIP GAME

DOME AT AMERICA'S CENTER, ST. LOUIS, MO • SUNDAY, JANUARY 27, 2002

Philadelphia	3	14	0	7 - 24
RAMS	10	3	9	7 - 29

RAMS -- Bruce 5-yard pass from Warner (Wilkins kick)
 PHI -- FG Akers 46
 RAMS -- FG Wilkins 27
 PHI -- Staley 1-yard run (Akers kick)
 RAMS -- FG Wilkins 39
 PHI -- Pinkston 12-yard pass from McNabb (Akers kick)
 RAMS -- FG Wilkins 41
 RAMS -- Faulk 1-yard run (pass failed)
 RAMS -- Faulk 1-yard run (Wilkins kick)
 PHI -- McNabb 3-yard run (Akers kick)
 PAID ATT -- 66,502

	EAGLES	RAMS
First Downs	16	22
Rushing	7	9
Passing	9	13
Penalty	0	0
Third Down Efficiency 5-12-42% 7-15-47%		
Fourth Down Efficiency 1-2-50% 0-1-0%		
Total Net Yards	256	371
Total Offensive Plays	55	67
Avg. Gain Per Play	4.7	5.5
Rushes-Yards	22-110	33-161
Avg. Gain Per Rush	5.0	4.9
Net Passing Yards	146	210
Att-Comp-Int	30-18-1	33-22-0
Avg. Gain Per Pass	4.4	6.2
Sacks Allowed-Yards	3-25	1-2
Punts-Avg	4-39.3	3-45.0
Penalties-Yards	2-15	6-38
Fumbles-Lost	1-1	2-0
Time of Possession	24:30	35:30

RAMS STARTERS

WR Torry Holt	LE Chidi Ahanotu
LT Orlando Pace	LDT Brian Young
LG Tom Nütten	RDT Jeff Zgonina
C Andy McCollum	RE Grant Wistrom
RG Adam Timmerman	LLB Don Davis
RT Rod Jones	MLB London Fletcher
WR Ricky Proehl	RLB Tommy Polley
WR Isaac Bruce	LC Aeneas Williams
QB Kurt Warner	RC Dexter McCleon
WR Az-Zahir Hakim	SS Adam Archuleta
RB Marshall Faulk	FS Kim Herring

RAMS SUBSTITUTIONS

P John Baker, K Jeff Wilkins, CB Jerametrius Butler, RB Trung Canidate, RB Robert Holcombe, S Willie Gary, CB Dre' Bly, S Nick Sorensen, RB James Hodgins, TE Jeff Robinson, T Ryan Tucker, LB Mark Fields, LB Dustin Cohen, LB O.J. Brigance, C/G Frank Garcia, DE Sean Moran, DT Ryan Pickett, WR Yo Murphy, TE Ernie Conwell, TE Brandon Manumaleuna, DE Leonard Little, DT Tyoka Jackson
DNP-QB Jamie Martin
IA-QB Marc Bulger, RB Justin Watson, S Rich Coady, LB Brian Allen, T John St. Clair, G Kaulana Noa, G Cameron Spikes

PASSING							
Eagles	Att	Com	Yds	Tkd/Yd	TD	LG	IN
Donovan McNabb	30	18	171	3/25	1	17	1
Rams	Att	Com	Yds	Tkd/Yd	TD	LG	IN
Kurt Warner	33	22	212	1/2	1	21	0

RUSHING					
Eagles	Att	Yds	Avg	LG	TD
Correll Buckhalter	6	50	8.3	31	0
Duce Staley	11	39	3.5	20	1
Donovan McNabb	4	26	6.5	10	1
James Thrash	1	-5	-5.0	-5	0
Rams	Att	Yds	Avg	LG	TD
Marshall Faulk	31	159	5.1	31	2
Kurt Warner	2	2	1.0	3	0

RECEIVING					
Eagles	No	Yds	Avg	LG	TD
Duce Staley	8	58	7.3	10	0
Chad Lewis	5	53	10.6	14	0
James Thrash	3	46	15.3	17	0
Todd Pinkston	1	12	12.0	12t	1
Freddie Mitchell	1	2	2.0	2	0
Rams	No	Yds	Avg	LG	TD
Isaac Bruce	8	84	10.5	17	1
Torry Holt	5	58	11.6	21	0
Marshall Faulk	4	13	3.3	10	0
Ernie Conwell	3	33	11.0	19	0
Az-Zahir Hakim	2	24	12.0	20	0

INTERCEPTIONS					
Eagles	No	Yds	Avg	LG	TD
None					
Rams	No	Yds	Avg	LG	TD
Aeneas Williams	1	0	0.0	0	0

PUNTING							
Eagles	No	Yds	Avg	LG	TB	IN20	Blk
Sean Landeta	4	157	39.3	46	0	1	0
Rams	No	Yds	Avg	LG	TB	IN20	Blk
John Baker	3	135	45.0	51	0	1	0

PUNT RETURNS						
Eagles	No	FC	Yds	Avg	LG	TD
Brian Mitchell	2	1	20	10.0	41	0
Rams	No	FC	Yds	Avg	LG	TD
Dre' Bly	1	3	0	0.0	0	0

KICKOFF RETURNS					
Eagles	No	Yds	Avg	LG	TD
Brian Mitchell	6	128	21.3	16	0
Dameane Douglas	1	20	20.0	20	0
Rams	No	Yds	Avg	LG	TD
Yo Murphy	3	95	31.7	43	0
Trung Canidate	1	22	22.0	22	0

SACKS
Eagles: Derrick Burgess 1-2
Rams: Leonard Little 2-15, Grant Wistrom 1-10

GAME NOTES

- The Rams won their second NFC Championship in three years and third all time.
- St. Louis won their fifth consecutive home playoff game.
- RB Marshall Faulk rushed 31 times for a career-high 159 yards and two touchdowns. Faulk's rushing yardage total was the third-highest postseason total in franchise history.
- CB Aeneas Williams' interception with 1:55 left in the game helped seal the Rams victory.
- Led by Faulk rushing 22 times for 75 yards and two touchdowns after halftime, the Rams held a 20:51-9:09 time of possession advantage in the second half.



NFC Divisional Playoff Game

DOME AT AMERICA'S CENTER, ST. LOUIS, MO • SUNDAY, JANUARY 20, 2002

Green Bay 7 3 0 7 - 17
RAMS 7 17 14 7 - 45

RAMS -- Williams 29-yard interception return (Wilkins kick)
GB -- Freeman 22-yard pass from Favre (Longwell kick)
RAMS -- Holt 4-yard pass from Warner (Wilkins kick)
RAMS -- Hodgins 4-yard pass from Warner (Wilkins kick)
GB -- FG Longwell 28
RAMS -- FG Wilkins 27
RAMS -- Faulk 7-yard run (Wilkins kick)
RAMS -- Polley 34-yard interception return (Wilkins kick)
RAMS -- Williams 32-yard interception return (Wilkins kick)
GB -- Freeman 8-yard pass from Favre (Longwell kick)
PAID ATT -- 66,338

	PACKERS	RAMS
First Downs	19	13
Rushing	6	5
Passing	13	8
Penalty	0	0
Third Down Efficiency	5-12-42%	3-12-25%
Fourth Down Efficiency	0-1-0%	0-2-0%
Total Net Yards	383	292
Total Offensive Plays	68	54
Avg. Gain Per Play	5.6	5.4
Rushes-Yards	22-118	22-91
Avg. Gain Per Rush	5.4	4.1
Net Passing Yards	265	201
Att-Comp-Int	44-26-6	30-18-1
Avg. Gain Per Pass	5.8	
6.3		
Sacks Allowed-Yards	2-16	2-15
Punts-Avg	3-43.7	5-42.0
Penalties-Yards	3-20	4-30
Fumbles-Lost	3-2	0-0
Time of Possession	32:22	27:38

RAMS STARTERS

WR	Torry Holt	LE	Chidi Ahanotu
LT	Orlando Pace	LDT	Brian Young
LG	Tom Nütten	RDT	Jeff Zgonina
C	Andy McCollum	RE	Grant Wistrom
RG	Adam Timmerman	LLB	Don Davis
RT	Rod Jones	MLB	London Fletcher
TE	Ernie Conwell	RLB	Tommy Polley
WR	Isaac Bruce	LC	Aeneas Williams
QB	Kurt Warner	RC	Dexter McCleon
FB	James Hodgins	SS	Adam Archuleta
RB	Marshall Faulk	FS	Kim Herring

RAMS SUBSTITUTIONS

P John Baker, K Jeff Wilkins, CB Jerametrius Butler, RB Trung Canidate, RB Robert Holcombe, S Willie Gary, CB Dre' Bly, RB Justin Watson, S Nick Sorensen, TE Jeff Robinson, LB Mark Fields, LB O.J. Brigance, C/G Frank Garcia, DE Sean Moran, DT Ryan Pickett, WR Az-Zahir Hakim, WR Yo Murphy, TE Brandon Manumaleuna, WR Ricky Proehl, DE Leonard Little, DT Tyoka Jackson
DNP-QB Jamie Martin, T Ryan Tucker
IA-QB Marc Bulger, S Rich Coady, LB Brian Allen, LB Dustin Cohen, T John St. Clair, G Kaulana Noa, G Cameron Spikes

GAME NOTES

- The Rams won their fourth consecutive home playoff game.
- St. Louis tied an NFL postseason record for most interception returns for a touchdown in a game with three, tying the Chicago Bears vs. Washington, 12/8/40.
- The Rams also established a team postseason record for most interception returns for a touchdown with three, as the previous record was two interceptions for a touchdown in a 35-23 win vs. the St. Louis Cardinals 12/27/75.
- CB Aeneas Williams established an NFL postseason record for most interception returns for a touchdown with two in one game, the previous record was one held by many players.
- RB Marshall Faulk registered a postseason career-high with 82 rushing yards in 16 attempts with one touchdown.

	Att	Com	Yds	Tkd/Yd	TD	LG	IN
Packers							
Brett Favre	44	26	281	2/16	2	27	6
Rams							
Kurt Warner	30	18	216	2/15	2	50	1

	Att	Yds	Avg	LG	TD
Packers					
Ahman Green	16	94	5.9	49	0
Donald Driver	1	16	16.0	16	0
Dorsey Levins	1	6	6.0	6	0
Brett Favre	3	3	1.0	4	0
Doug Pederson	1	-1	-1.0	-1	0
Rams					
Marshall Faulk	16	82	5.1	38	1
Az-Zahir Hakim	1	9	9.0	9	0
Kurt Warner	4	0	0.0	3	0
Ernie Conwell	1	0	0.0	0	0

	No	Yds	Avg	LG	TD
Packers					
Ahman Green	8	55	6.9	13	0
Antonio Freeman	7	64	9.1	22t	2
Corey Bradford	5	79	15.8	27	0
Bill Schroeder	2	39	19.5	25	0
Dorsey Levins	2	23	11.5	12	0
Bubba Franks	2	21	10.5	15	0
Rams					
Marshall Faulk	6	47	7.8	23	0
Torry Holt	5	84	16.8	50	1
Az-Zahir Hakim	4	35	8.8	15	0
Jeff Robinson	1	27	27.0	27	0
Isaac Bruce	1	19	19.0	19	0
James Hodgins	1	4	4.0	4t	1

	No	Yds	Avg	LG	TD
Packers					
Darren Sharper	1	0	0.0	0	0
Rams					
Aeneas Williams	2	61	30.5	32t	2
Tommy Polley	2	35	17.5	34t	1
Kim Herring	1	45	45.0	45	0
Dexter McCleon	1	20	20.0	20	0

	No	Yds	Avg	LG	TB	IN20	Blk
Packers							
Jason Bidwell	3	131	43.7	46.7	0	2	0
Rams							
John Baker	5	210	42.0	53	1	2	0

	No	FC	Yds	Avg	LG	TD
Packers						
Allen Rossum	1	0	6	6.0	6	0
Rams						
Dre' Bly	1	2	6	6.0	6	0

	No	Yds	Avg	LG	TD
Packers					
Allen Rossum	4	83	20.8	25	0
Herbert Goodman	2	33	16.5	20	0
Tod McBride	1	16	16.0	16	0
Rams					
Yo Murphy	3	76	25.3	33	0

SACKS

Packers: Na'il Diggs 1-9, Kabeer Gbaja-Biamila 1-6
Rams: Tyoka Jackson 1-10, Sean Moran 1-6



NFC WILDCARD GAME

LOUISIANA SUPERDOME, NEW ORLEANS, LA • SATURDAY, DECEMBER 30, 2000

RAMS	7	0	0	21	-28
New Orleans	0	10	7	14	-31

RAMS -- Bruce 17-yard pass from Warner (Wilkins kick)
 NO -- Wilson 12-yard pass from Brooks (Brien kick)
 NO -- FG Brien 33
 NO -- Jackson 10-yard pass from Brooks (Brien kick)
 NO -- Jackson 49-yard pass from Brooks (Brien kick)
 NO -- Jackson 16-yard pass from Brooks (Brien kick)
 RAMS -- Proehl 17-yard pass from Warner (run failed)
 RAMS -- Faulk 25-yard pass from Warner (Wilkins kick)
 RAMS -- Warner 5-yard run (Warner to Faulk pass)
 PAID ATT -- 64,900

	RAMS	SAINTS
First Downs	17	17
Rushing	1	1
Passing	16	14
Penalty	0	2
Third Down Efficiency	7-12-58%	5-13-38%
Fourth Down Efficiency	0-0-0%	0-0-0%
Total Net Yards	384	301
Total Offensive Plays	58	63
Avg. Gain Per Play	6.6	4.8
Rushes-Yards	16-34	32-50
Avg. Gain Per Rush	2.1	1.6
Net Passing Yards	350	251
Att-Comp-Int	40-24-3	29-16-1
Avg. Gain Per Pass	8.3	8.1
Sacks Allowed-Yards	2-15	2-15
Punts-Avg	5-43	6-41
Penalties-Yards	9-60	5-40
Fumbles-Lost	3-2	4-1
Time of Possession	28:29	31:31

RAMS STARTERS

WR Torry Holt	LE Kevin Carter
LT Orlando Pace	LDT Ray Agnew
LG Tom Nütten	RDT Jeff Zgonina
C Andy McCollum	RE Grant Wistrom
RG Adam Timmerman	LLB Mike Jones
RT Ryan Tucker	MLB London Fletcher
TE Roland Williams	RLB Todd Collins
WR Isaac Bruce	LC Todd Lyght
QB Kurt Warner	RC Dexter McCleon
FB James Hodgins	SS Devin Bush
RB Marshall Faulk	FS Keith Lyle

RAMS SUBSTITUTIONS

P John Baker, K Jeff Wilkins, CB Taje Allen, CB Jacoby Shepherd, RB Robert Holcombe, S Matt Bowen, CB Dre' Bly, RB Justin Watson, TE Jeff Robinson, LB Lorenzo Styles, LB Keith Miller, LB Leonard Little, LB Dustin Cohen, DT D'Marco Farr, DE Sean Moran, WR Az-Zahir Hakim, WR Tony Horne, TE Ernie Conwell, WR Ricky Proehl, WR Chris Thomas
 DNP-QB Trent Green, C Steve Everitt, G Cameron Spikes
 IA-QB Joe Germaine, S Shevin Smith, RB Chad Dukes, DE Brian Young, G Pete Swanson, T John St. Clair, WR Darrius Blevins, DT Gaylon Hyder

	Att	Com	Yds	Tkd/Yd	TD	LG	IN
Rams							
Kurt Warner	40	24	365	2/15	3	38	3
Saints							
Aaron Brooks	29	16	266	2/15	4	50	1

RUSHING

	Att	Yds	Avg	LG	TD
Rams					
Marshall Faulk	14	24	1.7	4	0
Kurt Warner	1	5	5.0	5t	1
Justin Watson	1	5	5.0	5	0
Saints					
Aaron Brooks	10	26	2.6	9	0
Terry Allen	16	21	1.3	9	0
Chad Morton	2	5	2.5	5	0
Jerald Moore	3	1	0.3	1	0
Willie Jackson	1	-3	-3.0	-3	0

RECEIVING

	No	Yds	Avg	LG	TD
Rams					
Isaac Bruce	7	127	18.1	29	1
Marshall Faulk	7	99	14.1	35	1
Ricky Proehl	3	46	15.3	21	1
Roland Williams	3	25	8.3	14	0
Az-Zahir Hakim	2	42	21.0	38	0
Torry Holt	2	26	13.0	20	0
Saints					
Willie Jackson	6	142	23.7	50	3
Robert Wilson	3	41	13.7	21	1
Jake Reed	3	27	9.0	12	0
Chad Morton	2	34	17.0	23	0
Andrew Glover	1	16	16.0	16	0
Terry Allen	1	6	6.0	6	0

INTERCEPTIONS

	No	Yds	Avg	LG	TD
Rams					
Devin Bush	1	6	6.0	6	0
Saints					
Sammy Knight	2	56	28.0	52	0
Chris Oldham	1	8	8.0	8	0

PUNTING

	No	Yds	Avg	LG	TB	IN20	Bik
Rams							
John Baker	5	215	43.0	53	0	0	0
Saints							
Toby Gowin	6	246	41.0	50	1	1	0

PUNT RETURNS

	No	FC	Yds	Avg	LG	TD
Rams						
Az-Zahir Hakim	3	1	59	19.7	65	0
Saints						
Chad Morton	3	2	32	10.7	17	0

KICKOFF RETURNS

	No	Yds	Avg	LG	TD
Rams					
Tony Horne	5	69	13.8	24	0
Saints					
Fred McAfee	3	81	27.0	31	0
Darrin Smith	1	2	2.0	2	0
Kevin Mathis	1	0	0.0	0	0

SACKS

Rams: Leonard Little 1-9, Grant Wistrom 1-6
 Saints: Willie Whitehead 1-12, Keith Mitchell 1-3

GAME NOTES

- St. Louis earned a playoff spot for the second consecutive season with a win over the Saints in Week 16 and the Chicago Bears' 23-20 victory over the Detroit Lions at the Silverdome in Detroit.
- The Rams, down 31-7 with 11:57 to play in the game, scored 21 unanswered points in the fourth quarter but the Saints held on for their first ever playoff victory.
- WR Isaac Bruce posted his third career 100-yard receiving game in the postseason, tying a franchise record.



SUPER BOWL XXXIV
GEORGIA DOME, ATLANTA, GA • SUNDAY, JANUARY 30, 2000

RAMS 3 6 7 7 -23
Tennessee 0 0 6 10 -16

RAMS -- FG Wilkins 27
RAMS -- FG Wilkins 29
RAMS -- FG Wilkins 28
RAMS -- Holt 9-yard pass from Warner (Wilkins kick)
TEN -- George 1-yard run (Two Point Attempt Failed)
TEN -- George 2-yard run (Del Greco kick)
TEN -- FG Del Greco 43
RAMS -- Bruce 73-yard pass from Warner (Wilkins kick)
PAID ATT -- 72,625

	RAMS	TITANS
First Downs	23	27
Rushing	1	12
Passing	18	13
Penalty	4	2
Third Down Efficiency	5-12-42%	6-13-46%
Fourth Down Efficiency	0-1-0%	1-1-100%
Total Net Yards	436	367
Total Offensive Plays	59	73
Avg. Gain Per Play	7.4	5.0
Rushes-Yards	13-29	36-159
Avg. Gain Per Rush	2.2	4.4
Net Passing Yards	407	208
Att-Comp-Int	45-24-0	36-22-0
Avg. Gain Per Pass	8.8	
5.6		
Sacks Allowed-Yards	1-7	1-6
Punts-Avg	2-38.5	3-43
Penalties-Yards	8-60	7-45
Fumbles-Lost	2-0	1-0
Time of Possession	23:34	36:26

RAMS STARTERS

WR Torry Holt	LE	Kevin Carter
LT Orlando Pace	LDT	Ray Agnew
LG Tom Nütten	RDT	D'Marco Farr
C Mike Gruttadauria	RE	Grant Wistrom
RG Adam Timmerman	LLB	Mike Jones
RT Fred Miller	MLB	London Fletcher
TE Roland Williams	RLB	Todd Collins
WR Isaac Bruce	LC	Todd Lyght
QB Kurt Warner	RC	Dexter McCleon
FB Robert Holcombe	SS	Billy Jenkins
RB Marshall Faulk	FS	Keith Lyle

RAMS SUBSTITUTIONS

P Mike Horan, K Jeff Wilkins, S Devin Bush, RB Amp Lee, CB Dre' Bly, S Rich Coady, RB James Hodgins, TE Jeff Robinson, C Ryan Tucker, LB Lorenzo Styles, LB Charlie Clemons, LB Leonard Little, LB Mike Morton, G Andy McCollum, WR Az-Zahir Hakim, WR Tony Horne, TE Ernie Conwell, WR Ricky Proehl, DT Jeff Zgonina, DT Nate Hobgood-Chittick, DE Jay Williams
DNP-QB Paul Justin, CB Taje Allen
IA-QB Joe Germaine, S Ron Carpenter, RB Justin Watson, G Cameron Spikes, T Matt Willig, WR Chris Thomas, LB Troy Pelshak, DE Lionel Barnes

	Att	Com	Yds	Tkd/Yd	TD	LG	IN
Rams	45	24	414	1/7	2	73t	0
Titans	36	22	214	1/6	0	32	0

	Att	Yds	Avg	LG	TD
Rams	10	17	1.7	4	0
Marshall Faulk	1	11	11.0	11	0
Robert Holcombe	1	1	1.0	1	0
Kurt Warner	1	0	0.0	0	0
Mike Horan	1	0	0.0	0	0
Titans	28	95	3.4	13	2
Eddie George	8	64	8.0	23	0
Steve McNair					

	No	Yds	Avg	LG	TD
Rams	7	109	15.6	32	1
Torry Holt	6	162	27.0	73t	1
Isaac Bruce	5	90	18.0	52	0
Marshall Faulk	1	17	17.0	17	0
Az-Zahir Hakim	1	16	16.0	16	0
Ernie Conwell	1	1	11.0	11	0
Ricky Proehl	1	9	9.0	9	0
Roland Williams	1	1	1.0	1	0
Robert Holcombe	1	-1	-1.0	-1	0
Fred Miller	1				
Titans	7	64	9.1	21	0
Jackie Harris	5	35	7.0	13	0
Frank Wycheck	4	41	10.3	16	0
Kevin Dyson	2	35	17.5	32	0
Eddie George	2	21	10.5	21	0
Isaac Byrd	2	18	9.0	9	0
Derrick Mason					

	No	Yds	Avg	LG	TD
Rams	None				
Titans	None				

	No	Yds	Avg	LG	TB	IN20	Blk
Rams	2	77	38.5	47	0	0	0
Mike Horan	3	129	43.0	49	0	1	0
Titans							
Craig Hentrich							

	No	FC	Yds	Avg	LG	TD
Rams	2	0	8	4.0	10	0
Az-Zahir Hakim	1	0	-1	-1.0	-1	0
Titans						
Derrick Mason						

	No	Yds	Avg	LG	TD
Rams	4	55	13.8	25	0
Tony Horne	5	122	24.4	35	0
Titans					
Derrick Mason					

SACKS

Rams: Kevin Carter 1-6
Titans: Jason Fisk 1-7

GAME NOTES

- The Rams won the Super Bowl for the first time and earned their first World Championship since 1951. It was also the first Super Bowl Championship for the city of St. Louis.
- Rams QB Kurt Warner set a Super Bowl record by throwing for 414 yards and he tossed two touchdown passes and was named Super Bowl MVP.
- WR Torry Holt set a rookie record for receptions in a Super Bowl with seven.
- Warner completed a 73-yard touchdown pass to WR Isaac Bruce with 1:54 remaining in the game to give the Rams a 23-16 lead.
- On the final play of the game Titans' QB Steve McNair connected with WR Kevin Dyson inside the five-yard line. Dyson's attempt at a game tying touchdown was thwarted by LB Mike Jones tackle at the one-yard line, ensuring both Jones and the Rams their places in history.



NFC CHAMPIONSHIP GAME

TRANS WORLD DOME, ST. LOUIS, MO • SUNDAY, JANUARY 23, 2000

Tampa Bay	3	0	3	0	-6
RAMS	3	2	0	6	-11

TB -- FG Gramatica 25
 RAMS -- FG Wilkins 24
 RAMS -- King out of endzone, forced by team for a safety
 TB -- FG Gramatica 23
 RAMS -- Proehl 30-yard pass from Warner (Two-point attempt failed)
 PAID ATT -- 66,496

	BUCS	RAMS
First Downs	13	23
Rushing	2	5
Passing	11	14
Penalty	0	4
Third Down Efficiency	4-14-29%	7-14-50%
Fourth Down Efficiency	0-0-0%	0-0-0%
Total Net Yards	223	350
Total Offensive Plays	60	72
Avg. Gain Per Play	3.7	4.9
Rushes-Yards	15-60	25-59
Avg. Gain Per Rush	4.0	2.4
Net Passing Yards	163	291
Att-Comp-Int	40-17-2	44-28-2
Avg. Gain Per Pass	3.6	
6.2		
Sacks Allowed-Yards	5-25	3-25
Punts-Avg	6-47.8	4-37
Penalties-Yards	11-106	7-65
Fumbles-Lost	1-0	1-1
Time of Possession	22:35	37:25

RAMS STARTERS

WR	Torry Holt	LE	Kevin Carter
LT	Orlando Pace	LDT	Ray Agnew
LG	Tom Nütten	RDT	D'Marco Farr
C	Mike Gruttadauria	RE	Grant Wistrom
RG	Adam Timmerman	LLB	Mike Jones
RT	Fred Miller	MLB	London Fletcher
TE	Roland Williams	RLB	Todd Collins
WR	Isaac Bruce	LC	Todd Lyght
QB	Kurt Warner	RC	Dexter McCleon
FB	Robert Holcombe	SS	Billy Jenkins
RB	Marshall Faulk	FS	Devin Bush

RAMS SUBSTITUTIONS

P Mike Horan, K Jeff Wilkins, CB Taje Allen, RB Amp Lee, CB Dre' Bly, S Keith Lyle, S Rich Coady, RB James Hodgins, TE Jeff Robinson, C Ryan Tucker, LB Lorenzo Styles, LB Charlie Clemons, LB Leonard Little, LB Mike Morton, G Andy McCollum, WR Az-Zahir Hakim, WR Tony Horne, TE Ernie Conwell, WR Ricky Proehl, DT Jeff Zgonina, DT Nate Hobgood-Chittick, DE Jay Williams

DNP-QB Paul Justin

IA-QB Joe Germaine, S Ron Carpenter, RB Justin Watson, G Cameron Spikes, T Matt Willig, WR Chris Thomas, LB Troy Pelshak, DE Lionel Barnes

	Att	Com	Yds	Tkd/Yd	TD	LG	IN
Buccaneers							
Shaun King	29	13	163	5/37	0	32	2
Rams							
Kurt Warner	43	26	258	0/0	1	30t	3

	Att	Yds	Avg	LG	TD
Buccaneers					
Mike Alstott	12	39	3.3	9	0
Warrick Dunn	9	35	3.9	13	0
Shaun King	2	3	1.5	3	0
Rams					
Marshall Faulk	17	44	2.6	9	0
Az-Zahir Hakim	1	6	6.0	6	0
Robert Holcombe	1	2	2.0	2	0
Kurt Warner	2	-1	-0.5	0	0

	No	Yds	Avg	LG	TD
Buccaneers					
Jacquez Green	4	59	14.8	32	0
Warrick Dunn	4	37	9.3	12	0
Karl Williams	2	28	14.0	22	0
Bert Emanuel	1	22	22.0	22	0
Mike Alstott	1	9	9.0	9	0
Dave Moore	1	8	8.0	8	0
Rams					
Torry Holt	7	68	9.7	20	0
Ricky Proehl	6	100	16.7	30t	1
Isaac Bruce	3	22	7.3	9	0
Marshall Faulk	3	5	1.7	9	0
Az-Zahir Hakim	2	27	13.5	14	0
Robert Holcombe	2	5	2.5	6	0
Roland Williams	1	22	22.0	22	0
Jeff Robinson	1	11	11.0	11	0
Ernie Conwell	1	-2	-2.0	-2	0

	No	Yds	Avg	LG	TD
Buccaneers					
Brian Kelly	1	15	15.0	15	0
Hardy Nickerson	1	6	6.0	6	0
Steve White	1	0	0.0	0	0
Rams					
Todd Lyght	1	19	19.0	19	0
Dre' Bly	1	9	9.0	9	0

	No	Yds	Avg	LG	TB	IN20	Blk
Buccaneers							
Mark Royals	5	202	40.4	53	1	3	0
Rams							
Mike Horan	4	175	43.8	48	0	0	0

	No	FC	Yds	Avg	LG	TD
Buccaneers						
Karl Williams	4	0	45	11.3	15	0
Rams						
Az-Zahir Hakim	3	1	25	8.3	15	0

	No	Yds	Avg	LG	TD
Buccaneers					
Warrick Dunn	3	60	20.0	26	0
Rams					
Tony Horne	2	38	19.0	24	0

SACKS

Buccaneers: None
Rams: Grant Wistrom 1-13, Charlie Clemons 1-8, D'Marco Farr 1-5, Jeff Zgonina 1-5

GAME NOTES

- The Rams earned their first trip to the Super Bowl since 1979, defeating the Bucs in a rematch of the NFC Championship game 20 years ago.
- WR Ricky Proehl's leaping, one-handed 30-yard touchdown catch, his first touchdown of the season, gave the Rams the lead with 4:44 to play.
- Tampa Bay's ensuing drive moved them to the St. Louis 35-yard line in the game's waning moments, but Tampa Bay QB Shaun King's pass to WR Bert Emanuel in the endzone on fourth down with less than a minute to play was knocked away in the endzone by CB Taje Allen.



NFC DIVISIONAL PLAYOFF GAME

TRANS WORLD DOME, ST. LOUIS, MO • SUNDAY, JANUARY 16, 2000

Minnesota	3	14	0	20	- 37
RAMS	14	0	21	14	- 49

MIN -- FG Anderson 31
 RAMS -- Bruce 77-yard pass from Warner (Wilkins kick)
 RAMS -- Faulk 41-yard pass from Warner (Wilkins kick)
 MIN -- Carter 22-yard pass from George (Anderson kick)
 MIN -- Hoard 4-yard run (Anderson kick)
 RAMS -- Horne 95-yard kickoff return (Wilkins kick)
 RAMS -- Faulk 1-yard run (Wilkins kick)
 RAMS -- Robinson 13-yard pass from Warner (Wilkins kick)
 RAMS -- Tucker 1-yard pass from Warner (Wilkins kick)
 RAMS -- Williams 2-yard pass from Warner (Wilkins kick)
 MIN -- Reed 4-yard pass from George (Hoard run)
 MIN -- Moss 44-yard pass from George (Two Point Attempt Failed)
 MIN -- Moss 2-yard pass from George (Two Point Attempt Failed)
 PAID ATT -- 66,194

	VIKINGS	RAMS
First Downs	27	23
Rushing	6	3
Passing	20	18
Penalty	1	2
Third Down Efficiency	6-15-40%	4-8-50%
Fourth Down Efficiency	2-2-100%	0-0-0%
Total Net Yards	476	405
Total Offensive Plays	83	52
Avg. Gain Per Play	5.7	7.8
Rushes-Yards	29-87	17-31
Avg. Gain Per Rush	3.0	1.8
Net Passing Yards	389	374
Att-Comp-Int	50-29-1	33-27-1
Avg. Gain Per Pass	7.2	10.7
Sacks Allowed-Yards	4-35	2-17
Punts-Avg	5-47.6	
3-38.7		
Penalties-Yards	10-57	10-70
Fumbles-Lost	2-2	2-2
Time of Possession	34:11	25:49

RAMS STARTERS

WR	Torry Holt	LE	Kevin Carter
LT	Orlando Pace	LDT	Ray Agnew
LG	Tom Nütten	RDT	D'Marco Farr
C	Mike Gruttadauria	RE	Grant Wistrom
RG	Adam Timmerman	LLB	Mike Jones
RT	Fred Miller	MLB	London Fletcher
TE	Roland Williams	RLB	Todd Collins
WR	Isaac Bruce	LC	Todd Lyght
QB	Kurt Warner	RC	Dexter McCleon
FB	Robert Holcombe	SS	Billy Jenkins
RB	Marshall Faulk	FS	Devin Bush

RAMS SUBSTITUTIONS

P Mike Horan, K Jeff Wilkins, CB Taje Allen, S Ron Carpenter, RB Amp Lee, CB Dre' Bly, S Rich Coody, RB James Hodgins, TE Jeff Robinson, C Ryan Tucker, LB Lorenzo Styles, LB Charlie Clemons, LB Leonard Little, LB Mike Morton, G Andy McCollum, WR Az-Zahir Hakim, WR Tony Horne, TE Ernie Conwell, WR Ricky Proehl, DT Jeff Zgonina, DT Nate Hobgood-Chittick, DE Jay Williams
 DNP-QB Paul Justin
 IA-QB Joe Germaine, S Keith Lyle, RB Justin Watson, G Cameron Spikes, T Matt Willig, WR Chris Thomas, LB Troy Pelshak, DE Lionel Barnes

	Att	Com	Yds	Tkd/Yd	TD	LG	IN
VIKINGS							
Jeff George	50	29	424	4/35	4	44t	1
RAMS							
Kurt Warner	33	27	391	2/17	5	77t	1

	Att	Yds	Avg	LG	TD
VIKINGS					
Robert Smith	20	64	3.2	11	0
Leroy Hoard	7	24	3.4	9	1
Jeff George	2	-1	-0.5	0	0
RAMS					
Marshall Faulk	11	21	1.9	11	1
Az-Zahir Hakim	1	4	4.0	4	0
Kurt Warner	3	3	1.0	4	0
Robert Holcombe	1	2	2.0	2	0
Amp Lee	1	1	1.0	1	0

	No	Yds	Avg	LG	TD
VIKINGS					
Randy Moss	9	188	20.9	44t	2
Cris Carter	7	111	15.9	22t	1
Robert Smith	7	32	4.6	15	0
Jake Reed	5	81	16.2	41	1
Andrew Glover	1	12	12.0	12	0
RAMS					
Torry Holt	6	65	10.8	17	0
Marshall Faulk	5	80	16.0	41t	1
Az-Zahir Hakim	5	49	9.8	20	0
Isaac Bruce	4	133	33.3	77t	1
Roland Williams	2	20	10.0	18	1
Jeff Robinson	1	13	13.0	13t	1
Robert Holcombe	1	12	12.0	12	0
Ricky Proehl	1	10	10.0	10	0
Ernie Conwell	1	8	8.0	8	0
Ryan Tucker	1	1	1.0	1t	1

	No	Yds	Avg	LG	TD
VIKINGS					
Jimmy Hitchcock	1	0	0.0	0	0
RAMS					
Dexter McCleon	1	-4	-4.0	0	0

	No	Yds	Avg	LG	TB	IN20	Blk
VIKINGS							
Mitch Berger	5	238	47.6	52	0	1	0
RAMS							
Mike Horan	3	116	38.7	42	0	1	0

	No	FC	Yds	Avg	LG	TD
VIKINGS						
Randy Moss	2	0	25	12.5	14	0
RAMS						
Az-Zahir Hakim	4	0	72	18.0	34	0

	No	Yds	Avg	LG	TD
VIKINGS					
Robert Tate	7	151	21.6	25	0
Moe Williams	1	23	23.0	23	0
RAMS					
Tony Horne	4	174	43.5	95t	1
Isaac Bruce	1	0	0.0	0	0

SACKS

VIKINGS: John Randle 1-9, John Burrough 1-8
RAMS: Billy Jenkins 1-13, Charlie Clemons 1-9, London Fletcher 1-7, Kevin Carter 1-6

GAME NOTES

- The Rams won their first playoff game since January 7, 1990 against the New York Giants and their first home playoff game since January 4, 1985, vs. Dallas.
- Rams QB Kurt Warner set team playoff records for passing yards (391), completions (27), completion percentage (81.8), and touchdowns (five).
- On the Rams first play from scrimmage, Warner connected with WR Isaac Bruce on a 77-yard scoring pass.
- WR/KR Tony Horne scored on a 95-yard kickoff return, the first kickoff returned for a touchdown in Rams' postseason history.

1989 NFC CHAMPIONSHIP GAME • SAN FRANCISCO 30, RAMS 3
CANDLESTICK PARK, SAN FRANCISCO, CA • SUNDAY, JANUARY 14, 1990

RAMS 3 0 0 0-3
 San Francisco 0 21 3 6 - 30

RAMS - FG Lansford 23
 SF - Jones 20-yard pass from Montana (Cofer kick)
 SF - Craig 1-yard run (Cofer kick)
 SF - Taylor 18-yard pass from Montana (Cofer kick)
 SF - FG Cofer 28
 SF - FG Cofer 36
 SF - FG Cofer 25
 PAID ATT -- 64,769

	RAMS	49ERS
First Downs	9	29
Rushing	0	12
Passing	9	16
Penalty	0	1
Third Down Efficiency	3-12-25%	7-13-54%
Fourth Down Efficiency	0-0-0%	0-0-0%
Total Net Yards	156	442
Total Offensive Plays	47	76
Avg. Gain Per Play	3.3	5.8
Rushes-Yards	10-26	44-179
Avg. Gain Per Rush	2.6	4.1
Net Passing Yards	130	263
Att-Comp-Int	36-16-3	31-27-0
Avg. Gain Per Pass	3.5	
Sacks Allowed-Yards	1-11	1-5
Punts-Avg	7-31.4	2-31.0
Penalties-Yards	1-10	4-40
Fumbles-Lost	1-0	3-2
Time of Possession	20:12	39:48

RUSHING					
Rams	Att	Yds	Avg	LG	TD
Greg Bell	8	20	2.5	5	0
Cleveland Gary	1	3	3.0	3	0
Robert Delpino	1	3	3.0	3	0
49ers	Att	Yds	Avg	LG	TD
Roger Craig	23	93	4.0	13	1
Tom Rathman	10	63	6.3	17	0
Terrence Flagler	8	19	2.4	12	0
Joe Montana	1	4	4.0	4	0
Keith Henderson	1	1	1.0	1	0
Steve Young	1	-1	-1.0	1	0

RECEIVING					
Rams	No	Yds	Avg	LG	TD
Buford McGee	7	53	7.6	17	0
Pete Holohan	3	26	8.7	18	0
Greg Bell	2	23	11.5	18	0
Henry Ellard	2	18	9.0	12	0
Willie Anderson	1	14	14.0	14	0
Johnnie Johnson	1	7	7.0	7	0
49ers	No	Yds	Avg	LG	TD
Jerry Rice	6	55	9.2	19	0
Tom Rathman	6	48	8.0	13	0
Brent Jones	4	46	11.5	20t	1
John Taylor	4	45	11.3	18t	1
Roger Craig	3	40	13.3	16	0
Mike Sherrard	2	21	10.5	15	0
Mike Wilson	1	7	7.0	7	0
Jamie Williams	1	6	6.0	6	0

INTERCEPTIONS					
Rams	No	Yds	Avg	LG	TD
None					
49ers	No	Yds	Avg	LG	TD
Tim McKyer	1	27	27.0	27	0
Keena Turner	1	15	15.0	15	0
Ronnie Lott	1	14	14.0	14	0

PUNTING					
Rams	No	Yds	Avg	LG	IN20 Blk
Dale Hatcher	7	220	31.4	410	3 0
49ers	No	Yds	Avg	LG	IN20 Blk
Barry Helton	2	62	31.0	360	0 0

PUNT RETURNS					
Rams	No	FC	Yds	Avg	LG TD
LeRoy Irvin	1	0	10	10.0	10 0
49ers	No	FC	Yds	Avg	LG TD
John Taylor	1	4	2	2.0	2 0

KICKOFF RETURNS					
Rams	No	Yds	Avg	LG	TD
Robert Delpino	4	95	23.8	49	0
Ron Brown	2	51	25.5	27	0
49ers	No	Yds	Avg	LG	TD
Terrence Flagler	1	19	19.0	19	0
Spencer Tillman	1	16	16.0	16	0

SACKS
 Rams: Larry Kelm 1-5
 49ers: Larry Roberts 1-11

RAMS STARTERS			
WR	Willie Anderson	DT	Shawn Miller
LT	Irv Pankey	NT	Alvin Wright
LG	Tom Newberry	DT	Mike Piel
C	Doug Smith	OLB	Kevin Greene
RG	Duval Love	ILB	Larry Kelm
RT	Jackie Slater	ILB	Fred Strickland
TE	Pete Holohan	OLB	Mike Wilcher
WR	Henry Ellard	LC	Jerry Gray
QB	Jim Everett	RC	LeRoy Irvin
FB	Buford McGee	SS	James Washington
RB	Greg Bell	FS	Michael Stewart

PASSING							
Rams	Att	Com	Yds	Tkd/Yd	TD	LG	IN
Jim Everett	36	16	141	1/11	0	18	3
49ers	Att	Com	Yds	Tkd/Yd	TD	LG	IN
Joe Montana	30	26	262	0/0	2	20t	0
Steve Young	1	1	6	0/0	0	6	0
Roger Craig	0	0	0	1/5	0	0	0

1989 NFC DIVISIONAL PLAYOFF GAME • RAMS 19, NEW YORK GIANTS 13 (OT)
GIANTS STADIUM, EAST RUTHERFORD, NJ • SUNDAY, JANUARY 7, 1990

RAMS 0 7 0 6 6- 19
 New York Giants 0 7 0 0- 13

NYG - FG Allegre 35
 NYG - FG Allegre 41
 RAMS - Anderson 20-yard pass from Everett (Lansford kick)
 NYG - Anderson 2-yard run (Allegre kick)
 RAMS - FG Lansford 31
 RAMS - FG Lansford 22
 RAMS - Anderson 30-yard pass from Everett
 PAID ATT -- 76,325

	RAMS	GIANTS
First Downs	26	20
Rushing	6	11
Passing	18	8
Penalty	2	1
Third Down Efficiency	7-14-50%	9-16-56%
Fourth Down Efficiency	0-0-0%	0-0-0%
Total Net Yards	448	344
Total Offensive Plays	70	67
Avg. Gain Per Play	6.4	5.1
Rushes-Yards	24-146	36-171
Avg. Gain Per Rush	6.1	4.8
Net Passing Yards	302	173
Att-Comp-Int	44-25-1	30-14-1
Avg. Gain Per Pass	6.6	
Sacks Allowed-Yards	2-13	1-7
Punts-Avg	4-30.3	5-37.2
Penalties-Yards	5-35	4-59
Fumbles-Lost	1-1	3-0
Time of Possession	28:19	32:47

RAMS STARTERS			
WR	Willie Anderson	DT	Shawn Miller
LT	Irv Pankey	NT	Alvin Wright
LG	Tom Newberry	DT	Mike Piel
C	Doug Smith	OLB	Kevin Greene
RG	Duval Love	ILB	Larry Kelm
RT	Jackie Slater	ILB	Fred Strickland
TE	Damone Johnson	OLB	Mike Wilcher
WR	Henry Ellard	LC	Jerry Gray
QB	Jim Everett	RC	LeRoy Irvin

FB Pete Holohan SS Vince Newsome
 RB Greg Bell FS Michael Stewart

RUSHING					
Rams	Att	Yds	Avg	LG	TD
Greg Bell	19	87	4.6	18	0
Buford McGee	3	34	11.3	14	0
Jim Everett	2	25	12.5	13	0
Giants	Att	Yds	Avg	LG	TD
Ottis Anderson	24	120	5.0	13	1
Lewis Tillman	7	25	3.6	12	0
Phil Simms	3	16	5.3	13	0
David Meggett	1	7	7.0	7	0
Maurice Carthon	1	3	3.0	3	0

RECEIVING					
Rams	No	Yds	Avg	LG	TD
Henry Ellard	8	125	15.6	27	0
Willie Anderson	2	50	25.0	30t	2
Pete Holohan	5	48	9.6	12	0
Ron Brown	3	35	11.7	14	0
Buford McGee	2	31	15.5	22	0
Damone Johnson	3	15	5.0	5	0
Greg Bell	2	11	5.5	6	0
Giants	No	Yds	Avg	LG	TD
David Meggett	4	52	13.0	16	0
Zeke Mowatt	3	52	17.3	23	0
Stephen Baker	2	46	23.0	27	0
Lionel Manuel	1	24	24.0	24	0

Maurice Carthon 1 8 8.0 8 0
 Ottis Anderson 3 -2 -0.7 6 0

INTERCEPTIONS					
Rams	No	Yds	Avg	LG	TD
Michael Stewart	1	29	29.0	29	0
Giants	No	Yds	Avg	LG	TD
Mark Collins	1	0	0.0	0	0

PUNTING					
Rams	No	Yds	Avg	LG	TB IN20
Dale Hatcher	4	121	30.3	41	0 2
Giants	No	Yds	Avg	LG	TB IN20
Sean Landeta	5	186	37.2	49	0 1

PUNT RETURNS					
Rams	No	FC	Yds	Avg	LG TD
LeRoy Irvin	1	0	3	3.0	3 0
Darryl Henley	2	1	-4	-2.0	7 0
Giants	No	FC	Yds	Avg	LG TD
David Meggett	1	0	0	0.0	0 0

KICKOFF RETURNS					
Rams	No	Yds	Avg	LG	TD
Robert Delpino	4	60	15.0	23	0
Ron Brown	1	38	38.3	38	0
Giants	No	Yds	Avg	LG	TD
Mark Ingram	2	41	20.5	21	0
David Meggett	1	25	25.0	25	0
Howard Cross	1	9	9.0	9	0

SACKS
 Rams: Kevin Greene 1-7
 Giants: Lawrence Taylor 2-13

PASSING							
Rams	Att	Com	Yds	Tkd/Yd	TD	LG	IN
Jim Everett	44	25	315	2/13	2	30t	1
Giants	Att	Com	Yds	Tkd/Yd	TD	LG	IN
Phil Simms	29	14	180	1/7	0	27	1
David Meggett	1	0	0	0/0	0	0	0

1989 NFC WILDCARD GAME • RAMS 21, PHILADELPHIA 7
VETERAN'S STADIUM, PHILADELPHIA, PA • SUNDAY, DECEMBER 31, 1989

RAMS 14 0 0 7-21
Philadelphia 0 0 0 7-7

RAMS - Ellard 39-yard pass from Everett (Lansford kick)
RAMS - Johnson 4-yard pass from Everett (Lansford kick)
PHI - Toney 1-yard run (Ruzek kick)
RAMS - Bell 7-yard run (Lansford kick)
PAID ATT -- 57,869

	RAMS	EAGLES
First Downs	19	14
Rushing	6	6
Passing	12	8
Penalty	1	0
Third Down Efficiency	5-16-31%	6-16-38%
Fourth Down Efficiency	1-1-100%	0-0-0%
Total Net Yards	409	306
Total Offensive Plays	71	62
Avg. Gain Per Play	5.8	4.9
Rushes-Yards	36-144	20-95
Avg. Gain Per Rush	4.0	4.8
Net Passing Yards	265	211
Att-Comp-Int	33-18-2	40-24-1
Avg. Gain Per Pass	7.8	
5.0		
Sacks Allowed-Yards	2-16	2-27
Punts-Avg	7-37.0	9-36.3
Penalties-Yards	1-5	4-35
Fumbles-Lost	1-1	6-2
Time of Possession	33:38	26:22

RAMS STARTERS

WR	Willie Anderson	DT	Shawn Miller
LT	Irv Pankey	NT	Alvin Wright
LG	Tom Newberry	DT	Mike Piel
C	Doug Smith	OLB	Kevin Greene
RG	Tony Slaton	ILB	Larry Kelm
RT	Jackie Slater	ILB	Fred Strickland
TE	Damone Johnson	OLB	Mike Wilcher
WR	Henry Ellard	LC	Jerry Gray
QB	Jim Everett	RC	LeRoy Irvin
RB	Greg Bell	SS	Vince Newsome
WR	Aaron Cox	FS	Michael Stewart

RUSHING						
Rams	Att	Yds	Avg	LG	TD	
Greg Bell	27	124	4.6	54	1	
Buford McGee	2	18	9.0	16	0	
Jim Everett	7	2	0.3	7	0	
Eagles	Att	Yds	Avg	LG	TD	
Heath Sherman	9	44	4.9	23	0	
Randall Cunningham	6	39	6.5	11	0	
Anthony Toney	5	12	2.4	5	1	
RECEIVING						
Rams	No	Yds	Avg	LG	TD	
Henry Ellard	4	87	21.8	39t	1	
Willie Anderson	2	77	38.5	55	0	
Pete Holohan	4	37	9.3	18	0	
Robert Delpino	3	31	10.3	16	0	
Greg Bell	1	23	23.0	23	0	
Buford McGee	3	22	7.3	15	0	
Damone Johnson	1	4	4.0	4t	1	
Eagles	No	Yds	Avg	LG	TD	
Keith Byars	9	68	7.6	17	0	
Keith Jackson	3	47	15.7	30	0	
Ron Johnson	2	38	19	23	0	
Anthony Toney	4	35	8.8	20	0	
Heath Sherman	2	18	9.0	11	0	
Cris Carter	2	16	8.0	11	0	
Greg Garrity	2	16	8.0	8	0	

INTERCEPTIONS						
Rams	No	Yds	Avg	LG	TD	
LeRoy Irvin	1	0	0.0	0	0	
Eagles	No	Yds	Avg	LG	TD	
Izel Jenkins	1	33	33.0	33	0	
Seth Joyner	1	1	1.0	1	0	

PUNTING						
Rams	No	Yds	Avg	LG	TB IN20	Blk
Dale Hatcher	7	259	37.0	47	2	2
Eagles	No	Yds	Avg	LG	TB IN20	Blk
Rick Tuten	8	307	38.4	43	0	2
Randall Cunningham	1	20	20.0	20	0	0

PUNT RETURNS						
Rams	No	FC	Yds	Avg	LG	TD
Darryl Henley	3	1	15	5.0	7	0
Eagles	No	FC	Yds	Avg	LG	TD
Anthony Edwards	2	1	5	2.5	3	0

KICKOFF RETURNS						
Rams	No	Yds	Avg	LG	TD	
Ron Brown	1	14	14.0	14	0	
Robert Delpino	1	0	0.0	0	0	
Eagles	No	Yds	Avg	LG	TD	
Anthony Edwards	3	37	12.3	18	0	
Mark Higgs	1	15	15.0	15	0	

SACKS

Rams: Kevin Greene 2-27
Eagles: Reggie White 1-9, Jerome Brown 1-7

1988 NFC WILDCARD GAME • MINNESOTA 28, RAMS 17
HUBERT H. HUMPHREY METRODOME, MINNEAPOLIS, MN • MONDAY, DECEMBER 26, 1988

RAMS 0 7 3 7-17
Minnesota 14 0 7 7-28

MIN - Anderson 7-yard run (Nelson kick)
MIN - Rice 17-yard run (Nelson kick)
RAMS - D. Johnson 3-yard pass from Everett (Lansford kick)
MIN - Anderson 1-yard run (Nelson kick)
RAMS - FG Lansford 43
MIN - Hilton 5-yard pass from Wilson (Nelson kick)
RAMS - Holohan 11-yard pass from Everett (Lansford kick)
PAID ATT -- 57,666

	RAMS	VIKES
First Downs	19	20
Rushing	4	7
Passing	15	11
Penalty	0	2
Third Down Efficiency	6-15-40%	6-14-43%
Fourth Down Efficiency	0-1-0%	0-0-0%
Total Net Yards	342	310
Total Offensive Plays	70	66
Avg. Gain Per Play	4.9	4.7
Rushes-Yards	24-107	33-103
Avg. Gain Per Rush	4.5	3.1
Net Passing Yards	235	207
Att-Comp-Int	45-19-3	28-17-0
Avg. Gain Per Pass	5.1	
6.3		
Sacks Allowed-Yards	1-12	5-46
Punts-Avg	5-48.2	7-41.6
Penalties-Yards	10-54	6-40
Fumbles-Lost	0-0	1-0
Time of Possession	26:06	33:54

RAMS STARTERS

WR	Aaron Cox	LE	Doug Reed
LT	Irv Pankey	NT	Alvin Wright
LG	Tom Newberry	RE	Shawn Miller
C	Doug Smith	OLB	Kevin Greene
RG	Duval Love	ILB	Carl Ekern
RT	Jackie Slater	ILB	Jim Collins
TE	Damone Johnson	OLB	Mike Wilcher
WR	Henry Ellard	LC	Jerry Gray
QB	Jim Everett	RC	LeRoy Irvin
FB	Buford McGee	SS	Johnnie Johnson
RB	Greg Bell	FS	Michael Stewart

RUSHING						
Rams	Att	Yds	Avg	LG	TD	
Greg Bell	17	91	5.4	22	0	
Jim Everett	2	8	4.0	6	0	
Robert Delpino	3	4	1.3	4	0	
Charles White	1	2	2.0	2	0	
Henry Ellard	1	2	2.0	2	0	
Vikings	Att	Yds	Avg	LG	TD	
Allen Rice	17	79	4.6	17	1	
Darrin Nelson	3	9	3.0	7	0	
Alfred Anderson	6	9	1.5	7	2	
Rick Fenney	2	5	2.5	3	0	
Wade Wilson	5	1	0.2	3	0	
RECEIVING						
Rams	No	Yds	Avg	LG	TD	
Henry Ellard	4	54	13.5	29	0	
Pete Holohan	3	44	14.7	24	1	
Buford McGee	4	34	8.5	19	0	
Robert Delpino	2	33	16.5	21	0	
Willie Anderson	2	29	14.5	17	0	
Damone Johnson	3	27	9.0	18	1	
Ron Brown	1	26	26.0	26	0	
Vikings	No	Yds	Avg	LG	TD	
Anthony Carter	4	102	25.5	46	0	
Jim Gustafson	2	52	26.0	34	0	
Hassan Jones	2	28	14.0	18	0	
Steve Jordan	1	19	19.0	19	0	
Rick Fenney	3	19	6.3	8	0	
Allen Rice	1	12	12.0	12	0	
Alfred Anderson	2	10	5.0	5	0	
Darrin Nelson	1	6	6.0	6	0	
Carl Hilton	1	5	5.0	5	1	

INTERCEPTIONS						
Rams	No	Yds	Avg	LG	TD	
None						
Vikings	No	Yds	Avg	LG	TD	
Joey Browner	2	40	20.0	26	0	
Scott Studwell	1	0	0.0	0	0	

PUNTING						
Rams	No	Yds	Avg	LG	TB IN20	Blk
Dale Hatcher	5	241	48.2	63	0	2
Vikings	No	Yds	Avg	LG	TB IN20	Blk
Bucky Scribner	7	291	41.6	51	0	1

PUNT RETURNS						
Rams	No	FC	Yds	Avg	LG	TD
Clifford Hicks	4	0	46	11.5	32	0
Mickey Sutton	1	0	14	14.0	14	0
Vikings	No	FC	Yds	Avg	LG	TD
Anthony Carter	1	2	1	1.0	1	0
Leo Lewis	1	0	14	14.0	14	0

KICKOFF RETURNS						
Rams	No	Yds	Avg	LG	TD	
Ron Brown	4	71	17.8	22	0	
Robert Delpino	1	35	35.0	35	0	
Vikings	No	Yds	Avg	LG	TD	
Darryl Harris	3	58	19.3	20	0	

SACKS

Rams: Kevin Greene 3-19, Fred Strickland 2-27
Vikings: Joey Browner 1-12

PASSING						
Rams	Att	Com	Yds	Tkd/Yd	TD	LG IN
Jim Everett	45	19	247	1/12	2	29 3
Vikings	Att	Com	Yds	Tkd/Yd	TD	LG IN
Wade Wilson	28	17	253	5/46	1	46 0

1986 NFC WILDCARD GAME • WASHINGTON 19, RAMS 7
RFK STADIUM, WASHINGTON, D.C. • SUNDAY, DECEMBER 28, 1986

RAMS 0 0 0 7- 7
 Washington 10 3 3 3 - 19

WAS - FG Atkinson 25
 WAS - Bryant 14-yard pass from Schroeder (Atkinson kick)
 WAS - FG Atkinson 20
 WAS - FG Atkinson 38
 RAMS - House 12-yard pass from Everett (Lansford kick)
 WAS - FG Atkinson 19
 PAID ATT -- 54,130

	RAMS	'SKINS
First Downs	16	15
Rushing	9	9
Passing	6	5
Penalty	1	1
Third Down Efficiency	5-10-50%	7-16-44%
Fourth Down Efficiency	0-1-0%	0-0-0%
Total Net Yards	324	228
Total Offensive Plays	53	64
Avg. Gain Per Play	6.1	3.6
Rushes-Yards	34-198	41-138
Avg. Gain Per Rush	5.8	3.4
Net Passing Yards	126	90
Att-Comp-Int	18-9-2	23-13-0
Avg. Gain Per Pass	6.6	3.9
Sacks Allowed-Yards	1-10	0-0
Punts-Avg	3-38.3	5-42.2
Penalties-Yards	8-78	6-45
Fumbles-Lost	4-4	1-1
Time of Possession	23:54	36:06

RAMS STARTERS

WR Kevin House	LE Doug Reed
LT Irv Pankey	NT Shawn Miller
LG Tom Newberry	RE Reggie Doss
C Doug Smith	LOLB Mel Owens
RG Dennis Harrah	LILB Mark Jerue
RT Jackie Slater	RILB Carl Ekern
TE David Hill	ROLB Mike Wilcher
WR Henry Ellard	LC Jerry Gray
QB Jim Everett	RC LeRoy Irvin
RB Barry Redden	FS Vince Newsome
RB Eric Dickerson	SS Nolan Cromwell

RUSHING

Rams	Att	Yds	Avg	LG	TD
Eric Dickerson	26	158	6.1	65	0
Barry Redden	7	28	4.0	13	0
Jim Everett	1	12	12.0	12	0
Redskins	Att	Yds	Avg	LG	TD
George Rogers	29	115	4.0	15	0
Kelvin Bryant	4	17	4.3	9	0
Keith Griffin	5	8	1.6	4	0
Jay Schroeder	3	-2	-0.7	0	0

RECEIVING

Rams	No	Yds	Avg	LG	TD
Kevin House	3	70	23.3	45	1
David Hill	3	27	9.0	13	0
Barry Redden	1	20	20.0	20	0
Henry Ellard	1	14	14.0	14	0
Darren Long	1	5	5.0	5	0
Redskins	No	Yds	Avg	LG	TD
Art Monk	5	34	6.8	11	0
Kelvin Bryant	2	18	9.0	14t	1
Ricky Sanders	2	15	7.5	10	0
Gary Clark	1	8	8.0	8	0
Don Warren	1	7	7.0	7	0
Clint Didier	1	4	4.0	4	0
George Rogers	1	4	4.0	4	0

INTERCEPTIONS

Rams	No	Yds	Avg	LG	TD
None					
Redskins	No	Yds	Avg	LG	TD
Alvin Walton	1	16	16.0	16	0
Barry Wilburn	1	2	2.0	2	0

PUNTING

Rams	No	Yds	Avg	LG	TB	IN20	Blk
Dale Hatcher	3	115	38.3	42	0	0	0
Redskins	No	Yds	Avg	LG	TB	IN20	Blk
Steve Cox	5	211	42.2	51	0	2	0

PUNT RETURNS

Rams	No	FC	Yds	Avg	LG	TD
Henry Ellard	2	0	23	11.5	14	0
Johnnie Johnson	0	1	0	0.0	0	0
Redskins	No	FC	Yds	Avg	LG	TD
Eric Yarber	2	0	8	4.0	9	0

KICKOFF RETURNS

Rams	No	Yds	Avg	LG	TD
Charles White	3	42	14.0	27	0
Mickey Sutton	2	37	18.5	20	0
Mike McDonald	1	7	7.0	7	0
Redskins	No	Yds	Avg	LG	TD
Dwight Garner	2	27	13.5	14	0

SACKS

Rams: None
 Redskins: Charles Mann 1-10

PASSING

Rams	Att	Com	Yds	Tkd/Yd	TD	LG	IN
Jim Everett	18	9	136	1/10	1	45	2
Redskins	Att	Com	Yds	Tkd/Yd	TD	LG	IN
Jay Schroeder	23	13	90	0/0	1	14	0

1985 NFC CHAMPIONSHIP GAME • CHICAGO 24, RAMS 0
SOLDIER FIELD, CHICAGO, IL • SUNDAY, JANUARY 12, 1986

RAMS 0 0 0 0 - 0
 Chicago10 0 7 7 - 24

CHI - McMahon 16-yard run (Butler kick)
 CHI - FG Butler 34
 CHI - Gault 22-yard pass from McMahon (Butler kick)
 CHI - Marshall 52-yard fumble return (Butler kick)
 PAID ATT -- 63,522

	RAMS	BEARS
First Downs	9	13
Rushing	5	5
Passing	3	8
Penalty	1	0
Third Down Efficiency	2-14-14%	4-16-25%
Fourth Down Efficiency	0-0-0%	1-1-100%
Total Net Yards	130	232
Total Offensive Plays	60	61
Avg. Gain Per Play	2.2	3.8
Rushes-Yards	26-86	33-91
Avg. Gain Per Rush	3.3	2.8
Net Passing Yards	44	141
Att-Comp-Int	31-10-1	25-16-0
Avg. Gain Per Pass	1.3	5.0
Sacks Allowed-Yards	3-22	3-23
Punts-Avg	11-39.2	10-36.3
Penalties-Yards	4-25	6-48
Fumbles-Lost	4-2	3-1
Time of Possession	25:33	34:27

RAMS STARTERS

WR Henry Ellard	LE Doug Reed
LT Irv Pankey	NT Charles DeJurnett
LG Kent Hill	RE Reggie Doss
C Tony Slaton	LOLB Mel Owens
RG Dennis Harrah	LILB Carl Ekern
RT Jackie Slater	RILB Jim Collins
TE David Hill	ROLB Mike Wilcher
WR Ron Brown	LC Gary Green
RB Barry Redden	RC LeRoy Irvin
QB Dieter Brock	SS Nolan Cromwell
RB Eric Dickerson	FS Johnnie Johnson

RUSHING

Rams	Att	Yds	Avg	LG	TD
Eric Dickerson	17	46	2.7	9	0
Barry Redden	9	40	4.4	12	0
Bears	Att	Yds	Avg	LG	TD
Walter Payton	18	32	1.8	8	0
Matt Suhey	6	23	3.8	9	0
Jim McMahon	4	28	7.0	16t	1
Calvin Thomas	3	-1	-0.3	1	0
Dennis Gentry	2	9	4.5	7	0

RECEIVING

Rams	No	Yds	Avg	LG	TD
Tony Hunter	3	29	6.7	15	0
Ron Brown	2	14	7.0	11	0
Eric Dickerson	3	10	3.3	7	0
Bobby Duckworth	1	8	8.0	8	0
Henry Ellard	1	5	5.0	5	0
Bears	No	Yds	Avg	LG	TD
Walter Payton	7	48	6.9	19	0
Willie Gault	4	56	14.0	22t	1
Emery Moorehead	2	28	14.0	20	0
Dennis McKinnon	1	17	17.0	17	0
Tim Wrightman	1	8	8.0	8	0
Matt Suhey	1	7	7.0	7	0

INTERCEPTIONS

Rams	No	Yds	Avg	LG	TD
None					
Bears	No	Yds	Avg	LG	TD
Leslie Frazier	1	-3	-3.0	3	0

PUNTING

Rams	No	Yds	Avg	LG	TB	IN20	Blk
Dale Hatcher	11	431	39.2	51	0	3	0
Bears	No	Yds	Avg	LG	TB	IN20	Blk
Maury Buford	10	363	36.3	55	0	2	0

PUNT RETURNS

Rams	No	FC	Yds	Avg	LG	TD
Henry Ellard	1	0	6	6.0	6	0
Johnnie Johnson	2	1	6	3.0	3	0
LeRoy Irvin	1	0	4	4.0	4	0
Bears	No	FC	Yds	Avg	LG	TD
Keith Ortego	4	0	21	5.3	8	0
Dave Duerson	0	1	0	0.0	0	0
Reggie Phillips	1	0	0	0.0	0	0

KICKOFF RETURNS

Rams	No	Yds	Avg	LG	TD
Ron Brown	3	63	21.0	45	0
Barry Redden	1	13	13.0	13	0
Bears	No	Yds	Avg	LG	TD
Dennis Gentry	1	22	22.0	22	0

SACKS

Rams: Doug Reed 2-13, Reggie Doss 1-7
 Bears: Richard Dent 1-11, William Perry 1-7, Dan Hampton 1-4

PASSING

Rams	Att	Com	Yds	Tkd/Yd	TD	LG	IN
Dieter Brock	31	10	66	3/22	0	15	1
Bears	Att	Com	Yds	Tkd/Yd	TD	LG	IN
Jim McMahon	25	16	164	3/23	1	22t	0

1985 NFC DIVISIONAL PLAYOFF GAME • RAMS 20, DALLAS 0
ANAHEIM STADIUM, ANAHEIM, CA • SATURDAY, JANUARY 4, 1986

Dallas 0 0 0 0 - 0
RAMS 3 0 10 7 - 20

RAMS - FG Lansford 33
RAMS - Dickerson 55-yard run (Lansford kick)
RAMS - FG Lansford 34
RAMS - Dickerson 40-yard run (Lansford kick)
PAID ATT -- 66,351

	BOYS	RAMS
First Downs	15	15
Rushing	3	11
Passing	12	3
Penalty	0	1
Third Down Efficiency	3-14-21%	3-15-20%
Fourth Down Efficiency	2-4-50%	0-1-0%
Total Net Yards	243	316
Total Offensive Plays	66	64
Avg. Gain Per Play	3.7	4.9
Rushes-Yards	18-61	41-269
Avg. Gain Per Rush	3.4	6.6
Net Passing Yards	182	47
Att-Comp-Int	43-24-3	22-6-1
Avg. Gain Per Pass	3.8	2.0
Sacks Allowed-Yards	5-35	1-3
Punts-Avg	7-46.9	7-40.7
Penalties-Yards	5-30	2-29
Fumbles-Lost	3-3	3-1
Time of Possession	30:45	29:15

RUSHING						
Cowboys	Att	Yds	Avg	LG	TD	
Tony Dorsett	17	58	3.4	14	0	
Timmy Newsome	1	3	3.0	3	0	
Rams	Att	Yds	Avg	LG	TD	
Eric Dickerson	34	248	7.3	55t	2	
Barry Redden	6	21	3.5	7	0	
Dieter Brock	1	0	0.0	0	0	

RECEIVING						
Cowboys	No	Yds	Avg	LG	TD	
Tony Dorsett	8	80	10.0	22	0	
Doug Cosbie	6	61	10.2	21	0	
Tony Hill	5	41	8.2	14	0	
Timmy Newsome	3	10	3.3	7	0	
Karl Powe	1	19	19.0	19	0	
James Jones	1	6	6.0	6	0	
Rams	No	Yds	Avg	LG	TD	
Henry Ellard	2	33	16.5	21	0	
Barry Redden	1	15	15.0	15	0	
David Hill	1	3	3.0	3	0	
Tony Hunter	1	3	3.0	3	0	
Eric Dickerson	1	-4	-4.0	-4	0	

INTERCEPTIONS						
Cowboys	No	Yds	Avg	LG	TD	
Everson Walls	1	20	20.0	20	0	
Rams	No	Yds	Avg	LG	TD	
LeRoy Irvin	1	55	55.0	55	0	
Jerry Gray	1	10	10.0	10	0	
Gary Green	1	1	1.0	1	0	

PUNTING						
Cowboys	No	Yds	Avg	LG	TB	IN20
Mike Saxon	7	328	46.9	53	2	2
Rams	No	Yds	Avg	LG	TB	IN20
Dale Hatcher	7	285	40.7	55	0	2

PUNT RETURNS						
Cowboys	No	FC	Yds	Avg	LG	TD
Gordon Banks	4	3	30	7.5	23	0
Rams	No	FC	Yds	Avg	LG	TD
Henry Ellard	4	0	37	9.3	23	0

KICKOFF RETURNS						
Cowboys	No	Yds	Avg	LG	TD	
Kenny Duckett	4	99	24.8	32	0	
James Jones	1	11	11.0	11	0	
Rams	No	Yds	Avg	LG	TD	
Charles White	1	14	14.0	14	0	

SACKS
Cowboys: Ed Jones 1-3
Rams: Gary Jeter 3-25, Mike Wilcher 1-8, Kevin Greene 1-2

RAMS STARTERS

WR Henry Ellard	LE Doug Reed
LT Irv Pankey	NT Charles DeJurnett
LG Kent Hill	RE Reggie Doss
C Tony Slaton	LOLB Mel Owens
RG Dennis Harrah	LILB Carl Ekern
RT Jackie Slater	RILB Jim Collins
TE David Hill	ROLB Mike Wilcher
WR Ron Brown	LC Gary Green
RB Barry Redden	RC LeRoy Irvin
QB Dieter Brock	SS Nolan Cromwell
RB Eric Dickerson	FS Johnnie Johnson

PASSING						
Cowboys	Att	Com	Yds	Tkd/Yd	TD	LG
Danny White	43	24	217	5/35	0	22
Rams	Att	Com	Yds	Tkd/Yd	TD	LG
Dieter Brock	22	6	50	1/3	0	21

1984 NFC WILDCARD GAME • NEW YORK GIANTS 16, RAMS 13
ANAHEIM STADIUM, ANAHEIM, CA • SUNDAY, DECEMBER 23, 1984

New York Giants10 0 6 0 - 16
RAMS 0 3 7 3- 13

NYG - FG Haji-Sheikh 37
NYG - Carpenter 1-yard run (Haji-Sheikh kick)
RAMS - FG Lansford 38
NYG - FG Haji-Sheikh 39
RAMS - Dickerson 14-yard run (Lansford kick)
NYG - FG Haji-Sheikh 36
RAMS - FG Lansford 22
PAID ATT -- 67,037

	GIANTS	RAMS
First Downs	16	12
Rushing	5	5
Passing	8	5
Penalty	3	2
Third Down Efficiency	8-16-50%	2-9-22%
Fourth Down Efficiency	0-0-0%	0-1-0%
Total Net Yards	192	214
Total Offensive Plays	62	43
Avg. Gain Per Play	3.1	5.0
Rushes-Yards	27-40	26-107
Avg. Gain Per Rush	1.5	4.1
Net Passing Yards	152	107
Att-Comp-Int	31-22-0	15-11-0
Avg. Gain Per Pass	4.3	6.3
Sacks Allowed-Yards	4-27	2-2
Punts-Avg	4-38.8	4-37.8
Penalties-Yards	5-81	10-75
Fumbles-Lost	3-0	2-2
Time of Possession	34:03	25:57

RAMS STARTERS

WR Drew Hill	LE Jack Youngblood
LT Irv Pankey	NT Greg Meisner
LG Kent Hill	RE Reggie Doss
C Doug Smith	LOLB Mel Owens
RG Dennis Harrah	LILB Carl Ekern
RT Bill Bain	RILB Jim Collins
TE David Hill	ROLB Mike Wilcher
WR Henry Ellard	LC Gary Green
UB James McDonald	RC LeRoy Irvin
QB Jeff Kemp	SS Vince Newsome
RB Eric Dickerson	FS Johnnie Johnson

RUSHING						
Giants	Att	Yds	Avg	LG	TD	
Rob Carpenter	13	20	1.5	8	1	
Joe Morris	10	21	2.1	6	0	
Phil Simms	4	-1	-0.3	3	0	
Rams	Att	Yds	Avg	LG	TD	
Eric Dickerson	23	107	4.7	24	1	
Dwayne Crutchfield	2	-2	-1.0	1	0	
Jeff Kemp	1	2	2.0	2	0	

RECEIVING						
Giants	No	Yds	Avg	LG	TD	
Rob Carpenter	7	23	3.3	8	0	
Zeke Mowatt	7	73	10.4	24	0	
Lionel Manuel	3	52	17.3	25	0	
Earnest Gray	2	20	10.0	11	0	
Bobby Johnson	1	6	6.0	6	0	
Tony Galbreath	1	3	3.0	3	0	
Joe Morris	1	2	2.0	2	0	
Rams	No	Yds	Avg	LG	TD	
Ron Brown	3	32	10.7	19	0	
Mike Barber	3	31	10.3	16	0	
Henry Ellard	2	22	11.0	20	0	
James McDonald	2	18	9.0	11	0	
David Hill	1	6	6.0	6	0	

INTERCEPTIONS						
Giants	No	Yds	Avg	LG	TD	
None						
Rams	No	Yds	Avg	LG	TD	
None						

PUNTING						
Giants	No	Yds	Avg	LG	TB	IN20
Dave Jennings	4	155	38.8	47	0	2
Rams	No	Yds	Avg	LG	TB	IN20
John Misko	4	151	37.8	42	0	0

PUNT RETURNS						
Giants	No	FC	Yds	Avg	LG	TD
Lionel Manuel	3	1	25	8.3	17	0
Rams	No	FC	Yds	Avg	LG	TD
Henry Ellard	2	0	17	8.5	14	0

KICKOFF RETURNS						
Giants	No	Yds	Avg	LG	TD	
Kenny Hill	3	49	16.3	18	0	
Frank Cephus	1	20	20.0	20	0	
Rams	No	Yds	Avg	LG	TD	
Barry Redden	5	92	18.4	27	0	

SACKS
Giants: George Martin 1-2, Lawrence Taylor 1-0
Rams: Charles DeJurnett 1-10, Carl Ekern 1-10, Jim Collins 1-5, Mike Wilcher 1-2

PASSING						
Giants	Att	Com	Yds	Tkd/Yd	TD	LG
Phil Simms	31	22	179	4/27	0	25
Rams	Att	Com	Yds	Tkd/Yd	TD	LG
Jeff Kemp	15	11	109	2/2	0	20

1983 NFC DIVISIONAL PLAYOFF GAME • WASHINGTON 51, RAMS 7 RFK STADIUM, WASHINGTON, D.C. • SUNDAY, JANUARY 1, 1984

RAMS 0 7 0 0 -7
Washington 17 21 6 7-51

WAS - Riggins 3-yard run (Moseley kick)
WAS - Monk 40-yard pass from Theismann (Moseley kick)
WAS - FG Moseley 42
WAS - Riggins 1-yard run (Moseley kick)
RAMS - Dennard 32-yard pass from Ferragamo (Lansford kick)
WAS - Monk 21-yard pass from Theismann (Moseley kick)
WAS - Riggins 1-yard run (Moseley kick)
WAS - FG Moseley 36
WAS - FG Moseley 41
WAS - Green 72-yard interception return (Moseley kick)
PAID ATT -- 55,363

	RAMS	'SKINS
First Downs	12	23
Rushing	2	10
Passing	9	12
Penalty	1	1
Third Down Efficiency	3-14-21%	8-15-53%
Fourth Down Efficiency	1-2-50%	0-1-0%
Total Net Yards	204	445
Total Offensive Plays	62	65
Avg. Gain Per Play	3.3	6.8
Rushes-Yards	16-51	40-130
Avg. Gain Per Rush	3.2	3.3
Net Passing Yards	153	315
Att-Comp-Int	43-20-3	25-20-0
Avg. Gain Per Pass	3.3	12.6
Sacks Allowed-Yards	3-22	0-0
Punts-Avg	7-33.8	3-28.0
Penalties-Yards	7-41	6-55
Fumbles-Lost	2-1	2-1
Time of Possession		24:35
35:25		

RAMS STARTERS			
WR	Preston Dennard	LE	Jack Youngblood
LT	Bill Bain	NT	Gregg Meisner
LG	Kent Hill	RE	Reggie Doss
C	Doug Smith	LOLB	Mel Owens
RG	Dennis Harrah	LILB	Jim Collins
RT	Jackie Slater	RILB	Carl Ekern
TE	Mike Barber	ROLB	George Andrews
WR	George Farmer	LC	Eric Harris
UB	David Hill	RC	LeRoy Irvin
QB	Vince Ferragamo	FS	Johnnie Johnson
RB	Eric Dickerson	SS	Nolan Cromwell

RUSHING						
Rams	Att	Yds	Avg	LG	TD	
Eric Dickerson	10	16	1.6	4	0	
A.J. Jones	4	28	7.0	19	0	
Barry Redden	2	7	3.5	4	0	
Redskins						
Att	Yds	Avg	LG	TD		
John Riggins	25	119	4.8	16	3	
Joe Washington	5	-2	-0.4	1	0	
Nick Giaquinto	4	9	2.3	3	0	
Reggie Evans	3	4	1.3	4	0	
Otis Wonsley	2	3	1.5	2	0	
Bob Holly	1	-3	-3.0	-3	0	
RECEIVING						
Rams	No	Yds	Avg	LG	TD	
Eric Dickerson	6	9	1.5	3	0	
Mike Guman	5	29	5.8	8	0	
Mike Barber	3	42	14.0	18	0	
Henry Ellard	3	39	13.0	15	0	
Preston Dennard	2	50	25.0	32t	1	
David Hill	1	6	6.0	6	0	
Redskins						
No	Yds	Avg	LG	TD		
Charlie Brown	6	171	28.5	38	0	
Art Monk	4	60	15.0	40t	2	
Don Warren	3	23	7.7	12	0	
Nick Giaquinto	2	17	8.5	11	0	
Alvin Garrett	2	13	6.5	7	0	
Rick Walker	1	14	14.0	14	0	
Joe Washington	1	10	10.0	10	0	
Clint Didier	1	7	7.0	7	0	

INTERCEPTIONS					
Rams	No	Yds	Avg	LG	TD
None					
Redskins					
No	Yds	Avg	LG	TD	
Darrell Green	1	72	72.0	72t	1
Ken Coffey	1	0	0.0	0	0
Anthony Washington	1	0	0.0	0	0

PUNTING							
Rams	No	Yds	Avg	LG	TB	IN20	Bik
John Misko	7	227	33.8	40	0	1	0
Redskins							
No	Yds	Avg	LG	TB	IN20	Bik	
Jeff Hayes	3	84	28.0	29	0	2	0

PUNT RETURNS							
Rams	No	FC	Yds	Avg	LG	TD	
Henry Ellard	1	0	4	4.0	4	0	
Johnnie Johnson	0	2	0	0.0	0	0	
Redskins							
No	FC	Yds	Avg	LG	TD		
Nick Giaquinto	3	3	56	18.7	48	0	

KICKOFF RETURNS					
Rams	No	Yds	Avg	LG	TD
Henry Ellard	7	120	17.1	37	0
Barry Redden	2	22	11.0	13	0
Eric Williams	1	9	9.0	9	0
Redskins					
No	Yds	Avg	LG	TD	
Alvin Garrett	2	47	23.5	38	0

SACKS
Rams: None
Redskins: Rich Milot 1-9, Charles Mann 1-8, Dexter Manley 1-5

PASSING							
Rams	Att	Com	Yds	Tkd/Yd	TD	LG	IN
Vince Ferragamo	43	20	175	3/22	1	32	3
Redskins							
Att	Com	Yds	Tkd/Yd	TD	LG	IN	
Joe Theismann	23	18	302	0/0	2	48	0
Bob Holly	2	2	13	0/0	0	7	0

1983 NFC WILDCARD GAME • RAMS 24, DALLAS 17 TEXAS STADIUM, DALLAS, TX • MONDAY, DECEMBER 26, 1983

RAMS 7 0 7 10-24
Dallas 0 7 3 7-17

RAMS - Hill 18-yard pass from Ferrago (Lansford kick)
DAL - Hill 14-yard pass from White (Septien kick)
DAL - FG Septien 41
RAMS - Dennard 16-yard pass from Ferragamo (Lansford kick)
RAMS - Farmer 8-yard pass from Ferragamo (Lansford kick)
RAMS - FG Lansford 20
DAL - Cosbie 2-yard pass from White (Septien kick)
PAID ATT -- 63,536

	RAMS	'BOYS
First Downs	19	24
Rushing	5	4
Passing	11	20
Penalty	3	0
Third Down Efficiency	4-13-31%	7-15-47%
Fourth Down Efficiency	0-1-0%	2-2-100%
Total Net Yards	243	363
Total Offensive Plays	63	76
Avg. Gain Per Play	3.5	4.8
Rushes-Yards	30-94	20-63
Avg. Gain Per Rush	3.1	3.2
Net Passing Yards	149	300
Att-Comp-Int	31-16-0	53-32-3
Avg. Gain Per Pass	4.5	5.3
Sacks Allowed-Yards	2-14	3-30
Punts-Avg	6-37.3	5-31.4
Penalties-Yards	4-18	6-40
Fumbles-Lost	0-0	2-1
Time of Possession		28:35
31:25		

RAMS STARTERS			
WR	Preston Dennard	LE	Jack Youngblood
LT	Bill Bain	NT	Greg Meisner
LG	Kent Hill	RE	Reggie Doss
C	Doug Smith	LOLB	Mel Owens
RG	Dennis Harrah	LILB	Jim Collins
RT	Jackie Slater	RILB	Carl Ekern
TE	Mike Barber	ROLB	George Andrews
WR	George Farmer	LC	Eric Harris
UB	Mike Guman	RC	LeRoy Irvin
QB	Vince Ferragamo	FS	Johnnie Johnson
RB	Eric Dickerson	SS	Nolan Cromwell

RUSHING						
Rams	Att	Yds	Avg	LG	TD	
Eric Dickerson	23	99	3.4	20	0	
Barry Redden	3	5	1.7	2	0	
Vince Ferragamo	4	-10	-2.5	-2	0	
Cowboys						
Att	Yds	Avg	LG	TD		
Tony Dorsett	17	59	3.5	11	0	
Ron Springs	2	4	2.0	3	0	
Danny White	1	0	0.0	0	0	
RECEIVING						
Rams	No	Yds	Avg	LG	TD	
George Farmer	5	47	9.4	18t	1	
Preston Dennard	4	44	11.0	16t	1	
Mike Barber	2	20	10.0	11	0	
David Hill	2	19	8.5	18t	1	
Eric Dickerson	2	11	5.5	8	0	
Henry Ellard	1	22	22.0	22	0	
Cowboys						
No	Yds	Avg	LG	TD		
Tony Hill	9	115	12.8	23	1	
Ron Springs	6	38	6.3	12	0	
Doug Cosbie	6	62	10.3	22	1	
Tony Dorsett	4	12	3.0	6	0	
Butch Johnson	3	20	6.7	12	0	
Drew Pearson	2	49	24.5	30	0	
Timmy Newsome	2	25	12.5	15	0	
Billy Joe DuPree	1	9	9.0	9	0	

INTERCEPTIONS					
Rams	No	Yds	Avg	LG	TD
LeRoy Irvin	1	94	94.0	94	0
Jim Collins	1	12	12.0	12	0
Mel Owens	1	5	5.0	5	0
Cowboys					
No	Yds	Avg	LG	TD	
None					

PUNTING							
Rams	No	Yds	Avg	LG	TB	IN20	Bik
John Misko	6	224	37.3	41	0	1	0
Cowboys							
No	Yds	Avg	LG	TB	IN20	Bik	
Danny White	5	157	31.4	40	0	1	0

PUNT RETURNS							
Rams	No	FC	Yds	Avg	LG	TD	
Henry Ellard	1	1	7	7.0	7	0	
Johnnie Johnson	1	0	3	3.0	3	0	
Cowboys							
No	FC	Yds	Avg	LG	TD		
Gary Allen	4	0	16	4.0	16	0	

KICKOFF RETURNS					
Rams	No	Yds	Avg	LG	TD
Henry Ellard	2	37	18.5	20	0
Mike Guman	1	9	9.0	9	0
Cowboys					
No	Yds	Avg	LG	TD	
Ron Fellows	4	68	17.0	33	0
Ron Springs	1	12	12.0	12	0

SACKS
Rams: Gary Jeter 1-11, Charles DeJurnett 1-10, Mel Owens 1-9
Cowboys: Bill Bates 1-8, Ed Jones 1-6

PASSING							
Rams	Att	Com	Yds	Tkd/Yd	TD	LG	IN
Vince Ferragamo	30	15	162	2/14	3	22	0
Eric Dickerson	1	1	1	0/0	0	1	0
Cowboys							
Att	Com	Yds	Tkd/Yd	TD	LG	IN	
Danny White	53	32	330	3/30	2	30	3

1980 NFC WILDCARD GAME • DALLAS 34, RAMS 13
TEXAS STADIUM, DALLAS, TX • SUNDAY, DECEMBER 28 1980

RAMS 6 7 0 0-13
 Dallas 3 10 14 7-34

DAL - FG Septien 28
 RAMS - Thomas 1-yard run (kick blocked)
 DAL - FG Septien 29
 RAMS - Dennard 21-yard pass from Ferragamo (Corral kick)
 DAL - Dorsett 12-yard run (Septien kick)
 DAL - Dorsett 10-yard pass from White (Septien kick)
 DAL - Johnson 35-yard pass from White (Septien kick)
 DAL - Pearson 11-yard pass from White (Septien kick)
 PAID ATT -- 63,052

	RAMS	BOYS
First Downs	15	29
Rushing	6	19
Passing	7	9
Penalty	2	1
Third Down Efficiency	7-14-50%	8-12-67%
Total Net Yards	260	528
Total Offensive Plays	55	71
Avg. Gain Per Play	4.7	7.4
Rushes-Yards	24-92	46-338
Avg. Gain Per Rush	3.8	7.3
Net Passing Yards	168	190
Att-Comp-Int	30-14-3	25-12-3
Avg. Gain Per Pass	5.4	7.6
Sacks Allowed-Yards	1-7	0-0
Punts-Avg	6-39.3	2-44.5
Penalties-Yards	5-50	11-79
Fumbles-Lost	1-0	2-0
Time of Possession	21:49	38:11

RUSHING					
	Att	Yds	Avg	LG	TD
Rams					
Jewell Thomas	14	48	3.4	12	1
Cullen Bryant	10	44	4.4	14	0
Cowboys					
Tony Dorsett	22	160	7.3	23	1
Ron Springs	4	58	14.5	32	0
Robert Newhouse	11	46	4.2	16	0
James Jones	5	38	7.6	22	0
Timmy Newsome	2	34	17.0	19	0
Danny White	2	2	1.0	2	0

RECEIVING					
	No	Yds	Avg	LG	TD
Rams					
Preston Dennard	6	117	19.5	32	1
Jewell Thomas	3	26	8.7	20	0
Terry Nelson	1	12	12.0	12	0
Billy Waddy	1	9	9.0	9	0
Cullen Bryant	2	7	3.5	5	0
Mike Guman	1	5	5.0	5	0
Cowboys					
Drew Pearson	4	60	15.0	19	1
Tony Dorsett	3	28	9.3	15	1
Jay Saldi	2	52	26.0	37	0
Butch Johnson	1	35	35.0	35	1
Tony Hill	1	8	8.0	8	0
Billy Joe DuPree	1	7	7.0	7	0

INTERCEPTIONS					
	No	Yds	Avg	LG	TD
Rams					
Nolan Cromwell	1	44	44.0	44	0
Lucious Smith	1	7	7.0	7	0
LeRoy Irvin	1	0	0.0	0	0
Cowboys					
Aaron Mitchell	1	12	12.0	12	0
Steve Wilson	1	8	8.0	8	0
Dextor Clinkscale	1	2	2.0	2	0

PUNTING					
	No	Yds	Avg	LG	TB
Rams					
Frank Corral	6	236	39.3	43	0
Cowboys					
Danny White	2	89	44.5	47	0

PUNT RETURNS					
	No	FC	Yds	Avg	LG
Rams					
LeRoy Irvin	1	0	2	2.0	2
Cowboys					
James Jones	5	0	81	16.2	43

KICKOFF RETURNS					
	No	Yds	Avg	LG	TD
Rams					
Drew Hill	5	110	22.0	27	0
Lucious Smith	1	10	10.0	10	0
Cowboys					
James Jones	3	72	24.0	33	0

SACKS
 Rams: None
 Cowboys: Bruce Thornton 1-7

RAMS STARTERS

WR	Preston Dennard	LE	Jack Youngblood
LT	Doug France	LDT	Cody Jones
LG	Kent Hill	RDT	Larry Brooks
C	Rich Saul	RE	Fred Dryer
RG	Dennis Harrah	LLB	Jim Youngblood
RT	Jackie Slater	MLB	Jack Reynolds
TE	Victor Hicks	RLB	George Andrews
WR	Billy Waddy	LC	LeRoy Irvin
QB	Vince Ferragamo	RC	Rod Perry
HB	Jewell Thomas	SS	Johnnie Johnson
FB	Cullen Bryant	FS	Nolan Cromwell

PASSING					
	Att	Com	Yds	Tkd/Yd	TD
Rams					
Vince Ferragamo	30	14	176	1/7	3
Cowboys					
Danny White	25	12	190	0/0	3



SUPER BOWL XIV • PITTSBURGH 31, RAMS 19
ROSE BOWL, PASADENA, CA • SUNDAY, JANUARY 20, 1980



RAMS 7 6 6 0-19
 Pittsburgh 3 7 7 14-31

PIT - FG Bahr 41
 RAMS - Bryant 1-yard run (Corral kick)
 PIT - Harris 1-yard run (Bahr kick)
 RAMS - FG Corral 31
 RAMS - FG Corral 45
 PIT - Swann 47-yard pass from Bradshaw (Bahr kick)
 RAMS - Smith 24-yard pass from McCutcheon (kick failed)
 PIT - Stallworth 73-yard pass from Bradshaw (Bahr kick)
 PIT - Harris 1-yard run (Bahr kick)
 PAID ATT -- 103,985

	RAMS	STEELERS
First Downs	16	19
Rushing	6	8
Passing	9	10
Penalty	1	1
Third Down Efficiency	6-16-38%	9-14-64%
Total Net Yards	301	393
Total Offensive Plays	59	58
Avg. Gain Per Play	5.1	6.8
Rushes-Yards	29-107	37-84
Avg. Gain Per Rush	3.7	2.3
Net Passing Yards	194	309
Att-Comp-Int	26-16-1	21-14-3
Avg. Gain Per Pass	6.5	14.7
Sacks Allowed-Yards	4-42	0-0
Punts-Avg	5-44.0	2-42.5
Penalties-Yards	2-26	6-65
Fumbles-Lost	0-0	0-0
Time of Possession	29:30	30:30

RUSHING					
	Att	Yds	Avg	LG	TD
Rams					
Wendell Tyler	17	60	3.5	39	0
Cullen Bryant	6	30	5.0	14	1
Lawrence McCutcheon	5	10	2.0	6	0
Vince Ferragamo	1	7	7.0	7	0
Steelers					
Franco Harris	20	46	2.3	12	2
Rocky Bleier	10	25	2.5	9	0
Terry Bradshaw	3	9	3.0	6	0
Sidney Thornton	4	4	1.0	5	0

RECEIVING					
	No	Yds	Avg	LG	TD
Rams					
Billy Waddy	3	75	25.0	50	0
Preston Dennard	2	32	16.0	24	0
Drew Hill	1	28	28.0	28	0
Ron Smith	1	24	24.0	24	1
Cullen Bryant	3	21	7.0	12	0
Wendell Tyler	3	20	6.7	12	0
Terry Nelson	2	20	10.0	14	0
Lawrence McCutcheon	1	16	16.0	16	0
Steelers					
Lynn Swann	5	79	15.8	47	1
John Stallworth	3	121	40.3	73	1
Franco Harris	3	66	22.0	13	0
Sidney Thornton	1	22	22.0	22	0
Bennie Cunningham	2	21	10.5	13	0

INTERCEPTIONS					
	No	Yds	Avg	LG	TD
Rams					
Dave Elmendorf	1	10	10.0	10	0
Eddie Brown	1	6	6.0	6	0
Pat Thomas (lat.)	0	6	0.0	6	0
Rod Perry	1	-1	-1.0	-1	0
Steelers					
Jack Lambert	1	16	16.0	16	0

PUNTING					
	No	Yds	Avg	LG	TB
Rams					
Ken Clark	5	220	44.0	59	0
Steelers					
Craig Colquitt	2	85	42.5	50	1

PUNT RETURNS					
	No	FC	Yds	Avg	LG
Rams					
Eddie Brown	1	0	4	4.0	4
Steelers					
Theo Bell	2	0	17	8.5	11
Jim Smith	2	0	14	7.0	7

KICKOFF RETURNS					
	No	Yds	Avg	LG	TD
Rams					
Eddie Hill	3	47	15.7	27	0
Jim Jodet	2	32	16.0	16	0
George Andrews	1	0	0.0	0	0
Steelers					
Larry Anderson	5	162	32.4	45	0

SACKS
 Rams: None
 Steelers: John Banaszak 1-14, Robin Cole 1-10, J.T. Thomas 1-10, Steve Furness 1-8

RAMS STARTERS

WR	Billy Waddy	LE	Jack Youngblood
LT	Doug France	LDT	Mike Fanning
LG	Kent Hill	RDT	Larry Brooks
C	Rich Saul	RE	Fred Dryer
RG	Dennis Harrah	LLB	Jim Youngblood
RT	Jackie Slater	MLB	Jack Reynolds
TE	Terry Nelson	RLB	Bob Brudzinski
WR	Preston Dennard	LC	Pat Thomas
QB	Vince Ferragamo	RC	Rod Perry
RB	Wendell Tyler	SS	Dave Elmendorf
RB	Cullen Bryant	FS	Nolan Cromwell

PASSING					
	Att	Com	Yds	Tkd/Yd	TD
Rams					
Vince Ferragamo	25	15	212	4/42	1
Lawrence McCutcheon	1	1	24	0/0	0
Steelers					
Terry Bradshaw	21	14	309	0/0	3

1979 NFC CHAMPIONSHIP GAME • RAMS 9, TAMPA BAY 0
TAMPA STADIUM, TAMPA, FL • SUNDAY, JANUARY 6, 1980

RAMS 0 6 0 3 -9
 Tampa Bay 0 0 0 0-0

RAMS - FG Corral 19
 RAMS - FG Corral 21
 RAMS - FG Corral 23
 PAID ATT -- 72,033

	RAMS	BUCS
First Downs	23	7
Rushing	13	4
Passing	8	3
Penalty	2	0
Third Down Efficiency	5-16-31%	3-17-18%
Total Net Yards	369	177
Total Offensive Plays	77	54
Avg. Gain Per Play	4.8	3.3
Rushes-Yards	53-216	26-92
Avg. Gain Per Rush	4.1	3.5
Net Passing Yards	153	85
Att-Comp-Int	23-12-0	27-5-1
Avg. Gain Per Pass	6.4	3.0
Sacks Allowed-Yards	1-10	1-11
Punts-Avg	5-37.2	8-37.1
Penalties-Yards	3-20	4-45
Fumbles-Lost	1-1	1-0
Time of Possession	37:49	22:11

RUSHING					
Rams	Att	Yds	Avg	LG	TD
Wendell Tyler	28	86	3.1	15	0
Cullen Bryant	18	106	5.9	12	0
Lawrence McCutcheon	6	26	4.3	13	0
Vince Ferragamo	1	-2	-2.0	-2	0
Buccaneers	Att	Yds	Avg	LG	TD
Ricky Bell	20	59	3.0	10	0
Jerry Eckwood	2	5	2.5	3	0
Johnny Davis	2	4	2.0	5	0
Larry Mucker	1	24	24.0	24	0
Mike Rae	1	0	0.0	0	0

RECEIVING					
Rams	No	Yds	Avg	LG	TD
Preston Dennard	3	56	18.7	35	0
Cullen Bryant	4	39	9.8	16	0
Charlie Young	3	39	13.0	22	0
Terry Nelson	1	15	15.0	15	0
Wendell Tyler	1	14	14.0	14	0
Buccaneers	No	Yds	Avg	LG	TD
Isaac Hagins	2	42	21.0	25	0
Larry Mucker	1	42	42.0	42	0
Ricky Bell	2	12	6.0	42	0

INTERCEPTIONS					
Rams	No	Yds	Avg	LG	TD
Jim Youngblood	1	10	10.0	10	0
Buccaneers	No	Yds	Avg	LG	TD
None					

PUNTING							
Rams	No	Yds	Avg	LG	TB	IN20	Bik
Ken Clark	5	186	37.2	52	2	0	0
Buccaneers	No	Yds	Avg	LG	TB	IN20	Bik
Tom Blanchard	8	297	37.1	53	0	0	0

PUNT RETURNS					
Rams	No	FC	Yds	Avg	LG
TD					
Eddie Brown	6	1	67	11.2	37
Buccaneers	No	FC	Yds	Avg	LG
Danny Reece	2	0	14	7.0	7
Cecil Johnson	1	0	0	0.0	0

KICKOFF RETURNS					
Rams	No	Yds	Avg	LG	TD
Eddie Hill	1	27	27.0	27	0
Buccaneers	No	Yds	Avg	LG	TD
Isaac Hagins	4	106	26.5	31	0

SACKS
 Rams: Mike Fanning 1-11
 Buccaneers: Mark Cotney 1-10

RAMS STARTERS

WR Billy Waddy	LE Jack Youngblood
LT Doug France	LDT Mike Fanning
LG Kent Hill	RDT Larry Brooks
C Rich Saul	RE Fred Dryer
RG Dennis Harrah	LLB Jim Youngblood
RT Jackie Slater	MLB Jack Reynolds
TE Terry Nelson	RLB Bob Brudzinski
WR Preston Dennard	LC Pat Thomas
QB Vince Ferragamo	RC Rod Perry
RB Wendell Tyler	SS Dave Elmendorf
RB Cullen Bryant	FS Nolan Cromwell

PASSING					
Rams	Att	Com	Yds	Tkd/Yd	IN
Vince Ferragamo	23	12	163	1/10	0
Buccaneers	Att	Com	Yds	Tkd/Yd	IN
Doug Williams	13	2	12	0/0	1
Mike Rae	13	2	42	1/11	0
Jerry Eckwood	1	1	42	0/0	0

1979 NFC DIVISIONAL PLAYOFF GAME • RAMS 21, DALLAS 19
TEXAS STADIUM, DALLAS, TX • SUNDAY, DECEMBER 30, 1979

RAMS 0 14 0 7-21
 Dallas 2 3 7 7-19

DAL - White tackles Ferragamo in endzone for safety
 RAMS - Tyler 20-yard pass from Ferragamo (Corral kick)
 DAL - FG Septien 33
 RAMS - Smith 43-yard pass from Ferragamo (Corral kick)
 DAL - Springs 1-yard run (Septien kick)
 DAL - Saldi 2-yard pass from Staubach (Septien kick)
 RAMS - Waddy 50-yard pass from Ferragamo (Corral kick)
 PAID ATT -- 64,792

	RAMS	'BOYS
First Downs	16	16
Rushing	8	8
Passing	7	7
Penalty	1	1
Third Down Efficiency	5-14-36%	5-16-31%
Total Net Yards	361	280
Total Offensive Plays	61	64
Avg. Gain Per Play	5.9	4.4
Rushes-Yards	39-159	34-156
Avg. Gain Per Rush	4.1	4.6
Net Passing Yards	202	124
Att-Comp-Int	21-9-2	29-12-1
Avg. Gain Per Pass	9.2	4.1
Sacks Allowed-Yards	1-8	1-0
Punts-Avg	5-40.6	8-36.8
Penalties-Yards	6-44	7-55
Fumbles-Lost	0-0	0-0
Time of Possession	31:18	28:42

RUSHING					
Rams	Att	Yds	Avg	LG	TD
Wendell Tyler	19	82	4.3	35	0
Cullen Bryant	17	67	3.9	10	0
Nolan Cromwell	1	7	7.0	7	0
Billy Waddy	1	3	3.0	3	0
Vince Ferragamo	1	0	0.0	0	0
Cowboys	Att	Yds	Avg	LG	TD
Tony Dorsett	19	87	4.6	26	0
Billy Joe DuPree	1	27	27.0	27	0
Robert Newhouse	7	21	3.0	6	0
Ron Springs	5	20	4.0	15	1
Roger Staubach	1	3	3.0	3	0
Preston Pearson	1	-2	-2.0	-2	0

RECEIVING					
Rams	No	Yds	Avg	LG	TD
Billy Waddy	3	97	32.3	50t	1
Ron Smith	2	55	27.5	43t	1
Wendell Tyler	2	40	20.0	32t	1
Preston Dennard	1	15	15.0	15	0
Cullen Bryant	1	3	3.0	3	0
Cowboys	No	Yds	Avg	LG	TD
Drew Pearson	4	87	21.8	29	0
Billy Joe DuPree	2	26	13.0	17	0
Jay Saldi	2	17	8.5	15	1
Preston Pearson	2	15	7.5	10	0
Butch Johnson	1	3	3.0	3	0
Ron Springs	1	2	2.0	2	0
Tony Hill	1	0	0.0	0	0

INTERCEPTIONS					
Rams	No	Yds	Avg	LG	TD
Eddie Brown	1	21	21.0	21	0
Cowboys	No	Yds	Avg	LG	TD
Cliff Harris	1	22	22.0	22	0
Dennis Thurman	1	18	18.0	18	0

PUNTING							
Rams	No	Yds	Avg	LG	TB	IN20	Bik
Ken Clark	5	203	40.6	44	1	0	0
Cowboys	No	Yds	Avg	LG	TB	IN20	Bik
Danny White	8	295	36.8	44	1	3	0

PUNT RETURNS					
Rams	No	FC	Yds	Avg	LG
Eddie Brown	3	1	17	5.7	10
Cowboys	No	FC	Yds	Avg	LG
Steve Wilson	1	2	8	8.0	8
Wade Manning	1	0	2	2.0	2

KICKOFF RETURNS					
Rams	No	Yds	Avg	LG	TD
Eddie Hill	3	64	21.3	23	0
Jim Jodat	1	12	12.0	12	0
Cowboys	No	Yds	Avg	LG	TD
Ron Springs	3	61	20.3	30	0
Steve Wilson	1	18	18.0	18	0

SACKS
 Rams: Jack Youngblood 1-0
 Cowboys: Randy White 1-8

RAMS STARTERS

WR Billy Waddy	LE Jack Youngblood
LT Doug France	LDT Mike Fanning
LG Kent Hill	RDT Larry Brooks
C Rich Saul	RE Fred Dryer
RG Dennis Harrah	LLB Jim Youngblood
RT Jackie Slater	MLB Jack Reynolds
TE Terry Nelson	RLB Bob Brudzinski
WR Preston Dennard	LC Dwayne O'Steen
QB Vince Ferragamo	RC Rod Perry
RB Wendell Tyler	SS Dave Elmendorf
RB Cullen Bryant	FS Nolan Cromwell

PASSING					
Rams	Att	Com	Yds	Tkd/Yd	IN
Vince Ferragamo	21	9	210	1/8	2
Cowboys	Att	Com	Yds	Tkd/Yd	IN
Roger Staubach	28	12	124	1/0	1
Ron Springs	1	0	0	0/0	0

1978 NFC CHAMPIONSHIP GAME • DALLAS 28, RAMS 0
LOS ANGELES COLISEUM, LOS ANGELES, CA • SUNDAY, JANUARY 7, 1979

RAMS 0 0 0 0 -0
Dallas 0 0 7 21-28

DAL - Dorsett 5-yard run (Septien kick)
DAL - Laidlaw 4-yard pass from Staubach (Septien kick)
DAL - DuPree 11-yard pass from Staubach (Septien kick)
DAL - Henderson 68-yard interception return (Septien kick)
PAID ATT -- 67,470

	BOYS	RAMS
First Downs	16	15
Rushing	7	3
Passing	7	11
Penalty	2	1
Third Down Efficiency	3-11-27%	5-15-33%
Total Net Yards	235	277
Total Offensive Plays	61	69
Avg. Gain Per Play	3.9	4.0
Rushes-Yards	33-126	31-81
Avg. Gain Per Rush	3.8	2.6
Net Passing Yards	109	196
Att-Comp-Int	25-13-2	35-14-5
Avg. Gain Per Pass	3.9	5.2
Sacks Allowed-Yards	3-17	3-10
Punts-Avg	8-35.0	5-39.0
Penalties-Yards	10-85	5-40
Fumbles-Lost	2-1	3-2
Time of Possession	31:11	28:49

RAMS STARTERS

WR	Willie Miller	LE	Jack Youngblood
LT	Doug France	LDT	Cody Jones
LG	Tom Mack	RDT	Mike Fanning
C	Rich Saul	RE	Fred Dryer
RG	Dennis Harrah	LLB	Jim Youngblood
RT	John Williams	MLB	Jack Reynolds
TE	Terry Nelson	RLB	Bob Brudzinski
WR	Ron Jessie	LC	Pat Thomas
QB	Pat Haden	RC	Rod Perry
RB	Cullen Bryant	SS	Dave Elmendorf
FB	John Cappelletti	FS	Bill Simpson

RUSHING

Cowboys	Att	Yds	Avg	LG	TD
Tony Dorsett	17	101	5.9	53	1
Scott Laidlaw	10	20	2.0	4	0
Roger Staubach	3	7	2.3	11	0
Robert Newhouse	1	4	2.0	4	0
Billy Joe DuPree	1	3	3.0	3	0
Jackie Smith	1	-9	-9.0	-9	0
Rams	Att	Yds	Avg	LG	TD
Cullen Bryant	20	52	2.6	11	0
Pat Haden	2	20	10.0	18	0
John Cappelletti	3	19	6.3	10	0
Rod Phillips	3	2	0.7	2	0
Jim Jodat	2	-5	-2.5	0	0
Billy Waddy	1	-7	-7.0	-7	0

RECEIVING

Cowboys	No	Yds	Avg	LG	TD
Billy Joe DuPree	3	48	16.0	23	1
Butch Johnson	2	19	9.5	12	0
Drew Pearson	2	19	9.5	17	0
Tony Dorsett	2	15	7.5	9	0
Preston Pearson	2	12	6.0	17	0
Tony Hill	1	9	9.0	9	0
Scott Laidlaw	1	4	4.0	4	0
Rams	No	Yds	Avg	LG	TD
Ron Jessie	4	42	10.5	14	0
Willie Miller	3	96	32.0	65	0
Billy Waddy	2	23	11.5	14	0
Cullen Bryant	2	2	1.0	3	0
Dwight Scales	1	18	18.0	18	0
John Cappelletti	1	15	15.0	15	0
Terry Nelson	1	10	10.0	10	0

INTERCEPTIONS

Cowboys	No	Yds	Avg	LG	TD
Charlie Waters	2	49	24.5	29	0
Thomas Henderson	1	68	68.0	68t	1
Cliff Harris	1	5	5.0	5	0
Randy Hughes	1	1	1.0	1	0
Rams	No	Yds	Avg	LG	TD
Nolan Cromwell	1	0	0.0	0	0
Pat Thomas	1	0	0.0	0	0

PUNTING

Cowboys	No	Yds	Avg	LG	TB	IN20	Blk
Danny White	4	280	35.0	48	1	3	0
Rams	No	Yds	Avg	LG	TB	IN20	Blk
Glen Walker	5	195	39.0	50	0	0	0

PUNT RETURNS

Cowboys	No	FC	Yds	Avg	LG	TD
Butch Johnson	4	0	40	10.0	14	0
Tony Hill	0	1	0	0.0	0	0
Rams	No	FC	Yds	Avg	LG	TD
Jackie Wallace	2	0	22	11.0	23	0

KICKOFF RETURNS

Cowboys	No	Yds	Avg	LG	TD
None					
Rams	No	Yds	Avg	LG	TD
Jim Jodat	3	59	19.7	25	0
Larry Marshall	2	47	23.5	24	0

SACKS

Cowboys: Dave Stalls 1-9, Harvey Martin 1-1, Thomas Henderson 0.5-0, Charlie Waters 0.5-0
Rams: Mike Fanning 1-9, Jack Youngblood 1-1, Dave Elmendorf 0.5-3.5, Cody Jones 0.5-3.5

PASSING

Cowboys	Att	Com	Yds	Tkd/Yd	TD	LG	IN
Roger Staubach	25	13	126	3/17	2	23	2
Rams	Att	Com	Yds	Tkd/Yd	TD	LG	IN
Pat Haden	19	7	76	2/1	0	15	3
Vince Ferragamo	16	7	130	1/9	0	65	2

1978 NFC DIVISIONAL PLAYOFF GAME • RAMS 34, MINNESOTA 10
LOS ANGELES COLISEUM, LOS ANGELES, CA • SUNDAY, DECEMBER 31, 1978

Minnesota 3 7 0 0-10
RAMS 0 10 14 10-34

MIN - FG Danmeier 42
RAMS - Miller 9-yard pass from Haden (Corral kick)
RAMS - FG Corral 43
MIN - Rashad 1-yard pass from Tarkenton (Danmeier kick)
RAMS - Bryant 3-yard run (Corral kick)
RAMS - Jessie 27-yard pass from Haden (Corral kick)
RAMS - FG Corral 28
RAMS - Jodat 3-yard run (Corral kick)
PAID ATT -- 70,436

	VIKINGS	RAMS
First Downs	12	25
Rushing	2	13
Passing	10	12
Penalty	0	0
Third Down Efficiency	4-14-29%	11-18-61%
Total Net Yards	244	409
Total Offensive Plays	55	77
Avg. Gain Per Play	4.4	5.3
Rushes-Yards	16-36	48-200
Avg. Gain Per Rush	2.3	4.2
Net Passing Yards	208	209
Att-Comp-Int	38-18-2	29-15-1
Avg. Gain Per Pass	5.3	7.2
Sacks Allowed-Yards	1-11	0-0
Punts-Avg	6-41.3	4-31.0
Penalties-Yards	2-12	4-35
Fumbles-Lost	2-0	1-0
Time of Possession	35:35	24:25

RAMS STARTERS

WR	Willie Miller	LE	Jack Youngblood
LT	Doug France	LDT	Cody Jones
LG	Tom Mack	RDT	Larry Brooks
C	Rich Saul	RE	Fred Dryer
RG	Dennis Harrah	LLB	Jim Youngblood
RT	John Williams	MLB	Jack Reynolds
TE	Terry Nelson	RLB	Bob Brudzinski
WR	Ron Jessie	LC	Pat Thomas
QB	Pat Haden	RC	Rod Perry
RB	Cullen Bryant	SS	Dave Elmendorf
FB	John Cappelletti	FS	Bill Simpson

RUSHING

Vikings	Att	Yds	Avg	LG	TD
Chuck Foreman	13	31	2.4	8	0
Mark Kellar	2	7	3.5	4	0
Fran Tarkenton	1	-2	-2.0	-2	0
Rams	Att	Yds	Avg	LG	TD
Cullen Bryant	27	100	3.7	17	1
John Cappelletti	10	44	4.4	14	0
Anthony Davis	4	17	4.3	7	0
Pat Haden	2	15	7.5	15	0
Rod Phillips	2	10	5.0	6	0
Billy Waddy	1	9	9.0	9	0
Jim Jodat	1	3	3.0	3	0
Terry Nelson	1	2	2.0	2	0

RECEIVING

Vikings	No	Yds	Avg	LG	TD
Ahmad Rashad	7	84	12.0	31	1
Rickey Young	4	49	12.3	24	0
Bob Tucker	4	48	12.0	21	0
Chuck Foreman	3	38	12.7	20	0
Rams	No	Yds	Avg	LG	TD
Ron Jessie	6	108	18.0	29	1
Charlie Young	2	30	15.0	15	0
Willie Miller	2	29	14.5	20	1
Cullen Bryant	2	13	6.5	8	0
Terry Nelson	1	13	13.0	13	0
Billy Waddy	1	10	10.0	10	0
John Cappelletti	1	6	6.0	6	0

INTERCEPTIONS

Vikings	No	Yds	Avg	LG	TD
Bobby Bryant	1	0	0.0	0	0
Wally Hilgenberg	0	11	11.0	11	0
Rams	No	Yds	Avg	LG	TD
Bill Simpson	2	17	8.5	17	0

PUNTING

Vikings	No	Yds	Avg	LG	TB	IN20	Blk
Greg Coleman	6	248	41.3	49	0	1	0
Rams	No	Yds	Avg	LG	TB	IN20	Blk
Glen Walker	3	124	41.3	48	0	2	0
TEAM	1	0	0.0	0	0	0	0

PUNT RETURNS

Vikings	No	FC	Yds	Avg	LG	TD
Kevin Miller	2	0	-1	-0.5	1	0
Rams	No	FC	Yds	Avg	LG	TD
Jackie Wallace	5	0	71	14.2	21	0
Billy Waddy	1	0	11	11.0	11	0

KICKOFF RETURNS

Vikings	No	Yds	Avg	LG	TD
Robert Miller	4	92	23.0	27	0
Brent McClanahan	1	18	18.0	18	0
Harry Washington	1	16	16.0	16	0
Rams	No	Yds	Avg	LG	TD
Jim Jodat	3	58	19.3	28	0

SACKS

Vikings: None
Rams: Cody Jones 1-11

PASSING

Vikings	Att	Com	Yds	Tkd/Yd	TD	LG	IN
Fran Tarkenton	27	18	219	1/11	1	31	2
Chuck Foreman	1	0	0	0/0	0	0	0
Rams	Att	Com	Yds	Tkd/Yd	TD	LG	IN
Pat Haden	29	15	209	0/0	2	29	1

1977 NFC DIVISIONAL PLAYOFF GAME • MINNESOTA 14, RAMS 7
LOS ANGELES COLISEUM, LOS ANGELES, CA • MONDAY, DECEMBER 26, 1977

Minnesota 7 0 0 7 - 14
 RAMS 0 0 0 7 - 7

MIN - Foreman 5-yard run (Cox kick)
 MIN - Johnson 1-yard run (Cox kick)
 RAMS - H. Jackson 1-yard pass from Haden (Septien kick)
 PAID ATT -- 70,203

	VIKES	RAMS
First Downs	14	14
Rushing	9	7
Passing	4	6
Penalty	1	1
Third Down Efficiency	7-17-41%	7-18-39%
Total Net Yards	189	267
Total Offensive Plays	60	62
Avg. Gain Per Play	3.2	4.3
Rushes-Yards	49-144	29-149
Avg. Gain Per Rush	2.9	5.1
Net Passing Yards	45	118
Att-Comp-Int	10-5-0	32-14-3
Avg. Gain Per Pass	4.1	3.6
Sacks Allowed-Yards	1-12	1-12
Punts-Avg	8-40.8	5-37.6
Penalties-Yards	7-50	2-15
Fumbles-Lost	1-0	1-0
Time of Possession		34:21
25:39		

RUSHING						
Vikings	Att	Yds	Avg	LG	TD	
Chuck Foreman	31	101	3.3	11	1	
Robert Miller	12	52	4.3	8	0	
Sam Johnson	3	1	0.3	1t	1	
Bob Lee	3	-10	-3.3	-3	0	
Rams	Att	Yds	Avg	LG	TD	
Lawrence McCutcheon	16	102	6.4	27	0	
Pat Haden	3	27	9.0	13	0	
John Cappelletti	7	11	1.6	6	0	
Rod Phillips	1	9	9.0	9	0	
Terry Nelson	1	0	0.0	0	0	
Wendell Tyler	1	0	0.0	0	0	

RECEIVING						
Vikings	No	Yds	Avg	LG	TD	
Ahmad Rashad	2	37	18.5	25	0	
Robert Miller	2	14	7.0	7	0	
Chuck Foreman	1	6	6.0	6	0	
Rams	No	Yds	Avg	LG	TD	
Terry Nelson	5	85	17.0	24	0	
Harold Jackson	3	21	7.0	16	1	
Lawrence McCutcheon	2	15	7.5	13	0	
Rod Phillips	2	0	0.0	6	0	
Billy Waddy	1	5	5.0	5	0	
John Cappelletti	1	4	4.0	4	0	

INTERCEPTIONS						
Vikings	No	Yds	Avg	LG	TD	
Paul Krause	1	14	14.0	14	0	
Jeff Wright	1	3	3.0	3	0	
Nate Allen	1	0	0.0	0	0	
Rams	No	Yds	Avg	LG	TD	
None						

PUNTING						
Vikings	No	Yds	Avg	LG	TB	IN20
Neil Clabo	8	326	40.8	57	2	0
Rams	No	Yds	Avg	LG	TB	IN20
Glen Walker	5	188	37.6	51	0	1

PUNT RETURNS						
Vikings	No	FC	Yds	Avg	LG	TD
Manfred Moore	2	1	30	15.0	21	0
Rams	No	FC	Yds	Avg	LG	TD
Billy Waddy	3	0	17	5.7	7	0
Cullen Bryant	1	0	19	19.0	19	0
Dwight Scales	1	0	-2	-2.0	-2	0

KICKOFF RETURNS						
Vikings	No	Yds	Avg	LG	TD	
Manfred Moore	1	25	25.0	25	0	
Rams	No	Yds	Avg	LG	TD	
Wendell Tyler	2	43	21.5	27	0	

SACKS
 Vikings: Alan Page 1-12
 Rams: Cody Jones 1-12

RAMS STARTERS

WR	Harold Jackson	LE	Jack Youngblood
LT	Doug France	LDT	Cody Jones
LG	Tom Mack	RDT	Larry Brooks
C	Rich Saul	RE	Fred Dryer
RG	Greg Horton	LLB	Jim Youngblood
RT	John Williams	MLB	Jack Reynolds
TE	Terry Nelson	RLB	Isiah Robertson
WR	Billy Waddy	LC	Pat Thomas
QB	Pat Haden	RC	Monte Jackson
RB	Lawrence McCutcheon	SS	Dave Elmendorf
RB	John Cappelletti	FS	Nolan Cromwell

PASSING						
Vikings	Att	Com	Yds	Tkd/Yd	TD	LG
Bob Lee	10	5	57	1/12	0	25
Rams	Att	Com	Yds	Tkd/Yd	TD	LG
Pat Haden	32	14	130	1/12	1	24

1976 NFC CHAMPIONSHIP GAME • MINNESOTA 24, RAMS 13
METROPOLITAN STADIUM, BLOOMINGTON, MN • SUNDAY, DECEMBER 26, 1976

RAMS 0 0 13 0 - 13
 Minnesota 7 3 7 7 - 24

MIN - Bryant 90-yard blocked FG return (Cox kick)
 MIN - FG Cox 25
 MIN - Foreman 1-yard run (Cox kick)
 RAMS - McCutcheon 10-yard run (kick failed)
 RAMS - H. Jackson 5-yard pass from Haden (Dempsey kick)
 MIN - S. Johnson 12-yard run (Cox kick)
 PAID ATT -- 48,379

	RAMS	VIKES
First Downs	21	13
Rushing	14	6
Passing	7	7
Penalty	0	0
Third Down Efficiency	4-13-31%	3-14-21%
Fourth Down Efficiency	0-1-0%	0-0-0%
Total Net Yards	336	267
Total Offensive Plays	71	60
Avg. Gain Per Play	4.7	4.5
Rushes-Yards	46-193	29-158
Avg. Gain Per Rush	4.2	5.4
Net Passing Yards	143	109
Att-Comp-Int	22-9-2	27-12-1
Avg. Gain Per Pass	5.7	3.5
Sacks Allowed-Yards	3-18	4-34
Punts-Avg	7-29.4	8-35.1
Penalties-Yards	3-33	4-32
Fumbles-Lost	4-2	1-1

RUSHING						
Rams	Att	Yds	Avg	LG	TD	
Lawrence McCutcheon	26	128	4.9	15	1	
John Cappelletti	16	59	3.7	11	0	
Ron Jessie	1	3	3.0	3	0	
Pat Haden	3	3	1.0	5	0	
Vikings	Att	Yds	Avg	LG	TD	
Chuck Foreman	15	118	7.9	62	1	
Robert Miller	10	28	2.8	9	0	
Sammy Johnson	2	12	6.0	12t	1	
Brent McClellan	1	2	2.0	2	0	
Fran Tarkenton	1	-2	-2.0	-2	0	

RECEIVING						
Rams	No	Yds	Avg	LG	TD	
Harold Jackson	4	70	17.5	40	1	
Ron Jessie	2	60	30.0	41	0	
Lawrence McCutcheon	2	18	9.0	14	0	
John Cappelletti	1	13	13.0	13	0	
Vikings	No	Yds	Avg	LG	TD	
Chuck Foreman	5	81	16.2	57	0	
Ahmad Rashad	3	28	9.3	14	0	
Robert Miller	3	24	8.0	13	0	
Bob Grim	1	10	10.0	10	0	

INTERCEPTIONS						
Rams	No	Yds	Avg	LG	TD	
Monte Jackson	1	0	0.0	0	0	
Vikings	No	Yds	Avg	LG	TD	
Bobby Bryant	2	17	8.5	17	0	

PUNTING						
Rams	No	Yds	Avg	LG	TB	IN20
Rusty Jackson	7	206	29.4	46	0	0
Vikings	No	Yds	Avg	LG	TB	IN20
Neil Clabo	8	281	35.1	48	0	1

PUNT RETURNS						
Rams	No	FC	Yds	Avg	LG	TD
Cullen Bryant	4	0	31	7.8	17	0
Jim Bertelsen	3	0	19	6.3	14	0
Vikings	No	FC	Yds	Avg	LG	TD
Leonard Willis	3	0	20	6.7	9	0

KICKOFF RETURNS						
Rams	No	Yds	Avg	LG	TD	
Tom Geredine	3	50	16.7	20	0	
Cullen Bryant	1	21	21.0	21	0	
Rob Scribner	1	8	8.0	8	0	
Vikings	No	Yds	Avg	LG	TD	
Leonard Willis	3	69	23.0	33	0	

SACKS
 Rams: Jack Youngblood 1.0, Larry Brooks 1.0, Fred Dryer 1.0
 Vikings: Carl Eller 2.0, Mark Mullaney 1.0

RAMS STARTERS

WR	Harold Jackson	LE	Jack Youngblood
LT	Doug France	LDT	Merlin Olsen
LG	Tom Mack	RDT	Larry Brooks
C	Rich Saul	RE	Fred Dryer
RG	Dennis Harrah	LLB	Jim Youngblood
RT	John Williams	MLB	Jack Reynolds
TE	Bob Klein	RLB	Isiah Robertson
WR	Ron Jessie	LC	Rod Perry
QB	Pat Haden	RC	Monte Jackson
FB	John Cappelletti	LS	Dave Elmendorf
RB	Lawrence McCutcheon	RS	Bill Simpson

PASSING						
Rams	Att	Com	Yds	Tkd/Yd	TD	LG
Pat Haden	22	9	161	3/18	1	44
Vikings	Att	Com	Yds	Tkd/Yd	TD	LG
Fran Tarkenton	27	12	143	4/34	0	57

1976 NFC DIVISIONAL PLAYOFF GAME • RAMS 14, DALLAS 12
TEXAS STADIUM, DALLAS, TX • SUNDAY, DECEMBER 19, 1976

RAMS 0 7 0 7 - 14
 Dallas 3 7 0 2 - 12

DAL - FG Herrera 44
 RAMS - Haden 4-yard run (Dempsey kick)
 DAL - Laidlaw 1-yard run (Herrera kick)
 RAMS - McCutcheon 1-yard run (Dempsey kick)
 DAL - Jensen tackled R. Jackson Jensen in end zone for safety
 PAID ATT -- 63,283

	RAMS	'BOYS
First Downs	17	14
Rushing	6	4
Passing	8	9
Penalty	3	1
Third Down Efficiency	5-16-31%	5-17-29%
Total Net Yards	250	211
Total Offensive Plays	73	69
Avg. Gain Per Play	3.4	3.0
Rushes-Yards	49-120	28-85
Avg. Gain Per Rush	2.4	3.0
Net Passing Yards	130	126
Att-Comp-Int	21-10-3	37-15-3
Avg. Gain Per Pass	5.4	3.0
Sacks Allowed-Yards	3-22	4-24
Punts-Avg	9-28.1	6-38.6
Penalties-Yards	8-94	6-34
Fumbles-Lost	0-0	3-1

RAMS STARTERS

WR	Harold Jackson	LE	Jack Youngblood
LT	Doug France	LDT	Merlin Olsen
LG	Tom Mack	RDT	Larry Brooks
C	Rich Saul	RE	Fred Dryer
RG	Dennis Harrah	LLB	Jim Youngblood
RT	John Williams	MLB	Jack Reynolds
TE	Bob Klein	RLB	Isiah Robertson
WR	Ron Jessie	LC	Rod Perry
QB	Pat Haden	RC	Monte Jackson
RB	Lawrence McCutcheon	LS	Dave Elmendorf
FB	John Cappelletti	RS	Bill Simpson

RUSHING						
Rams	Att	Yds	Avg	LG	TD	
Lawrence McCutcheon	21	58	2.8	6	1	
John Cappelletti	19	54	2.8	16	0	
Pat Haden	8	16	2.0	6	1	
Rusty Jackson	1	-8	-8.0	-8	0	
Cowboys	Att	Yds	Avg	LG	TD	
Preston Pearson	13	43	3.3	15	0	
Timmy Newhouse	9	25	2.8	6	0	
Roger Staubach	2	8	4.0	9	0	
Drew Pearson	1	4	4.0	4	0	
Doug Dennison	1	3	3.0	3	0	
Scott Laidlaw	2	2	1.0	1t	1	

RECEIVING						
Rams	No	Yds	Avg	LG	TD	
Harold Jackson	6	116	19.3	42	0	
John Cappelletti	2	15	7.5	11	0	
Bob Klein	1	12	12.0	12	0	
Lawrence McCutcheon	1	9	9.0	9	0	
Cowboys	No	Yds	Avg	LG	TD	
Preston Pearson	6	41	6.8	13	0	
Drew Pearson	3	38	12.7	22	0	
Billy Joe DuPree	3	34	11.3	18	0	
Timmy Newhouse	2	19	9.5	14	0	
Butch Johnson	1	18	18.0	18	0	

INTERCEPTIONS						
Rams	No	Yds	Avg	LG	TD	
Isiah Robertson	1	15	15.0	15	0	
Dave Elmendorf	1	5	5.0	5	0	
Monte Jackson	1	0	0.0	0	0	
Cowboys	No	Yds	Avg	LG	TD	
Benny Barnes	2	0	0.0	0	0	
Charlie Waters	1	9	9.0	9	0	

PUNTING						
Rams	No	Yds	Avg	LG	TB	IN20
Rusty Jackson	7	253	36.1	50	0	1
Cowboys	No	Yds	Avg	LG	TB	IN20
Danny White	6	232	38.6	52	1	1

PUNT RETURNS						
Rams	No	FC	Yds	Avg	LG	TD
Cullen Bryant	2	0	23	11.5	17	0
Jim Bertelsen	0	2	0	0.0	0	0
Cowboys	No	FC	Yds	Avg	LG	TD
Butch Johnson	4	1	64	16.0	44	0

KICKOFF RETURNS						
Rams	No	Yds	Avg	LG	TD	
Cullen Bryant	2	45	22.5	28	0	
Tom Geredine	1	26	26.0	26	0	
Cowboys	No	Yds	Avg	LG	TD	
Butch Johnson	2	44	22.0	16	0	

SACKS

Rams: Merlin Olsen 2.0, Jack Youngblood 1.0, Larry Brooks 1.0
Cowboys: Larry Cole 1.0, Ed Jones 1.0, Harvey Martin 1.0

PASSING								
Rams	Att	Com	Yds	Tkd/Yd	TD	LG	IN	
Pat Haden	21	10	152	3/22	0	42	3	
Cowboys	Att	Com	Yds	Tkd/Yd	TD	LG	IN	
Roger Staubach	37	15	150	4/24	0	22	3	

1975 NFC CHAMPIONSHIP GAME • DALLAS 37, RAMS 7
LOS ANGELES COLISEUM, LOS ANGELES, CA • SUNDAY, JANUARY 4, 1976

Dallas 7 14 13 3 - 37
 RAMS 0 0 0 7 - 7

DAL - P. Pearson 18-yard pass from Staubach (Fritsch kick)
 DAL - Richards 4-yard pass from Staubach (Fritsch kick)
 DAL - P. Pearson 15-yard pass from Staubach (Fritsch kick)
 DAL - P. Pearson 19-yard pass from Staubach (Fritsch kick)
 DAL - FG Fritsch 40
 DAL - FG Fritsch 26
 RAMS - Cappelletti 1-yard run (Dempsey kick)
 DAL - FG Fritsch 26
 PAID ATT -- 88,919

	'BOYS	RAMS
First Downs	24	9
Rushing	8	1
Passing	15	7
Penalty	1	1
Third Down Efficiency	10-18-55%	2-10-20%
Total Net Yards	441	118
Total Offensive Plays	78	45
Avg. Gain Per Play	5.7	2.6
Rushes-Yards	50-195	16-22
Avg. Gain Per Rush	3.9	1.4
Net Passing Yards	246	96
Att-Comp-Int	28-18-1	24-11-3
Avg. Gain Per Pass	8.8	3.3
Sacks Allowed-Yards	0-0	5-51
Punts-Avg	4-34.8	7-35.4
Penalties-Yards	5-59	4-25
Fumbles-Lost	1-0	1-0

RAMS STARTERS

WR	Harold Jackson	LE	Jack Youngblood
LT	Charlie Cowan	LDT	Merlin Olsen
LG	Tom Mack	RDT	Cody Jones
C	Rich Saul	RE	Fred Dryer
RG	Joe Scibelli	LLB	Ken Geddes
RT	John Williams	MLB	Jack Reynolds
TE	Terry Nelson	RLB	Isiah Robertson
WR	Ron Jessie	LC	Eddie McMillan
QB	James Harris	RC	Monte Jackson
RB	Cullen Bryant	LS	Dave Elmendorf
RB	Lawrence McCutcheon	RS	Bill Simpson

RUSHING						
Cowboys	Att	Yds	Avg	LG	TD	
Timmy Newhouse	16	64	4.0	12	0	
Roger Staubach	7	54	7.7	15	0	
Doug Dennison	13	35	2.7	14	0	
Preston Pearson	7	20	2.9	7	0	
Charles Young	6	17	2.8	5	0	
Jean Fugett	1	5	5.0	5	0	
Rams	Att	Yds	Avg	LG	TD	
Ron Jaworski	2	12	6.0	7	0	
Lawrence McCutcheon	11	10	0.9	6	0	
John Cappelletti	1	1	1.0	1	0	
Rob Scribner	1	1	1.0	1	0	
Cullen Bryant	1	-2	-2.0	2	0	

RECEIVING						
Cowboys	No	Yds	Avg	LG	TD	
Preston Pearson	7	123	17.6	27	3	
Drew Pearson	5	46	9.2	13	0	
Golden Richards	2	46	23.0	42	1	
Jean Fugett	2	5	2.5	3	0	
Charles Young	1	15	15.0	15	0	
Doug Dennison	1	11	11.0	11	0	
Rams	No	Yds	Avg	LG	TD	
Ron Jessie	4	52	13.0	18	0	
Lawrence McCutcheon	3	39	13.0	14	0	
Terry Nelson	3	28	9.3	12	0	
Cullen Bryant	1	28	28.0	28	0	

INTERCEPTIONS						
Cowboys	No	Yds	Avg	LG	TD	
D.D. Lewis	2	20	10.0	12	0	
Cliff Harris	1	22	22.0	22	0	
Rams	No	Yds	Avg	LG	TD	
Bill Simpson	1	37	37.0	37	0	

PUNTING						
Cowboys	No	Yds	Avg	LG	O/B	DN
Mitch Hoopes	4	139	34.8	43	1	0
Rams	No	Yds	Avg	LG	O/B	DN
Duane Carrell	7	248	35.4	45	1	1

PUNT RETURNS						
Cowboys	No	FC	Yds	Avg	LG	TD
Golden Richards	3	1	17	5.7	9	0
Cliff Harris	1	0	9	9.0	9	0
Rams	No	FC	Yds	Avg	LG	TD
Rob Scribner	2	0	3	1.5	2	0
Dave Elmendorf	0	1	0	0.0	0	0

KICKOFF RETURNS						
Cowboys	No	Yds	Avg	LG	TD	
Doug Dennison	2	47	23.5	26	0	
Rams	No	Yds	Avg	LG	TD	
Willie McGee	5	103	20.6	26	0	
Cullen Bryant	2	49	24.5	27	0	
Ron Jessie	1	15	15.0	15	0	

SACKS

Rams: None
Cowboys: Bill Gregory 1.0, Ed Jones 1.0, Harvey Martin 1.0, Jethro Pugh 1.0, Larry White 1.0

PASSING								
Cowboys	Att	Com	Yds	Tkd/Yd	TD	LG	IN	
Roger Staubach	26	16	220	0/0	4	42	1	
Clint Longley	2	2	26	0/0	0	15	0	
Rams	Att	Com	Yds	Tkd/Yd	TD	LG	IN	
Ron Jaworski	22	11	147	5/51	0	28	2	
James Harris	2	0	0	0/0	0	0	1	

1975 NFC DIVISIONAL PLAYOFF GAME • RAMS 35, ST. LOUIS 23
LOS ANGELES, LOS ANGELES, CA • SATURDAY, DECEMBER 27, 1975

St. Louis 0 9 7 7 - 23
RAMS 14 14 0 7 - 35

RAMS - Jaworski 5-yard run (Dempsey kick)
RAMS - Jack Youngblood 47-yard interception return (Dempsey kick)
RAMS - Simpson 65-yard interception return (Dempsey kick)
STL - Otis 3-yard run (kick failed)
RAMS - H. Jackson 66-yard pass from Jaworski (Dempsey kick)
STL - FG Bakken 39
STL Gray 11-yard pass from Hart (Bakken kick)
RAMS - Jessie 2-yard fumble recovery (Dempsey kick)
STL - Jones 3-yard run (Bakken kick)
PAID ATT -- 73,459

	CARDS	RAMS
First Downs	22	17
Rushing	5	5
Passing	16	10
Penalty	1	2
Third Down Efficiency	6-14-43%	5-12-42%
Total Net Yards	363	440
Total Offensive Plays	70	73
Avg. Gain Per Play	5.2	6.0
Rushes-Yards	27-95	50-237
Avg. Gain Per Rush	3.5	4.7
Net Passing Yards	268	203
Att-Comp-Int	41-22-3	23-12-0
Avg. Gain Per Pass	6.2	8.8
Sacks Allowed-Yards	2-23	0-0
Punts-Avg	6-42.7	5-31.6
Penalties-Yards	6-70	5-38
Fumbles-Lost	3-2	5-3

RAMS STARTERS

WR	Harold Jackson	LE	Jack Youngblood
LT	Doug France	LDT	Merlin Olsen
LG	Tom Mack	RDT	Cody Jones
C	Rich Saul	RE	Fred Dryer
RG	Joe Scibelli	LLB	Ken Geddes
RT	John Williams	MLB	Jack Reynolds
TE	Terry Nelson	RLB	Isiah Robertson
WR	Ron Jessie	LC	Eddie McMillan
QB	Ron Jaworski	RC	Monte Jackson
RB	Cullen Bryant	LS	Dave Elmendorf
RB	Lawrence McCutcheon	RS	Bill Simpson

RUSHING						
Cardinals	Att	Yds	Avg	LG	TD	
Jim Otis	12	38	3.2	6	1	
Steve Jones	6	28	4.7	15	1	
Terry Metcalf	8	27	3.4	8	0	
Jerry Latin	1	2	2.0	2	0	
Rams	Att	Yds	Avg	LG	TD	
Lawrence McCutcheon	37	202	5.5	12	0	
Rob Scribner	4	16	4.0	7	0	
Cullen Bryant	3	12	4.0	8	0	
Ron Jaworski	6	7	1.2	5	1	

RECEIVING						
Cardinals	No	Yds	Avg	LG	TD	
Terry Metcalf	6	94	15.7	34	0	
Jim Otis	4	52	13.0	21	0	
Mel Gray	3	52	17.3	23	1	
Ike Harris	2	33	16.5	22	0	
Jerry Latin	2	23	11.5	12	0	
Steve Jones	2	19	9.5	11	0	
J.V. Cain	2	17	8.5	11	0	
Jackie Smith	1	1	1.0	1	0	
Rams	No	Yds	Avg	LG	TD	
Ron Jessie	4	52	13.0	16	0	
Lawrence McCutcheon	3	8	2.7	11	0	
Harold Jackson	2	84	42.0	66t	1	
Cullen Bryant	2	26	13.0	14	0	
Terry Nelson	1	33	33.0	33	0	

INTERCEPTIONS						
Cardinals	No	Yds	Avg	LG	TD	
None						
Rams	No	Yds	Avg	LG	TD	
Bill Simpson	6	83	41.5	65t	1	
Jack Youngblood	1	47	47.0	47t	1	

PUNTING						
Cardinals	No	Yds	Avg	LG	O/B	DN
Jeff West	6	256	42.7	53	1	0
Rams	No	Yds	Avg	LG	O/B	DN
Duane Carrell	5	158	31.6	40	2	0

PUNT RETURNS						
Cardinals	No	FC	Yds	Avg	LG	TD
Terry Metcalf	2	0	6	3.0	3	0
Rams	No	FC	Yds	Avg	LG	TD
Dave Elmendorf	2	2	12	6.0	12	0
Rob Scribner	1	0	7	7.0	7	0

KICKOFF RETURNS						
Cardinals	No	Yds	Avg	LG	TD	
Terry Metcalf	3	105	35.0	67	0	
Gary Hammond	2	36	18.0	18	0	
Dwayne Crump	1	28	28.0	28	0	
Jerry Latin	1	22	22.0	22	0	
Rams	No	Yds	Avg	LG	TD	
Cullen Bryant	3	61	20.3	22	0	
Ron Jessie	1	17	17.0	17	0	
Dave Elmendorf	1	12	12.0	12	0	

SACKS

Cardinals: None
Rams: Jack Youngblood 1.0, Fred Dryer 1.0

PASSING							
Cardinals	Att	Com	Yds	Tkd/Yd	TD	LG	IN
Jim Hart	41	22	291	2/23	1	34	3
Rams	Att	Com	Yds	Tkd/Yd	TD	LG	IN
Ron Jaworski	23	12	203	0/0	1	66t	0

1974 NFC CHAMPIONSHIP GAME • MINNESOTA 14, RAMS 10
METROPOLITAN STADIUM, BLOOMINGTON, MN • SUNDAY, DECEMBER 29, 1974

RAMS 0 3 0 7-10
Minnesota 0 7 0 7-14

MIN - Lash 29-yard pass from Tarkenton (Cox kick)
RAMS - FG Ray 27
MIN - Osborn 1-yard run (Cox kick)
RAMS - Jackson 44-yard pass from Harris (Ray kick)
PAID ATT -- 48,444

	RAMS	VIKES
First Downs	15	18
Rushing	5	9
Passing	10	7
Penalty	0	2
Third Down Efficiency	5-13-38%	7-16-44%
Total Net Yards	340	269
Total Offensive Plays	58	69
Avg. Gain Per Play	5.9	3.9
Rushes-Yards	33-121	47-164
Avg. Gain Per Rush	3.7	3.5
Net Passing Yards	219	105
Att-Comp-Int	23-13-2	20-10-1
Avg. Gain Per Pass	8.8	4.8
Sacks Allowed-Yards	2-29	2-18
Punts-Avg	5-43.8	6-39.2
Penalties-Yards	7-70	2-20
Fumbles-Lost	3-3	5-3

RAMS STARTERS

WR	Harold Jackson	LE	Jack Youngblood
LT	Charlie Cowan	LDT	Merlin Olsen
LG	Tom Mack	RDT	Larry Brooks
C	Ken Iman	RE	Fred Dryer
RG	Joe Scibelli	LLB	Ken Geddes
RT	John Williams	MLB	Jack Reynolds
TE	Bob Klein	RLB	Isiah Robertson
WR	Jack Snow	LC	Charlie Stukes
QB	James Harris	RC	Al Clark
RB	Jim Bertelsen	LS	Dave Elmendorf
RB	Lawrence McCutcheon	RS	Bill Simpson

RUSHING						
Rams	Att	Yds	Avg	LG	TD	
Jim Bertelsen	14	65	4.6	11	0	
Lawrence McCutcheon	12	32	2.7	6	0	
James Harris	3	17	5.7	8	0	
John Cappelletti	3	8	2.7	5	0	
Tony Baker	1	-1	-1.0	-1	0	
Vikings	Att	Yds	Avg	LG	TD	
Chuck Foreman	22	80	3.6	18	0	
Dave Osborn	20	76	3.8	11	1	
Fran Tarkenton	4	5	1.3	3	0	
Ed Marinaro	1	3	3.0	3	0	

RECEIVING						
Rams	No	Yds	Avg	LG	TD	
Jim Bertelsen	5	53	10.6	13	0	
Harold Jackson	3	139	46.3	73	1	
Lawrence McCutcheon	2	22	11.0	17	0	
Jack Snow	1	19	19.0	19	0	
Bob Klein	1	10	10.0	10	0	
John Cappelletti	1	5	5.0	5	0	
Vikings	No	Yds	Avg	LG	TD	
Stu Voigt	4	43	10.8	16	0	
Jim Lash	2	40	20.0	29t	1	
John Gilliam	2	33	16.5	18	0	
Ed Marinaro	1	6	6.0	6	0	
Dave Osborn	1	1	1.0	1	0	

INTERCEPTIONS						
Rams	No	Yds	Avg	LG	TD	
Charlie Stukes	1	0	0.0	0	0	
Vikings	No	Yds	Avg	LG	TD	
Randy Polt	1	16	16.0	16	0	
Wally Hilgenberg	1	0	0.0	0	0	

PUNTING						
Rams	No	Yds	Avg	LG		
Mike Burke	5	219	43.8	49		
Vikings	No	Yds	Avg	LG		
Mike Eischied	6	235	39.2	55		

PUNT RETURNS						
Rams	No	FC	Yds	Avg	LG	TD
Cullen Bryant	3	0	18	6.0	10	0
Rob Scribner	1	0	1	1.0	1	0
Jim Bertelsen	1	0	0	0.0	0	0
Vikings	No	FC	Yds	Avg	LG	TD
Sam McCullum	3	0	20	6.7	8	0
Nate Wright	1	0	3	3.0	3	0

KICKOFF RETURNS						
Rams	No	Yds	Avg	LG	TD	
Cullen Bryant	3	57	19.0	25	0	
Vikings	No	Yds	Avg	LG	TD	
Brent McClanahan	2	55	27.5	32	0	
Sam McCullum	1	23	23.0	23	0	

SACKS

Cardinals: Jack Youngblood 1.0, Fred Dryer 1.0
Vikings: Carl Eller 0.5, Doug Sutherland 0.5, Bob Luresma 0.3, Jim Marshall 0.3, Allen Page 0.3

PASSING							
Rams	Att	Com	Yds	Tkd/Yd	TD	LG	IN
James Harris	23	13	248	2/29	1	73	2
Vikings	Att	Com	Yds	Tkd/Yd	TD	LG	IN
Fran Tarkenton	20	10	123	2/18	1	29t	1

1974 NFC DIVISIONAL PLAYOFF GAME • RAMS 19, WASHINGTON 10
LOS ANGELES COLISEUM, LOS ANGELES, CA • SUNDAY, DECEMBER 22, 1974

Washington 3 7 0 0-10
RAMS 7 0 3 9-19

RAMS - Klein 10-yard pass from Harris (Ray kick)
WAS - FG Bragg 35
WAS - Denson 1-yard run (Bragg kick)
RAMS - FG Ray 37
RAMS - FG Ray 26
RAMS - Robertson 59-yard interception return (pass failed)
PAID ATT -- 77,925

	'SKINS	RAMS
First Downs	13	14
Rushing	4	8
Passing	7	6
Penalty	2	0
Third Down Efficiency	7-16-44%	6-18-33%
Total Net Yards	218	223
Total Offensive Plays	58	66
Avg. Gain Per Play	3.8	3.4
Rushes-Yards	27-49	42-131
Avg. Gain Per Rush	1.8	3.1
Net Passing Yards	169	95
Att-Comp-Int	30-13-3	24-8-2
Avg. Gain Per Pass	5.5	4.0
Sacks Allowed-Yards	1-8	0-0
Punts-Avg	5-45.2	5-43.0
Penalties-Yards	1-5	5-49
Fumbles-Lost	.3-3	2-0

RAMS STARTERS

WR	Harold Jackson	LE	Jack Youngblood
LT	Charlie Cowan	LDT	Merlin Olsen
LG	Tom Mack	RDT	Larry Brooks
C	Ken Iman	RE	Fred Dryer
RG	Joe Scibelli	LLB	Ken Geddes
RT	John Williams	MLB	Jack Reynolds
TE	Bob Klein	RLB	Isiah Robertson
WR	Jack Snow	LC	Charlie Stukes
QB	James Harris	RC	Al Clark
RB	Jim Bertelsen	LS	Dave Elmendorf
RB	Lawrence McCutcheon	RS	Bill Simpson

RUSHING						
Redskins	Att	Yds	Avg	LG	TD	
Larry Brown	18	39	2.2	9	0	
Billy Kilmer	2	5	2.5	5	0	
Moses Denson	7	5	0.7	2	1	
Rams	Att	Yds	Avg	LG	TD	
Lawrence McCutcheon	26	71	2.7	11	0	
Jim Bertelsen	6	34	5.7	10	0	
James Harris	6	17	2.8	8	0	
John Cappelletti	1	5	5.0	5	0	
Rob Scribner	1	2	2.0	2	0	
Tony Baker	2	2	1.0	2	0	

RECEIVING						
Redskins	No	Yds	Avg	LG	TD	
Charley Taylor	4	79	19.8	41	0	
Charles Evans	4	31	7.8	19	0	
John Smith	2	35	17.5	20	0	
Moses Denson	2	17	8.5	9	0	
Frank Grant	1	15	15.0	15	0	
Rams	No	Yds	Avg	LG	TD	
Harold Jackson	2	35	17.5	22	0	
Bob Klein	2	23	11.5	13	1	
Lawrence McCutcheon	2	20	10.0	15	0	
Pat Curran	1	12	12.0	12	0	
Jim Bertelsen	1	5	5.0	5	0	

INTERCEPTIONS						
Redskins	No	Yds	Avg	LG	TD	
Pat Fischer	1	17	17.0	17	0	
Ken Stone	1	7	7.0	7	0	
Rams	No	Yds	Avg	LG	TD	
Isiah Robertson	1	59	59.0	59t	1	
Jack Reynolds	1	12	12.0	12	0	
Bill Simpson	1	0	0.0	0	0	

PUNTING						
Redskins	No	Yds	Avg	LG	O/B	DN
Mike Bragg	5	226	45.2	58	1	0
Rams	No	Yds	Avg	LG	O/B	DN
Mike Burke	5	215	43.0	46	0	0

PUNT RETURNS						
Redskins	No	FC	Yds	Avg	LG	TD
Joe Theismann	4	0	22	5.5	12	0
Larry Jones	1	0	9	9.0	9	0
Rams	No	FC	Yds	Avg	LG	TD
Jim Bertelsen	1	0	10	10.0	10	0
Cullen Bryant	1	0	6	6.0	6	0

KICKOFF RETURNS						
Redskins	No	Yds	Avg	LG	TD	
Larry Jones	4	76	19.0	34	0	
Doug Cunningham	1	19	19.0	19	0	
Rams	No	Yds	Avg	LG	TD	
Cullen Bryant	3	82	27.3	41	0	

SACKS

Redskins: None
Rams: Merlin Olsen 0.5, Larry Brooks 0.5

PASSING							
Redskins	Att	Com	Yds	Tkd/Yd	TD	LG	IN
Billy Kilmer	18	7	99	0/0	0	41	0
Sonny Jurgensen	12	6	78	1/8	0	27	3
Rams	Att	Com	Yds	Tkd/Yd	TD	LG	IN
James Harris	24	8	95	0/0	1	22	2

1973 NFC DIVISIONAL PLAYOFF GAME • DALLAS 27, RAMS 16
TEXAS STADIUM, DALLAS, TX • SUNDAY, DECEMBER 23, 1973

RAMS 0 6 0 10-16
Dallas 14 3 0 10-27

DAL - Hill 3-yard run (Fritsch kick)
DAL - Pearson 4-yard pass from Staubach (Fritsch kick)
DAL - FG Fritsch 39
RAMS - FG Ray 33
RAMS - FG Ray 37
RAMS - FG Ray 40
RAMS - Baker 5-yard run (Ray kick)
DAL - Pearson 83-yard pass from Staubach (Fritsch kick)
DAL - FG Fritsch 12
PAID ATT -- 63,272

	RAMS	'BOYS
First Downs	11	15
Rushing	5	11
Passing	5	4
Penalty	1	0
Third Down Efficiency	0-14-0%	9-19-47%
Total Net Yards	192	298
Total Offensive Plays	58	68
Avg. Gain Per Play	3.1	4.4
Rushes-Yards	30-93	45-162
Avg. Gain Per Rush	3.1	3.6
Net Passing Yards	99	136
Att-Comp-Int	24-7-1	16-8-2
Avg. Gain Per Pass	3.4	5.8
Sacks Allowed-Yards	5-34	7-44
Punts-Avg	5-43.6	7-46.7
Penalties-Yards	2-20	5-44
Fumbles-Lost	.2-2	2-2

RAMS STARTERS

WR	Harold Jackson	LE	Jack Youngblood
LT	Charlie Cowan	LDT	Merlin Olsen
LG	Tom Mack	RDT	Larry Brooks
C	Ken Iman	RE	Fred Dryer
RG	Joe Scibelli	LLB	Ken Geddes
RT	John Williams	MLB	Jack Reynolds
TE	Bob Klein	RLB	Isiah Robertson
WR	Jack Snow	LC	Charlie Stukes
QB	John Hadl	RC	Eddie McMillan
RB	Jim Bertelsen	LS	Dave Elmendorf
RB	Lawrence McCutcheon	RS	Steve Preece

RUSHING						
Rams	Att	Yds	Avg	LG	TD	
Lawrence McCutcheon	13	48	3.7	12	0	
Jim Bertelsen	12	37	3.1	13	0	
John Hadl	2	10	5.0	6	0	
Tony Baker	1	5	5.0	5t	1	
Larry Smith	2	-7	-3.5	-1	0	
Cowboys	Att	Yds	Avg	LG	TD	
Calvin Hill	25	97	3.9	15	1	
Roger Staubach	4	30	7.5	12	0	
Walt Garrison	10	30	3.0	10	0	
Timmy Newhouse	6	5	0.8	4	0	

RECEIVING						
Rams	No	Yds	Avg	LG	TD	
Jack Snow	3	77	25.7	50	0	
Larry Smith	2	13	6.5	9	0	
Harold Jackson	1	40	40.0	40	0	
Lawrence McCutcheon	1	3	3.0	3	0	
Cowboys	No	Yds	Avg	LG	TD	
Drew Pearson	2	87	43.5	83t	2	
Calvin Hill	2	21	10.5	16	0	
Jean Fugett	1	38	38.0	38	0	
Bob Hayes	1	29	29.0	29	0	
Walt Garrison	1	3	3.0	3	0	
Billy Joe DuPree	1	2	2.0	2	0	

INTERCEPTIONS						
Rams	No	Yds	Avg	LG	TD	
Jack Reynolds	1	4	4.0	4	0	
Dave Elmendorf	1	0	0.0	0	0	
Cowboys	No	Yds	Avg	LG	TD	
Lee Roy Jordan	1	2	2.0	2	0	

PUNTING						
Rams	No	Yds	Avg	LG		
Dave Chapple	5	218	43.6	64		
Cowboys	No	Yds	Avg	LG		
Marv Bateman	7	327	46.7	55		

PUNT RETURNS						
Rams	No	FC	Yds	Avg	LG	TD
Jim Bertelsen	4	0	52	13.0	30	0
Dave Elmendorf	1	0	1	1.0	1	0
Cowboys	No	FC	Yds	Avg	LG	TD
Golden Richards	2	1	3	1.5	2	0

KICKOFF RETURNS						
Rams	No	Yds	Avg	LG	TD	
Rob Scribner	4	106	26.5	35	0	
Al Clark	2	49	24.5	29	0	
Cowboys	No	Yds	Avg	LG	TD	
Charlie Waters	1	23	23.0	23	0	
Cliff Harris	1	19	19.0	19	0	

SACKS

Rams: Jack Youngblood 2.5, Merlin Olsen 2.0, Fred Dryer 1.0, Ken Geddes 1.0, Larry Brooks 0.5
Cowboys: Bill Gregory 1.5, Harvey Martin 1.5, Pugh 1.0, Larry Cole 0.5, Pat Toomay 0.5

PASSING							
Rams	Att	Com	Yds	Tkd/Yd	TD	LG	IN
John Hadl	23	7	133	5/34	0	50	1
Lawrence McCutcheon	1	0	0	0/0	0	0	0
Cowboys	Att	Com	Yds	Tkd/Yd	TD	LG	IN
Roger Staubach	16	8	180	7/44	2	83t	2

1969 PLAYOFF BOWL GAME • RAMS 31, DALLAS 0
ORANGE BOWL, MIAMI, FL • SATURDAY, JANUARY 3, 1970

RAMS 14 0 7 10 - 31
 Cowboys0 0 0 0 - 0

RAMS - Josephson 35-yard pass from Gabriel (Gossett kick)
 RAMS - Snow 67-yard pass from Gabriel (Gossett kick)
 RAMS - Klein 16-yard pass from Gabriel (Gossett kick)
 RAMS - Snow 49-yard pass from Gabriel (Gossett kick)
 RAMS - FG Gossett 42
 PAID ATT -- 31,151

	RAMS	'BOYS
First Downs	13	13
Rushing	4	6
Passing	8	7
Penalty	1	0
Total Net Yards	297	222
Total Offensive Plays	53	60
Avg. Gain Per Play	5.6	3.8
Rushes-Yards	33-78	30-136
Avg. Gain Per Rush	3.4	4.7
Net Passing Yards	219	86
Att-Comp-Int	19-12-1	24-10-2
Avg. Gain Per Pass	10.9	2.9
Sacks Allowed-Yards	1-5	6-50
Punts-Avg	4-42.5	4-44.0
Penalties-Yards	2-39	2-25
Fumbles-Lost	.3-1	2-2

RUSHING						
Rams	Att	Yds	Avg	LG	TD	
Larry Smith	10	29	2.9	6	0	
Pat Studstill	1	22	22.0	22	0	
Dick Bass	6	17	2.8	12	0	
Les Josephson	8	8	1.0	8	0	
Willie Ellison	6	8	1.3	7	0	
Roman Gabriel	2	-6	-3.0	-3	0	
Cowboys	Att	Yds	Avg	LG	TD	
Walt Garrison	9	47	5.2	11	0	
Roger Staubach	6	41	6.8	19	0	
Calvin Hill	8	36	4.5	13	0	
Dan Reeves	5	24	4.8	17	0	
Les Shy	1	-1	-1.0	-1	0	
Craig Morton	1	-11	-11.0	-11	0	

RECEIVING						
Rams	No	Yds	Avg	LG	TD	
Jack Snow	5	144	28.8	67t	2	
Les Josephson	4	55	13.8	35t	1	
Bob Klein	2	23	11.5	16t	1	
Larry Smith	1	2	2.0	2	0	
Cowboys	No	Yds	Avg	LG	TD	
Bob Hayes	3	50	16.7	31	0	
Pettis Norman	2	24	12.0	16	0	
Lance Rentzel	1	25	25.0	25	0	
Calvin Hill	1	17	17.0	17	0	
Dennis Homan	1	16	16.0	16	0	
Walt Garrison	1	4	4.0	4	0	
Claxton Welch	1	0	0.0	0	0	

INTERCEPTIONS						
Rams	No	Yds	Avg	LG	TD	
Richie Petitbon	1	5	5.0	5	0	
Jim Purnell	1	0	0.0	0	0	
Cowboys	No	Yds	Avg	LG	TD	
Otto Brown	1	11	11.0	11	0	

PUNTING				
Rams	No	Yds	Avg	LG
Pat Studstill	4	170	42.5	51
Cowboys	No	Yds	Avg	LG
Ron Widby	4	176	44.0	54

PUNT RETURNS						
Rams	No	FC	Yds	Avg	LG	TD
Alvin Haymond	2	0	18	9.0	9	0
Ron Smith	1	0	19	19.0	19	0
Cowboys	No	FC	Yds	Avg	LG	TD
Mel Renfro	2	1	-1	-1.0	-1	0

KICKOFF RETURNS						
Rams	No	Yds	Avg	LG	TD	
Ron Smith	1	17	17.0	17	0	
Cowboys	No	Yds	Avg	LG	TD	
Richmond Flowers	2	53	26.5	30	0	
Calvin Hill	2	43	21.5	24	0	

RAMS STARTERS

WR	Jack Snow	LE	Deacon Jones
LT	Charlie Cowan	LDT	Merlin Olsen
LG	Tom Mack	RDT	Coy Bacon
C	Ken Iman	RE	Diron Talbert
RG	Mike LaHood	LLB	Jack Pardee
RT	Mitch Johnson	MLB	Doug Woodlief
TE	Billy Truax	RLB	Jim Purnell
WR	Wendell Tucker	LC	Clarence Williams
QB	Roman Gabriel	RC	Jim Nettles
RB	Les Josephson	LS	Richie Petitbon
RB	Larry Smith	RS	Eddie Meador

PASSING								
Rams	Att	Com	Yds	Tkd/Yd	TD	LG	IN	
Roman Gabriel	17	12	224	1/5	4	67t	0	
Les Josephson	1	0	0	0/0	0	0	1	
Karl Sweetan	1	0	0	0/0	0	0	0	
Cowboys	Att	Com	Yds	Tkd/Yd	TD	LG	IN	
Craig Morton	18	9	120	5/42	0	31	1	
Roger Staubach	6	1	16	1/8	0	16	1	

1969 WESTERN CONFERENCE PLAYOFF GAME • MINNESOTA 23, RAMS 20
METROPOLITAN STADIUM, BLOOMINGTON, MN • SATURDAY, DECEMBER 27, 1969

RAMS 7 10 0 3 - 20
 Minnesota 7 0 7 9 - 23

RAMS - Klein 3-yard pass from Gabriel (Gossett kick)
 MIN - Osborn 1-yard run (Cox kick)
 RAMS - FG Gossett 20
 RAMS - Truax 2-yards pass from Gabriel (Gossett kick)
 MIN - Osborn 1-yard run (Cox kick)
 RAMS - FG Gossett 27
 MIN - Kapp 2-yard run (Cox kick)
 MIN - Gabriel tackled in end zone by Eller for safety
 PAID ATT -- 47,900

	RAMS	VIKES
First Downs	19	18
Rushing	10	7
Passing	9	10
Penalty	0	1
Total Net Yards	255	275
Total Offensive Plays	65	50
Avg. Gain Per Play	3.9	5.5
Rushes-Yards	30-126	29-97
Avg. Gain Per Rush	4.2	3.3
Net Passing Yards	129	178
Att-Comp-Int	32-22-1	19-12-2
Avg. Gain Per Pass	3.7	8.4
Sacks Allowed-Yards	3-21	2-18
Punts-Avg	3-36.3	3-39.3
Penalties-Yards	4-37	4-36
Fumbles-Lost	.1-0	3-1

RAMS STARTERS

WR	Jack Snow	LE	Deacon Jones
LT	Charlie Cowan	LDT	Merlin Olsen
LG	Tom Mack	RDT	Coy Bacon
C	Ken Iman	RE	Diron Talbert
RG	Mike LaHood	LLB	Jack Pardee
RT	Bob Brown	MLB	Doug Woodlief
TE	Billy Truax	RLB	Maxie Baughan
WR	Wendell Tucker	LC	Clarence Williams
QB	Roman Gabriel	RC	Jim Nettles
RB	Larry Smith	LS	Richie Petitbon
RB	Les Josephson	RS	Eddie Meador

RUSHING						
Rams	Att	Yds	Avg	LG	TD	
Larry Smith	11	60	5.5	12	0	
Roman Gabriel	4	26	6.5	13	0	
Willie Ellison	4	22	5.5	17	0	
Les Josephson	10	16	1.6	7	0	
Tommy Mason	1	2	2.0	2	0	
Vikings	Att	Yds	Avg	LG	TD	
Joe Kapp	7	42	6.0	15	1	
Dave Osborn	13	30	2.3	12	2	
Bill Brown	8	22	2.7	6	0	
Oscar Reed	1	3	3.0	3	0	

RECEIVING						
Rams	No	Yds	Avg	LG	TD	
Les Josephson	7	41	5.6	13	0	
Larry Smith	6	36	6.0	10	0	
Billy Truax	5	47	9.4	18	1	
Wendell Tucker	3	23	7.7	9	0	
Bob Klein	1	3	3.0	3t	1	
Vikings	No	Yds	Avg	LG	TD	
Gene Washington	4	90	22.5	41	0	
John Henderson	4	68	17.0	24	0	
Bill Brown	2	20	10.0	12	0	
Oscar Reed	2	18	9.0	12	0	

INTERCEPTIONS						
Rams	No	Yds	Avg	LG	TD	
Eddie Meador	1	15	15.0	15	0	
Richie Petitbon	1	4	4.0	4	0	
Vikings	No	Yds	Avg	LG	TD	
Alan Page	1	29	29.0	29	0	

PUNTING				
Rams	No	Yds	Avg	LG
Pat Studstill	3	110	36.3	51
Vikings	No	Yds	Avg	LG
Bob Lee	3	118	39.3	43

PUNT RETURNS						
Rams	No	FC	Yds	Avg	LG	TD
Alvin Haymond	2	0	8	4.0	11	0
Ron Smith	0	1	0	0.0	0	0
Vikings	No	FC	Yds	Avg	LG	TD
Charlie West	1	0	6	6.0	6	0

KICKOFF RETURNS						
Rams	No	Yds	Avg	LG	TD	
Ron Smith	3	47	15.7	18	0	
Alvin Haymond	1	22	22.0	22	0	
Vikings	No	Yds	Avg	LG	TD	
Charlie West	4	93	23.3	28	0	
Bob Grim	1	13	13.0	13	0	
Sammy White	1	5	5.0	5	0	

SACKS

Rams: Coy Bacon 0.5, Merlin Olsen 0.5, Team 1.0
Vikings: Carl Eller 2.0, Jim Marshall 1.0

PASSING								
Rams	Att	Com	Yds	Tkd/Yd	TD	LG	IN	
Roman Gabriel	32	22	150	3/21	2	18	1	
Vikings	Att	Com	Yds	Tkd/Yd	TD	LG	IN	
Joe Kapp	19	12	196	2/18	0	41	2	

1967 PLAYOFF BOWL GAME • RAMS 30, CLEVELAND 6
ORANGE BOWL, MIAMI, FL • SUNDAY, JANUARY 7, 1968

Cleveland 0 0 0 6 -6
 RAMS 10 7 3 10 -11

RAMS - Casey 21-yard pass from Gabriel (Gossett kick)
 RAMS - FG Gossett 41
 RAMS - Truax 2-yard pass from Gabriel (Gossett kick)
 RAMS - FG Gossett 46
 CLE - Kelly 2-yard run (kick blocked)
 RAMS - Ellison 9-yard run (Gossett kick)
 RAMS - FG Gossett 19
 PAID ATT -- 37,102

	BROWNS	RAMS
First Downs	12	21
Rushing	5	10
Passing	7	10
Penalty	0	1
Total Net Yards	205	385
Total Offensive Plays	65	74
Avg. Gain Per Play	3.2	5.2
Rushes-Yards	22-56	37-181
Avg. Gain Per Rush	2.5	4.9
Net Passing Yards	149	204
Att-Comp-Int	38-20-0	34-17-1
Avg. Gain Per Pass	3.9	6.0
Sacks Allowed-Yards	5-40	3-19
Punts-Avg	7-40.1	4-43.0
Penalties-Yards	3-36	5-65
Fumbles-Lost	4-3	2-1

RUSHING					
Browns	Att	Yds	Avg	LG	TD
Leroy Kelly	18	55	3.1	15	1
Larry Conjar	3	2	0.7	2	0
Gary Lane	1	-1	-1.0	-1	0
Rams	Att	Yds	Avg	LG	TD
Les Josephson	15	70	4.7	11	0
Dick Bass	13	51	3.9	14	0
Roman Gabriel	4	33	8.2	21	0
Willie Ellison	3	17	5.7	9	0
Tommy Mason	2	10	5.0	7	0

RECEIVING					
Browns	No	Yds	Avg	LG	TD
Paul Warfield	6	75	12.5	34	0
Clifton McNeil	4	21	5.3	10	0
Larry Collins	3	39	13.0	25	0
Larry Conjar	3	20	6.7	8	0
Milt Morin	2	22	11.0	15	0
Nick Pietrosante	1	12	12.0	12	0
Leroy Kelly	1	0	0.0	0	0
Rams	No	Yds	Avg	LG	TD
Bernie Casey	6	82	13.7	22	1
Les Josephson	4	41	10.3	15	0
Tommy Mason	3	58	19.3	43	0
Billy Truax	2	13	6.5	11	1
Dave Pivec	1	25	25.0	25	0
Jack Snow	1	4	4.0	4	0

INTERCEPTIONS					
Browns	No	Yds	Avg	LG	TD
Bob Matheson	1	1	1.0	2	0
Rams	No	Yds	Avg	LG	TD
None					

PUNTING					
Browns	No	Yds	Avg	LG	
Gary Collins	7	281	40.1	55	
Rams	No	Yds	Avg	LG	
Jon Kilgore	4	172	43.0	59	

PUNT RETURNS					
Browns	No	Yds	Avg	LG	TD
Ben Davis	1	7	7.0	7	0
Leroy Kelly	1	5	5.0	5	0
Rams	No	Yds	Avg	LG	TD
Eddie Meador	1	6	6.0	6	0
Irv Cross	1	1	1.0	1	0

KICKOFF RETURNS					
Browns	No	Yds	Avg	LG	TD
Ben Davis	2	45	22.5	24	0
Carl Ward	2	31	15.5	18	0
Rams	No	Yds	Avg	LG	TD
None					

RAMS STARTERS

WR	Jack Snow	LE	Deacon Jones
LT	Joe Carollo	LDT	Merlin Olsen
LG	Tom Mack	RDT	Roger Brown
C	Ken Iman	RE	Lamar Lundy
RG	Joe Scibelli	LLB	Jack Pardee
RT	Charlie Cowan	MLB	Myron Pottios
TE	Billy Truax	RLB	Maxie Baughan
WR	Bernie Casey	LC	Clarence Williams
QB	Roman Gabriel	RC	Irv Cross
RB	Les Josephson	LS	Chuck Lamson
RB	Dick Bass	RS	Eddie Meador

PASSING					
Browns	Att	Com	Yds	Tkd/Yd	TD
Frank Ryan	20	8	83	3/21	0
Gary Lane	18	12	106	2/19	0
Rams	Att	Com	Yds	Tkd/Yd	TD
Roman Gabriel	30	17	223	3/19	2
Bill Munson	2	0	0	0/0	0
Les Josephson	1	0	0	0/0	0
Eddie Meador	1	0	0	0/0	0

1967 WESTERN CONFERENCE PLAYOFF GAME • GREEN BAY 28, RAMS 7
MILWAUKEE COUNTY STADIUM, MILWAUKEE, WI • SATURDAY, DECEMBER 23, 1967

RAMS 7 0 0 0 -7
 Green Bay 0 14 7 7-28

RAMS - Casey 29-yard pass from Gabriel (Gossett kick)
 GB - Williams 46-yard run (Chandler kick)
 GB - Dale 17-yard pass from Starr (Chandler kick)
 GB - Mercein 6-yard run (Chandler kick)
 GB - Williams 2-yard run (Chandler kick)
 PAID ATT -- 49,861

	RAMS	PACK
First Downs	12	20
Rushing	2	11
Passing	9	8
Penalty	1	1
Total Net Yards	217	374
Total Offensive Plays	59	68
Avg. Gain Per Play	3.7	5.5
Rushes-Yards	28-75	45-163
Avg. Gain Per Rush	2.7	3.6
Net Passing Yards	142	211
Att-Comp-Int	31-11-1	23-17-1
Avg. Gain Per Pass	4.6	9.2
Sacks Allowed-Yards	5-44	1-11
Punts-Avg	5-32.6	6-39.3
Penalties-Yards	3-25	7-44
Fumbles-Lost	0-0	3-3

RUSHING					
Rams	Att	Yds	Avg	LG	TD
Dick Bass	14	40	2.9	15	0
Les Josephson	9	16	1.8	5	0
Tommy Mason	2	13	6.5	10	0
Roman Gabriel	3	6	2.0	3	0
Packers	Att	Yds	Avg	LG	TD
Travis Williams	18	88	4.9	46	2
Donny Anderson	12	52	4.3	18	0
Chuck Mercien	12	13	1.1	7	1
Bart Starr	2	8	4.0	4	0
Ben Wilson	1	2	2.0	2	0

RECEIVING					
Rams	No	Yds	Avg	LG	TD
Bernie Casey	5	82	16.4	29t	1
Billy Truax	2	45	22.5	31	0
Les Josephson	2	30	15.0	22	0
Jack Snow	1	17	17.0	17	0
Bucky Pope	1	12	12.0	12	0
Packers	No	Yds	Avg	LG	TD
Carroll Dale	6	109	18.2	48	1
Boyd Dowler	3	35	11.7	17	0
Marv Fleming	3	30	10.0	12	0
Donny Anderson	2	30	15.0	25	0
Chuck Mercien	2	10	5.0	5	0
Travis Williams	1	8	8.0	8	0

INTERCEPTIONS					
Rams	No	Yds	Avg	LG	TD
Chuck Lamson	1	24	24.0	24	0
Packers	No	Yds	Avg	LG	TD
Tom Brown	1	20	20.0	20	0

PUNTING					
Rams	No	Yds	Avg	LG	
Jon Kilgore	6	236	39.3	40	
Packers	No	Yds	Avg	LG	
Don Chandler	5	163	32.6	46	

PUNT RETURNS					
Rams	No	FC	Yds	Avg	TD
Eddie Meador	1	2	0	0.0	0
Irv Cross	0	1	0	0.0	0
Packers	No	FC	Yds	Avg	TD
Willie Wood	2	3	5	2.5	0
Tom Brown	1	0	39	39.0	0

KICKOFF RETURNS					
Rams	No	Yds	Avg	LG	TD
Willie Ellison	2	54	27.0	39	0
Irv Cross	1	26	26.0	26	0
Bob Nichols	1	0	0.0	0	0
Packers	No	Yds	Avg	LG	TD
Dave Robinson	1	10	10.0	10	0
Jim Flanigan	1	9	9.0	9	0

RAMS STARTERS

WR	Jack Snow	LE	Deacon Jones
LT	Joe Carollo	LDT	Merlin Olsen
LG	Tom Mack	RDT	Roger Brown
C	Ken Iman	RE	Lamar Lundy
RG	Joe Scibelli	LLB	Jack Pardee
RT	Charlie Cowan	MLB	Myron Pottios
TE	Billy Truax	RLB	Maxie Baughan
WR	Bernie Casey	LC	Clarence Williams
QB	Roman Gabriel	RC	Irv Cross
RB	Dick Bass	LS	Chuck Lamson
RB	Les Josephson	RS	Eddie Meador

PASSING					
Rams	Att	Com	Yds	Tkd/Yd	TD
Roman Gabriel	31	11	186	5/44	1
Packers	Att	Com	Yds	Tkd/Yd	TD
Bart Starr	23	17	222	1/11	1

1955 NFL CHAMPIONSHIP GAME • CLEVELAND 38, RAMS 14
LOS ANGELES COLISEUM, LOS ANGELES, CA • MONDAY, DECEMBER 26, 1955

Cleveland 3 14 14 7-38
 RAMS 0 7 0 7-14

CLE - FG Groza 26
 CLE - Paul 65-yard interception return (Groza kick)
 RAMS - Quinlan 67-yard pas from Van Brocklin (Richter kick)
 CLE - Lavelli 50-yard pass from Graham (Groza kick)
 CLE - Graham 15-yard run (Groza kick)
 CLE - Graham 1-yard run (Groza kick)
 CLE - Renfro 35-yard pass from Graham (Groza kick)
 RAMS - Waller 4-yard run (Richter kick)
 PAID ATT -- 85,693

	BROWNS	RAMS
First Downs	17	17
Rushing	7	8
Passing	10	8
Penalty	0	1
Total Net Yards	371	259
Total Offensive Plays	73	54
Avg. Gain Per Play	5.1	4.8
Rushes-Yards	48-169	26-116
Avg. Gain Per Rush	3.5	4.5
Net Passing Yards	202	143
Att-Comp-Int	25-14-3	28-11-7
Avg. Gain Per Pass	8.1	5.1
Punts-Avg	3-42.7	4-45.0
Penalties-Yards	5-74	2-10
Fumbles-Lost	0-0	1-1

RAMS OFFENSIVE STARTERS

LE Tom Fears
 LT Glen Holtzman
 LG Duane Putnam
 C Bobby Cross
 RG John Hock
 RT Charley Toogood
 RE Elroy Hirsch
 QB Norm Van Brocklin
 LH Ron Waller
 RH Volney Quinlan
 F Dan Towler

RUSHING					
Browns	Att	Yds	Avg	LG	TD
Ed Modzelewski	13	61	4.7	10	0
Maurice Bassett	11	49	4.5	12	0
Fred Morrison	11	33	3.0	5	0
Otto Graham	9	21	2.3	15t	2
Dub Jones	1	3	3.0	3	0
Bob Smith	3	2	0.7	5	0
Rams	Att	Yds	Avg	LG	TD
Dan Towler	14	64	4.6	15	0
Ron Waller	11	48	4.4	13	1
Bill Wade	1	4	4.0	4	0

RECEIVING					
Browns	No	Yds	Avg	LG	TD
Ed Modzelewski	5	34	6.8	14	0
Dante Lavelli	3	95	31.7	50t	1
Ray Renfro	2	49	24.5	35t	1
Dub Jones	1	11	11.0	11	0
Darrel Brewster	1	9	9.0	9	0
Fred Morrison	1	7	7.0	7	0
Maurice Bassett	1	4	4.0	4	0
Rams	No	Yds	Avg	LG	TD
Volney Quinlan	5	116	23.2	67t	1
Ron Waller	3	18	6.0	11	0
Tom Fears	1	16	16.0	16	0
Elroy Hirsch	1	9	9.0	9	0
Dan Towler	1	7	7.0	7	0

INTERCEPTIONS					
Browns	No	Yds	Avg	LG	TD
Ken Konz	2	12	6.0	12	0
Don Paul	1	65	65.0	65t	1
Tommy James	1	11	11.0	11	0
Sam Palumbo	1	10	10.0	10	0
Walt Michaels	1	5	5.0	5	0
Henry Ford	1	0	0.0	0	0
Rams	No	Yds	Avg	LG	TD
Don Burroughs	1	24	24.0	24	0
Larry Morris	1	22	22.0	22	0
Ed Hughes	1	0	0.0	0	0

PUNTING			
Browns	No	Yds	Avg
Horace Gillom	3	128	42.7
Rams	No	Yds	Avg
Norm Van Brocklin	4	180	45.0

PUNT RETURNS					
Browns	No	Yds	Avg	LG	TD
Ken Konz	2	27	13.5	24	0
Don Paul	2	0	0.0	0	0
Rams	No	Yds	Avg	LG	TD
Woodley Lewis	1	9	9.0	9	0

KICKOFF RETURNS					
Browns	No	Yds	Avg	LG	TD
Bob Smith	2	41	20.5	21	0
Don Paul	1	0	0.0	0	0
Rams	No	Yds	Avg	LG	TD
Woodley Lewis	4	127	31.8	43	0
Ron Waller	3	88	29.3	32	0

PASSING							
Browns	Att	Com	Yds	TD	LG	IN	
Otto Graham	25	14	209	2	50t	3	
Rams	Att	Com	Yds	TD	LG	IN	
Norm Van Brocklin	25	11	166	1	67t	6	
Bill Wade	3	0	0	0	0	1	

1955 NFL CONFERENCE PLAYOFF GAME • DETROIT 31, RAMS 21
BRIGGS STADIUM, DETROIT, MI • SUNDAY, DECEMBER 21, 1952

RAMS 0 7 0 14-21
 Detroit 7 7 10 7-31

DET - Harder 12-yard run (Harder kick)
 DET - Harder 3-yard run (Harder kick)
 RAMS - Fears 15-yard pass from Van Brocklin (Waterfield kick)
 DET - Hart 24-yard pass from Walker (Harder kick)
 DET - FG Harder 43
 RAMS - Towler 5-yard run (Waterfield kick)
 RAMS - Smith 57-yard punt return (Waterfield kick)
 DET - Hoernschmeyer 9-yard run (Harder kick)
 PAID ATT -- 47,645

	RAMS	LIONS
First Downs	15	18
Rushing	5	11
Passing	8	7
Penalty	2	0
Total Net Yards	276	360
Total Offensive Plays	57	62
Avg. Gain Per Play	4.8	5.8
Rushes-Yards	29-128	39-173
Avg. Gain Per Rush	4.4	4.4
Net Passing Yards	179	192
Att-Comp-Int	28-18-1	23-11-4
Avg. Gain Per Pass	6.4	8.3
Punts-Avg	6-32.7	5-43.4
Penalties-Yards	2-14	5-35
Fumbles-Lost	0-0	2-2

RAMS STARTERS

LE Tom Fears
 LT Don Simensen
 LG Dick Daugherty
 C Leon McLaughlin
 RG Harry Thompson
 RT Tom Dahms
 RE Elroy Hirsch
 QB Norm Van Brocklin
 LH Dan Towler
 RH Verda Smith
 FB Paul Younger

RUSHING					
Rams	Att	Yds	Avg	LG	TD
Volney Quinlan	6	60	10.0	47	0
Dan Towler	13	54	4.2	17	1
Paul Younger	4	14	3.5	13	0
Jack Myers	2	8	4.0	5	0
Verda Smith	4	-8	-2.0	2	0
Lions	Att	Yds	Avg	LG	TD
Pat Harder	8	72	9.0	20	2
Bob Hoernschmeyer	11	49	4.5	10	1
Doak Walker	7	29	4.1	18	0
Bobby Layne	6	20	3.3	13	0
Jack Christiansen	4	9	2.3	6	0
Ollie Cline	3	-6	-2.0	-2	0

RECEIVING					
Rams	No	Yds	Avg	LG	TD
Tom Fears	7	76	10.9	16	1
Elroy Hirsch	5	46	9.2	11	0
Bob Carey	3	30	10.0	7	0
Jack Myers	2	6	3.0	5	0
Dan Towler	1	21	21.0	21	0
Lions	No	Yds	Avg	LG	TD
Leon Hart	5	86	17.2	24t	1
Doak Walker	2	75	37.5	51	0
Cloyce Box	2	20	10.0	11	0
Pat Harder	1	6	6.0	6	0
Jack Christiansen	1	5	5.0	5	0

INTERCEPTIONS					
Rams	No	Yds	Avg	LG	TD
Norb Hecker	1	20	20.0	20	0
Stan West	1	8	8.0	8	0
Don Paul	1	4	4.0	4	0
Elroy Hirsch	1	0	0.0	0	0
Lions	No	Yds	Avg	LG	TD
LaVern Torgeson	1	0	0.0	0	0

PUNTING					
Rams	No	Yds	Avg	LG	O/B
Norm Van Brocklin	4	147	36.8	50	
1					
Bob Waterfield	2	49	24.5	29	1
Lions	No	Yds	Avg	LG	O/B
Robert Smith	5	217	43.4	5 5	
1					

PUNT RETURNS					
Rams	No	Yds	Avg	LG	TD
Verda Smith	3	72	24.0	57t	1
Woodley Lewis	1	4	4.0	4	0
Lions	No	Yds	Avg	LG	TD
Yale Lary	1	7	7.0	7	0

KICKOFF RETURNS					
Rams	No	Yds	Avg	LG	TD
Woodley Lewis	5	133	26.6	36	0
Lions	No	Yds	Avg	LG	TD
Jack Christiansen	3	71	23.7	34	0
Yale Lary	1	25	25.0	25	0

PASSING							
Rams	Att	Com	Yds	TD	LG	IN	
Norm Van Brocklin	19	15	166	1	21	0	
Bob Waterfield	9	3	13	0	7	1	
Lions	Att	Com	Yds	TD	LG	IN	
Bobby Layne	21	9	144	0	51	4	
Bob Hoernschmeyer	1	1	24	0	24	0	
Doak Walker	1	1	24	1	24t	0	

1951 NFL CHAMPIONSHIP GAME • RAMS 24, CLEVELAND 17
LOS ANGELES COLISEUM, LOS ANGELES, CA • SUNDAY, DECEMBER 23, 1951

RAMS 0 7 7 10-24
 Cleveland 0 10 0 7-17

CLE - FG Groza 52
 CLE - Jones 17-yard pass from Graham (Groza kick)
 RAMS - Towler 1-yard run (Waterfield kick)
 RAMS - Hoerner 1-yard run (Waterfield kick)
 RAMS - FG Waterfield 17
 CLE - Carpenter 5-yard run (Groza kick)
 RAMS - Fears 73-yard pass from Van Brocklin (Waterfield kick)
 PAID ATT -- 57,522

	RAMS	BROWNS
First Downs	20	22
Rushing	9	6
Passing	9	16
Penalty	2	0
Total Net Yards	334	372
Total Offensive Plays	73	64
Avg. Gain Per Play	4.6	5.8
Rushes-Yards	43-81	23-92
Avg. Gain Per Rush	1.9	4.0
Net Passing Yards	253	280
Att-Comp-Int	30-13-2	41-19-3
Avg. Gain Per Pass	8.4	6.8
Punts-Avg	5-43.4	4-36.5
Penalties-Yards	5-25	6-41
Fumbles-Lost	2-1	4-1

RAMS OFFENSIVE STARTERS

LE Tom Fears
 LT Don Simensen
 LG Dick Daugherty
 C Leon McLaughlin
 RG Bill Lange
 RT Tom Dahms
 RE Elroy Hirsch
 QB Bob Waterfield
 LH Dan Towler
 RH Paul Younger
 FB Dick Hoerner

RUSHING				
Browns	Att	Yds	Avg	TD
Otto Graham	5	43	8.6	0
Marion Motley	5	23	4.8	0
Ken Carpenter	4	14	3.5	1
Dub Jones	9	12	1.3	0
Rams	Att	Yds	Avg	TD
Dan Towler	16	36	2.3	1
Paul Younger	4	20	5.0	0
Verda Smith	9	15	1.7	0
Bob Waterfield	2	8	4.0	0
Dick Hoerner	5	5	1.0	1
Norm Van Brocklin	1	3	3.0	0
Glenn Davis	6	-6	-1.0	0

RECEIVING					
Browns	No	Yds	Avg	LG	TD
Mac Speedie	7	81	11.6	14	0
Dub Jones	4	62	15.5	26	1
Dante Lavelli	4	65	16.3	17	0
Ken Carpenter	3	49	16.3	17	0
Marion Motley	1	23	23.0	23	0
Rams	No	Yds	Avg	LG	TD
Tom Fears	4	146	36.5	73t	1
Elroy Hirsch	4	66	16.5	20	0
Glenn Davis	2	10	5.0	11	0
Verda Smith	2	20	10.0	18	0
Dick Hoerner	1	13	13.0	13	0

INTERCEPTIONS					
Browns	No	Yds	Avg	LG	TD
Tommy James	1	0	0.0	0	0
Warren Lahr	1	0	0.0	0	0
Rams	No	Yds	Avg	LG	TD
Marvin Johnson	1	35	35.0	35	0
Don Paul	1	26	26.0	26	0
Jerry Williams	1	15	15.0	15	0

PUNTING					
Browns	No	Yds	Avg	LG	O/B
Horace Gillom	4	146	36.5	38	0
Rams	No	Yds	Avg	LG	O/B
Bob Waterfield	5	217	43.4	51	1

PUNT RETURNS						
Browns	No	FC	Yds	Avg	LG	TD
Cliff Lewis	1	0	13	13.0	13	0
Ken Carpenter	1	0	1	1.0	1	0
Rams	No	FC	Yds	Avg	LG	TD
Tom Kalmanir	0	1	0	0.0	0	0
Verda Smith	0	1	0	0.0	0	0

KICKOFF RETURNS				
Browns	No	Yds	Avg	LG
TD				
Ken Carpenter	5	132	26.4	35
0				
Rams	No	Yds	Avg	LG
TD				
None				

PASSING						
Browns	Att	Com	Yds	TD	LG	IN
Otto Graham	40	19	280	1	26	3
Ken Carpenter	1	0	0	0	0	0
Rams	Att	Com	Yds	TD	LG	IN
Bob Waterfield	24	9	125	0	20	2
Norm Van Brocklin	6	4	128	1	73t	0

1950 NFL CHAMPIONSHIP GAME • CLEVELAND 30, RAMS 28
CLEVELAND STADIUM, CLEVELAND, OH • SUNDAY, DECEMBER 24, 1950

RAMS 14 0 14 0-28
 Cleveland 7 6 7 10-30

RAMS - Davis 82-yard pass from Waterfield (Waterfield kick)
 RAMS - Hoerner 3-yard run (Waterfield kick)
 CLE - Jones 31-yard pass from Graham (Groza kick)
 CLE - Lavelli 35-yard pass from Graham (kick failed)
 CLE - Lavelli 39-yard pass from Graham (Groza kick)
 RAMS - Hoerner 1-yard run (Waterfield kick)
 RAMS - Brinks 6-yard fumble recovery (Waterfield kick)
 CLE - Bumgardner 14-yard pass from Graham (Groza kick)
 CLE - FG Groza 16
 PAID ATT -- 29,751

	BROWNS	RAMS
First Downs	22	22
Rushing	8	9
Passing	13	12
Penalty	1	1
Total Net Yards	414	418
Total Offensive Plays	68	58
Avg. Gain Per Play	6.1	7.2
Rushes-Yards	25-116	36-106
Avg. Gain Per Rush	4.6	2.9
Net Passing Yards	298	312
Att-Comp-Int	33-22-1	32-18-5
Avg. Gain Per Pass	9.0	9.8
Punts-Avg	5-38.4	4-50.8
Penalties-Yards	3-25	4-48
Fumbles-Lost	3-3	0-0

RAMS OFFENSIVE STARTERS

LE Tom Fears
 LT Dick Huffman
 LG Jack Finlay
 C Fred Naumetz
 RG Harry Thompson
 RT Bob Reinhard
 RE Jack Zilly
 QB Bob Waterfield
 LH Glenn Davis
 RH Verda Smith
 FB Dick Hoerner

RUSHING					
Rams	Att	Yds	Avg	LG	TD
Dick Hoerner	24	86	3.6	24	2
Verda Smith	4	11	2.8	15	0
Glenn Davis	6	6	1.0	9	0
Bob Waterfield	1	2	2.0	2	0
Ralph Pasquariello	1	1	1.0	1	0
Browns	Att	Yds	Avg	LG	TD
Otto Graham	12	99	8.3	21	0
Marion Motley	6	9	1.5	10	0
Dub Jones	2	4	2.0	3	0
Rex Bumgardner	5	2	0.4	5	0
Dante Lavelli	0	2	2.0	2	0

RECEIVING					
Rams	No	Yds	Avg	LG	TD
Tom Fears	9	136	15.1	44	0
Glenn Davis	8	88	44.0	82t	1
Elroy Hirsch	4	42	10.5	23	0
Verda Smith	3	46	15.3	38	0
Browns	No	Yds	Avg	LG	TD
Dante Lavelli	11	128	11.6	39t	2
Dub Jones	4	80	20.0	31t	1
Rex Bumgardner	4	46	11.5	15	1
Horace Gillom	1	29	29.0	29	0
Mac Speedie	1	17	17.0	17	0
Marion Motley	1	-2	-2.0	-2	0

INTERCEPTIONS					
Rams	No	Yds	Avg	LG	TD
Fred Naumetz	1	11	11.0	11	0
Browns	No	Yds	Avg	LG	TD
Warren Lahr	2	14	7.0	n/a	0
Ken Gorgal	1	33	33.0	33	0
Hal Herring	1	7	7.0	7	0
Tommy Thompson	1	0	0.0	0	0

PUNTING				
Rams	No	Yds	Avg	LG
Bob Waterfield	4	203	50.8	61
Browns	No	Yds	Avg	LG
Horace Gillom	5	192	38.4	68

PUNT RETURNS					
Rams	No	Yds	Avg	LG	TD
Glenn Davis	1	14	14.0	14	0
Tom Kalmanir	1	0	0.0	0	0
Browns	No	Yds	Avg	LG	TD
Cliff Lewis	2	22	11.0	16	0

KICKOFF RETURNS					
Rams	No	Yds	Avg	LG	TD
Verda Smith	3	59	19.7	29	0
Jerry Williams	1	35	35.0	35	0
Tom Kalmanir	1	32	32.0	32	0
Browns	No	Yds	Avg	LG	TD
Ken Carpenter	3	58	19.3	28	0

PASSING						
Rams	Att	Com	Yds	TD	LG	IN
Bob Waterfield	31	18	312	1	82t	4
Norm Van Brocklin	1	0	0	0	0	0
Browns	Att	Com	Yds	TD	LG	IN
Otto Graham	32	22	298	4	39t	1
Tommy James	1	0	0	0	0	0

1950 NFL CONFERENCE PLAYOFF GAME • RAMS 24, CHICAGO 14
LOS ANGELES COLISEUM, LOS ANGELES, CA • SUNDAY, DECEMBER 17, 1950

Chicago 0 7 0 7-14
RAMS 3 14 7 0-24

RAMS - FG Waterfield 43
CHI - Campana 22-yard run (Lujack kick)
RAMS - Fears 68-yard pass from Waterfield (Waterfield kick)
RAMS - Fears 27-yard pass from Waterfield (Waterfield kick)
RAMS - Fears 22-yard pass from Waterfield (Waterfield kick)
CHI - Morrison 4-yard run (Lujack kick)
PAID ATT -- 83,501

	BEARS	RAMS
First Downs	23	11
Rushing	12	4
Passing	10	6
Penalty	1	1
Total Net Yards	422	371
Total Offensive Plays	77	63
Avg. Gain Per Play	5.5	5.9
Rushes-Yards	48-229	32-74
Avg. Gain Per Rush	4.8	2.3
Net Passing Yards	193	297
Att-Comp-Int	29-15-3	31-16-1
Avg. Gain Per Pass	6.7	9.6
Punts-Avg	7-44.0	10-44.9
Penalties-Yards	5-45	8-74
Fumbles-Lost	3-2	1-1

RAMS OFFENSIVE STARTERS

LE Tom Fears
LT Dick Huffman
LG Jack Finlay
C Fred Naumetz
RG Harry Thompson
RT Bob Reinhard
RE Jack Zilly
QB Bob Waterfield
LH Glenn Davis
RH Tom Kalmanir
FB Dick Hoerner

RUSHING					
Bears	Att	Yds	A	v	g
TD					
George Gulyanics	15	94	6.3	0	
Julie Rykovich	14	67	4.8	0	
Fred Morrison	6	36	6.0	1	
Jack Hoffman	5	16	3.2	0	
Al Campana	3	7	2.3	1	
Chuck Hunsinger	2	7	3.5	0	
Johnny Lujack	3	2	0.7	0	
Rams	Att	Yds	Avg	TD	
Dick Hoerner	7	18	2.6	0	
Glenn Davis	8	15	1.9	0	
Paul Barry	8	16	2.0	0	
Verda Smith	3	12	4.0	0	
Jerry Williams	1	6	6.0	0	
Ralph Pasquariello	1	3	3.0	0	
Bob Waterfield	2	2	1.0	0	
Dan Towler	2	2	1.0	0	

RECEIVING					
Bears	No	Yds	Avg	LG	TD
George Gulyanics	6	67	11.2	18	0
Jim Keane	3	50	16.7	19	0
Fred Morrison	2	44	22.0	26	0
J.R. Boone	1	13	13.0	13	0
Harper Davis	1	5	5.0	5	0
Ken Kavanaugh	1	6	6.0	6	0
Julie Rykovich	1	8	8.0	8	0
Rams	No	Yds	Avg	LG	TD
Tom Fears	7	198	28.3	68t	3
Glenn Davis	3	6	2.0	6	0
Elroy Hirsch	2	46	23.0	29	0
Bob Boyd	1	-4	-4.0	-4	0
Dick Hoerner	1	9	9.0	9	0
Verda Smith	1	35	35.0	35	0
Dan Towler	1	7	7.0	7	0

INTERCEPTIONS					
Bears	No	Yds	Avg	LG	TD
George McAfee	1	20	20.0	20	0
Rams	No	Yds	Avg	LG	TD
Woodley Lewis	1	28	28.0	28	0
Tom Keane	1	18	18.0	18	0
Elroy Hirsch	1	10	10.0	10	0

PUNTING					
Bears	No	Yds	Avg	LG	O/B
Fred Morrison	7	308	44.0	49	1
Rams	No	Yds	Avg	LG	O/B
Norm Van Brocklin	4	173	43.3	51	1
Bob Waterfield	6	276	46.0	67	0

PUNT RETURNS						
Bears	No	FC	Yds	Avg	LG	TD
George McAfee	6	0	77	12.8	18	0
Rams	No	FC	Yds	Avg	LG	TD
Tom Kalmanir	2	1	14	7.0	10	0
Glenn Davis	1	0	8	8.0	8	0

KICKOFF RETURNS					
Bears	No	Yds	Avg	LG	TD
Chuck Hunsinger	2	31	15.5	24	0
Rams	No	Yds	Avg	LG	TD
None					

					PASSING	
Bears	Att	Com	Yds	TD	LG	IN
Johnny Lujack	29	15	193	0	26	3
Rams	Att	Com	Yds	TD	LG	IN
Bob Waterfield	21	14	280	3	68t	1
Norm Van Brocklin	10	2	17	0	9	0

1949 NFL CHAMPIONSHIP GAME • PHILADELPHIA 14, RAMS 0
LOS ANGELES COLISEUM, LOS ANGELES, CA • SUNDAY, DECEMBER 18, 1949

Philadelphia 0 7 7 0 -14
RAMS 0 0 0 0 -0

PHI - Pihos 31-yard pass from Thompson (Patton kick)
PHI - Skladany 2-yard blocked punt return (Patton kick)
PAID ATT -- 27,980

	EAGLES	RAMS
First Downs	17	7
Rushing	12	0
Passing	4	6
Penalty	1	1
Total Net Yards	342	119
Total Offensive Plays	70	51
Avg. Gain Per Play	4.9	2.3
Rushes-Yards	61-274	24-21
Avg. Gain Per Rush	4.5	0.9
Net Passing Yards	68	98
Att-Comp-Int	9-5-1	27-10-2
Avg. Gain Per Pass	7.6	3.6
Punts-Avg	6-36.3	9-38.1
Penalties-Yards	6-40	4-25
Fumbles-Lost	1-1	4-0

RAMS OFFENSIVE STARTERS

LE Tom Fears
LT Dick Huffman
LG Hal Dean
C Fred Naumetz
RG Ray Yagiello
RT Gilbert Bouley
RE Jack Zilly
QB Bob Waterfield
LH Fred Gehrke
RH Verda Smith
FB Dick Hoerner

RUSHING					
Eagles	Att	Yds	Avg	TD	
Steve Van Buren	31	196	6.3	0	
Jim Parmer	15	41	2.7	0	
Clyde Scott	6	23	3.8	0	
Tommy Thompson	4	7	1.8	0	
Frank Ziegler	3	4	1.3	0	
Bosh Pritchard	1	2	2.0	0	
Jack Myers	1	1	1.0	0	
Rams	Att	Yds	Avg	TD	
Fred Gehrke	3	13	4.3	0	
Verda Smith	6	11	1.8	0	
Dick Hoerner	7	10	1.4	0	
Bob Waterfield	2	3	1.5	0	
Elroy Hirsch	2	0	0.0	0	
Tom Kalmanir	2	0	0.0	0	
Norm Van Brocklin	2	-16	-8.0	0	

RECEIVING					
Eagles	No	Yds	Avg	TD	
Jack Ferrante	2	27	13.5	0	
Pete Pihos	1	31	31.0	1	
Clyde Scott	1	17	17.0	0	
Tommy Thompson	1	-7	-7.0	0	
Rams	No	Yds	Avg	TD	
Dick Huffman	2	26	13.0	0	
Bob Shaw	2	21	10.5	0	
Tom Fears	2	15	7.5	0	
Verda Smith	2	11	6.5	0	
Dick Hoerner	1	19	19.0	0	
Paul Younger	1	6	6.0	0	

INTERCEPTIONS					
Eagles	No	Yds	Avg	TD	
Frank Reagan	1	0	0.0	0	
Rams	No	Yds	Avg	TD	
Don Currivan	2	0	0.0	0	

PUNTING					
Eagles	No	Yds	Avg	BL	
Joe Muha	6	218	36.3	0	
Rams	No	Yds	Avg	BL	
Bob Waterfield	8	343	42.9	1	

PUNT RETURNS					
Eagles	No	FC	Yds	Avg	TD
Clyde Scott	2	0	0	0.0	0
Frank Ziegler	2	0	0	0.0	0
Rams	No	FC	Yds	Avg	TD
Verda Smith	2	0	17	8.5	0

KICKOFF RETURNS					
Eagles	No	Yds	Avg	TD	
Clyde Scott	1	35	35.0	0	
Rams	No	Yds	Avg	TD	
Verda Smith	1	20	20.0	0	

PASSING					
Eagles	Att	Com	Yds	TD	IN
Tommy Thompson	9	5	68	1	2
Rams	Att	Com	Yds	TD	IN
Norm Van Brocklin	14	5	55	0	0
Bob Waterfield	13	5	43	0	1

1945 NFL CHAMPIONSHIP GAME • RAMS 15, WASHINGTON 14
MUNICIPAL STADIUM, CLEVELAND, OH • SUNDAY, DECEMBER 16, 1945

Washington	0	7	7	0	- 14
RAMS	2	7	6	0	- 15

RAMS - Pass by Baugh from end zone struck goalpost for automatic safety
WAS - Bagarus 38-yard pass from Filchok (Aguirre kick)
RAMS - Benton 37-yard pass from Waterfield (Waterfield kick)
RAMS - Gillette 44-yard pass from Waterfield (failed)
WAS - Seymour 8-yard pass from Filchok (Aguirre kick)
PAID ATT -- 32,178

	'SKINS	RAMS
First Downs	8	14
Rushing	3	9
Passing	4	4
Penalty	1	1
Total Net Yards	211	372
Total Offensive Plays	54	71
Avg. Gain Per Play	3.9	5.2
Rushes-Yards	34-35	44-180
Avg. Gain Per Rush	1.0	4.1
Net Passing Yards	179	192
Att-Comp-Int	20-9-2	27-14-2
Avg. Gain Per Pass	9.0	7.1
Punts-Avg	7-38.9	8-37.9
Penalties-Yards	4-29	6-60
Fumbles-Lost	.1-0	1-1

RAMS OFFENSIVE STARTERS

LE Floyd Konetsky
LT Eberle Schultz
LG Riley Matheson
C Michael Scarry
RG Milan Lazetich
RT Gilbert Bouley
RE Emil Pritko
QB Albie Reisz
LH Stephen Nemeth
RH James Gillette
FB Pat West

RUSHING				
	Att	Yds	Avg	TD
Redskins				
Merle Condit	9	18	2.0	0
Sal Rosato	6	17	2.8	0
Frank Akins	6	16	2.7	0
Bob DeFruiter	1	15	15.0	0
Cecil Hare	2	6	3.0	0
Dick Todd	1	1	1.0	0
Bill DeCorrevont	1	-2	-2.0	0
Steve Bagarus	5	-4	-0.8	0
Frank Filchok	3	-32	-10.7	0
Rams	Att	Yds	Avg	TD
James Gillette	17	101	5.9	0
Fred Gehrke	7	29	4.1	0
Donald Greenwood	9	19	2.1	0
Pat West	3	17	5.7	0
Albie Reisz	3	14	4.7	0
George Koch	2	1	0.5	0
Bob Waterfield	3	-1-	-0.3	0

RECEIVING				
	No	Yds	Avg	TD
Redskins				
Steve Bagarus	3	95	31.7	1
Cecil Hare	2	20	10.0	0
Les Dye	1	44	44.0	0
Doug Turley	1	11	11.0	0
Bob Seymour	1	8	8.0	1
Merle Condit	1	1	1.0	0
Rams	No	Yds	Avg	TD
Jim Benton	9	125	5.9	1
James Gillette	2	45	22.5	1
Emil Pritko	2	17	8.5	0
Pat West	1	5	5.0	0

PASSING					
	Att	Com	Yds	TD	IN
Redskins					
Frank Filchok	14	8	172	1	2
Sammy Baugh	6	1	7	0	0
Rams	Att	Com	Yds	TD	IN
Bob Waterfield	27	14	192	2	2

INTERCEPTIONS				
	No	Yds	Avg	TD
Redskins				
Ki Aldrich	2	11	6.5	0
Rams	No	Yds	Avg	TD
Pat West	1	19	19.0	0
Albie Reisz	1	16	16.0	0

PUNTING			
	No	Yds	Avg
Redskins			
Sammy Baugh	7	272	38.9
Rams	No	Yds	Avg
Bob Waterfield	8	303	37.9

PUNT RETURNS					
Redskins	No	FC	Yds	Avg	TD
Steve Bagarus	4	0	52	13.0	0
Dick Todd	1	0	15	15.0	0
Rams	No	FC	Yds	Avg	TD
Albie Reisz	3	0	37	12.3	0



Frozen Cleveland Stadium in 1945 NFL Championship Game. Straw helped warm players' feet.

SERIES RESULTS

2016 MEDIA GUIDE



SERIES RESULTS



ARIZONA CARDINALS

(Cardinals lead series, 38-35-2)

- 1937 – **Cardinals, 6-0 (Cle)**
Cardinals, 13-7 (Chi)
- 1938 – **Cardinals, 7-6 (Cle)**
Cardinals, 31-17 (Chi)
- 1939 – **Rams, 24-0 (Chi)**
Rams, 14-0 (Cle)
- 1940 – **Rams, 26-14 (Cle)**
Cardinals, 17-7 (Chi)
- 1941 – **Rams, 10-6 (Chi)**
Cardinals, 7-0 (Cle)
- 1942 – **Cardinals, 7-0 (Buffalo)**
Rams, 7-3 (Cle)
- 1945 – **Rams, 21-0 (Cle)**
Rams, 35-21 (Chi)
- 1946 – **Cardinals, 34-10 (Chi)**
Rams, 17-14 (LA)
- 1947 – **Rams, 27-7 (LA)**
Cardinals, 17-10 (Chi)
- 1948 – **Cardinals, 27-22 (LA)**
Cardinals, 27-24 (Chi)
- 1949 – **Tie, 28-28 (Chi)**
Cardinals, 31-27 (LA)
- 1951 – **Rams, 45-21 (LA)**
- 1953 – **Tie, 24-24 (Chi)**
- 1954 – **Rams, 28-17 (LA)**
- 1958 – **Rams, 20-14 (Chi)**
- 1960 – **Cardinals, 43-21 (LA)**
- 1965 – **Rams, 27-3 (StL)**
- 1968 – **Rams, 24-13 (StL)**
- 1970 – **Rams, 34-13 (LA)**
- 1972 – **Cardinals, 24-14 (StL)**
- 1975 – *****Rams, 35-23 (LA)**
- 1976 – **Cardinals, 30-28 (LA)**
- 1979 – **Rams, 21-0 (LA)**
- 1980 – **Rams, 21-13 (StL)**
- 1984 – **Rams, 16-13 (StL)**
- 1985 – **Rams, 46-14 (LA)**
- 1986 – **Rams, 16-10 (StL)**
- 1987 – **Rams, 27-24 (StL)**
- 1988 – **Cardinals, 41-27 (LA)**
- 1989 – **Rams, 37-14 (LA)**
- 1991 – **Cardinals, 24-14 (LA)**
- 1992 – **Cardinals, 20-14 (LA)**
- 1993 – **Cardinals, 38-10 (Pho)**
- 1994 – **Rams, 14-12 (LA)**
- 1996 – **Cardinals, 31-28 OT (Pho)**
- 1998 – **Cardinals 20-17 (StL)**
- 2002 – **Rams, 27-14 (Az)**
Rams, 30-28 (StL)
- 2003 – **Rams, 37-13 (StL)**
Rams, 30-27 OT (Az)
- 2004 – **Rams, 17-10 (StL)**
Cardinals, 31-7 (Az)
- 2005 – **Rams, 17-12 (Az)**
Cardinals, 38-28 (StL)
- 2006 – **Rams, 16-14 (Az)**
Cardinals, 34-20 (StL)
- 2007 – **Cardinals, 34-31 (StL)**
Cardinals, 48-19 (Az)
- 2008 – **Cardinals, 34-13 (StL)**
Cardinals, 34-10 (Az)

- 2009 – **Cardinals, 21-13 (StL)**
Cardinals, 31-10 (Az)
 - 2010 – **Cardinals, 17-13 (StL)**
Rams, 19-6 (Az)
 - 2011 – **Cardinals, 23-20 (StL)**
Cardinals, 19-13 (Az)
 - 2012 – **Rams, 17-3 (StL)**
Rams, 31-17 (Az)
 - 2013 – **Rams, 27-24 (StL)**
Cardinals, 30-10 (Az)
 - 2014 – **Cardinals, 31-14 (Az)**
Cardinals, 12-6 (StL)
 - 2015 – **Rams, 24-22 (Az)**
Cardinals, 27-3 (StL)
- (Pts.– Rams 1,469, Cardinals 1,470)
*Franchise in Chicago prior to 1960
***NFC Divisional Playoff



ATLANTA FALCONS

(Rams lead series, 47-28-2)

- 1966 – **Rams, 19-14 (A)**
- 1967 – **Rams 31-3 (A)**
Rams, 20-3 (LA)
- 1968 – **Rams, 27-14 (LA)**
Rams, 17-10 (A)
- 1969 – **Rams, 17-7 (LA)**
Rams, 38-6 (A)
- 1970 – **Tie, 10-10 (LA)**
Rams, 17-7 (A)
- 1971 – **Tie, 20-20 (LA)**
Rams, 24-16 (A)
- 1972 – **Falcons, 31-3 (A)**
Rams, 20-7 (LA)
- 1973 – **Rams, 31-0 (LA)**
Falcons, 15-13 (A)
- 1974 – **Rams, 21-0 (LA)**
Rams, 30-7 (A)
- 1975 – **Rams, 22-7 (LA)**
Rams, 16-7 (A)
- 1976 – **Rams, 30-14 (A)**
Rams, 59-0 (LA)
- 1977 – **Falcons, 17-6 (A)**
Rams, 23-7 (LA)
- 1978 – **Rams, 10-0 (LA)**
Falcons, 15-7 (A)
- 1979 – **Rams, 20-14 (LA)**
Rams, 34-13 (A)
- 1980 – **Falcons, 13-10 (A)**
Rams, 20-17 (LA) OT
- 1981 – **Rams, 37-35 (A)**
Rams, 21-16 (LA)
- 1982 – **Falcons, 34-17 (A)**
- 1983 – **Rams, 27-21 (LA)**
Rams, 36-13 (A)
- 1984 – **Falcons, 30-28 (LA)**
Rams, 24-10 (A)
- 1985 – **Rams, 17-6 (LA)**
Falcons, 30-14 (A)
- 1986 – **Falcons, 26-14 (A)**
Rams, 14-7 (LA)
- 1987 – **Falcons, 24-20 (A)**
Rams, 33-0 (LA)
- 1988 – **Rams, 33-0 (A)**
Rams, 22-7 (LA)

- 1989 – **Rams, 31-21 (A)**
Rams, 26-14 (LA)
- 1990 – **Rams, 44-24 (LA)**
Falcons, 20-13 (A)
- 1991 – **Falcons, 31-14 (A)**
Falcons, 31-14 (LA)
- 1992 – **Falcons, 30-28 (A)**
Rams, 38-27 (LA)
- 1993 – **Falcons, 30-24 (A)**
Falcons, 13-0 (LA)
- 1994 – **Falcons, 31-13 (A)**
Falcons, 8-5 (LA)
- 1995 – **Rams, 21-19 (StL)**
Falcons, 31-6 (A)
- 1996 – **Rams, 59-16 (StL)**
Rams, 34-27 (A)
- 1997 – **Falcons, 34-31 (A)**
Falcons, 27-21 (StL)
- 1998 – **Falcons, 37-15 (A)**
Falcons, 21-10 (StL)
- 1999 – **Rams, 35-7 (StL)**
Rams, 41-13 (A)
- 2000 – **Rams, 41-20 (A)**
Rams, 45-29 (StL)
- 2001 – **Rams, 35-6 (A)**
Rams, 31-13 (StL)
- 2003 – **Rams, 36-0 (StL)**
- 2004 – **Falcons, 34-17 (A)**
***Falcons, 47-17 (A)
- 2007 – **Rams, 28-16 (StL)**
- 2008 – **Falcons, 31-27 (A)**
- 2010 – **Falcons, 34-17 (StL)**
- 2013 – **Falcons, 31-24 (A)**
(Pts.– Rams 1,813, Falcons 1,326)
***NFC Divisional Playoff



BALTIMORE RAVENS

(Ravens lead series, 4-2)

- 1996 – **Ravens, 37-31 OT (B)**
- 1999 – **Rams, 27-10 (StL)**
- 2003 – **Rams, 33-22 (StL)**
- 2007 – **Ravens, 22-3 (B)**
- 2011 – **Ravens, 37-7 (StL)**
- 2015 – **Ravens, 16-13 (B)**
(Pts.– Rams 114, Ravens 144)



BUFFALO BILLS

(Bills lead series, 6-5)

- 1970 – **Rams, 19-0 (B)**
- 1974 – **Rams, 19-14 (LA)**
- 1980 – **Bills, 10-7 (B) OT**
- 1983 – **Rams, 41-17 (LA)**
- 1989 – **Bills, 23-20 (B)**
- 1992 – **Bills, 40-7 (B)**
- 1995 – **Bills, 45-27 (StL)**
- 1998 – **Rams, 34-33 (B)**
- 2004 – **Bills, 37-17 (B)**
- 2008 – **Bills, 31-14 (StL)**
- 2012 – **Rams, 15-12 (B)**
(Pts.– Bills 262, Rams 220)

SERIES RESULTS



CAROLINA PANTHERS

(Panthers lead series, 12-8)

- 1995 – Rams, 31-10 (C)
Rams, 28-17 (StL)
 - 1996 – Panthers, 45-13 (C)
Panthers, 20-10 (StL)
 - 1997 – **Panthers, 16-10 (StL)**
Rams, 30-18 (C)
 - 1998 – **Panthers 24-20 (StL)**
Panthers 20-13 (C)
 - 1999 – **Rams, 35-10 (StL)**
Rams, 34-21 (C)
 - 2000 – **Panthers, 27-24 (StL)**
Panthers, 16-3 (C)
 - 2001 – **Rams, 48-14 (StL)**
Rams, 38-32 (C)
 - 2003 – *****Panthers, 29-23 2OT (StL)**
 - 2004 – Panthers, 20-7 (C)
 - 2006 – Panthers, 15-0 (C)
 - 2007 – **Panthers, 27-13 (StL)**
 - 2010 – **Rams, 20-10 (StL)**
 - 2013 – Panthers, 30-15 (CAR)
- (Pts.– Rams 406, Panthers 421)
***NFC Divisional Playoff



CHICAGO BEARS

(Bears lead series, 53-36-3)

- 1937 – **Bears, 15-7 (Cle)**
Bears, 20-2 (Chi)
 - 1938 – Rams, 14-7 (Chi)
Rams, 23-21 (Cle)
 - 1939 – **Bears, 30-21 (Cle)**
Bears, 35-21 (Chi)
 - 1940 – **Bears, 21-14 (Cle)**
Bears, 47-25 (Chi)
 - 1941 – **Bears, 48-21 (Cle)**
Bears, 31-13 (Chi)
 - 1942 – **Bears, 21-7 (Cle)**
Bears, 47-0 (Chi)
 - 1944 – **Rams, 19-7 (Cle)**
Bears, 28-21 (Chi)
 - 1945 – **Rams, 17-0 (Cle)**
Rams, 41-21 (Chi)
 - 1946 – Tie, 28-28 (C)
Bears, 27-21 (LA)
 - 1947 – **Bears, 41-21 (LA)**
Rams, 17-14 (C)
 - 1948 – Bears, 42-21 (C)
Bears, 21-6 (LA)
 - 1949 – Rams, 31-16 (C)
Rams, 27-24 (LA)
 - 1950 – **Bears, 24-20 (LA)**
Bears, 24-14 (C)
***Rams, 24-14 (LA)**
 - 1951 – Rams, 42-17 (C)
 - 1952 – **Rams, 31-7 (LA)**
Rams, 40-24 (C)
 - 1953 – **Rams, 38-24 (LA)**
Bears, 24-21 (C)
 - 1954 – **Rams, 42-38 (LA)**
Bears, 24-13 (C)
 - 1955 – **Bears, 31-20 (LA)**
Bears, 24-3 (C)
 - 1956 – **Bears, 35-24 (LA)**
Bears, 30-21 (C)
 - 1957 – Bears, 34-26 (C)
Bears, 16-10 (LA)
 - 1958 – Bears, 31-10 (C)
Rams, 41-35 (LA)
 - 1959 – Rams, 28-21 (C)
Bears, 26-21 (LA)
 - 1960 – Bears, 34-27 (C)
Tie, 24-24 (LA)
 - 1961 – **Bears, 21-17 (LA)**
Bears, 28-24 (C)
 - 1962 – **Bears, 27-23 (LA)**
Bears, 30-14 (C)
 - 1963 – **Bears, 52-14 (LA)**
Bears, 6-0 (C)
 - 1964 – Bears, 38-17 (C)
Bears, 34-24 (LA)
 - 1965 – **Rams, 30-28 (LA)**
Bears, 31-6 (C)
 - 1966 – **Rams, 31-17 (LA)**
Bears, 17-10 (C)
 - 1967 – Rams, 28-17 (C)
Bears, 17-16 (LA)
 - 1968 – Rams, 9-7 (C)
 - 1969 – **Rams, 17-3 (LA)**
 - 1971 – Tie, 13-13 (C)
 - 1972 – Rams, 26-0 (C)
 - 1973 – **Rams, 38-10 (LA)**
 - 1975 – **Rams, 20-12 (LA)**
 - 1976 – Bears, 24-23 (C)
 - 1977 – Bears, 27-23 (C)
 - 1979 – Rams, 24-7 (C)
 - 1981 – **Bears, 34-26 (LA)**
 - 1982 – **Rams, 21-14 (LA)**
 - 1983 – **Rams, 29-13 (LA)**
 - 1984 – ******Bears, 24-0 (C)**
 - 1985 – Rams, 20-17 (C)
 - 1986 – **Rams, 23-3 (LA)**
 - 1988 – Bears, 20-10 (C)
 - 1989 – Bears, 38-9 (C)
 - 1990 – **Rams, 20-6 (LA)**
 - 1993 – Bears, 27-13 (C)
 - 1994 – **Rams, 34-28 (StL)**
 - 1995 – Bears, 35-9 (C)
 - 1996 – **Bears, 13-10 (StL)**
 - 1997 – Rams, 20-12 (C)
 - 1998 – **Rams, 34-12 (StL)**
 - 1999 – **Rams, 21-16(StL)**
 - 2002 – Rams, 23-21(C)
 - 2003 – **Bears, 42-27(StL)**
 - 2006 – **Bears, 27-3(StL)**
 - 2008 – Bears, 17-9 (C)
 - 2009 – Bears, 23-16 (C)
 - 2012 – **Rams, 42-21 (StL)**
 - 2013 – **Bears, 37-13 (StL)**
 - 2015 – (Pts.– Bears 2,139, Rams 1,857)
- *Conference Playoff
****NFC Championship



CINCINNATI BENGALS

(Bengals lead series, 8-5)

- 1972 – **Rams, 15-12 (LA)**
 - 1976 – Bengals, 20-12 (C)
 - 1978 – **Bengals, 20-19 (LA)**
 - 1981 – Bengals, 24-10 (C)
 - 1984 – Rams, 24-14 (C)
 - 1990 – **Bengals, 34-31 (LA) (OT)**
 - 1993 – Bengals, 15-3 (C)
 - 1996 – **Rams, 26-16 (StL)**
 - 1999 – Rams, 38-10 (C)
 - 2003 – **Rams, 27-10 (StL)**
 - 2007 – Bengals, 19-10 (C)
 - 2011 – **Bengals, 20-13 (StL)**
 - 2015 – Bengals, 31-7 (C)
- (Pts.– Rams 235, Bengals 245)



CLEVELAND BROWNS

(Rams lead series, 12-11)

- 1950 – *Browns, 30-28 (C)
 - 1951 – **Browns, 38-23 (LA)**
***Rams, 24-17 (LA)**
 - 1952 – Browns, 37-7 (C)
 - 1955 – ***Browns, 38-14 (LA)**
 - 1957 – Browns, 45-31 (C)
 - 1958 – **Browns, 30-27 (LA)**
 - 1963 – Browns, 20-6 (C)
 - 1965 – **Rams, 42-7 (LA)**
 - 1968 – Rams, 24-6 (C)
 - 1973 – **Rams, 30-17 (LA)**
 - 1977 – Rams, 9-0 (C)
 - 1978 – Browns, 30-19 (C)
 - 1981 – **Rams, 27-16 (LA)**
 - 1984 – **Rams, 20-17 (LA)**
 - 1987 – Browns, 30-17 (C)
 - 1990 – Rams, 38-23 (C)
 - 1993 – **Browns, 42-14 (LA)**
 - 1999 – **Rams, 34-3 (StL)**
 - 2003 – Rams, 26-20(C)
 - 2007 – **Browns, 27-20 (StL)**
 - 2011 – Rams, 13-12 (C)
 - 2015 – **Rams, 24-6 (StL)**
- (Pts.– Rams 517, Browns 511)

SERIES RESULTS



DALLAS COWBOYS

(Cowboys lead series, 17-15)

- 1960 – Rams, 38-13 (D)
- 1962 – **Cowboys, 27-17 (LA)**
- 1967 – Rams, 35-13 (D)
- 1969 – Rams, 24-23 (LA)
- 1971 – Cowboys, 28-21 (D)
- 1973 – **Rams, 37-31 (LA)**
***Cowboys, 27-16 (D)
- 1975 – Cowboys, 18-7 (D)
******Cowboys, 37-7 (LA)**
- 1976 – ***Rams, 14-12 (D)
- 1978 – **Rams, 27-14 (LA)**
******Cowboys, 28-0 (LA)**
- 1979 – Cowboys, 30-6 (D)
***Rams, 21-19 (D)
- 1980 – **Rams, 38-14 (LA)**
**Cowboys, 34-13 (D)
- 1981 – Cowboys, 29-17 (D)
- 1983 – **Rams, 24-17 (D)
- 1984 – **Cowboys, 20-13 (LA)**
- 1985 – *****Rams, 20-0 (LA)**
- 1986 – **Rams, 29-10 (LA)**
- 1987 – **Cowboys, 29-21 (LA)**
- 1989 – Rams, 35-31 (D)
- 1990 – **Cowboys, 24-21 (LA)**
- 1992 – Rams, 27-23, (D)
- 2002 – **Cowboys, 13-10 (StL)**
- 2005 – Rams, 20-10 (D)
- 2007 – Cowboys, 35-7 (D)
- 2008 – **Rams, 34-14 (StL)**
- 2011 – Cowboys, 34-7 (D)
- 2013 – Cowboys, 31-7 (D)
- 2014 – **Cowboys, 34-31 (StL)**
(Pts.– Rams 644, Cowboys 722)
**NFC First Round Playoff
***NFC Divisional Playoff
****NFC Championship



DENVER BRONCOS

(Rams lead series, 8-5)

- 1972 – **Broncos, 16-10 (LA)**
- 1974 – Rams, 17-10 (D)
- 1979 – Rams, 13-9 (D)
- 1982 – **Broncos, 27-24 (LA)**
- 1985 – **Rams, 20-16 (LA)**
- 1988 – Broncos, 35-24 (D)
- 1994 – **Rams, 27-21 (LA)**
- 1997 – Broncos, 35-14 (D)
- 2000 – **Rams, 41-36 (StL)**
- 2002 – Broncos, 23-16 (D)
- 2006 – **Rams, 18-10 (StL)**
- 2010 – Rams, 36-33 (D)
- 2014 – **Rams, 22-7 (StL)**
(Pts.– Broncos 278, Rams 282)



DETROIT LIONS

(Rams lead series, 43-40-1)

- 1937 – **Lions, 28-0 (Cle)**
Lions, 27-7 (D)
- 1938 – **Rams, 21-17 (Cle)**
Lions, 6-0 (D)
- 1939 – Lions, 15-7 (D)
Rams, 14-3 (Cle)
- 1940 – Lions, 6-0 (D)
Rams, 24-0 (Cle)
- 1941 – Lions, 17-7 (D)
Lions, 14-0 (Cle)
- 1942 – Rams, 14-0 (D)
Rams, 27-7 (Cle)
- 1944 – Rams, 20-17 (D)
Lions, 26-14 (Cle)
- 1945 – Rams, 28-21 (D)
- 1946 – **Rams, 35-14 (LA)**
Rams, 41-20 (D)
- 1947 – Rams, 27-13 (D)
Rams, 28-17 (LA)
- 1948 – **Rams, 44-7 (LA)**
Rams, 34-27 (D)
- 1949 – **Rams, 27-24 (LA)**
Rams, 21-20 (D)
- 1950 – Rams, 30-28 (D)
Rams, 65-24 (LA)
- 1951 – Rams, 27-21 (D)
Lions, 24-22 (LA)
- 1952 – **Lions, 17-14 (LA)**
Lions, 24-16 (D)
*Lions, 31-21 (D)
- 1953 – Rams, 31-19 (D)
Rams, 37-24 (LA)
- 1954 – Lions, 21-3 (D)
Lions, 27-24 (LA)
- 1955 – Rams, 17-10 (D)
Rams, 24-13 (LA)
- 1956 – Lions, 24-21 (D)
Lions, 16-7 (LA)
- 1957 – Lions, 10-7 (D)
Rams, 35-17 (LA)
- 1958 – Rams, 42-28 (D)
Lions, 41-24 (LA)
- 1959 – **Lions, 17-7 (LA)**
Lions, 23-17 (D)
- 1960 – **Rams, 48-35 (LA)**
Lions, 12-10 (D)
- 1961 – Lions, 14-13 (D)
Lions, 28-10 (LA)
- 1962 – Lions, 13-10 (D)
Lions, 12-3 (LA)
- 1963 – **Lions, 23-2 (LA)**
Rams, 28-21 (D)
- 1964 – **Tie, 17-17 (LA)**
Lions, 37-17 (D)
- 1965 – Lions, 20-0 (D)
Lions, 31-7 (LA)
- 1966 – Rams, 14-7 (D)
Rams, 23-3 (LA)
- 1967 – Rams, 31-7 (D)
- 1968 – **Rams, 10-7 (LA)**
- 1969 – Lions, 28-0 (D)
- 1970 – **Lions, 28-23 (LA)**
- 1971 – Rams, 21-13 (D)

- 1972 – **Lions, 34-17 (LA)**
- 1974 – **Rams, 16-13 (LA)**
- 1975 – Rams, 20-0 (D)
- 1976 – Rams, 20-17 (D)
- 1980 – **Lions, 41-20 (LA)**
- 1981 – **Rams, 20-13 (LA)**
- 1982 – **Lions, 19-14 (LA)**
- 1983 – **Rams, 21-10 (LA)**
- 1986 – **Rams, 14-10 (LA)**
- 1987 – Rams, 37-16 (D)
- 1988 – **Rams, 17-10 (LA)**
- 1991 – Lions, 21-10 (D)
- 1993 – **Lions, 16-13 (LA)**
- 1999 – Lions, 31-27 (D)
- 2001 – Rams, 35-0 (D)
- 2003 – Lions, 30-20 (D)
- 2006 – **Rams, 41-34 (StL)**
- 2009 – Rams, 17-10 (D)
- 2010 – Lions, 44-6 (D)
- 2012 – Lions, 27-24 (D)
- 2015 – **Rams, 21-14 (StL)**
(Pts.– Rams 1,647, Lions 1,561)
*Conference Playoff



GREEN BAY PACKERS

(Series tied, 46-46-2)

- 1937 – Packers, 35-7 (GB)
Packers, 35-10 (Cle)
- 1938 – Packers, 26-17 (GB)
Packers, 28-7 (Cle)
- 1939 – Rams, 27-24 (GB)
Packers, 7-6 (Cle)
- 1940 – Packers, 31-14 (GB)
Tie, 13-13 (Cle)
- 1941 – Packers, 24-7 (Mil)
Packers, 17-14 (Cle)
- 1942 – **Packers, 31-12 (Cle)**
Packers, 45-28 (GB)
- 1944 – Packers, 30-21 (GB)
Packers, 42-7 (Cle)
- 1945 – Rams 27-14 (GB)
Rams, 20-7 (Cle)
- 1946 – Rams, 21-17 (Mil)
Rams, 38-17 (LA)
- 1947 – Packers, 17-14 (Mil)
Packers, 30-10 (LA)
- 1948 – Packers, 16-0 (GB)
Rams, 24-10 (LA)
- 1949 – Rams, 48-7 (GB)
Rams, 35-7 (LA)
- 1950 – Rams, 45-14 (Mil)
Rams, 51-14 (LA)
- 1951 – Rams, 28-0 (Mil)
Rams, 42-14 (LA)
- 1952 – Rams, 30-28 (Mil)
Rams, 45-27 (LA)
- 1953 – Rams, 38-20 (Mil)
Rams, 33-17 (LA)
- 1954 – Packers, 35-17 (Mil)
Rams, 35-27 (LA)
- 1955 – Packers, 30-28 (Mil)
Rams, 31-17 (LA)
- 1956 – Packers, 42-17 (Mil)
Rams, 49-21 (LA)

SERIES RESULTS



- 1957 – Rams, 31-27 (Mil)
Rams, 42-17 (LA)
- 1958 – Rams, 20-7 (GB)
Rams, 34-20 (LA)
- 1959 – Rams, 45-6 (Mil)
Packers, 38-20 (LA)
- 1960 – Rams, 33-31 (Mil)
Packers, 35-21 (LA)
- 1961 – Packers, 35-17 (GB)
Packers, 24-17 (LA)
- 1962 – Packers, 41-10 (Mil)
Packers, 20-17 (LA)
- 1963 – Packers, 42-10 (GB)
Packers, 31-14 (LA)
- 1964 – Rams, 27-17 (Mil)
Tie, 24-24 (LA)
- 1965 – Packers, 6-3 (Mil)
Rams, 21-10 (LA)
- 1966 – Packers, 24-13 (GB)
Packers, 27-23 (LA)
- 1967 – **Rams, 27-24 (LA)**
*Packers, 28-7 (Mil)
- 1968 – Rams, 16-14 (Mil)
- 1969 – **Rams, 34-21 (LA)**
- 1970 – Rams, 31-21 (GB)
- 1971 – **Rams, 30-13 (LA)**
- 1973 – **Rams, 24-7 (LA)**
- 1974 – Packers, 17-6 (Mil)
- 1975 – **Rams, 22-5 (LA)**
- 1977 – Rams, 24-6 (Mil)
- 1978 – **Rams, 31-14 (LA)**
- 1980 – **Rams, 51-21 (LA)**
- 1981 – **Rams, 35-23 (LA)**
- 1982 – Packers, 35-23 (Mil)
- 1983 – Packers, 27-24 (Mil)
- 1984 – Packers, 31-6 (Mil)
- 1985 – **Rams, 34-17 (LA)**
- 1988 – Rams, 34-7 (GB)
- 1989 – **Rams, 41-38 (LA)**
- 1990 – Packers, 36-24 (GB)
- 1991 – **Rams, 23-21 (LA)**
- 1992 – Packers, 28-13 (GB)
- 1993 – Packers, 36-6 (Mil)
- 1994 – Packers, 24-17 (GB)
- 1995 – Rams, 17-14 (GB)
- 1996 – **Packers, 24-9 (StL)**
- 1997 – Packers, 17-7 (GB)
- 2001 – ****Rams, 45-17 (StL)**
- 2003 – **Rams, 34-24 (StL)**
- 2004 – Packers, 45-17 (GB)
- 2006 – Rams, 23-20 (GB)
- 2007 – **Packers, 33-14 (StL)**
- 2009 – **Packers, 36-17 (StL)**
- 2011 – Packers, 24-3 (GB)
- 2012 – **Packers, 30-20 (StL)**
- 2015 – Packers, 24-10 (GB)

(Pts.– Rams 2,157, Packers 2,139)
*Conference Playoff
**Divisional Playoff



HOUSTON TEXANS

(Rams lead series, 2-1)

- 2005 – Rams, 33-27 (Hou) OT
- 2009 – Texans, 16-13 (StL)
- 2013 – **Rams, 38-13 (Hou)**
(Pts.– Rams 84, Texans 56)



INDIANAPOLIS COLTS

(Colts lead series, 23-17-2)

- 1953 – Rams, 21-13 (B)
Rams, 45-2 (LA)
- 1954 – Rams, 48-0 (B)
Colts, 22-21 (LA)
- 1955 – Tie, 17-17 (B)
Rams, 20-14 (LA)
- 1956 – Colts, 56-21 (B)
Rams, 31-7 (LA)
- 1957 – Colts, 31-14 (B)
Rams, 37-21 (LA)
- 1958 – Colts, 34-7 (B)
Rams, 30-28 (LA)
- 1959 – Colts, 35-21 (B)
Colts, 45-26 (LA)
- 1960 – Colts, 31-17 (B)
Rams, 10-3 (LA)
- 1961 – Colts, 27-24 (B)
Rams, 34-17 (LA)
- 1962 – Colts, 30-27 (B)
Colts, 14-2 (LA)
- 1963 – **Rams, 17-16 (LA)**
Colts, 19-16 (B)
- 1964 – Colts, 35-20 (B)
Colts, 24-14 (LA)
- 1965 – Colts, 35-20 (B)
Colts, 20-17 (LA)
- 1966 – **Colts, 17-3 (LA)**
Rams, 23-7 (B)
- 1967 – Tie, 24-24 (B)
Rams, 34-10 (LA)
- 1968 – Colts, 27-10 (B)
Colts, 28-24 (LA)
- 1969 – Rams, 27-20 (B)
Colts, 13-7 (LA)
- 1971 – Colts, 24-17 (B)
- 1975 – **Rams, 24-13 (LA)**
- 1986 – Rams, 24-7 (Ind)
- 1989 – **Rams, 31-17 (LA)**
- 1995 – Colts, 21-18 (Ind)
- 2001 – **Rams, 42-17 (StL)**
- 2005 – Colts, 45-28 (Ind)
- 2009 – Colts, 42-6 (StL)
- 2013 – Rams, 38-8 (Ind)
(Pts.– Rams 1020, Colts 963)



JACKSONVILLE JAGUARS

(Rams lead series, 3-1)

- 1996 – **Rams, 17-14 (StL)**
- 2005 – **Rams, 24-21 (StL)**
- 2009 – **Jacksonville, 23-20 (J) OT**
- 2013 – **Rams, 34-20 (StL)**
(Pts.– Rams 95, Jaguars 78)



KANSAS CITY CHIEFS

(Chiefs lead series, 7-4)

- 1973 – Rams, 23-13 (KC)
- 1982 – **Rams, 20-14 (LA)**
- 1985 – Rams, 16-0 (KC)
- 1991 – **Chiefs, 27-20 (LA)**
- 1994 – Rams, 16-0 (KC)
- 1997 – **Chiefs, 28-20 (StL)**
- 2000 – Chiefs, 54-34 (KC)
- 2002 – Chiefs, 49-10 (KC)
- 2006 – **Chiefs, 31-17 (StL)**
- 2010 – **Chiefs, 27-13 (StL)**
- 2014 – Chiefs, 34-7 (KC)
(Pts.– Chiefs 277, Rams 196)



MIAMI DOLPHINS

(Dolphins lead series, 10-2)

- 1971 – **Dolphins, 20-14 (LA)**
- 1976 – Rams, 31-28 (M)
- 1980 – **Dolphins, 35-14 (LA)**
- 1983 – Dolphins, 30-14 (M)
- 1986 – **Dolphins, 37-31 (LA) OT**
- 1992 – Dolphins, 26-10 (M)
- 1995 – **Dolphins, 41-22 (StL)**
- 1998 – Dolphins, 14-0 (M)
- 2001 – **Rams, 42-10 (StL)**
- 2004 – Dolphins, 31-14 (M)
- 2008 – **Dolphins, 16-12 (StL)**
- 2012 – Dolphins, 17-14 (M)
(Pts.– Dolphins 305, Rams 218)

SERIES RESULTS



MINNESOTA VIKINGS

(Vikings lead series, 26-16-2)

- 1961 – Rams, 31-17 (LA)
Vikings, 42-21 (M)
- 1962 – Vikings, 38-14 (LA)
Tie, 24-24 (M)
- 1963 – Rams, 27-24 (LA)
Vikings, 21-13 (M)
- 1964 – Rams, 22-13 (LA)
Vikings, 34-13 (M)
- 1965 – Vikings, 38-35 (LA)
Vikings, 24-13 (M)
- 1966 – Vikings, 35-7 (M)
Rams, 21-6 (LA)
- 1967 – Rams, 39-3 (LA)
- 1968 – Rams, 31-3 (M)
- 1969 – Vikings, 20-13 (LA)
*Vikings, 23-20 (M)
- 1970 – Vikings, 13-3 (M)
- 1972 – Vikings, 45-41 (LA)
- 1973 – Vikings, 10-9 (M)
- 1974 – Rams, 20-17 (LA)
****Vikings, 14-10 (M)
- 1976 – Tie, 10-10 (M) OT
****Vikings, 24-13 (M)
- 1977 – Rams, 35-3 (LA)
***Vikings, 14-7 (LA)
- 1978 – Rams, 34-17 (M)
***Rams, 34-10 (LA)
- 1979 – Rams, 27-21 (LA) OT
- 1985 – Rams, 13-10 (LA)
- 1987 – Vikings, 21-16 (LA)
- 1988 – **Vikings, 28-17 (M)
- 1989 – Vikings, 23-21 (M) OT
- 1991 – Vikings, 20-14 (M)
- 1992 – Vikings, 31-17 (LA)
- 1998 – Vikings, 38-31 (StL)
- 1999 – ***Rams, 49-37 (StL)
- 2000 – Rams, 40-29 (StL)
- 2003 – Rams, 48-17 (StL)
- 2005 – Vikings, 27-13 (M)
- 2006 – Rams, 41-21 (M)
- 2009 – Vikings, 38-10, (StL)
- 2012 – Vikings, 36-22 (StL)
- 2014 – Vikings, 34-6 (StL)
- 2015 – Vikings, 21-18 (M) OT
(Pts. – Rams 963, Vikings 994)

*Conference Championship
**NFC First Round Playoff
***NFC Divisional Playoff
****NFC Championship



NEW ENGLAND PATRIOTS

(Patriots lead series, 7-5)

- 1974 – Patriots, 20-14 (NE)
- 1980 – Rams, 17-14 (NE)
- 1983 – Patriots, 21-7 (LA)
- 1986 – Patriots, 30-28 (LA)
- 1989 – Rams, 24-20 (NE)
- 1992 – Rams, 14-0 (LA)
- 1998 – Rams, 32-18 (StL)
- 2001 – Rams, 24-17 (NE)
*Patriots, 20-17 (New Orleans)
- 2004 – Patriots, 40-22 (StL)
- 2008 – Patriots, 23-16 (NE)
- 2012 – **Patriots, 45-7 (London)
(Pts. – Patriots 268, Rams 222)
*Super Bowl XXXVI
**International Series



NEW ORLEANS SAINTS

(Rams lead series, 40-32)

- 1967 – Rams, 27-13 (NO)
- 1969 – Rams, 36-17 (LA)
- 1970 – Rams, 30-17 (NO)
Rams, 34-16 (LA)
- 1971 – Saints, 24-20 (NO)
Rams, 45-28 (LA)
- 1972 – Rams, 34-14 (LA)
Saints, 19-16 (NO)
- 1973 – Rams, 29-7 (LA)
Rams, 24-13 (NO)
- 1974 – Rams, 24-0 (LA)
Saints, 20-7 (NO)
- 1975 – Rams, 38-14 (LA)
Rams, 14-7 (NO)
- 1976 – Rams, 16-10 (NO)
Rams, 33-14 (LA)
- 1977 – Rams, 14-7 (LA)
Saints, 27-26 (NO)
- 1978 – Rams, 26-20 (NO)
Saints, 10-3 (LA)
- 1979 – Rams, 35-17 (NO)
Saints, 29-14 (LA)
- 1980 – Rams, 45-31 (LA)
Rams, 27-7 (NO)
- 1981 – Saints, 23-17 (NO)
Saints, 21-13 (LA)
- 1983 – Rams, 30-27 (LA)
– Rams, 26-24 (NO)
- 1984 – Rams, 28-10 (NO)
Rams, 34-21 (LA)
- 1985 – Rams, 28-10 (LA)
Saints, 29-3 (NO)
- 1986 – Saints, 6-0 (NO)
Rams, 26-13 (LA)
- 1987 – Saints, 37-10 (NO)
Saints, 31-14 (LA)
- 1988 – Rams, 12-10 (NO)
Saints, 14-10 (LA)

- 1989 – Saints, 40-21 (LA)
Rams, 20-17 (NO) OT
- 1990 – Saints, 24-20 (LA)
Saints, 20-17 (NO)
- 1991 – Saints, 24-7 (NO)
Saints, 24-17 (LA)
- 1992 – Saints, 13-10 (NO)
Saints, 37-14 (LA)
- 1993 – Saints, 37-6 (LA)
Rams, 23-20 (NO)
- 1994 – Saints, 37-34 (NO)
Saints, 31-15 (LA)
- 1995 – Rams, 17-13 (StL)
Saints, 19-10 (NO)
- 1996 – Rams, 26-10 (NO)
Rams, 14-13 (StL)
- 1997 – Rams, 38-24 (StL)
Rams, 34-27 (NO)
- 1998 – Saints, 24-17 (StL)
Saints, 24-3 (NO)
- 1999 – Rams, 43-12 (StL)
Rams, 30-14 (NO)
- 2000 – Saints, 31-24 (StL)
Rams, 26-21 (NO)
*Saints, 31-28 (NO)
- 2001 – Saints, 34-31 (StL)
Rams, 34-21 (NO)
- 2004 – Saints, 28-25, OT (StL)
- 2005 – Rams, 28-17 (StL)
- 2007 – Rams, 37-29 (NO)
- 2009 – Saints, 28-23 (StL)
- 2010 – Saints, 31-13 (NO)
- 2011 – Rams, 31-21 (StL)
- 2013 – Rams, 27-16 (StL)
(Pts. – Rams 1,631, Saints 1,469)
*NFC Wildcard Playoff



NEW YORK GIANTS

(Rams lead series, 26-16)

- 1938 – Giants, 28-0 (NY)
- 1940 – Rams, 13-0 (NY)
- 1941 – Giants, 49-14 (NY)
- 1945 – Rams, 21-17 (NY)
- 1946 – Rams, 31-21 (NY)
- 1947 – Rams, 34-10 (LA)
- 1948 – Rams, 52-37 (NY)
- 1953 – Rams, 21-7 (LA)
- 1954 – Rams, 17-16 (NY)
- 1959 – Giants, 23-21 (LA)
- 1961 – Giants, 24-14 (NY)
- 1966 – Rams, 55-14 (LA)
- 1968 – Rams, 24-21 (LA)
- 1970 – Rams, 31-3 (NY)
- 1973 – Rams, 40-6 (LA)
- 1976 – Rams, 24-10 (LA)
- 1978 – Rams, 20-17 (NY)
- 1979 – Giants, 20-14 (LA)
- 1980 – Rams, 28-7 (NY)
- 1981 – Giants, 10-7 (NY)
- 1983 – Rams, 16-6 (NY)
- 1984 – Rams, 33-12 (LA)
**Giants, 16-13 (LA)

SERIES RESULTS



- 1985 – Giants, 24-19 (NY)
- 1988 – Rams, 45-31 (NY)
- 1989 – **Rams, 31-10 (LA)**
***Rams, 19-13 (NY) OT
- 1990 – **Giants, 31-7 (LA)**
- 1991 – Rams, 19-13 (NY)
- 1992 – **Rams, 38-17 (LA)**
- 1993 – Giants, 20-10 (NY)
- 1994 – **Rams, 17-10 (LA)**
- 1997 – **Rams, 13-3 (StL)**
- 1999 – **Rams, 31-10 (StL)**
- 2000 – Rams, 38-24 (NY)
- 2001 – **Rams, 15-14 (StL)**
- 2002 – **Giants, 26-21 (StL)**
- 2003 – Giants, 23-13 (NY)
- 2005 – Giants, 44-24 (NY)
- 2008 – **Giants, 41-13 (StL)**
- 2011 – Giants, 28-16 (NY)
- 2014 – **Giants, 37-27 (StL)**
(Pts.– Rams 959, Giants 793)
- **NFC First Round Playoff
- ***NFC Divisional Playoff



NEW YORK JETS

(Rams lead series, 9-4)

- 1970 – **Jets, 31-20 (LA)**
- 1974 – Rams, 20-13 (NY)
- 1980 – **Rams, 38-13 (LA)**
- 1983 – Jets, 27-24 (NY) OT
- 1986 – Rams, 17-3 (NY)
- 1989 – **Rams, 38-14 (LA)**
- 1992 – **Rams, 18-10 (LA)**
- 1995 – Rams, 23-20 (NY)
- 1998 – **Rams, 30-10 (StL)**
- 2001 – Rams, 34-14 (StL)
- 2004 – **Rams, 32-29, OT (StL)**
- 2008 – Jets, 47-3 (NY)
- 2012 – **Jets, 27-13 (StL)**
(Pts.– Rams 310, Jets 258)



OAKLAND RAIDERS

(Raiders lead series, 8-5)

- 1972 – Raiders, 45-17 (O)
- 1977 – **Rams, 20-14 (LA)**
- 1979 – **Raiders, 24-17 (LA)**
- 1982 – Raiders, 37-31 (Raiders)
- 1985 – **Raiders, 16-6 (LA)**
- 1988 – Rams, 22-17 (Raiders)
- 1991 – Raiders, 20-17 (Raiders)
- 1994 – **Raiders, 20-17 (LA)**
- 1997 – Raiders, 35-17 (O)
- 2002 – **Rams, 28-13 (StL)**
- 2006 – Rams, 20-0 (O)
- 2010 – Raiders, 16-14, (O)
- 2014 – **Rams, 52-0 (StL)**
(Pts.– Raiders 257, Rams 278)



PHILADELPHIA EAGLES

(Eagles lead series, 20-19-1)

- 1937 – Rams, 21-3 (P)
- 1939 – Rams, 35-13 (CO)
- 1940 – **Rams, 21-13 (Cle)**
- 1942 – **Rams, 24-14 (Akron, Oh.)**
- 1944 – Eagles, 26-13 (P)
- 1945 – Eagles, 28-14 (P)
- 1946 – **Eagles, 25-14 (LA)**
- 1947 – Eagles, 14-7 (P)
- 1948 – **Tie, 28-28 (LA)**
- 1949 – Eagles, 38-14 (P)
***Eagles, 14-0 (LA)**
- 1950 – Eagles, 56-20 (P)
- 1955 – Rams, 23-21 (P)
- 1956 – **Rams, 27-7 (LA)**
- 1957 – **Rams, 17-13 (LA)**
- 1959 – Eagles, 23-20 (P)
- 1964 – **Rams, 20-10 (LA)**
- 1967 – **Rams, 33-17 (LA)**
- 1969 – Rams, 23-17 (P)
- 1972 – Rams, 34-3 (P)
- 1975 – Rams, 42-3 (P)
- 1977 – **Rams, 20-0 (LA)**
- 1978 – Rams, 16-14 (P)
- 1983 – Eagles, 13-9 (P)
- 1985 – Rams, 17-6 (P)
- 1986 – Eagles, 34-20 (P)
- 1988 – Eagles, 30-24 (P)
- 1989 – **Rams, 21-7 (P)
- 1990 – **Eagles, 27-21 (LA)**
- 1995 – Eagles, 20-9 (P)
- 1998 – Eagles, 17-14 (P)
- 1999 – Eagles, 38-31 (P)
- 2001 – Rams, 20-17 ot (P)
*****Rams, 29-24 (StL)**
- 2002 – Eagles, 10-3 (P)
- 2004 – **Rams, 20-7 (StL)**
- 2005 – **Eagles, 17-16 (StL)**
- 2008 – Eagles, 38-3 (P)
- 2011 – **Eagles, 31-13 (StL)**
- 2014 – Eagles, 34-28 (P)
(Pts.– Rams 784, Eagles 770)
- *NFL Championship
- **NFC First Round Playoff
- ***NFC Championship Game



PITTSBURGH STEELERS

(Rams lead series, 15-9-2)

- 1938 – Rams, 13-7 (NO)
- 1939 – **Tie, 14-14 (Cle)**
- 1941 – Rams, 17-14 (Akron, Oh.)
- 1947 – Rams, 48-7 (P)
- 1948 – **Rams, 31-14 (LA)**
- 1949 – Tie, 7-7 (P)
- 1952 – **Rams, 28-14 (LA)**
- 1955 – **Rams, 27-26 (LA)**
- 1956 – Steelers, 30-13 (P)
- 1961 – **Rams, 24-14 (LA)**

- 1964 – Rams, 26-14 (P)
- 1968 – **Rams, 45-10 (LA)**
- 1971 – Rams, 23-14 (P)
- 1975 – **Rams, 10-3 (LA)**
- 1978 – **Rams, 10-7 (LA)**
- 1979 – *Steelers, 31-19
(Pasadena, Calif.)
- 1981 – Steelers, 24-0 (P)
- 1984 – Steelers, 24-14 (P)
- 1987 – **Rams, 31-21 (LA)**
- 1990 – Steelers, 41-10 (P)
- 1993 – **Rams, 27-0 (LA)**
- 1996 – Steelers, 42-6 (P)
- 2003 – Rams, 33-21 (P)
- 2007 – **Steelers, 41-24 (StL)**
- 2011 – Steelers, 27-0 (P)
- 2015 – **Steelers, 12-6 (StL)**
(Pts.– Rams 506, Steelers 479)
- *Super Bowl XIV



SAN DIEGO CHARGERS

(Rams lead series, 6-5)

- 1970 – **Rams, 37-10 (LA)**
- 1975 – Rams, 13-10 (SD) OT
- 1979 – **Chargers, 40-16 (LA)**
- 1988 – **Chargers, 38-24 (LA)**
- 1991 – **Rams, 30-24 (LA)**
- 1994 – Chargers, 31-17 (SD)
- 2000 – **Rams, 57-31 (StL)**
- 2002 – **Rams, 28-24 (StL)**
- 2006 – Chargers, 38-24 (SD)
- 2010 – **Rams, 20-17 (StL)**
- 2014 – Chargers, 27-24 (SD)
(Pts.– Rams 290, Chargers 290)



SAN FRANCISCO 49ers

(49ers lead series, 66-64-3)

- 1950 – Rams, 35-14 (SF)
Rams, 28-21 (LA)
- 1951 – 49ers, 44-17 (SF)
Rams, 23-16 (LA)
- 1952 – **Rams, 35-9 (LA)**
Rams, 34-21 (SF)
- 1953 – 49ers, 31-30 (SF)
49ers, 31-27 (LA)
- 1954 – **Tie, 24-24 (LA)**
Rams, 42-34 (SF)
- 1955 – Rams, 23-14 (SF)
Rams, 27-14 (LA)
- 1956 – 49ers, 33-30 (SF)
Rams, 30-6 (LA)
- 1957 – 49ers, 23-20 (SF)
Rams, 37-24 (LA)
- 1958 – Rams, 33-3 (SF)
Rams, 56-7 (LA)
- 1959 – 49ers, 34-0 (SF)
49ers, 24-16 (LA)
- 1960 – 49ers, 13-9 (SF)
49ers, 23-7 (LA)

SERIES RESULTS



1961 – 49ers, 35-0 (SF)
Rams, 17-7 (LA)
 1962 – Rams, 28-14 (SF)
49ers, 24-17 (LA)
 1963 – **Rams, 28-21 (LA)**
 Rams, 21-17 (SF)
 1964 – **Rams, 42-14 (LA)**
 49ers, 28-7 (SF)
 1965 – **49ers, 45-21 (LA)**
 49ers, 30-27 (SF)
 1966 – **Rams, 34-3 (LA)**
 49ers, 21-13 (SF)
 1967 – **49ers, 27-24 (LA)**
 Rams, 17-7 (SF)
 1968 – **Rams, 24-10 (LA)**
 Tie, 20-20 (SF)
 1969 – Rams, 27-21 (SF)
Rams, 41-30 (LA)
 1970 – **49ers, 20-6 (LA)**
 Rams, 30-13 (SF)
 1971 – Rams, 20-13 (SF)
Rams, 17-6 (LA)
 1972 – **Rams, 31-7 (LA)**
 Rams, 26-16 (SF)
 1973 – Rams, 40-20 (SF)
Rams, 31-13 (LA)
 1974 – **Rams, 37-14 (LA)**
 Rams, 15-13 (SF)
 1975 – Rams, 23-14 (SF)
49ers, 24-23 (LA)
 1976 – **49ers, 16-0 (LA)**
 Rams, 23-3 (SF)
 1977 – **Rams, 34-14 (LA)**
 Rams, 23-10 (SF)
 1978 – **Rams, 27-10 (LA)**
 Rams, 31-28 (SF)
 1979 – **Rams, 27-24 (LA)**
 Rams, 26-20 (SF)
 1980 – **Rams, 48-26 (LA)**
 Rams, 31-17 (SF)
 1981 – 49ers, 20-17 (SF)
49ers, 33-31 (LA)
 1982 – **49ers, 30-24 (LA)**
 Rams, 21-20 (SF)
 1983 – Rams, 10-7 (SF)
49ers, 45-35 (LA)
 1984 – **49ers, 33-0 (LA)**
 49ers, 19-16 (SF)
 1985 – **49ers, 28-14 (LA)**
 Rams, 27-20 (SF)
 1986 – **Rams, 16-13 (LA)**
 49ers, 24-14 (SF)
 1987 – **49ers, 31-10 (LA)**
 49ers, 48-0 (SF)
 1988 – **49ers, 24-21 (LA)**
 Rams, 38-16 (SF)
 1989 – Rams, 13-12 (SF)
49ers, 30-27 (LA)
 ****49ers, 30-3 (SF)
 1990 – Rams, 28-17 (SF)
49ers, 26-10 (LA)
 1991 – 49ers, 27-10 (SF)
49ers, 33-10 (LA)
 1992 – 49ers, 27-24 (SF)
49ers, 27-10 (LA)
 1993 – 49ers, 40-17 (SF)
49ers, 35-10 (LA)
 1994 – **49ers, 34-19 (LA)**
 49ers, 31-27 (SF)
 1995 – **49ers, 44-10 (StL)**

49ers, 41-13 (SF)
 1996 – 49ers, 34-0 (SF)
49ers, 28-11 (StL)
 1997 – **49ers, 15-12 (StL)**
 49ers, 30-10 (SF)
 1998 – **49ers, 28-10 (StL)**
 49ers, 38-19 (SF)
 1999 – **Rams, 42-20 (StL)**
 Rams, 23-7 (SF)
 2000 – **Rams, 41-24 (StL)**
 Rams, 34-24 (SF)
 2001 – Rams, 30-26 (SF)
Rams, 27-14 (StL)
 2002 – 49ers, 37-13 (SF)
Rams, 31-20 (StL)
 2003 – **Rams, 27-24 OT (StL)**
 49ers, 30-10 (SF)
 2004 – Rams, 24-14 (SF)
Rams, 16-6 (StL)
 2005 – 49ers, 28-25 (SF)
49ers, 24-20 (StL)
 2006 – 49ers, 20-13 (SF)
Rams, 20-17 (StL)
 2007 – **49ers, 17-16 (StL)**
 Rams, 13-9 (SF)
 2008 – 49ers, 35-16 (SF)
49ers, 17-16 (StL)
 2009 – 49ers, 35-0 (SF)
49ers, 28-6 (StL)
 2010 – 49ers, 23-20 OT (SF)
Rams, 25-17 (StL)
 2011 – 49ers, 26-0 (SF)
49ers, 34-27 (StL)
 2012 – Tie, 24-24 OT (SF)
Rams, 16-13 OT (StL)
 2013 – 49ers, 35-11 (StL)
 49ers, 23-13 (SF)
 2014 – **49ers, 31-17 (StL)**
 Rams, 13-10 (SF)
 2015 – **Rams, 27-6 (StL)**
 49ers, 19-16 OT (SF)
 (Pts.– Rams 2,819, 49ers 2,953)
 ****NFC Championship



SEATTLE SEAHAWKS (Seahawks lead series, 21-15)

1976 – **Rams, 45-6 (LA)**
 1979 – Rams, 24-0 (Sea)
 1985 – Rams, 35-24 (Sea)
 1988 – **Rams, 31-10 (LA)**
 1991 – Seahawks, 23-9 (Sea)
 1997 – **Seahawks, 17-9 (StL)**
 2000 – Rams, 37-34 (Sea)
 2002 – **Rams, 37-20 (StL)**
 Seahawks, 30-10 (Sea)
 2003 – Seahawks, 24-23 (Sea)
Rams, 27-22 (StL)
 2004 – Rams, 33-27, OT (Sea)
Rams, 23-12 (StL)
 * Rams, 27-20 (Sea)
 2005 – **Seahawks, 37-31 (StL)**
 Seahawks, 31-16 (Sea)
 2006 – **Seahawks, 30-28 (StL)**
 Seahawks, 24-22 (Sea)

2007 – Seahawks, 33-6 (Sea)
Seahawks, 24-19 (StL)
 2008 – Seahawks, 37-13 (Sea)
Seahawks, 23-20 (StL)
 2009 – Seahawks, 28-0 (Sea)
Seahawks, 27-17 (StL)
 2010 – **Rams, 20-3 (StL)**
 Seahawks, 16-6 (Sea)
 2011 – **Seahawks, 24-7 (StL)**
 Seahawks, 30-13 (Sea)
 2012 – **Rams, 19-13 (StL)**
 Seahawks, 20-13 (Sea)
 2013 – Seahawks, 14-9 (StL)
 Seahawks, 27-9 (Sea)
 2014 – **Rams, 28-26 (StL)**
 Seahawks, 20-6 (Sea)
 2015 – **Rams, 34-31 (StL) OT**
 Rams, 23-17 (Sea)
 (Pts.– Rams 729, Seahawks 804)
 *NFC Wildcard Playoff



TAMPA BAY BUCCANEERS (Rams lead series, 15-8)

1977 – **Rams, 31-0 (LA)**
 1978 – **Rams, 26-23 (LA)**
 1979 – Buccaneers, 21-6 (TB)
 ****Rams, 9-0 (TB)
 1980 – Buccaneers, 10-9 (TB)
 1984 – Rams, 34-33 (TB)
 1985 – Rams, 31-27 (TB)
 1986 – **Rams, 26-20 (LA) OT**
 1987 – **Rams, 35-3 (LA)**
 1990 – Rams, 35-14 (TB)
 1992 – Rams, 31-27 (TB)
 1994 – Buccaneers, 24-14 (TB)
 1999 – *****Rams, 11-6 (StL)**
 2000 – Buccaneers, 38-35 (TB)
 2001 – **Buccaneers, 24-17 (StL)**
 2002 – Buccaneers, 26-14 (TB)
 2004 – **Rams, 28-21 (StL)**
 2007 – Buccaneers, 24-3 (TB)
 2010 – Buccaneers, 18-17 (TB)
 2012 – Rams, 28-13 (TB)
 2013 – Rams, 23-13 (StL)
 2014 – Rams, 19-17 (TB)
 2015 – **Rams, 31-23 (StL)**
 (Pts.– Rams 513, Buccaneers 425)
 ****NFC Championship

SERIES RESULTS



TENNESSEE TITANS

(Rams lead series, 7-5)

- 1973 – Rams, 31-26 (Hou)
- 1978 – Rams, 10-6 (Hou)
- 1981 – **Oilers, 27-20 (LA)**
- 1984 – **Rams, 27-16 (LA)**
- 1987 – Oilers, 20-16 (Hou)
- 1990 – **Rams, 17-13 (LA)**
- 1993 – Rams, 28-13 (Hou)
- 1999 – Titans, 24-21 (Ten)
*Rams, 23-16 (Atlanta, Ga.)
- 2005 – **Rams, 31-27 (StL)**
- 2009 – **Titans, 47-7 (Ten)**
- 2013 – Titans, 28-21 (StL)
- (Pts.– Rams 252, Titans 263)
- *Super Bowl XXXIV



WASHINGTON REDSKINS

(Redskins lead series, 25-13-1)

- 1937 – **Redskins, 16-7 (Cle)**
- 1938 – Redskins, 37-13 (W)
- 1941 – Redskins, 17-13 (W)
- 1942 – Redskins, 33-14 (W)
- 1944 – Redskins, 14-10 (W)
- 1945 – ***Rams, 15-14 (Cle)**
- 1948 – Rams, 41-13 (W)
- 1949 – **Rams, 53-27 (LA)**
- 1951 – Redskins, 31-21 (W)
- 1962 – Redskins, 20-14 (W)
- 1963 – **Redskins, 37-14 (LA)**
- 1967 – **Tie, 28-28 (LA)**
- 1969 – Rams, 24-13 (W)
- 1971 – **Redskins, 38-24 (LA)**
- 1974 – **Redskins, 23-17 (LA)**
*****Rams, 19-10 (LA)**
- 1977 – Redskins, 17-14 (W)
- 1981 – **Redskins, 30-7 (LA)**
- 1983 – **Redskins, 42-20 (LA)**
***Redskins, 51-7 (W)
- 1986 – ****Redskins, 19-7 (W)**
- 1987 – Rams, 30-26 (W)
- 1991 – **Redskins, 27-6 (LA)**
- 1993 – **Rams, 10-6 (LA)**
- 1994 – **Redskins, 24-21 (LA)**
- 1995 – **Redskins, 35-23 (StL)**
- 1996 – **Redskins, 17-10 (StL)**
- 1997 – Rams, 23-20 (W)
- 2000 – **Redskins, 33-20 (StL)**
- 2002 – Redskins, 20-17 (W)
- 2005 – **Redskins, 24-9 (StL)**
- 2006 – **Rams, 37-31 OT (StL)**
- 2008 – Rams, 19-17 (W)
- 2009 – Redskins, 9-7 (W)
- 2010 – **Rams, 30-16 (StL)**
- 2011 – **Redskins, 17-10 (StL)**
- 2012 – **Rams, 31-28 (StL)**
- 2014 – Rams, 24-0 (W)

2015 – Redskins, 24-10 (W)
(Pts.– Redskins 904, Rams 719)
* NFL Championship
**NFC First Round Playoff
***NFC Divisional Playoff

PRESEASON RESULTS



(Site)	Opponent	Rams	Opp.	(Site)	Opponent	Rams	Opp.
1937	None			1953 (6-2)			
1938 (0-0-1)				Long Beach	Fort Ord Army, Calif.	24	0
Cleveland	Ohio College All-Stars	7	7	San Diego	11th Naval Dist.	72	19
1939 (1-0)				Los Angeles	Washington	20	7
Cleveland	Ohio College All-Stars	28	0	Los Angeles	Cleveland	27	9
1940 (2-0)				Los Angeles	San Francisco	35	10
Cleveland	Midwest College All-Stars	0		Portland	Chicago Cardinals	10	23
Steubenville	East Chicago Indians	39	0	Little Rock	Philadelphia	17	28
1941 (1-0)				Pittsburgh	Pittsburgh	49	6
Cleveland	Ohio All-Stars	37	7	1954 (5-2)			
1942 (2-0)				Long Beach	Fort Ord Army, Calif.	34	13
East Liverpool	Pittsburgh	35	6	Portland	New York Giants	30	7
Akron	New York Giants	18	7	Los Angeles	Washington	27	7
1943	None			Los Angeles	Cleveland	38	10
1944 (2-0)				Portland	Chicago Cardinals	51	17
Cleveland	Boston Yanks	9	0	Los Angeles	San Francisco	27	28
Sampson, N.Y.	Sampson Navy	26	12	San Antonio	Philadelphia	21	24
1945 (3-1)				1955 (4-3)			
Buffalo	Pittsburgh	21	0	Long Beach	Fort Ord Army, Calif.	44	17
Cleveland	Washington	21	0	Portland	Pittsburgh	35	24
Cleveland	New York Giants	38	23	Los Angeles	Washington	28	31
Akron	Philadelphia	7	17	Portland	New York Giants, OT	23	17
1946 (2-1)				Los Angeles	Cleveland	38	21
Chicago	College All-Stars	0	16	Los Angeles	San Francisco	10	31
Los Angeles	Washington	16	14	Denver	Philadelphia	21	35
San Diego	San Diego Bombers	42	17	1956 (3-4)			
1947 (3-1)				Long Beach	Fort Ord Army, Calif.	62	7
Los Angeles	Washington	20	7	Los Angeles	Washington	21	39
Des Moines	Boston Yanks	24	0	Los Angeles	Cleveland	17	6
Indianapolis	Detroit	21	0	Seattle	New York Giants	10	20
New York	New York Giants	3	30	Los Angeles	Chicago Cardinals	69	21
1948 (2-2)				Los Angeles	San Francisco	33	24
Los Angeles	Washington	10	21	Portland	Pittsburgh	17	20
Honolulu	Hawaiian Warriors	41	20	1957 (6-1)			
Honolulu	Hawaiian Warriors	42	7	Long Beach	So. Calif. All-Stars	84	0
Dallas	Philadelphia	7	21	Los Angeles	Washington	45	14
1949 (2-1-1)				Los Angeles	New York Giants	7	24
Los Angeles	Washington	28	34	Portland	Chicago Cardinals	63	21
San Antonio	New York Bulldogs	21	14	Los Angeles	Cleveland	20	14
Little Rock	Philadelphia	24	24	Los Angeles	San Francisco	58	27
Omaha	New York Giants	14	7	Mobile, Ala.	Washington	14	3
1950 (2-3)				1958 (5-2)			
Los Angeles	Washington	14	17	Pasadena	Calif. All-Stars	73	0
Los Angeles	Chicago Cardinals	34	31	Los Angeles	Washington	31	10
Los Angeles	Philadelphia	14	49	Los Angeles	New York Giants	38	10
San Antonio	Baltimore	70	21	Los Angeles	Cleveland	10	13
New York	New York Giants	14	24	Seattle	Chicago Cardinals	26	27
1951 (5-2)				Los Angeles	San Francisco	40	38
San Diego	11th Naval Dist.	55	2	Los Angeles	Pittsburgh	31	6
Los Angeles	Washington	58	14	1959 (3-2-1)			
Los Angeles	Chicago Bears	42	14	Boulder, Colo.	Detroit	20	20
Little Rock	Philadelphia	31	26	Los Angeles	Washington	21	23
Salt Lake City	Chicago Cardinals	21	36	Los Angeles	Chicago Cardinals	34	21
Cleveland	Cleveland	6	7	Los Angeles	Cleveland	24	27
New York	New York Giants	23	21	Los Angeles	San Francisco	48	14
1952 (4-3)				Los Angeles	Philadelphia	31	28
San Diego	11th Naval Dist.	45	6	1960 (4-2)			
Chicago	College All-Stars	10	7	Los Angeles	Philadelphia	7	20
Los Angeles	Washington	45	23	Los Angeles	Washington	26	21
Portland	Chicago Cardinals	24	14	Los Angeles	Cleveland	22	17
Los Angeles	San Francisco	7	17	Pendleton, Ore.	Dallas	49	14
Philadelphia	Philadelphia	14	35	Los Angeles	San Francisco	28	17
New York	New York Giants	17	30	Los Angeles	New York Giants	6	20

PRESEASON RESULTS



(Site)	Opponent	Rams	Opp.	(Site)	Opponent	Rams	Opp.
1961 (2-2-1)				1971 (4-3)			
Los Angeles	Washington	26	7	Canton	Houston	17	6
Los Angeles	New York Giants	17	17	Los Angeles	Dallas	21	45
Los Angeles	Cleveland	17	34	Los Angeles	Cleveland	17	5
Los Angeles	San Francisco	20	38	Berkeley	Oakland	7	20
Minnesota	Minnesota	21	17	Foxboro	New England	31	21
1962 (2-3)				Los Angeles	San Diego	14	20
Los Angeles	Washington	37	7	Los Angeles	San Francisco	23	20
Portland	Minnesota	33	24	1972 (1-5)			
Los Angeles	New York Giants	24	31	Los Angeles	Cleveland	13	3
Los Angeles	Cleveland	24	26	Los Angeles	Dallas	13	27
Los Angeles	San Francisco	3	19	Los Angeles	Oakland	9	34
1963 (2-3)				Kansas City	Kansas City	13	19
Los Angeles	Dallas	14	17	San Diego	San Diego	13	14
Los Angeles	Minnesota	3	27	Los Angeles	San Francisco	14	17
Portland	Dallas	20	17	1973 (2-3-1)			
Los Angeles	Cleveland	14	23	Los Angeles	Dallas	7	24
Los Angeles	San Francisco	17	0	Los Angeles	Cleveland	21	21
1964 (3-2)				Berkeley	Oakland	3	16
Los Angeles	Dallas	17	6	Miami	Miami	14	17
Los Angeles	Cleveland	31	56	Los Angeles	San Diego	30	17
Portland	Dallas	25	16	Los Angeles	San Francisco	38	10
Los Angeles	Minnesota	23	34	1974 (5-1)			
Los Angeles	San Francisco	21	17	Los Angeles	Cleveland	24	21
1965 (3-2)				Los Angeles	Dallas	6	13
Los Angeles	Dallas	9	0	Los Angeles	Kansas City	58	16
Los Angeles	Cleveland	19	21	Los Angeles	Miami	31	13
Nashville	Chicago	14	28	San Diego	San Diego	30	16
Los Angeles	Philadelphia	10	0	San Francisco	San Francisco	17	7
Los Angeles	San Francisco	34	14	1975 (5-1)			
1966 (3-2)				Los Angeles	Dallas	35	7
Los Angeles	Cleveland	16	6	Los Angeles	San Francisco	10	6
Los Angeles	Dallas	10	20	Buffalo	Buffalo	24	31
Minnesota	Minnesota	10	24	Kansas City	Kansas City	14	6
Los Angeles	St. Louis	32	14	Los Angeles	Philadelphia	35	0
Los Angeles	San Francisco	29	0	Los Angeles	Oakland	6	0
1967 (6-0)				1976 (6-0)			
Anaheim	New Orleans	16	7	Los Angeles	Tampa Bay	26	3
Los Angeles	Dallas	20	6	Los Angeles	Dallas	26	14
Los Angeles	Cleveland	24	17	Seattle	Seattle	16	13
San Diego	San Diego	50	7	Oakland	Oakland	23	14
Los Angeles	Kansas City	44	24	Los Angeles	Buffalo	31	17
Los Angeles	San Francisco	34	7	Los Angeles	San Francisco	10	3
1968 (4-2)				1977 (1-5)			
Anaheim	New Orleans	21	17	Los Angeles	Minnesota	17	22
Los Angeles	Cleveland	23	21	Los Angeles	Philadelphia	20	3
Los Angeles	Dallas	10	42	San Francisco	San Francisco	14	23
San Diego	San Diego	13	35	Kansas City	Kansas City	19	27
Los Angeles	Kansas City	36	16	Los Angeles	San Diego	25	26
Los Angeles	San Francisco	21	20	Los Angeles	Oakland	0	21
1969 (4-2)				1978 (2-2)			
Los Angeles	Dallas	24	17	Los Angeles	New England	7	14
Los Angeles	Cleveland	3	10	Los Angeles	San Diego	0	17
Los Angeles	Kansas City	14	42	Seattle	Seattle	26	7
San Diego	San Diego	24	14	Oakland	Oakland	28	3
Los Angeles	Buffalo	50	20	1979 (4-0)			
Anaheim	San Francisco	31	28	Los Angeles	Oakland, OT	20	14
1970 (6-0)				Foxboro	New England	15	3
Los Angeles	Cleveland	30	17	Los Angeles	Seattle	21	17
Los Angeles	Dallas	17	10	Los Angeles	San Diego	23	7
Los Angeles	Oakland	34	23	1980 (2-2)			
San Diego	San Diego	16	14	Anaheim	New England	31	35
Pasadena	Houston	20	3	Anaheim	Dallas	16	19
Los Angeles	San Francisco	17	14	Denver	Denver	26	13
				Anaheim	San Diego	34	17

PRESEASON RESULTS



(Site)	Opponent	Rams	Opp.	(Site)	Opponent	Rams	Opp.
1981 (2-2)				1993 (0-4)			
Anaheim	New England	21	34	Phoenix	Phoenix	13	24
Anaheim	Dallas	33	21	Anaheim	San Diego	17	23
San Diego	San Diego	29	33	Cleveland	Cleveland	10	21
Anaheim	Minnesota	34	31	Anaheim	Los Angeles Raiders	19	20
1982 (2-2)				1994 (0-4)			
Anaheim	Denver	20	33	Madison, Wi.	Green Bay	6	14
Cleveland	Cleveland	23	26	Anaheim	New England	10	28
Anaheim	Seattle	23	13	Anaheim	Los Angeles Raiders	20	29
Anaheim	San Diego	20	14	San Diego	San Diego	6	24
1983 (2-2)				1995 (1-3)			
Anaheim	San Diego	34	20	Seattle	Seattle	20	34
Anaheim	Dallas	7	30	Oakland	Oakland	22	27
Anaheim	New England	13	7	Jacksonville	Jacksonville	27	10
San Diego	San Diego	17	27	San Diego	San Diego	9	17
1984 (2-2)				1996 (3-1)			
San Diego	San Diego	10	17	Pittsburgh	Pittsburgh	10	16
Anaheim	Cleveland	10	21	St. Louis	Jacksonville	17	10
Anaheim	Green Bay	27	24	Kansas City	Kansas City	34	30
Anaheim	San Diego	47	14	St. Louis	San Diego	37	34
1985 (3-1)				1997 (2-2)			
Anaheim	Houston	7	3	Minnesota	Minnesota	6	24
Anaheim	St. Louis	39	7	St. Louis	Arizona	12	0
Columbus	Philadelphia	12	14	Dallas	Dallas	31	34
Anaheim	New England	14	13	St. Louis	Kansas City	14	13
1986 (2-2)				1998 (2-2)			
Anaheim	Houston	14	17	St. Louis	Denver	13	20
Anaheim	San Francisco	31	17	San Diego	San Diego	27	41
Anaheim	San Diego	20	17	St. Louis	Dallas	22	14
Denver	Denver	10	19	Kansas City	Kansas City	10	6
1987 (3-2)				1999 (2-2)			
London	Denver	28	27	St. Louis	Oakland	17	18
Anaheim	Seattle	23	14	Chicago	Chicago	24	38
San Diego	San Diego	23	21	St. Louis	San Diego	24	21
Anaheim	Denver	20	24	Detroit	Detroit	17	6
Anaheim	Washington	14	26	2000 (2-2)			
1988 (2-3)				St. Louis	Oakland	31	17
Canton	Cincinnati	7	14	Nashville	Tennessee	3	30
Anaheim	Denver	31	40	St. Louis	Buffalo	27	31
Anaheim	San Diego	27	6	Dallas	Dallas	24	17
Anaheim	Houston, OT	17	20	2001 (3-2)			
San Diego	San Diego	31	24	Canton	Miami	17	10
1989 (4-1)				Buffalo	Buffalo	24	10
Tokyo	San Francisco, OT	16	13	St. Louis	Tennessee	10	23
Denver	Denver	13	17	San Diego	San Diego, OT	10	13
Anaheim	Phoenix	23	20	St. Louis	Kansas City	21	17
Anaheim	Minnesota	24	12	2002 (0-4)			
Anaheim	Detroit	24	14	Tennessee	Tennessee	26	28
1990 (2-2)				St. Louis	Chicago	17	19
Berlin	Kansas City	19	3	St. Louis	San Diego	10	31
Anaheim	San Diego	27	30	Kansas City	Kansas City	16	23
Anaheim	Phoenix	27	7	2003 (1-3)			
Washington	Washington	10	37	Oakland	Oakland	6	7
1991 (1-3)				St. Louis	Tampa Bay	26	16
Jacksonville	Atlanta	17	38	Buffalo	Buffalo	24	28
Anaheim	San Diego	24	3	St. Louis	Kansas City	6	22
Anaheim	Seattle	7	23	2004 (1-3)			
Memphis	Houston	13	16	St. Louis	Chicago, OT	10	13
1992 (3-1)				Kansas City	Kansas City	7	24
Seattle	Seattle	21	7	St. Louis	Washington	28	3
Anaheim	Los Angeles Raiders, OT	19	16	Oakland	Oakland	24	28
Anaheim	Green Bay, OT	16	13				
San Diego	San Diego	19	30				

PRESEASON RESULTS



(Site)	Opponent	Rams	Opp.	(Site)	Opponent	Rams	Opp.
2005 (3-1)				2011 (4-0)			
St. Louis	Chicago	17	13	St. Louis	Indianapolis	33	10
San Diego	San Diego	21	36	St. Louis	Tennessee	17	16
Detroit	Detroit	37	13	Kansas City	Kansas City	14	10
St. Louis	Kansas City	27	23	Jacksonville	Jacksonville	24	17
2006 (1-3)				2012 (2-2)			
St. Louis	Indianapolis	19	17	Indianapolis	Indianapolis	3	38
St. Louis	Houston	20	27	St. Louis	Kansas City	31	17
Kansas City	Kansas City	12	16	Dallas	Dallas	19	20
Miami	Miami	9	29	St. Louis	Baltimore	31	17
2007 (2-2)				2013 (1-3)			
Minneapolis	Minnesota	13	10	Cleveland	Cleveland	19	27
St. Louis	San Diego	13	30	St. Louis	Green Bay	7	19
Oakland	Oakland	10	20	Denver	Denver	26	27
St. Louis	Kansas City	10	3	St. Louis	Baltimore	24	21
2008 (2-2)				2014 (1-3)			
Nashville	Tennessee	13	34	St. Louis	New Orleans	24	26
St. Louis	San Diego	7	6	St. Louis	Green Bay	7	21
St. Louis	Baltimore	24	10	Cleveland	Cleveland	33	14
Kansas City	Kansas City	17	21	Miami	Miami	13	14
2009 (3-1)				2015 (0-4)			
Meadowlands	New York Jets	23	20	Oakland	Oakland	3	18
St. Louis	Atlanta	13	20	Tennessee	Tennessee	14	27
Cincinnati	Cincinnati	24	21	St. Louis	Indianapolis	14	24
St. Louis	Kansas City	17	9	St. Louis	Kansas City	17	24
2010 (3-1)							
St. Louis	Minnesota	7	28				
Cleveland	Cleveland	19	17				
New England	New England	36	35				
St. Louis	Baltimore	27	21				

SUMMARY



Summary (1937-2012)	Won	Lost	Tied	Summary (1937-2012)	Won	Lost	Tied
Rams vs. Arizona	11	4	0	Rams vs. Jacksonville	3	0	0
Rams vs. Atlanta	0	2	0	Rams vs. Kansas City	14	9	0
Rams vs. Baltimore	4	0	0	Rams vs. Miami	2	3	0
Rams vs. Boston Yanks	2	0	0	Rams vs. Minnesota	5	6	0
Rams vs. Buffalo	3	3	0	Rams vs. New York Bulldogs	1	0	0
Rams vs. Calif. All-Stars	2	0	0	Rams vs. New York Giants	7	7	1
Rams vs. Chicago	2	4	0	Rams vs. New York Jets	1	0	0
Rams vs. Cincinnati	1	1	0	Rams vs. New England	5	4	0
Rams vs. Cleveland Browns	15	13	1	Rams vs. New Orleans	2	1	0
Rams vs. College All-Stars	4	1	1	Rams vs. Oakland/Los Angeles	7	12	0
Rams vs. Dallas	13	11	0	Rams vs. Philadelphia	5	9	1
Rams vs. Denver	2	7	0	Rams vs. Pittsburgh	5	2	0
Rams vs. Detroit	4	0	1	Rams vs. San Diego	18	18	0
Rams vs. East Chicago Indians	1	0	0	Rams vs. San Diego Bombers	1	0	0
Rams vs. Green Bay	2	3	0	Rams vs. San Francisco	21	7	0
Rams vs. Hawaiian Warriors	2	0	0	Rams vs. Seattle	6	2	0
Rams vs. Houston/Tennessee	4	8	0	Rams vs. Tampa Bay	2	0	0
Rams vs. Houston Texans	0	1	0	Rams vs. Washington	14	8	0
Rams vs. Indianapolis	3	2	0	Rams vs. Service teams	8	0	0
				TOTAL	201	147	5

ALL-TIME DRAFT

2016 MEDIA GUIDE





SELECTIONS BY SCHOOL, 1937-2016

Abilene Christian	2	George Washington	1	North Texas State	6	Syracuse	3
Alabama	12	Georgia	15	Northeastern	1	Tampa	2
Alabama A&M	1	Georgia Southern	2	Northern Arizona	3	Tenn.-Chattanooga	1
Alabama State	4	Georgia Tech	17	Northern Illinois	2	Tennessee	13
Albright	1	Grambling	3	Northwestern	6	Tennessee State	5
Alcorn State	2	Hampton	1	Northwestern State (LA)	1	Tennessee Tech	1
Allegheny College	1	Hanover (IN)	1	Notre Dame	32	Texas	21
Alma	1	Hardin-Simmons	1	Occidental	1	Texas A&I	1
Appalachian State	1	Harvard	1	Ohio State	28	Texas A&M	16
Arizona	12	Hawaii	6	Ohio University	2	Texas Christian	7
Arizona State	12	Heidelberg	1	Oklahoma	25	Texas Mines	1
Arkansas	15	Hillsdale (MI)	3	Oklahoma A&M	1	Texas Southern	2
Arkansas State	1	Hofstra	2	Oklahoma City	2	Texas Tech	9
Arkansas Tech	3	Holy Cross	4	Oklahoma State	4	Texas Western	1
Arkansas-Monticello	1	Houston	13	Oregon	23	Texas-Arlington	2
Arkansas-Pine Bluff	1	Howard	1	Oregon State	18	Toledo	5
Army	1	Idaho	4	Pacific	10	Trinity (CT)	2
Arnold (CT)	1	Illinois	15	Pacific Lutheran	1	Trinity (TX)	2
Auburn	11	Indiana	11	Page	1	Tulane	7
Austin (TX)	2	Iowa	13	Parsons	1	Tulsa	13
Azusa Pacific	1	Iowa State	1	Penn State	15	UCLA	44
Bakersfield J.C.	1	Jackson State	5	Pittsburg State (KS)	1	UNLV	1
Baldwin-Wallace	4	James Madison	1	Pittsburgh	14	USC	38
Ball State	3	Kansas	10	Portland State	2	Utah	6
Baylor	18	Kansas State	5	Prairie View A&M	1	Utah State	7
Bishop (TX)	1	Kent State	2	Purdue	12	UTEP	3
Boise J.C.	1	Kentucky	14	Queen's (Ontario)	1	Valparaiso	2
Boise State	2	Kentucky State	1	Rensselaer (NY)	1	Vanderbilt	7
Boston College	9	Lafayette	1	Rhode Island	2	Villanova	9
Boston University	2	Lakeland (WI)	1	Rice	6	Virginia	8
Bowling Green	2	Lamar	2	Richmond	4	Virginia Military	1
Brown	1	Langston (OK)	1	Rutgers	3	Virginia State	1
Bucknell	2	Lincoln (MO)	1	Sam Houston State	1	Virginia Tech	4
Buffalo	1	Linfield (OR)	2	San Bernardino Valley J.C.	1	Virginia Union	1
BYU	3	Lock Haven (PA)	1	San Diego State	11	Wabash (IN)	1
C.W. Post	1	Long Beach State	1	San Francisco	3	Wake Forest	5
Cal Poly-SLO	4	Loras (IA)	1	San Jose State	8	Washington	38
Cal State-Fullerton	1	Louisville	3	Santa Ana J.C.	1	Washington & Jefferson	1
Cal State-Los Angeles	3	LSU	17	Santa Clara	4	Washington State	16
California	15	Louisiana-Lafayette	1	SMU	9	Wayne State (NE)	2
Cal-Riverside	2	Louisville	1	Southern Mississippi	1	Weber State	4
Carnegie-Mellon	1	Mankato State	1	South Carolina	8	West TX St/West TX A&M	9
Carthage	1	Marquette	4	South Carolina State	3	West Virginia	11
Case Western Reserve	2	Marshall	1	South Dakota	1	Westchester (PA)	1
Catawba	2	Maryland	6	South Florida	2	Western Kentucky	2
Catholic	1	McMurry State (TX)	1	Southern	5	Western Michigan	1
Central Florida	1	McNeese State	4	Southern Connecticut	1	Western New Mexico	1
Central Michigan	1	Memphis	1	Southern Illinois	2	Wheaton	1
Central State (MO)	1	Memphis State	7	Southern Mississippi	8	Whitworth	1
Central Washington	1	Mesa (CO)	1	Southern Oregon	2	Wichita State	3
Cincinnati	8	Miami (FL)	13	Southwestern	1	Widener	1
Citadel	2	Miami (OH)	5	St. Ambrose (IA)	2	Wiley College (TX)	1
Clark (GA)	1	Michigan	12	St. Augustine	1	William & Mary	2
Clemson	12	Michigan State	20	St. Joseph's (IN)	1	Williamette	1
Colgate	3	Middle Tenn. State	1	St. Mary's (CA)	7	Winston-Salem	1
College of Idaho	2	Miles (AL)	1	St. Norbert	1	Wisconsin	12
College of the Ozarks	1	Minnesota	8	Stanford	10	Wisconsin-LaCrosse	3
Colorado	12	Mississippi	6	Stephen F. Austin	2	Wisconsin-Whitewater	3
Colorado College	1	Mississippi College	1	Sul Ross (TX)	2	Wittenberg	1
Colorado Mines	1	Mississippi State	11	SW Louisiana	1	Wyoming	4
Colorado State	2	Missouri	9	SW Missouri State	1	Xavier	1
Compton J.C.	1	Missouri Western	1	SW Texas State	1	Youngstown State	1
Concordia (MN)	1	Montana	3				
Cornell	4	Montana State	4				
Dakota Wesleyan	1	Moorhead State (MN)	1				
Dayton	3	MS Valley State	1				
Denver	2	Murray State	2				
Drake	2	Navy	1				
Duke	5	NE Louisiana	1				
Duquesne	2	NE Oklahoma	2				
East Carolina	2	Nebraska	23				
East Texas State	1	Nevada-Reno	1				
Eastern Illinois	2	New Haven (CT)	1				
Eastern Kentucky	2	New Mex. Highlands	1				
Eastern Michigan	1	New Mexico	4				
Eastern Washington	2	New Mexico State	5				
Elon College	1	NM Highlands	1				
Emporia State	1	Norfolk State	1				
Fairmont State	1	North Alabama	1				
Florida	11	North Carolina	10				
Florida A&M	3	North Carolina A&T	2				
Florida State	9	North Carolina Central	3				
Fordham	5	North Carolina State	5				
Franklin (IN)	1	North Dakota	1				
Fresno State	7	North Dakota State	2				

TOP SCHOOLS

UCLA 44; Washington 38; USC 38; Notre Dame 32; Ohio State 28; Oklahoma 25; Nebraska 23; Oregon 23; Texas 21; Michigan State 20; Oregon State 18; Baylor 18; Georgia Tech 17; LSU 17; Texas A&M 16; Washington State 16.

FIRST ROUND DRAFT CHOICES BY POSITION

Running Backs	34
Offensive Linemen	22
Defensive Linemen	14
Linebackers	10
Wide Receivers	9
Defensive Backs	5
Quarterbacks	4
Tight Ends	1
Punters/Kickers	0

DRAFT CHOICES BY CLASS 1937-2016



2016

Rd.	Player	Pos.	College	Sel. #
1.	Jared Goff	QB	California	1
4.	Tyler Higbee	TE	Western Kentucky	110
4.	Pharoah Cooper	WR	South Carolina	117
6.	Temarrick Hemingway	TE	S. Carolina State	177
6.	Josh Forrest	LB	Kentucky	119
6.	Michael Thomas	WR	Southern Mississippi	206

2015

Rd.	Player	Pos.	College	Sel. #
1.	Todd Gurley	RB	Georgia	10
2.	Rob Havenstein	OT	Wisconsin	57
3.	Jamon Brown	OL	Louisville	72
3.	Sean Mannion	QB	Oregon State	89
4.	Andrew Donnal	OL	Iowa	119
6.	Bud Sasser	WR	Missouri	201
6.	Cody Wichmann	OL	Fresno State	215
7.	Bryce Hager	LB	Baylor	224
7.	Martin Ifedi	DE	Memphis	227

2015 SUPPLEMENTAL

Rd.	Player	Pos.	College	Sel. #
5.	Isaiah Battle	OT	Clemson	-

2014

Rd.	Player	Pos.	College	Sel. #
1.	Greg Robinson	OT	Auburn	2
1.	Aaron Donald	DT	Pittsburgh	13
2.	Lamarcus Joyner	DB	Florida State	41
3.	Tre Mason	RB	Auburn	75
4.	Maurice Alexander	S	Utah State	110
6.	E.J. Gaines	CB	Missouri	188
6.	Garrett Gilbert	QB	SMU	214
7.	Mitchell Van Dyk	OL	Portland State	226
7.	Christian Bryant	S	Ohio State	241
7.	Michael Sam	DE	Missouri	249
7.	Demetrius Rhaney	C	Tennessee State	250

2013

Rd.	Player	Pos.	College	Sel. #
1.	Tavon Austin	WR	West Virginia	8
1.	Alec Ogletree	LB	Georgia	30
3.	T.J. McDonald	S	USC	71
3.	Stedman Bailey	WR	West Virginia	92
4.	Barrett Jones	OL	Alabama	113
5.	Brandon McGee	CB	Miami	149
5.	Zac Stacy	RB	Vanderbilt	160

2012

Rd.	Player	Pos.	College	Sel. #
1.	Michael Brockers	DT	LSU	14
2.	Brian Quick	WR	Appalachian State	33

2.	Janoris Jenkins	CB	North Alabama	39
2.	Isaiah Pead	RB	Cincinnati	50
3.	Trumaine Johnson	CB	Montana	65
4.	Chris Givens	WR	Wake Forest	96
5.	Roquevious Watkins	OT	South Carolina	150
6.	Greg Zuerlein	K	Missouri Western	171
7.	Aaron Brown	LB	Hawaii	209
7.	Daryl Richardson	RB	Abilene Christian	252

2011

Rd.	Player	Pos.	College	Sel. #
1.	Robert Quinn	DE	North Carolina	14
2.	Lance Kendricks	TE	Wisconsin	47
3.	Austin Pettis	WR	Boise State	78
4.	Greg Salas	WR	Hawaii	112
5.	Jermale Hines	S	Ohio State	158
7.	Mikail Baker	S	Baylor	216
7.	Jabara Williams	LB	Stephen F. Austin	228
7.	Jonathan Nelson	S	Oklahoma	229

2010

Rd.	Player	Pos.	College	Sel. #
1.	Sam Bradford	QB	Oklahoma	1
2.	Rodger Saffold	OT	Indiana	33
3.	Jerome Murphy	CB	South Florida	65
4.	Mardy Gilyard	WR	Cincinnati	99
5.	(A) Michael Hoomanawanui	TE	Illinois	132
5.	(B) Hall Davis	DE	Louisiana-Lafayette	149
6.	(A) Fendi Onobun	TE	Houston	170
6.	(B) Eugene Sims	DE	West Texas A&M	189
7.	(A) Marquis Johnson	CB	Alabama	211
7.	(B) George Selvie	DE	South Florida	226
8.	(C) Josh Hull	LB	Penn State	254

2009

Rd.	Player	Pos.	College	Sel. #
1.	Jason Smith	T	Baylor	2
2.	James Laurinaitis	LB	Ohio State	35
3.	Bradley Fletcher	CB	Iowa	66
4.	Darell Scott	DT	Clemson	103
5.	Brooks Foster	WR	North Carolina	160
6.	Keith Null	QB	West Texas A&M	196
7.	Chris Ogbonnaya	RB	Texas	211

2008

Rd.	Player	Pos.	College	Sel. #
1.	Chris Long	DE	Virginia	2
2.	Donnie Avery	WR	Houston	33
3.	John Greco	T	Toledo	65
4.	(A) Justin King	CB	Penn State	101
4.	(B) Keenan Burton	WR	Kentucky	128
5.	Roy Schuening	G	Oregon State	157
6.	Choice to Washington			
6.	Choice to Washington			
7.	Choice to Green Bay			
7.	(A) Chris Chamberlain	LB	Tulsa	228
8.	(B) David Vobora	LB	Idaho	252

2007*April 28-29*

Rd.Player	Pos.	College	Sel. #
1. Adam Carriker	DL	Nebraska	13
2. Brian Leonard	RB	Rutgers	52
3. Choice to Kansas City			
3. Jonathan Wade	CB	Tennessee	84
4. Choice to Detroit			
5. Dustin Fry from Detroit	C	Clemson	139
5. Clifton Ryan from Detroit thru St. Louis	DT	Michigan State	154
6. Ken Shackelford	T	Georgia	190
7. Choice to Miami			
7. (A) Keith Jackson compensatory selection	DT	Arkansas	248
7. (B) Derek Stanley compensatory selection	WR	Wisconsin-Whitewater	249

2006*April 29-30*

Rd.Player	Pos.	College	Sel. #
1. Tye Hill from Denver	CB	Clemson	15
2. Joe Klopfenstein	TE	Colorado	46
3. (A) Claude Wroten from San Francisco thru Denver	DT	LSU	68
3. (B) Jon Alston	LB	Stanford	77
3. (C) Dominique Byrd from Denver thru Atlanta and Green Bay	TE	USC	93
4. Victor Adeyanju from San Diego	DE	Indiana	113
5. Marques Hagans	WR	Virginia	144
6. Choice to Green Bay			
7. (A) Tim McGarigle	LB	Northwestern	221
7. (B) Mark Setterstrom compensatory selection	G	Minnesota	242
7. (C) Tony Palmer compensatory selection	G	Missouri	243

2005*April 23-24*

Rd.Player	Pos.	College	Sel. #
1. Alex Barron	T	Florida State	19
2. Ronald Bartell	CB	Howard	50
3. (A) Oshiomogho Atogwe from Miami	S	Stanford	66
3. (B) Richie Incognito	G	Nebraska	81
4. (A) Jerome Carter	S	Florida State	117
4. (B) Claude Terrell compensatory selection	G	New Mexico	134
5. Jerome Collins from N.Y. Giants thru San Diego and Tampa Bay	TE	Notre Dame	144
6. (A) Dante Ridgeway	WR	Ball State	192
6. (B) Reggie Hodges compensatory selection	P	Ball State	210
7. Choice to Tampa Bay			
7. (A) Ryan Fitzpatrick compensatory selection	QB	Harvard	250
7. (B) Madison Hedgecock compensatory selection	FB	North Carolina	251

2004*April 24-25*

Rd.Player	Pos.	College	Sel. #
1. Steven Jackson from Denver thru Cincinnati	RB	Oregon State	24
2. Choice to New Orleans			
3. Anthony Hargrove	DE	Georgia Tech	91
4. Choice to Cincinnati			
4. Brandon Chillar compensatory selection	LB	UCLA	130
5. Jason Shivers	S	Arizona State	158
6. Jeff Smoker compensatory selection	QB	Michigan State	201
7. Choice to Indianapolis			
7. (A) Erik Jensen compensatory selection	TE	Iowa	237
7. (B) Larry Turner compensatory selection	C	Eastern Kentucky	238

2003*April 26-27*

Rd.Player	Pos.	College	Sel. #
1. Jimmy Kennedy	DT	Penn State	12
2. Pisa Tinoisamoa	LB	Hawaii	43
3. Kevin Curtis	WR	Utah State	74
4. (A) Shaun McDonald	WR	Arizona State	106
4. (B) DeJuan Groce from Washington	CB	Nebraska	107
5. (A) Dan Curley	TE	Eastern Washington	148
5. (B) Shane Walton compensatory selection	CB	Notre Dame	170
5. (C) Kevin Garrett compensatory selection	CB	SMU	172
6. Scott Tercero	G	California	184
7. Choice to New England			
7. (A) Scott Shanle	LB	Nebraska	251
7. (B) Richard Angulo compensatory selection	TE	Western New Mexico	254

2002*April 20-21*

Rd.Player	Pos.	College	Sel. #
1. Robert Thomas	LB	UCLA	31
2. Travis Fisher	CB	Central Florida	64
3. (A) Lamar Gordon	RB	North Dakota State	84
3. (B) Eric Crouch from Kansas City	WR	Nebraska	95
4. Travis Scott	G	Arizona State	130
5. Courtland Bullard	LB	Ohio State	167
6. Choice to Indianapolis			
6. Steve Bellisari from New England	S	Ohio State	205
7. Chris Massey	LS	Marshall	243

2001*April 21-22*

Rd.Player	Pos.	College	Sel. #
1. (A) Damione Lewis from Kansas City	DT	Miami (FL)	12
1. (B) Adam Archuleta	S	Arizona State	20
1. (C) Ryan Pickett from Tennessee	DT	Ohio State	29
2. Tommy Polley from Kansas City	LB	Florida State	42
2. Choice to Arizona			
3. Brian Allen	LB	Florida State	83
4. (A) Milton Wynn	WR	Washington State	116
4. (B) Brandon Manumaleuna compensatory selection	TE	Arizona	129
5. Jerametrious Butler from Washington	CB	Kansas State	145
5. Choice to Washington			
6. Choice to Washington			
6. Francis St. Paul compensatory selection	WR	Northern Arizona	197
7. Choice to Green Bay			

2000*April 15-16*

Rd.Player	Pos.	College	Sel. #
1. Trung Canidate	RB	Arizona	31
2. Jacoby Shepherd	CB	Oklahoma State	62
3. John St. Clair	C	Virginia	94
4. Kaulana Noa from Chicago	T	Hawaii	104
4. Choice to Chicago			
5. Brian Young	DE	UTEP	139
5. Choice to Chicago thru Detroit			
6. Matt Bowen	S	Iowa	198
7. Andrew Kline from Detroit	G	San Diego State	220
7. Choice to Chicago			

1999*April 17-18*

Rd.Player	Pos.	College	Sel. #
1. Torrey Holt	WR	North Carolina State	6
2. Choice to Indianapolis			

2. Dre' Bly from New Orleans	CB	North Carolina	41
3. Rich Coady	S	Texas A&M	68
4. Joe Germaine	QB	Ohio State	101
5. Choice to Indianapolis			
5. Cameron Spikes from Baltimore	G	Texas A&M	145
6. Lionel Barnes	DE	NE Louisiana	176
7. Choice to Green Bay			
7. Rodney Williams compensatory selection	P	Georgia Tech	252

1998

Rd.	Player	Pos.	College	Sel. #
1.	Grant Wistrom	DE	Nebraska	6
2.	Robert Holcombe	RB	Illinois	37
3.	Leonard Little from New York Jets	DE	Tennessee	65
3.	Choice to New York Jets			
4.	(A) Az-Zahir Hakim from San Diego	WR	San Diego State	96
4.	(B) Roland Williams	TE	Syracuse	98
5.	Raymond Priestner	RB	Clemson	129
6.	Glenn Rountree	G	Clemson	159
7.	Choice to New York Jets			
7.	Jason Chorak compensatory selection	DE	Washington	236

1997

Rd.	Player	Pos.	College	Sel. #
1.	Orlando Pace from New York Jets	T	Ohio State	1
1.	Choice to Seattle thru New York Jets and Tampa Bay			
2.	Choice to Chicago			
2.	Dexter McCleon from Chicago	CB	Clemson	40
3.	Choice to Denver thru New York Jets			
4.	Choice to New York Jets			
4.	Ryan Tucker from Miami	C	TCU	121
5.	Choice to San Diego			
5.	Taje Allen from Denver	CB	Texas	158
6.	Choice to Miami			
6.	Muadianvita Kazadi from Houston	LB	Tulsa	179
7.	Choice to Philadelphia thru New York Jets			
7.	Cedric White	DE	North Carolina A&T	215

1996

Rd.	Player	Pos.	College	Sel. #
1.	(A) Lawrence Phillips	RB	Nebraska	6
1.	Choice to Chicago			
1.	(B) Eddie Kennison from Chicago	WR	LSU	18
2.	(A) Tony Banks	QB	Michigan State	42
2.	(B) Ernie Conwell from Pittsburgh	TE	Washington	59
3.	Jerald Moore from Chicago	RB	Oklahoma	83
4.	Percell Gaskins	LB	Kansas State	105
5.	Fred Miller	T	Baylor	141
6.	(A) Derrick Harris	RB	Miami (FL)	175
6.	(B) Hayward Clay from Dallas thru Chicago	TE	Texas A&M	201
7.	Chuck Osborne	DT	Arizona	222

1995

Rd.	Player	Pos.	College	Sel. #
1.	Kevin Carter	DE	Florida	6
2.	(A) Zach Wiegert	T	Nebraska	38
2.	(B) Jesse James from San Francisco	T	Mississippi State	62
3.	Steve McLaughlin from Detroit	K	Arizona	82
4.	Lovell Pinkney from Detroit	WR/TE..	Texas	115

5. Mike Scurlock	DB	Arizona	140
6. Choice to San Diego			
7. (A) Gerald McBurrows	DB	Kansas	214
7. (B) Herman O'Berry from New Orleans	DB	Oregon	220
7. (C) Bronzell Miller compensatory selection	DE/LB	Utah	239
7. (D) Johnny (JT) Thomas compensatory selection	WR	Arizona State	240

1994

Rd.	Player	Pos.	College	Sel. #
1.	Choice to Indianapolis			
1.	Wayne Gandy from San Diego thru San Francisco	T	Auburn	15
2.	(A) Isaac Bruce	WR	Memphis State	33
2.	(B) Toby Wright compensatory selection	S	Nebraska	49
2.	(C) Brad Ottis from San Francisco	DE	Wayne State (NE)	56
3.	(A) Keith Lyle	S	Virginia	71
3.	(B) James Bostic from Atlanta thru Indianapolis	RB	Auburn	83
3.	(C) Ernest Jones from Philadelphia thru San Francisco	LB	Oregon	100
4.	Chris Brantley	WR	Rutgers	108
5.	Choice to New England thru Arizona			
6.	(A) Rickey Brady	TE	Oklahoma	167
6.	(B) Ronald Edwards from Dallas	T	North Carolina A&T	198
7.	Choice to Kansas City			

1993

Rd.	Player	Pos.	College	Sel. #
1.	Jerome Bettis	RB	Notre Dame	10
2.	Troy Drayton	TE	Penn State	39
3.	Russell White from Indianapolis	RB	California	73
4.	Choice to San Diego			
5.	(A) Sean LaChapelle	WR	California	122
5.	(B) Chuck Belin from Indianapolis	G	Wisconsin	127
6.	Deral Boykin	S	Louisville	146
7.	Brad Fichtel	C	Eastern Illinois	179
8.	(A) Jeff Buffalo	P	Memphis State	206
8.	(B) Maa Tanuvasa from Cleveland	DT	Hawaii	209

1992

Rd.	Player	Pos.	College	Sel. #
1.	Sean Gilbert	DL	Pittsburgh	3
2.	Steve Israel	DB	Pittsburgh	30
3.	(A) Mark Boutte from Indianapolis	DL	LSU	57
3.	(B) Todd Kinchen	WR	LSU	60
4.	Shawn Harper	G	Indiana	87
5.	Chris Crooms	DB	Texas A&M	114
6.	Joe Campbell	RB	Middle Tenn. State	144
7.	Darryl Ashmore	T	Northwestern	171
8.	Ricky Jones	QB	Alabama State	198
9.	T.J. Rubley	QB	Tulsa	228
10.	Tim Lester	RB	Eastern Kentucky	255
11.	(A) Brian Townsend from Indianapolis	LB	Michigan	281
11.	(B) Brian Thomas	WR	Southern	282
12.	Kelvin Harris	C	Miami (FL)	312

1991

Rd.	Player	Pos.	College	Sel. #
1.	Todd Lyght	CB	Notre Dame	5
2.	Roman Phifer	LB	UCLA	31
3.	Choice to Detroit			
4.	Choice to Denver			
4.	Robert Bailey from Los Angeles Raiders	CB	Miami (FL)	107
5.	Robert Young	DT	Mississippi State	116
6.	Neal Fort	T	BYU	143

7. Tyrone Shelton	FB	William & Mary	170
8. Patt Tyrance	LB	Nebraska	201
9. Jeff Fields	DT	Arkansas State	228
10.Choice to San Diego			
11.Terry Crews	DE	Western Michigan	281
12.(A) Jeff Pahukoa from Denver	G/T	Washington	311
12.(B) Ernie Thompson	RB	Indiana	312

1990

Rd.Player	Pos.	College	Sel. #
1. Bern Brostek	C	Washington	23
2. Pat Terrell	S	Notre Dame	49
3. Latin Berry	RB	Oregon	78
4. Choice to Detroit			
5. Choice to New York Jets			
6. Tim Stallworth	WR	Washington State	161
7. Kent Elmore	P	Tennessee	190
8. (A) Ray Savage from Tampa Bay	LB	Virginia	198
8. (B) Elbert Crawford	C	Arkansas	216
9. Tony Lomack	WR	Florida	245
10.Stephen Bates	LB	James Madison	272
11.Bill Goldberg	NT	Georgia	301
12.David Lang	RB	Northern Arizona	327

1989

Rd.Player	Pos.	College	Sel. #
1. (A) Bill Hawkins	DE	Miami (FL)	21
1. (B) Cleveland Gary from Buffalo	RB	Miami (FL)	26
2. (A) Frank Stams from Indianapolis	LB	Notre Dame	45
2. (B) Brian Smith	LB	Auburn	48
2. (C) Darryl Henley from Buffalo	CB	UCLA	53
3. Kevin Robbins	T	Michigan State	75
4. Jeff Carlson	QB	Weber State	102
5. Alfred Jackson	WR	San Diego State	135
6. (A) Thom Kaumeyer from San Diego	S	Oregon	148
6. (B) Mark Messner	LB	Michigan	161
7. George Bethune	LB	Alabama	188
8. Warren Wheat	T	BYU	215
9. Vernon Kirk	TE	Pittsburgh	242
10.Mike Williams	WR	Northeastern	269
11.Choice to Tampa Bay			
12.Choice to Tampa Bay			

1988

Rd.Player	Pos.	College	Sel. #
1. Choice to Los Angeles Raiders through Houston			
1. (A) Gaston Green from Buffalo	RB	UCLA	14
1. (B) Aaron Cox from Indianapolis	WR	Arizona State	20
2. (A) Anthony Newman	DB	Oregon	35
2. (B) Willie Anderson from San Diego	WR	UCLA	46
2. (C) Fred Strickland from Indianapolis	LB	Purdue	47
3. Choice to Washington			
3. Mike Piel from Washington	DT	Illinois	64
4. Choice to Washington			
5. (A) Robert Delpino	RB	Missouri	117
5. (B) James Washington from Washington	S	UCLA	137
6. (A) Keith Jones	RB	Nebraska	147
6. (B) Jeff Knapton from Washington	DT	Wyoming	165
7. Choice to Denver			
8. Darryl Franklin	WR	Washington	201
9. Pat Foster	DT	Montana	231
10.R.C. Mullen	T	SW Louisiana	258
11.Choice to San Diego			
12.Choice to Washington			
12.Jeff Beathard from Washington	RB	Southern Oregon	333

1987

Rd.Player	Pos.	College	Sel. #
1. Choice to Houston			
2. Donald Evans	DE	Winston-Salem	47
3. Cliff Hicks	CB	Oregon	74
4. (A) Doug Bartlett from Houston	NT	Northern Illinois	91
4. Choice to Chicago			
4. (B) Larry Kelm from Cleveland	LB	Texas A&M	108
5. Choice to Houston			
5. Scott Mersereau	DT	Southern Connecticut	136
6. Choice to New York Giants			
6. John Embree from Chicago	TE	Colorado	166
7. Choice to Philadelphia			
8. Michael Stewart	S	Fresno State	213
9. Tracy Ham	RB	Georgia Southern	240
10.David Smith	LB	Northern Arizona	272
11.Choice to Denver			
12.(A) Alonzo Williams	RB	Mesa (CO)	326
12.(B) Fred Stokes from Cleveland	T	Georgia Southern	332

1986

Rd.Player	Pos.	College	Sel. #
1. Mike Shad	T	Queen's (Ontario)	23
2. Tom Newberry	G	Wisconsin-LaCrosse	50
3. Hugh Millen	QB	Washington	71
4. Choice to Philadelphia			
5. Choice to San Diego			
6. (A) Robert Jenkins (Cox) from Indianapolis	T	UCLA	144
6. (B) Lynn Williams	RB	Kansas	160
7. Choice to Indianapolis			
8. (A) Steve Jarecki from Tampa Bay	LB	UCLA	195
8. (B) Hank Goebel	T	Cal State-Fullerton	216
9. Elbert Watts	CB	USC	243
10.Garrett Breeland	LB	USC	273
11.Chul Schwanke	RB	South Dakota	300
12.Choice to Indianapolis			
12.Marcus Dupree from Denver	RB	Oklahoma	327

1985

Rd.Player	Pos.	College	Sel. #
1. Jerry Gray	S	Texas	21
2. Chuck Scott	WR	Vanderbilt	50
3. Dale Hatcher	P	Clemson	77
4. Choice to Minnesota			
5. Kevin Greene from Buffalo	LB	Auburn	113
5. Choice to Houston thru Kansas City			
6. (A) Mike Young from Chicago	WR	UCLA	161
6. (B) Damone Johnson	TE	Cal Poly-SLO	162
7. Danny Bradley	RB	Oklahoma	189
8. Marlon McIntyre	FB	Pittsburgh	218
9. Gary Swanson	LB	Cal Poly-SLO	245
10.Duval Love	G	UCLA	274
11.(A) Doug Flutie from Indianapolis	QB	Boston College	285
11.(B) Kevin Brown	S	Northwestern	301
12.Choice to Tampa Bay			

1984

Rd.Player	Pos.	College	Sel. #
1. Choice to Kansas City			
2. Choice to Cleveland			
3. Choice to Detroit			
4. Choice to Washington thru Houston			
5. Hal Stephens from Detroit	DE	East Carolina	133
5. Choice to Kansas City			
6. Choice to Houston			

7. George Radachowsky	CB	Boston College	188
8. Ed Brady	LB	Illinois	215
9. George Reynolds	P	Penn State	242
10.(A) Norwood Vann from Houston	LB	East Carolina	253
10.(B) Joe Dooley	C	Ohio State	274
11.Michael Harper from Chicago	RB	USC	293
11.Dwayne Love	RB	Houston	301
12.(A) Rod Fisher from Houston	CB	Oklahoma State	309
12.(B) Moe Bias	LB	Illinois	328

1984 SUPPLEMENTAL

June 5			
Rd.Player	Pos.	College	Sel. #
1. William Fuller Philadelphia, USFL	DE	North Carolina	21
2. Rick Johnson Oklahoma, USFL	QB	Southern Illinois	48
3. Jim Byrne New Jersey, USFL	DT	Wisconsin-LaCrosse	75

1983

April 26-27			
Rd.Player	Pos.	College	Sel. #
1. Eric Dickerson from Houston	RB	SMU	2
1. Choice to Seattle thru Houston			
2. (A) Henry Ellard	WR	Fresno State	32
2. (B) Mike Wilcher from San Francisco	LB	North Carolina	36
3. Choice to San Francisco			
4. (A) Chuck Nelson from Denver thru San Francisco	K	Washington	87
4. Choice to Houston			
4. (B) Vince Newsome from New York Giants	S	Washington	97
4. (C) Doug Reed	DE	San Diego State	111
5. Choice to Detroit			
5. Otis Grant from San Diego	WR	Michigan State	134
6. Gary Kowalski	T	Boston College	144
7. Jeff Simmons	WR	USC	171
8. Troy West	S	USC	200
9. Jack Belcher	C	Boston College	227
10.Choice to Minnesota			
11.Danny Triplett	LB	Clemson	282
12.Clete Casper	QB	Washington State	311

1982

April 27-28			
Rd.Player	Pos.	College	Sel. #
1. Choice to Baltimore			
1. Barry Redden from Washington	RB	Richmond	14
2. Choice to Baltimore			
3. Choice to Washington			
3. Bill Bechtold from Houston	C	Oklahoma	67
4. Jeff Gaylord	LB	Missouri	89
5. (A) Wally Kersten from Seattle	T	Minnesota	117
5. (B) Doug Barnett	DE	Azusa Pacific	118
6. Kerry Locklin	TE	New Mexico State	145
7. Choice to Pittsburgh thru Washington			
7. Joe Shearin from Detroit	G	Texas	181
8. (A) A.J. (Jam) Jones	RB	Texas	202
8. (B) Mike Reilly from Houston	LB	Oklahoma	207
9. Bob Speight	T	Boston University	229
10.Miles McPherson	DB	New Haven (CT)	256
11.Ricky Coffman	WR	UCLA	285
12.Raymond Coley	DT	Alabama A&M	312

1981

April 28-29			
Rd.Player	Pos.	College	Sel. #
1. Mel Owens from Washington	LB	Michigan	9

1. Choice to Washington			
2. Choice to Minnesota thru Washington and Baltimore			
2. Jim Collins	LB	Syracuse	43
3. Choice to Kansas City			
3. (A) Greg Meisner from Tampa Bay	DT	Pittsburgh	63
3. (B) Robert Cobb from Washington	DE	Arizona	66
4. George Lilja from Buffalo	C	Michigan	104
4. Choice to Green Bay thru Washington			
5. Choice to Washington			
6. William Daniels	DT	Alabama State	158
7. (A) Ron Battle	TE	North Texas State	175
7. (B) Mike Clark	DE	Florida	190
8. Art Plunkett	T	UNLV	216
9. Ron Seawall	LB	Portland State	242
10.Robert Alexander	RB	West Virginia	269
11.Marcellus Greene	CB	Arizona	296
12.Jairo Penaranda	RB	UCLA	328

1980

April 29-30			
Rd.Player	Pos.	College	Sel. #
1. Johnnie Johnson from Cleveland	S	Texas	17
1. Choice to Cleveland			
2. Irv Pankey from Washington	T	Penn State	50
2. Choice to Washington			
3. (A) Jewerl Thomas from San Francisco	RB	San Jose State	58
3. (B) LeRoy Irvin from Oakland	CB	Kansas	70
3. (C) Phil Murphy	DT	South Carolina State	82
4. Choice to Cleveland			
5. Choice to Atlanta thru Washington			
6. Mike Guman	RB	Penn State	154
6. Choice to Kansas City			
7. Kirk Collins from Kansas City	CB	Baylor	176
7. Gerry Ellis	RB	Mississippi	192
8. Tom Pettigrew	T	Eastern Illinois	220
9. George Farmer	WR	Southern	248
10.Bob Gruber	T	Pittsburgh	276
11.Terry Greer	WR	Alabama State	304
12.Kevin Scanlon	QB	Arkansas	332

1979

May 3-4			
Rd.Player	Pos.	College	Sel. #
1. (A) George Andrews from Oakland	LB	Nebraska	19
1. (B) Kent Hill	T	Georgia Tech	26
2. Eddie Hill	RB	Memphis State	54
3. (A) Jeff Moore from Kansas City	WR	Tennessee	58
3. (B) Mike Wellman from New England	C	Kansas	81
3. Choice to Tampa Bay through Washington, Miami, and Oakland			
4. Derwin Tucker from San Diego	DB	Illinois	99
4. Jerry Wilkinson	DT	Oregon State	108
5. Choice forfeited			
5. Victor Hicks from Cleveland	TE	Oklahoma	122
6. Choice to Cleveland			
7. Jeff Delaney	DB	Pittsburgh	190
8. Choice to Kansas City			
9. Jeff Rutledge	QB	Alabama	246
10.(A) Larry Willis from Kansas City	WR	Alcorn State	268
10.(B) Grady Ebensberger	DT	Houston	273
11.Jesse Deramus	DT	Tennessee State	301
12.Drew Hill	WR	Georgia Tech	326

1978

Rd.	Player	Pos.	College	Sel. #
1.	Elvis Peacock from Chicago thru Cleveland	RB	Oklahoma	20
1.	Choice to Cleveland			
2.	(A) Stan Johnson from Cleveland	DT	Tennessee State	46
2.	(B) Ronnie Smith	WR	San Diego State	53
3.	(A) Frank Corral from Washington	P	UCLA	78
3.	(B) Leon White	C	Colorado	80
4.	Mark Manges	QB	Maryland	105
5.	Choice to San Diego			
6.	Choice to Tampa Bay			
7.	Reggie Doss	DE	Hampton	189
8.	Choice to Washington			
9.	Andre Anderson	DE	New Mexico State	246
10.	Charles Peal	T	Indiana	273
11.	Ron Hostetler	LB	Penn State	303
12.	Gus Coppins	T	UCLA	330

1977

Rd.	Player	Pos.	College	Sel. #
1.	Bob Brudzinski	LB	Ohio State	23
2.	(A) Nolan Cromwell from Seattle	S	Kansas	31
2.	(B) Billy Waddy from Washington thru San Diego	RB/WR	Colorado	50
2.	Choice to Seattle			
3.	(A) Ed Fulton from San Diego	G	Maryland	68
3.	(B) Wendell Tyler	RB	UCLA	79
4.	(A) Vince Ferragamo from New Orleans	QB	Nebraska	91
4.	(B) Early Jones	DE	Memphis State	107
5.	(A) Donnie Hickman from Washington	G	USC	130
5.	(B) Jeff Williams	G	Rhode Island	134
6.	Art Best from Denver	RB	Kent State	156
6.	Choice to New Orleans			
7.	Choice to Washington			
8.	Rod Bockwoldt	DB	Weber State	218
9.	Choice to Washington			
10.	Don Peterson	TE	Boston College	274
11.	Carson Long	K	Pittsburgh	302
12.	Barry Caudill	C	Southern Mississippi	330

1976

Rd.	Player	Pos.	College	Sel. #
1.	Kevin McLain	LB	Colorado State	26
2.	(A) Pat Thomas from Green Bay	DB	Texas A&M	39
2.	(B) Ron McCartney	LB	Tennessee	53
3.	Jackie Slater	G	Jackson State	86
4.	Gerald Taylor from Tampa Bay	WR	Texas A&I	96
4.	Choice to Houston thru Philadelphia and Green Bay			
5.	(A) Carl Ekern from San Diego	LB	San Jose State	128
5.	(B) Ken Bordelon	DE	LSU	149
5.	(C) Dwight Scales from Tampa Bay	WR	Grambling	159
6.	Choice to Washington			
7.	Larry Buie	DB	Mississippi State	207
8.	Choice to Washington			
9.	Jeb Church	DB	Stanford	263
10.	Freeman Johns	WR	SMU	288
11.	Brian Nemeth	TE	South Carolina	316
12.	Jim Jodat	RB	Carthage	344
13.	Steve Hamilton	QB	Emporia State	373
14.	Al Burleson	DB	Washington	400
15.	Malcolm Campbell	WR	Cal State-Los Angeles	429
16.	Rick Gage	WR	Arkansas Tech	456
17.	Gary Shaw	DB	BYU	485

1975

Rd.	Player	Pos.	College	Sel. #
1.	(A) Mike Fanning from Green Bay	DT	Notre Dame	9
1.	(B) Dennis Harrah from Philadelphia	G	Miami (FL)	11
1.	(C) Doug France	T	Ohio State	20
2.	(A) Monte Jackson from Baltimore thru Green Bay	DB	San Diego State	28
2.	(B) Leroy Jones	DE	Norfolk State	48
3.	Choice to San Diego thru Chicago			
3.	(A) Geoff Reece from Green Bay	C	Washington State	67
3.	(B) Dan Nugent from Philadelphia	TE	Auburn	87
4.	Rod Perry	DB	Colorado	98
5.	(A) Wayne Hammond from Kansas City	DT	Montana State	112
5.	(B) Fred Nuzum	C	Kentucky	126
6.	Choice to Chicago thru San Diego			
6.	Darius McCarthy from Green Bay	WR	South Carolina State	140
7.	Pat Haden	QB	USC	176
8.	John Washington	DB	Tulane	204
9.	Gordy Reigel	LB	Stanford	229
10.	Choice to Chicago			
11.	Howard Strickland	RB	California	281
12.	Chandler Williams	WR	Lincoln (MO)	307
13.	A.J. Jacobs	DB	Louisville	332
14.	Arthur Allen	WR	Clark (GA)	360
15.	Alvin White	QB	Oregon State	385
16.	Francis Reynolds	RB	Alcorn State	410
17.	Skip Boyd	P	Washington	438

1974

Rd.	Player	Pos.	College	Sel. #
1.	John Cappelletti	RB	Penn State	11
1.	Choice to Baltimore			
2.	Bill Simpson	DB	Michigan State	50
3.	Al Oliver	T	UCLA	76
4.	(A) Norris Weese from Washington	QB	Mississippi	99
4.	(B) Frank Johnson	T	Cal-Riverside	102
5.	Choice to Atlanta thru Minnesota and Philadelphia			
6.	Choice to Houston			
7.	John Harvey from San Diego	RB	Texas-Arlington	158
7.	Choice to Washington			
8.	Choice to San Diego			
9.	(A) Don Hutt from Baltimore thru Washington	WR	Boise State	213
9.	(B) Derek Williams from Detroit	DB	Cal-Riverside	221
9.	Choice to Washington			
10.	Choice to Baltimore			
11.	Rick Hayes	T	Washington	284
12.	Roger Freberg	G	UCLA	310
13.	Pete Solverson	T	Drake	336
14.	Ananias Carson	WR	Langston (OK)	362
15.	Bob Thomas	K	Notre Dame	388
16.	Dave Ottmar	P	Stanford	414
17.	Willie Townsend	WR	Notre Dame	440

1973

Rd.	Player	Pos.	College	Sel. #
1.	Choice to New England			
2.	(A) Cullen Bryant from San Diego	DB	Colorado	31
2.	(B) Ron Jaworski	QB	Youngstown State	37
2.	(C) Jim Youngblood from Kansas City	LB	Tennessee Tech	42
3.	Tim Stokes from San Diego	T	Oregon	60
3.	Choice to St. Louis			
4.	Choice to Oakland			
4.	(A) Eddie McMillian from Kansas State	DB	Florida State	95
4.	(B) Terry Nelson from Green Bay	TE	Arkansas-Pine Bluff	99

5. (A) Steve Jones	RB	Duke	115
5. (B) Cody Jones	DE	San Jose State	129
6. (A) Jim Peterson	DE	San Diego State	133
6. (B) Jason Caldwell	WR	North Carolina Central	141
7. (A) Steve Brown	LB	Oregon State	161
7. (B) Bill DuLac	G	Eastern Michigan	167
8. Choice to Washington			
9. Jim Nicholson	T	Michigan State	219
10. Choice to Washington			
11. (A) Jeff Inmon	RB	North Carolina Central	271
11. (B) Willie Jackson	WR	Florida	285
12. Robert Storck	DT	Wisconsin	297
13. (A) Rod Milburn	WR	Southern	323
13. (B) Clint Spearman	LB	Michigan	335
14. Walter Rhone	DB	Central State (MO)	349
15. (A) Jerry Bond	DB	Weber State	375
15. (B) Kurt Matter	DE	Washington	393
16. Fuller Cherry	DB	Arkansas-Monticello	401
17. Fred Henry	RB	New Mexico	427

1972

February 1-2			
Rd.Player	Pos.	College	Sel. #
1. Choice to New York Giants thru New England			
2. Jim Bertelsen	RB	Texas	30
2. Choice to Oakland			
3. Choice to New York Giants			
3. Lawrence McCutcheon	RB	Colorado State	70
4. (A) John Saunders	DB	Toledo	87
4. (B) Eddie Phillips	DB	Texas	95
5. (A) Bob Childs	G	Kansas	120
5. Choice to New York Giants thru Washington			
5. (B) Bob Christiansen	TE	UCLA	125
6. Choice to Green Bay			
6. Eddie Herbert	DT	Texas Southern	151
7. Choice to Oakland			
8. Tom Graham	WR	Baldwin-Wallace	199
9. Harry Howard	DB	Ohio State	225
10. Jim Massey	DB	Linfield (OR)	251
11. Choice to Oakland			
11. Albert Schmidt	RB	Pittsburg State (KS)	280
12. David Hoot	DB	Texas A&M	303
13. Jaime Nunez	K	Weber State	329
14. Larry Brooks	T	Virginia State	355
15. Kenny Page	LB	Page	381
16. Jim Kirby	WR	Long Beach State	407
17. (A) Luther Palmer	TE	Virginia Union	433
17. (B) John McKean	C	Oregon	436

1971

January 28-29			
Rd.Player	Pos.	College	Sel. #
1. (A) Isiah Robertson	LB	Southern	10
1. (B) Jack Youngblood	DE	Florida	20
2. Choice to Green Bay			
3. Dave Elmendorf	DB	Texas A&M	63
3. Choice to Chicago			
4. Steve Worster	RB	Texas	90
4. Choice to New Orleans			
5. Choice to Green Bay thru Washington			
6. Choice to Detroit thru Philadelphia			
7. Choice to Chicago Bears			
8. Tony Garay	DE	Hofstra	202
9. Joe Schmidt	WR	Miami (FL)	228
10. Don Popplewell	C	Colorado	254
11. Charlie Richards	QB	Richmond	280
12. Kirk Behrendt	T	Wisconsin-Whitewater	306
13. Russell Harrison	RB	Kansas State	331

14. Lionel Coleman	DB	Oregon	358
15. Gary Kos	G	Notre Dame	384
16. Ross Boice	LB	Pacific Lutheran	409
17. (A) Randy Vataha	WR	Stanford	418
17. (B) Joe Sweet	WR	Tennessee State	435

1970

January 27-28			
Rd.Player	Pos.	College	Sel. #
1. Jack Reynolds	LB	Tennessee	22
2. Donnie Williams	WR	Prairie View A&M	35
2. Choice to San Francisco			
3. Choice to San Francisco thru Philadelphia			
4. Choice to Chicago Bears			
5. Choice to New Orleans			
6. Choice to Atlanta			
7. (A) Ted Provost	DB	Ohio State	162
7. (B) Bill Nelson	DT	Oregon State	168
7. Choice to Washington			
8. Rich Saul	LB	Michigan State	204
9. David Graham	T	New Mex. Highlands	230
10. Vince Opalsky	RB	Miami (FL)	256
11. David Bookert	RB	New Mexico	282
12. Larry Arnold	QB	Hawaii	308
13. Melvin Jones	WR	Florida A&M	334
14. Bob Geddes	LB	UCLA	360
15. Dag Azam	G	West Texas State	386
16. Roland Reichardt	K	West Texas State	412
17. Don Crenshaw	DB	USC	437

1969

January 28-29			
Rd.Player	Pos.	College	Sel. #
1. (A) Larry Smith	RB	Florida	8
1. (B) Jim Seymour	SE	Notre Dame	10
1. (C) Bob Klein	TE	USC	21
2. Choice to Detroit			
3. Choice to St. Louis thru Detroit			
4. John Zook	DE	Kansas	99
5. Choice to Dallas			
6. (A) A.Z. Drones	T	West Texas State	133
6. (B) Pat Curran	LB	Lakeland (WI)	151
7. James Hawkins	DB	Nebraska	177
8. Richard Harvey	DB	Jackson State	203
9. Mike Foote	LB	Oregon State	229
10. Jerry Gordon	T	Auburn	255
11. Dave Svendsen	FL	Eastern Washington	281
12. Tim Carr	QB	C.W. Post	307
13. Roger Williams	DB	Grambling	333
14. Ray Stephens	RB	Minnesota	359
15. George Jugurr	LB	Washington	385
16. Henry Hipps	LB	North Carolina State	411
17. Jim Thorpe	DB	Hofstra	437

1968

January 30-31			
Rd.Player	Pos.	College	Sel. #
1. Choice to Detroit			
2. (A) Gary Beban	QB	UCLA	30
2. (B) Mike LaHood	G	Wyoming	51
3. Choice to Pittsburgh			
4. Choice to Chicago			
5. Don Martin	K	Washington	135
6. Bobby Webb	C	Southern Mississippi	161
7. Choice to Pittsburgh			
8. Joe Williams	FL	Florida A&M	215
9. Bob Richardson	T	Washington	243
10. Allen Marcelin	FL	Parsons	269
11. John Pergine	LB	Notre Dame	297
12. Harold Jackson	FL	Jackson State	323
13. Dean Halverson	LB	Washington	351
14. Cephus Jackson	DB	Jackson State	377
15. Dennis Yell	T	Moorhead State (MN)	405
16. Jimmy Raye	QB/DB	Michigan State	431
17. Choice to Philadelphia			

1967

Rd.Player	Pos.	College	Sel. #
1. Choice to Minnesota			
2. Willie Ellison	HB	Texas Southern	33
3. Choice to Green Bay			
4. Choice to Philadelphia			
5. Nate Shaw	DB	USC	122
6. Choice to Atlanta			
7. Choice to Philadelphia			
8. Choice to Chicago Bears			
9. Tommie Smith	HB	San Jose State	226
10. Leon Moore	DB	Tennessee State	252
11. Frank Horak	DB	TCU	278
12. Pat Badjek	LB	Franklin (IN)	304
13. John Erisman	WR	Miami (OH)	330
14. Walt Richardson	DT	Fresno State	356
15. Steve Bunker	TE	Oregon	382
16. Allen Sack	LB	Notre Dame	408
17. Bill Barnes	C	Washington	434

1966

Rd.Player	Pos.	College	Sel. #
1. Tom Mack	G	Michigan	2
2. Mike Garrett	HB	USC	18
3. Dick Tyson	G	Tulsa	34
4. Henry Dyer	FB	Grambling	50
5. (A) Diron Talbert	T	Texas	56
5. (B) Dick Arndt	T	Idaho	77
6. Bruce Anderson	T	Williamette	
7. George Youngblood	DB	Cal State-Los Angeles	97
8. Vilnis Ezerins	HB	Wisconsin-Whitewater	112
9. Burton Matthies	HB	Wayne State (NE)	127
10. Mike Capshaw	T	Abilene Christian	142
11. Darrell Hoover	HB	Arizona	157
12. George Clayton	DB	Fairmont State	172
13. Jake David	HB	Lamar	187
14. Terry Parks	T	Cal State-Los Angeles	202
15. Mike Sullivan	WR	Oregon State	217
16. Joe O'Brien	WR	Texas-Arlington	232
17. Dan Gilbert	T	Arkansas Tech	247
18. Ray Johnson	LB	Whitworth	262
19. Homer Williams	FL	USC	277
20. Bud Harrington	FB	Tulsa	292

1965

Rd.Player	Pos.	College	Sel. #
1. Clarence Williams	HB	Washington State	9
2. Choice to Cleveland			
3. Fred Brown	E/LB	Miami (FL)	37
4. Mike Strofino	LB	Villanova	50
5. (A) Frank Marchlewski	C	Minnesota	60
5. (B) Doug Woodlief	LB	Memphis State	65
6. Bill Harrison	WR	Elon College	78
7. Anthony Guillory	G	Lamar	93
8. Stan Dzura	T	California	106
9. Ronnie Caveness	LB	Arkansas	121
10. Jim Burt	HB	Western Kentucky	134
11. Merlin Werl	FB	McNeese State	149
12. Bob Werl	WR	Miami (FL)	162
13. Brent Berry	T	San Jose State	177
14. Bill Robertson	E	Austin (TX)	190
15. Marvin Davis	E	Wichita State	205
16. Charlie Brown	T	Tulsa	218
17. Ed Blecksmith	B	USC	233
18. Leo Lowery	FB	Texas Tech	246
19. Billy Guy Anderson	QB	Tulsa	261
20. Billy Scott	WR	NE Oklahoma	274

1964

Rd.Player	Pos.	College	Sel. #
1. Bill Munson	QB	Utah State	7
2. Choice to Chicago Bears			

3. (A) John Mims	T	Rice	31
3. (B) Willie Brown	RB	USC	32
3. (C) Jerry Richardson	DB	West Texas State	35
3. (D) Roger Pillath	T	Wisconsin	39
4. Choice to New York Giants			
5. Ken Henson	C	TCU	63
6. Herman Johnson	HB	Michigan State	77
7. John Varnell	T	West Texas State	91
8. Bucky Pope	WR	Catawba	105
9. Jerry Burton	B	Northwestern State (LA)	119
10. (A) Ron Smith	QB	Richmond	131
10. (B) Gary Larsen	T	Concordia (MN)	133
11. John Farris	T	San Diego State	147
12. Bill Dawson	WR	Florida State	161
13. Marvin Harris	C	Stanford	175
14. John Garrett	LB	Oklahoma	189
15. Mike Mayne	E	Idaho	203
16. Phil Zera	RB	St. Joseph's (IN)	217
17. Jim Galmin	E	Tampa	231
18. Tom Smith	G	Villanova	245
19. Bob Cherry	E	Wittenberg	259
20. Bob Hohn	HB	Nebraska	273

1963

Rd.Player	Pos.	College	Sel. #
1. (A) Terry Baker	RB	Oregon State	1
1. (B) Rufus Guthrie	G	Georgia Tech	10
2. Tom Nomina	T	Miami (OH)	15
3. (A) Dave Costa	G	Utah	29
3. (B) John Baker	LB	Mississippi State	37
4. John Griffin	DB	Memphis State	34
5. (A) Joe Auer	B	Georgia Tech	57
5. (B) Roland Benson	T	Miami (FL)	60
5. (C) Don Chuy	T	Clemson	67
6. (A) George Saimes	RB	Michigan State	71
6. (B) Terry Monaghan	T	Penn State	79
7. Bill Zorn	T	Michigan State	85
8. Anton Peters	T	Florida	99
9. Mel Profit	E	UCLA	113
10. Curt Farrier	T	Montana State	127
11. Dave Theisen	B	Nebraska	141
12. Billy Moody	B	Arkansas	155
13. Al Hildebrand	T	Stanford	169
14. Alan Arbuse	T	Rhode Island	183
15. Larry Campbell	WR	Toledo	197
16. Walter Burden	LB	McNeese State	211
17. Jerrel Wilson	LB/K	Southern Mississippi	225
18. Buddy Soefker	B	LSU	239
19. Dornel Nelson	B	Arizona State	253
20. Bill Redell	DB	Occidental	267

1962

Rd.Player	Pos.	College	Sel. #
1. (A) Roman Gabriel	QB	North Carolina State	2
1. (B) Merlin Olsen	T	Utah State	3
2. Joe Carollo	T	Notre Dame	16
3. (A) John Meyers	T	Washington	31
3. (B) John Cornett	T	Rice	33
4. Art Perkins	FB	North Texas State	44
5. Choice to New York Giants			
5. (A) Jim Smith	T	Penn State	60
5. (B) Ben Wilson	FB	USC	68
6. Choice to New York Giants			
7. (A) Sherwyn Thorson	G	Iowa	87
7. (B) Jim Bakken	K	Wisconsin	88
8. Dick Farris	G	North Texas State	100
9. Ike Lassiter	T	St. Augustine	115
10. Jim Norris	T	Houston	129
11. Bert Wilder	T	North Carolina State	143
12. Marv Marinovich	T	USC	156

13. Bob Fernside	HB	Bowling Green	171
14. Gary Henson	E	Colorado	184
15. Walter Nikirk	T	Houston	199
16. Ron Skufca	T	Purdue	212
17. David Steadman	T	Georgia Tech	227
18. Charlie Furlow	QB	Mississippi State	240
19. Gerard Barto	T	Drake	255
20. Foster Andersen	T	UCLA	268

1961

December 27-28, 1960

Rd. Player	Pos.	College	Sel. #
1. Marlin McKeever	LB	USC	4
2. Elbert Kimbrough	E	Northwestern	18
3. (A) Harold Beaty	G	Oklahoma State	32
3. (B) Ron Miller	QB	Wisconsin	41
4. Choice to New York Giants			
4. Charlie Cowan	T	NM Highlands	45
5. Willie Hector	G	Pacific	60
6. (A) Bruce Olderman	T	Allegheny College	74
6. (B) Larry Wood	B	Northwestern	75
7. Bobby Smith	B	UCLA	88
8. Reg Carolan	E	Idaho	102
9. Duane Allen	E	Santa Ana J.C.	116
10. Joe Scibelli	T	Notre Dame	130
11. Bob Lane	E	Baylor	144
12. Walt Mince	B	Arizona	158
13. Mike McKeever	G	USC	172
14. David (Deacon) Jones	T	MS Valley State	186
15. Ernie Wright	T	Ohio State	200
16. Mike Zeno	G	Virginia Tech	241
17. Chuck Allen	G	Washington	228
18. Bill Williamson	T	Bakersfield J.C.	242
19. Lou Zivkovich	T	New Mexico State	256
20. Al Lederle	E	Georgia Tech	270

1960

Date Unknown

Rd. Player	Pos.	College	Sel. #
1. Billy Cannon	B	LSU	1
2. Choice to Chicago Cardinals			
3. (A) Charley Britt	QB	Georgia	25
3. (B) Pervis Atkins	HB	New Mexico State	30
4. Choice to Chicago Cardinals			
5. Charley Janerette	T	Penn State	49
6. (A) Jerry Stalcup	G	Wisconsin	62
6. (B) Don Ellersick	E	Washington State	66
7. Ron Morrison	T	New Mexico	73
8. Carrol Dale	E	Virginia Tech	86
9. Marv Luster	E	UCLA	97
10. Curtis McClinton	HB	Kansas	110
11. Ken Young	HB	Valparaiso	121
12. Doug Pat Brown	G	Fresno State	134
13. James Jones	E	SMU	145
14. Harold Stanger	C	North Texas State	158
15. Harry Rakowski	C	Citadel	169
16. Donald Kaczmarek	T	North Dakota	182
17. Emanuel Congedo	E	Villanova	193
18. Tom Gates	B	San Bernardino Valley J.C.	206
19. Jim Boeke	T	Heidelberg	217
20. Royce Shelton	HB	Stephen F. Austin	230

1959

December 2, 1958 (Rounds 1-4)
January 21, 1959 (Rounds 5-30)

Rd. Player	Pos.	College	Sel. #
1. (A) Dick Bass	RB	Pacific	2
1. (B) Paul Dickson	T	Baylor	9
2. (A) Buddy Humphrey	QB	Baylor	16
2. (B) Don Brown	B	Houston	20
3. (A) Larry Hickman	B	Baylor	31
3. (B) Tom Franckhauser	E	Purdue	33
4. (A) Blanche Martin	B	Michigan State	43
4. (B) John Tracey	E	Texas A&M	44
4. (C) Bob Reifsnyder	T	Navy	45

5. John Lands	E	Montana State	65
6. Dave Painter	C	Tulane	69
7. Eddie Meador	B	Arkansas Tech	80
8. Bill Conner	E	Jackson State	93
9. Larry Cundiff	T	Michigan State	104
10. Alan Goldstein	E	North Carolina	117
11. Joe Kelly	B	New Mexico State	128
12. Mike Connelly	C	Utah State	141
13. Al Witcher	E	Baylor	152
14. Pete Davidson	T	Citadel	165
15. Walt Kelly	B	Houston	176
16. Ted Royal	C	Duke	189
17. Dave Wilemon	T	SMU	200
18. Dave Van Metre	E	Colorado College	213
19. Carver Shannon	B	Southern Illinois	224
20. Ross Coyle	E	Oklahoma	237
21. Marv Bergmann	T	Washington	248
22. Bill Meglen	G	Utah State	261
23. George Deiderich	G	Vanderbilt	272
24. Tom Campbell	B	Indiana	285
25. Bob Borah	E	Houston	296
26. Bill Strumke	B	Georgia	309
27. Alex Kroll	C	Rutgers	320
28. Rafer Johnson	B	UCLA	333
29. Ernie Moore	E	Alabama State	344
30. Don Millich	B	Washington	357

1958

December 2, 1957 (Rounds 1-4)
January 28, 1958 (Rounds 5-30)

Rd. Player	Pos.	College	Sel. #
1. (A) Lou Michaels	T	Kentucky	3
1. (B) Jim (Red) Phillips	E	Auburn	5
2. Clendon Thomas	B	Oklahoma	19
3. Jim Jones	B	Washington	30
4. (A) Urban Henry	T	Georgia Tech	37
4. (B) John Guzik	G	Pittsburgh	41
4. (C) Frnak Woidzik	T	Buffalo	43
5. (A) Frank Ryan	QB	Rice	54
5. (B) John Baker	T	North Carolina Central	56
6. Floyd Iglehart	B	Wiley College (TX)	67
7. Bill Jobko	G	Ohio State	80
8. Bobby Marks	B	Texas A&M	91
9. Gene Salawaski	T	Purdue	104
10. Al Jacks	QB	Penn State	115
11. Gerry Schweitzer	E	Pacific	128
12. Ron Claiborne	T	Kansas	139
13. Anthony Kolodziej	E	Michigan State	152
14. Bill Mason	B	UCLA	163
15. Richard Johnston	C	Southern Mississippi	176
16. Clint Westemeyer	E	St. Ambrose (IA)	187
17. Bill Thomas	C	Clemson	200
18. Coy Scott	T	McNeese State	211
19. Dick Dorsey	E	USC	224
20. George Colbert	B	Denver	235
21. Ron Parrish	QB	Linfield (OR)	248
22. Bill Steiger	E	Washington State	259
23. Gary Barry	B	East Texas State	272
24. Larry Harding	E	Michigan State	283
25. Bill Atkins	T	San Jose State	296
26. Corky Bridges	B	Central Washington	307
27. Alonzo Vereen	B	Florida A&M	320
28. Gordy Morrow	E	Michigan	331
29. O'Jay Bourgeois	B	Arizona State	344
30. Walter Fondren	B	Texas	354

1957

November 27, 1956 (Rounds 1-4)
January 31, 1957 (Rounds 5-30)

Rd. Player	Pos.	College	Sel. #
1. (A) Jon Arnett	B	USC	1
1. (B) Del Shofner	B	Baylor	10
2. Jack Pardee	B	Texas A&M	14
3. (A) Billy Ray Smith	T	Arkansas	25
3. (B) George Strugar	DT	Washington	26
4. (A) Bobby Cox	B	Minnesota	37
4. (B) Lamar Lundy	E	Purdue	46
5. (A) Dean Derby	B	Washington	50
5. (B) Dick Enright	G	USC	56

from Washington			
6. Roy Williams	E	Georgia	63
7. Ed Gray	T	Oklahoma	74
8. (A) Roy Hord	T	Duke	87
8. (B) Charlie Bradshaw	T	Baylor	93
from Chicago Cardinals			
9. John Mitchell	C	TCU	98
10. Warren Spragg	T	Hillsdale (MI)	111
11. Don Smith	T	Miami (OH)	122
12. Don Klochak	B	North Carolina	135
13. Bob Wolfendend	B	Virginia Tech	146
14. Joe Lazzarino	T	Maryland	159
15. Ed Hinman	B	Wichita State	170
16. John Luck	T	Georgia	183
17. David Tripett	T	Hillsdale (MI)	194
18. Clarence Cook	E	Nebraska	207
19. Bill Zuhowski	T	Arizona State	218
20. Byron Beams	T	Notre Dame	231
21. Pat Pinkston	E	UCLA	242
22. Paige Cothren	B	Mississippi	255
23. Dalva Allen	B	Houston	266
24. Darryl Rogers	B	Fresno State	279
25. Jimmy Orr	B	Georgia	290
26. Dick Blakely	B	Minnesota	303
27. Clancy Osborne	E	Arizona State	314
28. Bob Gudath	E	Compton J.C.	327
29. Dean Maas	C	Minnesota	338
30. Lee Williams	B	Ohio State	351

1956

November 29, 1955 (Rounds 1-3)

January 17, 1956 (Rounds 4-30)

Rd.Player	Pos.	College	Sel. #
1. (A) Joe Marconi	B	West Virginia	5
from New York Giants			
1. (B) Charlie Horton	B	Vanderbilt	10
2. (A) Leon Clarke	E	USC	19
from Detroit			
2. (B) Hugh Pitts	C/B	TCU	22
3. (A) A.D. Williams	DE	Pacific	31
from Green Bay			
3. (B) John Marshall	B	SMU	34
4. (A) Willie Berzinski	B	Wisconsin-LaCrosse	45
from Washington			
4. (B) Jim Carmichael	E	California	47
5. (A) Jim Freeman	E	Iowa	50
from San Francisco			
5. (B) Herb Nakken	B	Utah	52
from Chicago Cardinals			
5. (C) Jesse Whittenton	B	Texas Western	59
6. Eddie Vincent	B	Iowa	71
7. Jack Morris	B	Oregon	83
8. George Boyer	LB	Florida State	95
9. Maury Woolford	T	Louisville	107
10. Charlie Sticka	B	Trinity (CT)	119
11. Jim Decker	B	UCLA	131
12. Em Lindbeck	B	Illinois	143
13. Mike Norcia	B	Kent State	155
14. Tom Runnels	B	North Texas State	167
15. Dick Shatto	B	Kentucky	179
16. Arnie Pelluer	E	Washington State	191
17. Jack Butler	T	Kentucky	203
18. Jack Klotz	T	Widener	215
19. Charlie Dees	T	McNeese State	227
20. John Coyne	T	Westchester (PA)	239
21. Milton Robichaux	E	Trinity (TX)	251
22. Dick Fouts	E	Missouri	263
23. Al Paulson	B	Washington State	275
24. Sam Williams	DE	Michigan State	287
25. Glen Tunning	G	Pittsburgh	299
26. Hardiman Cureton	T	UCLA	311
27. Roger Seisel	T	Miami (OH)	323
28. John Morrow	T	Michigan	335
29. Mickey Bates	B	Illinois	347
30. Dick Kackmeister	C	Central Michigan	358

1955

January 27-28

Rd.Player	Pos.	College	Sel. #
1. Larry Morris	C	Georgia Tech	6
2. (A) Ron Waller	B	Maryland	14
2. (B) Bob Long	B	UCLA	17
from Pittsburgh			
2. (C) Cecil (Corky) Taylor	B	Kansas State	18

2. (D) Sid Fournet	T	LSU	19
from New York Giants			
3. Choice to New York Giants			
4. (A) Tom Feamster	E	Florida State	39
4. (B) Ed Fouch	T	USC	42
5. Ed Kelley	B	Texas	54
6. Corky Tharp	B	Alabama	66
7. Frank Clayton	B	USC	78
8. Billy Teas	B	Georgia Tech	90
9. John Witte	T	Oregon State	102
10. (A) Jesse Arnelle	E	Penn State	111
from Baltimore			
10. (B) Claude Harland	E	Texas Tech	114
11. Joe Ray	T	UCLA	126
12. Jim Hanifan	E	California	138
13. Dave Parkinson	B	Texas	150
14. George Elliott	B	NE Oklahoma	162
15. Robert Hoerning	B	St. Norbert	174
16. Charles Coates	T	Tulane	186
17. Gene Mitcham	E	Arizona State	198
18. Clyde Sweeney	T	West Virginia	210
19. John Davis	E	Miles (AL)	222
20. Jack Muldowney	T	Dayton	234
21. Jerry Cvengros	T	Wisconsin	246
22. Ken Elmore	T	Texas Tech	258
23. George Medved	T	Florida	270
24. Bill Andrews	B	Trinity (TX)	282
25. Ralph Cook	T	Ball State	294
26. Lou Hallow	C	Wake Forest	306
27. Bruce Nevitt	C	Washington State	318
28. Jim Hoffman	B	Cincinnati	342
29. Bob Howe	B	Cincinnati	342
30. K.C. Jones	E	San Francisco	354

1954

January 28

Rd.Player	Pos.	College	Sel. #
1. Ed Beatty	C	Mississippi	9
2. Maurice Gillioz	T	Houston	21
3. (A) Jim Kincaid	B	South Carolina	28
from Baltimore			
3. (B) Tom Nickoloff	E	USC	31
from Washington			
3. (C) Henry Hair	E	Georgia Tech	33
4. (A) Lester McClelland	T	Syracuse	42
from Pittsburgh			
4. (B) Norm Nygaard	B	San Diego State	45
5. (A) Charlie Allen	T	San Jose State	56
from Philadelphia			
5. (B) Art Hauser	T	Xavier	57
6. Ken Panfil	T	Purdue	69
7. Charley Weeks	T	USC	81
8. George Black	E	Washington	93
9. Alex Bravo	B	Cal Poly-SLO	105
10. (A) Ed Hughes	B	Tulsa	116
from Philadelphia			
10. (B) Joe Katchik	E	Notre Dame	111
11. Duane Wardlow	T	Washington	129
12. Jack Maultsby	T	North Carolina	141
13. Sam Hensley	E	Georgia Tech	153
14. Mitchell Johnson	B	Bishop (TX)	165
15. Ed Elliot	B	Richmond	177
16. Roger Frey	T	Georgia Tech	189
17. Ed Wilhelm	C	Houston	201
18. Stan Sheriff	G	Cal Poly-SLO	213
19. Frank Givens	T	Georgia Tech	225
20. Bob Dougherty	B	Cincinnati	237
21. Jerry Cooper	T	West Virginia	249
22. Ray Pacer	T	Purdue	261
23. Don Marks	B	California	273
24. Ed Brookman	T	West Virginia	285
25. Dick Miller	B	Baldwin-Wallace	297
26. Glen Holtzman	T	North Texas State	309
27. Entee Shine	E	Notre Dame	321
28. Dick Mann	B	Case Western Reserve	333
29. Dick Dietrick	E	Pittsburgh	345
30. Frank Metzke	T	Marquette	357

1953

January 22

Rd.Player	Pos.	College	Sel. #
1. (A) Donn Moomaw	LB	UCLA	9
from Philadelphia			
1. (B) Ed Barker	E	Washington State	12
2. Rudy Bukich	B	USC	24

3. Bob Fry	T	Kentucky	36
4. Willie Roberts	E	Tulsa	48
5. Tom Scott	E	Virginia	60
6. (A) Paul Miller	T	LSU	64
from Washington			
6. (B) Howie Waugh	B	Tulsa	72
7. Bobby Reynolds	B	Nebraska	84
8. Bob Morgan	T	Maryland	96
9. Brad Myers	B	Bucknell	108
10. Mick Lakos	B	Vanderbilt	120
11. Jim Bailey	B	Miami (OH)	120
12. Chuck Doud	G	UCLA	144
13. Andy Matto	T	Cincinnati	156
14. Frank James	G	Houston	168
15. Tom Carroll	B	Oklahoma	180
16. Ben DeLoe	T	Mississippi State	192
17. Harland Svare	E	Washington State	204
18. Lew Jones	T	Wabash (IN)	216
19. Jack Ellena	T	UCLA	228
20. Bob Morford	B	College of Idaho	240
21. Dick Gordon	T	Toledo	252
22. George Porter	T	SW Texas State	264
23. Larry Willoughby	B	Fresno State	276
24. Marlow Gudmundson	B	North Dakota State	288
25. Ed Clemens	C	Dayton	300
26. Louie Yourkowski	T	Washington	312
27. Lou Welsh	C	USC	324
28. Jim Murray	T	Montana	336
29. Ray Lewis	E	Boise J.C.	348
30. Fritz Phren	B	College of the Ozarks	359

1952

January 17			
Rd.Player	Pos.	College	Sel. #
1. (A) Bill Wade	B	Vanderbilt	1
bonus choice			
1. (B) Bob Carey	E	Michigan State	12
2. Bob Griffin	T	Arkansas	24
3. Dewey McConnell	E	Wyoming	36
4. (A) Ken Casner	T	Baylor	39
from Chicago Cardinals			
4. (B) Volney (Skeet) Quinlan	B	San Diego State	48
5. Gordon Polofsky	B	Tennessee	60
6. (A) Duane Putnam	G	Pacific	65
from Pittsburgh			
6. (B) Jerrell Price	T	Texas Tech	72
7. Burt Delevan	T	Pacific	84
8. Tom McCormick	B	Pacific	96
9. Byron Townsend	B	Texas	108
10. Luke Welch	T	Baylor	120
11. Sam Baker	B	Oregon State	132
12. Jake Roberts	B	Tulsa	144
13. Aubrey (Red) Phillips	C	Texas Tech	156
14. Joe Moss	T	Maryland	168
15. Bill Hegarty	T	Villanova	180
16. Bob Hooks	E	USC	192
17. John Griggs	C	Kentucky	204
18. Bob Dees	T	SW Missouri State	216
19. Harry Geldien	B	Wyoming	228
20. Ed Weber	B	William & Mary	240
21. Art Preston	B	San Diego State	252
22. Joe Pahr	B	Valparaiso	264
23. Choice to Cleveland			
24. Rich Kelnhofer	G	St. Ambrose (IA)	288
25. Len Teeuws	T	Tulane	300
26. Frank Fuller	T	Kentucky	312
27. Hugh Meyer	C	Texas A&M	324
28. Granville Hart	B	Southern Mississippi	336
29. Gerry Perry	T	California	348

1951

January 18-19			
Rd.Player	Pos.	College	Sel. #
1. Bud McFadin	G	Texas	10
2. Herb Rich	B	Vanderbilt	23
3. Charley Toogood	T	Nebraska	34
4. George Kinek	B	Tulane	46
5. Tony Momsen	C	Michigan	59
6. Norb Hecker	E	Baldwin-Wallace	70
7. Alan Egler	B	Colgate	82
8. Hugo Primiani	T	Boston University	95
9. Nolan Lang	B	Oklahoma	106
10. Roland Kirby	B	Washington	118
11. John Natyshak	B	Tampa	131

12. Don Hardey	B	Pacific	142
13. Joe Reid	C	LSU	154
14. Rob McCoy	B	Georgia Tech	167
15. Odie Posey	B	Southern	178
16. Bill Robertson	E	Memphis State	190
17. Hal Riley	E	Baylor	203
18. Dick Daugherty	G	Oregon	214
19. Andy Robustelli	E	Arnold (CT)	226
20. Jim Nutter	E	Wichita State	239
21. Earl Stelle	B	Oregon	250
22. Billy Baggett	B	LSU	262
23. Dean Thomas	T	Michigan State	275
24. Harry Abeltin	T	Colgate	286
25. Jackie Calvert	T	Clemson	298
26. Howie Ruetz	T	Loras (IA)	311
27. Al Brosky	B	Illinois	322
28. Sterling Wingo	B	Virginia Tech	334
29. Earl Jackson	B	Texas Tech	347
30. Alvin Hanley	B	Kentucky State	358

1950

January 21-22			
Rd.Player	Pos.	College	Sel. #
1. (A) Ralph Pasquariello	B	Villanova	8
from Chicago Cardinals			
1. (B) Stan West	G	Oklahoma	11
2. Bob Fuchs	G	Missouri	24
3. Don Murray	T	Penn State	37
4. Ben Proctor	E	Texas	50
5. Dick McKissack	B	SMU	63
6. Orville Langrell	T	Oklahoma City	76
7. Cliff Coggin	E	Southern Mississippi	89
8. Woodley Lewis	B	Oregon	102
9. Les Cowan	E	McMurry State (TX)	115
10. Jay Van Noy	B	Utah State	128
11. (A) Jay Roundy	B	USC	136
from New York Giants			
11. (B) Fred Stuvek	G	West Virginia	141
12. John Lunney	G	Arkansas	154
13. Tom Winbigler	B	College of Idaho	167
14. Bill Trautwein	T	Ohio State	180
15. Dave Stephenseon	C	West Virginia	193
16. Jim Maloney	E	Fordham	205
17. Harry Haugold	T	Rensselaer (NY)	219
18. Bobby Collier	T	SMU	232
19. John Smith	E	Arizona	245
20. Bill Young	B	Hillsdale (MI)	258
21. Bill Klein	E	Hanover (IN)	271
22. Doug Barber	B	Dakota Wesleyan	284
23. Jim Bird	T	USC	297
24. Joe Joiner	E	Austin (TX)	310
25. Dan (Deacon) Towler	B	Washington & Jefferson	323
26. Otto Haldy	T	Mankato State	336
27. Hal Kilman	T	TCU	349
28. Junior Morgan	E	San Jose State	362
29. Bob Hack	E	Pacific	375
30. Bill Lange	G	Dayton	388

1949

December 21			
Rd.Player	Pos.	College	Sel. #
1. Bobby Thomason	B	Virginia Military	7
2. George Sims	B	Baylor	17
3. Jim Winkler	T	Texas A&M	27
4. Norm Van Brocklin	QB	Oregon	37
5. Earl (Dixie) Howell	B	Mississippi	47
6. Charles Reynolds	B	Texas Tech	57
7. (A) Jerry Williams	B	Washington State	63
from Green Bay			
7. (B) Jon Baker	G	California	67
8. John Waldrum	G	Sul Ross (TX)	77
9. Johnny Smith	E	Arizona	87
10. (A) George Buksar	B	Purdue	94
from Green Bay			
10. (B) Max Minnich	B	Bowling Green	97
11. Jim Cozad	T	Iowa	107
12. Bill Renna	G	Santa Clara	117
13. Paul Barry	B	Tulsa	127
14. Ed Carmichael	T	Oregon State	137
15. J.C. Dodd	B	Sul Ross (TX)	147
16. Joe Morgan	G	Southern Mississippi	157
17. Dick Sheffield	E	Tulane	167
18. Hillary Chollet	B	Cornell	177
19. Joe Leonard	T	Virginia	187
20. Lloyd Eisenberg	T	Duke	197

21. George Teufel	B	Lock Haven (PA)	207
22. Ed Hamilton	E	Arkansas	217
23. Walt Kersulis	E	Illinois	227
24. Fred Klemenok	B	San Francisco	237
25. Clay Matthews	T	Georgia Tech	247

1948

December 19, 1947			
Rd. Player	Pos.	College	Sel. #
1. Choice to Detroit			
2. Tom Keane	B	West Virginia	18
3. Bruce Bailey	B	Virginia	30
4. George Grimes	B	Virginia	40
5. (A) Gene Ruzskowski from Boston	T	Ohio University	49
5. (B) Noel Cudd	T	West Texas State	50
6. Bob Walker	B	Colorado Mines	60
7. Mike Graham	B	Cincinnati	70
8. Glenn Johnson	T	Arizona State	80
9. Johnny Zisch	E	Colorado	90
10. Atherton (Pinky) Phleger	T	Stanford	100
11. Bob Heck	E	Purdue	110
12. Bill Schroll	B	LSU	120
13. Bob Dement	T	Southern Mississippi	130
14. Charley Schoenherr	B	Wheaton	140
15. Larry Brink	E	Northern Illinois	150
16. Bill (Zeke) O'Conner	G	Notre Dame	160
17. Bill Nelson	B	Montana State	170
18. Jim Rees	T	North Carolina State	180
19. Ray Borneman	B	Texas	190
20. Ray Yagiello	T	Catawba	200
21. John Pesek	E	Nebraska	210
22. Charlie DeAutremont	B	Southern Oregon	220
23. Bob Levenhagen	G	Washington	230
24. Leon Cooper	T	Albright	240
25. Jim Wade	B	Oklahoma City	250
26. Ken Sinofsky	G	Nevada-Reno	260
27. Bobby Jack Stuart	B	Army	270
28. Hilliard (Junior) Crum	E	Arizona	280
29. Tony Kunkiewicz	B	Trinity (CT)	288
30. Bill Taylor	E	Rice	295

1947

December 16, 1946			
Rd. Player	Pos.	College	Sel. #
1. Herman Wedemeyer	B	St. Mary's (CA)	8
2. Don Paul	C	UCLA	20
3. Gordon Gray	B	USC	32
4. Paul Evenson	T	Oregon State	42
5. Bill Smyth	T	Cincinnati	52
6. Bill McGovern	C	Washington	62
7. Max Partin	B	Tennessee	72
8. Carl Samuelson	T	Nebraska	82
9. Russ Steger	B	Illinois	92
10. Dante Lavelli	E	Ohio State	102
11. Mike Dimitro	G	UCLA	112
12. John Kissell	T	Boston College	122
13. George Fuchs	B	Wisconsin	132
14. Ralph Chubb	B	Michigan	142
15. Don Hardy	E	USC	152
16. Ed Champagne	T	LSU	162
17. Jimmy Dewar	B	Indiana	172
18. Bernie Rieges	B	UCLA	182
19. Leon McLaughlin	C	UCLA	192
20. Chuck Elliott	T	Oregon	202
21. Lou Levanti	C	Illinois	212
22. J.D. Cheek	T	Oklahoma A&M	222
23. Bob Dal Porto	B	California	232
24. Gene Standefer	B	Texas Tech	242
25. Bob David	B	Villanova	252
26. Jim Hunnicutt	B	South Carolina	262
27. John Comer	B	Holy Cross	272
28. Hal Dean	G	Ohio State	282
29. James Atwell	B	South Carolina	290
30. Bob Prymski	G	Illinois	298

1946

January 14			
Rd. Player	Pos.	College	Sel. #
1. Emil Sitko	B	Notre Dame	10
2. Don Samuel	B	Oregon State	20
3. Don Paul	C	UCLA	30

4. Newell Oestreich	B	California	40
5. Lafayette King	E	Georgia	50
6. Joe Whisler	B	Ohio State	60
7. Mike Schumchyk	G	Arkansas	70
8. Joe Signaigo	G	Notre Dame	80
9. Tom Phillips	B	Ohio State	90
10. Ted Strojny	T	Holy Cross	100
11. George Strohmeier	C	Notre Dame	110
12. Bob Palladino	B	Notre Dame	120
13. Dick Lorenz	E	Oregon State	130
14. Larry Bouley	B	Georgia	140
15. Gasper Urban	G	Notre Dame	150
16. Bob Wise	G	Colorado	160
17. Jerry Ford	E	Notre Dame	170
18. Rob Albrecht	B	Marquette	180
19. Cliff Lewis	B	Duke	190
20. Bob Richardson	T	Marquette	200
21. Derald Lebow	B	Oklahoma	210
22. Bill Lippincott	B	Washington State	220
23. Kay Jamison	E	Florida	230
24. D.J. Gambrell	C	Alabama	240
25. Joe Ben Dickey	B	Colorado	250
26. Mart Grbovaz	E	San Francisco	260
27. Jay Perrin	T	USC	270
28. Frank Plant	C	Georgia	280
29. Dale Cowan	T	Kansas State	290
30. John West	B	Oklahoma	300

1945

April 8			
Rd. Player	Pos.	College	Sel. #
1. (A) Elroy (Crazylegs) Hirsch	B	Wisconsin	5
1. (B) Milan Lazetich	T	Michigan	15
2. (A) W.G. Wooten	E	Oklahoma	21
2. (B) Jack Zilly	E	Notre Dame	32
3. Roger Harding	C	California	37
4. Jerry Cowhig	B	Notre Dame	46
5. Fred Negus	C	Wisconsin	59
6. Johnny August	B	Alabama	70
7. Dick Huffman	T	Tennessee	81
8. Vern Walters	B	Alma	92
9. Tom Fears	E	UCLA	103
10. Joe Winkler	C	Purdue	114
11. Jack Aland	T	Alabama	125
12. Chuck Uknes	B	Iowa	136
13. Bill Lund	B	Case Western Reserve	147
14. Bob Barton	E	Holy Cross	158
15. Dick Hoerner	B	Iowa	169
16. Lee Kennon	T	Oklahoma	180
17. Eagle Matulich	B	Mississippi State	191
18. Bill Griffin	T	Kentucky	202
19. Leroy Erickson	B	Oregon	213
20. Ray Evans	T	UTEP	224
21. Luke Higgins	T	Notre Dame	235
22. Stan Nowak	E	South Carolina	248
23. Gene Knopoke	G	Villanova	257
24. Ray Florek	B	Illinois	266
25. Russ Perry	B	Wake Forest	279
26. Pat West	B	USC	290
27. Bill Davis	B	Oregon	301
28. Charley Compton	T	Alabama	312
29. Did not draft			
30. Did not draft			

1944

April 19			
Rd. Player	Pos.	College	Sel. #
1. Tony Butkovich	B	Illinois	11
2. Gill Bouley	T	Boston College	26
3. Bob Waterfield	B	UCLA	42
4. Al Akins	B	Washington State	53
5. George Cheverko	B	Fordham	64
6. Stan Stasica	B	South Carolina	75
7. Fred Boensch	T	Stanford	86
8. Bob Shaw	E	Ohio State	97
9. Joe Andrejco	B	Fordham	108
10. Pat Filley	G	Notre Dame	119
11. Bob Erickson	B	Washington	130
12. Mal Maceau	C	Marquette	141
13. Frank (Bud) Hubbell	E	Tennessee	152
14. John Aguirre	T	USC	163
15. Aubrey Clayton	B	Auburn	174
16. Ziggy Zamylnski	B	Villanova	185
17. Bob McBride	C	Notre Dame	196
18. Joe Yackanich	T	Fordham	207

19. John Creevey	B	Notre Dame	218
20. David Paul Jones	B	Arkansas	229
21. Jim Pharr	C	Auburn	240
22. Joe Warlick	B	Mississippi State	251
23. Bart Gianelli	G	Santa Clara	262
24. Charley Kuhn	B	Kentucky	273
25. Jim Smith	T	Colorado	284
26. Ray Donelli	B	Duquesne	295
27. John Hughes	E	Mississippi State	306
28. Dick McPhee	B	Georgia	317
29. Jim McLeod	E	LSU	328
30. San Kudlacz	C	Notre Dame	329

1943

April 8

Rd. Player	Pos.	College	Sel. #
1. Mike Holovak	B	Boston College	5
2. (A) Tom Farmer	B	Iowa	15
2. (B) Fred Naumetz	C	Boston College	20
3. (A) Chuck Taylor	G	Stanford	30
3. (B) Clyde Johnson	T	Kentucky	35
4. Les Horvath	B	Ohio State	45
5. Bill Henderson	E	Texas A&M	55
6. Bill Parker	E	Iowa	65
7. Al Solari	B	UCLA	75
8. Homer Simmons	T	Oklahoma	86
9. Tom Roblin	B	Oregon	95
10. Bill Vickroy	C	Ohio State	105
11. Tom Alberghini	G	Holy Cross	115
12. Sam Sharp	E	Alabama	125
13. Dick Kieppe	B	Michigan State	135
14. Cullen Rogers	B	Texas A&M	145
15. Walt Ruark	G	Georgia	155
16. Bert Davis	C	Utah	165
17. Jay Fidler	T	Brown	175
18. Carl Falk	T	Washington	185
19. Tom Coll	E	St. Mary's (CA)	195
20. Mark McCorkle	B	Washington	205
21. Ed Moshofsky	T	Oregon	215
22. Hal Adams	B	Missouri	225
23. Jim Shephard	E	Oregon	235
24. Jack Stetler	B	Pittsburgh	245
25. Jeff Davis	C	Missouri	255
26. Steve Pritko	E	Villanova	265
27. Floyd Konetsky	G	Florida	275
28. Willie Miller	G	LSU	285
29. Did not draft			
30. Did not draft			

1942

December 22, 1941

Rd. Player	Pos.	College	Sel. #
1. (A) Jack Wilson	B	Baylor	2
1. (B) Jack Jacobs	B	Oklahoma	12
2. (A) Roger Eason	T	Oklahoma	17
2. (B) Len Levy	G	Minnesota	27
3. Orville Matthews	B	Oklahoma	32
4. Mike Sweeney	E	Texas	42
5. Italo Rossi	T	Purdue	52
6. Bob Brumley	B	Rice	62
7. Hubert Ulrich	E	Kansas	72
8. Bob deLauer	T	USC	82
9. Ben Hightower	E	Sam Houston State	92
10. Walt Zirinsky	B	Lafayette	102
11. Ray Bradfield	E	Santa Clara	112
12. Tom Greene	T	Georgia	122
13. Ike Peel	B	Tennessee	132
14. Glenn Henicle	G	Tulsa	142
15. Don Clawson	B	Northwestern	152
16. Jack Graf	B	Ohio State	162
17. Bill Regner	E	Oregon	172
18. Gene Conley	T	Washington	182
19. Did not draft			
20. Did not draft			

1941

December 10, 1940

Rd. Player	Pos.	College	Sel. #
1. Rudy Mucha	C	Washington	4
2. Marshall Shires	T	Tennessee	14
3. Jay MacDowell	E	Washington	19
4. Walt Luther	B	Nebraska	29
5. Chet Haliska	B	Oregon	34
6. Jim Kisselburgh	B	Oregon State	44

7. Ray Prochaska	E	Nebraska	54
8. Tony Gallovich	B	Wake Forest	64
9. Milt Simington	G	Arkansas	74
10. John Pendergast	C	Wake Forest	84
11. Nick Drahos	T	Cornell	94
12. Harold Panches	G	Colorado	104
13. Bill McMurray	E	Murray State	114
14. Bill Elmore	B	California	124
15. Warren Desmore	C	Toledo	134
16. Gordon Wilson	G	UTEP	144
17. Kirk Hershey	E	Cornell	154
18. Cobbie Lee	E	Murray State	164
19. Harold Hursh	B	Indiana	174
20. Leo Barnes	T	LSU	184

1940

December 9, 1939

Rd. Player	Pos.	College	Sel. #
1. Olie Cordill	B	Rice	5
2. Merl Condit	B	Carnegie-Mellon	15
3. Johnny Haman	C	Northwestern	25
4. Bob Wood	T	Alabama	35
5. Park Myers	T	Texas	45
6. Ken Heineman	E	Texas Mines	55
7. Bob Nowaskey	B	George Washington	65
8. Bob Anahu	E	Santa Clara	75
9. Wilfrid Thorpe	G	Arkansas	85
10. Herb Smith	B	St. Mary's (CA)	95
11. Boyd Clay	T	Tennessee	105
12. Jim Goolsby	C	Mississippi State	115
13. Jack (Shag) Gregory	T	Tenn.-Chattanooga	125
14. Pete Bogden	E	Utah	135
15. Owen Goodnight	B	Hardin-Simmons	145
16. Morris Kohler	B	Oregon State	155
17. Jack Nix	B	Mississippi State	165
18. Ralph Stevenson	G	Oklahoma State	175
19. Dante Magnani	B	St. Mary's (CA)	185
20. Luke Lincoln	T	Kentucky	195

1939

December 9, 1938

Rd. Player	Pos.	College	Sel. #
1. Parker Hall	B	Mississippi	3
2. Gaylon Smith	B	Southwestern	13
3. Elmer Tarbox	B	Texas Tech	23
4. Wally Garard	T	St. Mary's (CA)	33
5. Eddie Gallo	T	LSU	43
6. Bernie McGarry	T	Utah	53
7. Gerry Dowd	C	St. Mary's (CA)	63
8. Warren (Bronco) Brunner	B	Tulane	73
9. Lew Bostick	G	Alabama	83
10. Frank Petrick	E	Indiana	93
11. Sid Roth	G	Cornell	103
12. Chet Adams	T	Ohio University	113
13. Joel Hitt	E	Mississippi College	123
14. John Ryland	C	UCLA	133
15. Ben Friend	T	LSU	143
16. Gordon Reupke	B	Iowa State	153
17. Mike Perrie	B	St. Mary's (CA)	163
18. Alex Atty	G	West Virginia	173
19. Bill Lane	B	Bucknell	183
20. Paul Graham	B	Indiana	193
20. Luke Lincoln	T	Kentucky	195

1938

December 12, 1937

Rd. Player	Pos.	College	Sel. #
1. (A) Gorbett Davis	B	Indiana	1
1. (B) Jim Benton	E	Arkansas	11
2. (A) Joe Routt	G	Texas A&M	15
2. (B) Vic Markov	T	Washington	26
3. Ed Franco	G	Fordham	31
4. Ray Hamilton	G	Arkansas	41
5. Marcel (Red) Chesbro	G	Colgate	51
6. Walt (Tiger) Mayberry	B	Florida	61
7. Chuck Ream	E	Ohio State	71
8. Joe Maras	T	Duquesne	81
9. Al Hoptowit	T	Washington State	91
10. Vic Spadaccini	B	Minnesota	101

1937

December 12, 1936

Rd.Player	Pos.	College	Sel. #
1. Johnny (Zero) Drake	B	Purdue	10
2. Jules Alphonse	B	Michigan	20
3. Bobby LaRue	B	Pittsburgh	30
4. John Wiatrak	C	Washington	40
5. Inwood Smith	G	Ohio State	50
6. Chris Del Sasso	T	Indiana	60
7. Norm Shoen	B	Baldwin-Wallace	70
8. Herm Schmarr	E	Catholic	80
9. Ray Johnson	B	Denver	90
10.Solon Holt	G	TCU	100

ALL-TIME ROSTER

2016 MEDIA GUIDE



ALL-TIME ROSTER



HEAD COACHES

(Including Playoff Games)

COACH	YEARS	WON	LOST	TIED	WIN PCT	RAMS PTS	OPP PTS
Hugo Bezdek	1937-38~	1	13	0	.071	111	277
Art Lewis	1938	4	4	0	.500	95	145
Earl (Dutch) Clark	1939-42	16	26	2	.386	632	806
Aldo (Buff) Donelli	1944	4	6	0	.400	188	224
Adam Walsh	1945-46	16	5	1	.750	536	407
Bob Snyder	1947	6	6	0	.500	259	214
Clark Shaughnessy	1948-49	14	8	3	.620	687	522
Joe Stydahar	1950-52^	19	9	0	.679	941	668
Hampton Pool	1952-54	23	11	2	.667	1,043	749
Sid Gillman	1955-59	28	32	1	.467	1,458	1,447
Bob Waterfield	1960-62#	9	24	1	.279	664	811
Harland Svare	1962-65	14	31	3	.323	846	1,170
George Allen	1966-70	49	19	4	.708	1,671	1,104
Tommy Prothro	1971-72	14	12	2	.536	604	546
Chuck Knox	1973-77	57	20	1	.737	1,737	991
Ray Malavasi	1978-82	43	36	0	.544	1,662	1,566
John Robinson	1983-91	79	74	0	.516	3,216	3,209
Chuck Knox	1992-94	15	33	0	.313	820	1,115
Rich Brooks	1995-96	13	19	0	.406	612	827
Dick Vermeil	1997-99	25	26	0	.490	1,193	1,038
Mike Martz	2000-05<	56	36	0	.609	2,439	2,169
Joe Vitt	2005	4	7	0	.364	235	281
Scott Linehan	2006-08%	11	25	0	.306	673	966
Jim Haslett	2008	2	10	0	.167	189	318
Steve Spagnuolo	2009-11	10	38	0	.208	657	1,171
Jeff Fisher	2012-2015	27	36	1	.422	1,251	1,396
TOTAL	1937-2015	559	566	21	.488	23,451	24,137

* ties count as half game won, half game lost

~ Replaced by Lewis after three games in 1938

^ Replaced by Pool after one game in 1952

Replaced by Svare after eight games in 1962

< Replaced by Vitt after five games in 2005

% Replaced by Haslett after four games in 2008



ASSISTANT COACHES

Aggabao, J, 2014-
 Allen, George, 1957
 Aliotti, Nick, 1995-97
 Alsman, Ed, 1974-75
 Andersen, Foster, 1978
 April, Bobby, 2001-03
 Austin, Bill, 1965
 Babich, Bob, 2003
 Baggett, Charlie, 2009-10
 Bailey, Adam, 2010-15
 Baker, Bob, 1983-84
 Baker, Brian, 2006-08
 Baker, Joe, 2006
 Bankins, Charles, 2005
 Battles, Bill, 1953-54
 Bennett, Leeman, 1973-76
 Benton, John, 2004-05
 Bettis, Tom, 1991
 Boudreau, Paul F., 2012-15
 Boudreau, Paul T., 2006-07, 2012-
 Boras, Rob, 2012-
 Bowden, Joe, 2012-15
 Brooks, Larry, 1983-90
 Brooks, Rich, 1971-72
 Brown, Steve, 1995-00
 Bunting, John, 1997-99
 Bush, Frank, 2013-
 Byrd, Gill, 2004-05
 Campbell, Marion, 1967-68
 Carson, Bud, 1978-81; 1997; 2000
 Catlin, Tom, 1966-77
 Cecil, Chuck, 2012-
 Chaney, Jim, 2006-08
 Cignetti, Frank, 2012-15
 Clausen, Chris, 1992-2005
 Coley, Max, 1978
 Coury, Dick, 1986-90; 1997-99
 Cox, Mike, 2007-08
 Cromwell, Nolan, 1991, 2010-11
 Croom, Sylvester, 2009-11
 Crow, Lindon, 1963
 Curl, Dick, 2009-2010
 Curtis, Andre, 2009-11
 Daly, Brendan, 2009-11
 David, Jim, 1960-62
 Dickerson, Andy, 2012-
 Dixon, Hewritt, 1980-81
 Doll, Don, 1965
 Dowler, Boyd, 1970
 Downing, Todd, 2006-08
 Durden, Earnel, 1971-72
 Dyer, George, 1992-94
 Ellard, Henry, 2001-08
 Erber, Lew, 1985-86
 Erkenbeck, Jim, 1992-94
 Evans, Clyde, 1978-82
 Fairchild, Steve, 2003-05
 Falks, Frank, 2003-05
 Fassel, John, 2012-
 Faucette, Chuck, 2008-10
 Faulkner, Jack, 1955-59, 1973-79
 Fears, Tom, 1960-61
 Ferraro, Paul, 2009-11
 Fewell, Perry, 2003-04
 Fisher, Brandon, 2012-
 Fisher, Jeff, 1991
 Flajole, Ken, 2009-11
 Gaines, Greg, 1993-94
 Gansz, Frank, 1997-99
 Garcia, Jeff, 2015
 Garrett, Judd, 2006-07
 Giemont, Garrett, 1990-91
 Gigantino, Artie, 1987-90
 Giunta, Peter, 1997-2000
 Goode, Kerry, 1997-98
 Goux, Marv, 1983-91

Gray, Michael, 1996
 Greatwood, Steve, 1995-96
 Groh, Mike, 2015-
 Gullickson, Rock, 2009-
 Hadl, John, 1982
 Hairston, Carl, 1997-2000
 Hall, Sid, 1971-72
 Haluchak, Mike, 2000-02
 Hanifan, Jim, 1997-2003
 Hanson, Randy, 2006
 Harris, Chick, 1992-94
 Haskell, Gil, 1983-91
 Haslett, Jim, 2006-08
 Hein, Mel, 1950
 Heinrich, Don, 1963-64
 Hickey, Howard (Red), 1950-54
 Hickman, Bill, 1978-80
 Horton, Jeff, 2006-08
 Houck, Hudson, 1983-91
 House, Matt, 2009-11
 Howard, Todd, 1998-99
 Imamura, Jeff, 2015-
 Jackson, Bobby, 2000-02
 Jackson, Milt, 1992-93
 Jones, Ronnie, 1991
 Knox, Chuck Jr., 1993-94
 Kollar, Bill, 2001-05
 Lanham, Paul, 1978-82
 Lauterbur, Frank, 1978-81
 LeDuc, Dana, 1999-2008
 Leonard, Frank, 2009-11
 Levy, Marv, 1970
 Ligashesky, Bob, 2005-06
 Lilly, John, 2015-
 Lindskog, Vic, 1960-62
 Loney, Steve, 2008-11
 Lopez, Clayton, 2009-11
 Madro, Joe, 1955-59
 Mainord, Carlos, 2002
 Malavasi, Ray, 1973-78
 Marchibroda, Ted, 1966-70
 Marmie, Larry, 2004-05
 Martz, Mike, 1992-96, 1999
 Matsko, John, 1999-2005
 McDaniels, Josh, 2010-2011
 McGinnis, Dave, 2012-
 McKittrick, Bobb, 1971-72
 McLaughlin, Leon, 1971-72
 McMahon, Tom, 2009-11
 Meeks, Ron, 2001
 Meyer, Ken, 1973-76
 Milus, Ron, 2006-08
 Montgomery, Wilbert, 1997-2005
 Moore, Steve, 1994
 Moses, Wayne, 2006-07
 Murphy, Keith, 2007-08
 Nussmeier, Doug, 2006-07
 Olson, Greg, 2006-07
 Paolillo, Lou, 2010-11
 Pasquale, Larry, 2000
 Patera, Jack, 1963-66
 Paterra, Herb, 1980-82
 Paul, Don, 1959-61
 Peete, Skip, 2015-
 Penaranda, Jairo, 1990
 Perry, Rod, 1992-94
 Pitts, Elijah, 1974-77
 Pollard, Don (Deek), 1995-96
 Pool, Hampton, 1950-54, 1960-62
 Prochaska, Ray, 1966-70, 1973-77
 Radakovich, Dan, 1979-81, 1995
 Ramsdell, John, 1995-2005
 Rapp, Vic, 1984
 Raye, Jimmy, 1983-84, 1991
 Reilly, Jack, 1995-96
 Rhome, Jerry, 1997-99

Richards, Ray, 1951-52
 Ringo, Jim, 1982
 Roberts, Al, 2007-08
 Robinson, Willy, 2006-07
 Roland, Johnny, 1995-96
 Roll, Brad, 2006-07
 Rymkus, Lou, 1958
 Sauer, John, 1953-54
 Saunders, Al, 1999-2000; 2008
 Saunders, Bob, 2008
 Schnellker, Bob, 1963-65
 Schnellenberger, Howard, 1966-69
 Schottenheimer, Brian, 2012-2014
 Schottenheimer, Kurt, 2005
 Schwenk, Vic, 1964-65
 Selcer, Dick, 1992-96
 Sevier, Wayne, 1994-95
 Shafer, Steve, 1983-90
 Shaw, Willie, 1995-96
 Shea, Terry, 2008
 Sheldon, Matt, 2001-05
 Shelmon, Clarence, 1991
 Sherman, Ray, 2012-15
 Shurmur, Fritz, 1982-90
 Shurmur, Pat, 2009-10
 Simmons, Clyde, 2012-
 Simmons, Warren, 1994
 Sirmans, Ben, 2012-15
 Smith, Kenan, 2014-
 Smith, Lovie, 2001-03
 Snow, Jack, 1982
 Snyder, Bob, 1946, 1948-49
 Snyder, Bruce, 1983-86
 Stephenson, Kay, 1977
 Storm, Lowell, 1955-57
 Stydahar, Joe, 1947-49
 Stiles, Lynn, 1997-99
 Stock, Mike, 2004
 Sugarman, Andy, 2009-15
 Sullivan, Joe, 1966-70
 Summerall, Pat, 1963
 Swiacki, Bill, 1958
 Swinton, Derius, 2009-11
 Taylor, Lionel, 1977-81
 Teerlinck, John, 1991
 Thomas, Joe, 1955-56
 Tippet, Howard, 1992-93, 2000
 Tollner, Ted, 1992-93
 Torgeson, LaVern, 1969-70, 1978-80
 Trafton, George, 1946-49
 Turner, Norval, 1985-90
 Valero, Art, 2008-09
 Vechiarella, Jim, 1981-82
 Venturi, Rick, 2006-08
 Vermeil, Dick, 1969, 1971-73
 Vitt, Joe, 1992-94, 2004-05
 Voris, Dick, 1954
 Wagstaff, Jim, 1973-77
 Waller, Charlie, 1978
 Walton, Tim, 2013
 Warhop, George, 1996-97
 Waterfield, Bob, 1958
 Waufle, Mike, 2012-
 Weaver, Larrye, 1971-72
 Weaver, Ralph, 1954
 Weinke, Chris, 2015-
 White, Ed, 1998
 White, Mike, 1997-99
 Whittingham, Fred, 1982-90
 Wietecha, Ray, 1963-64
 Williams, Blake, 2012
 Williams, Gregg, 2014-
 Wilson, Dennard, 2012-
 Zampese, Ernie, 1987-93
 Zampese, Ken, 2000-02

ALL-TIME ROSTER



All players active at any time on regular-season roster

A

NAME, (POSITION) COLLEGE	#	RAM YEARS
Adams, Chester, (T) Ohio	34	1939-42
Adams, John, (TE) Cal-State Los Angeles	87	1963
Adeyanju, Victor, (DE) Indiana	94	2006-09
Agajanian, Ben, (K) New Mexico	3	1953
Agler, Bob, (RB) Otterbein	30	1948-49
Agnew, Ray, (DT) North Carolina State	99	1998-2000
Ahanotu, Chidi, (DE) California	72	2001
Ah You, C.J., (DE) Oklahoma	98	2009-11
Akbar, Hakim, (LB) Washington	53	2002
Alexander, Dan, (RB) Nebraska	39	2003
Alexander, Danario, (WR) Missouri	84	2010-11
Alexander, Kermit, (DB) UCLA	35	1970-71
Alexander, Maurice, (S) Utah State	31	2014-15
Alexander, Robert, (RB) West Virginia	39	1982-83
Alexis, Rich, (RB) Washington	32/33	2006-07
Alfonse, Julius, (RB) Minnesota	5/29	1937-38
Alford, Darnell, (G) Boston College	72	2004
Allen, Brian, (LB) Florida State	51	2001
Allen, David, (RB) Kansas State	34	2005
Allen, Duane, (E) Santa Ana J.C.	25	1961-64
Allen III, Roger, (G) Missouri Western State	62	2009
Allen, Taje, (CB) Texas	20	1997-2000
Alston, Jon, (LB) Stanford	57	2006
Amendola, Danny, (WR) Texas Tech	16	2009-12
Andersen, Stanley, (T) Stanford	39	1940-41
Anderson, Bruce, (DE) Williamette	79	1966
Anderson, Dwight, (CB) South Dakota	20	2004, 05
Anderson, Willie, (WR) UCLA	83	1988-94
Andrews, George, (LB) Nebraska	52	1979-85
Angulo, Richard, (TE) Western New Mexico	48	2003
Anno, Sam, (LB) USC	52	1987
Archuleta, Adam, (S) Arizona State	31	2001-05
Armstrong, Graham, (T) John Carroll	18/32	1941, 1945
Armstrong, Ray Ray, (LB) Miami (Fla.)	50	2013-14
Armstrong, Tyji, (TE) Mississippi	89	1998
Arnett, Jon, (RB) USC	26	1957-63
Arnold, Walt, (TE) New Mexico	84	1980-81
Asiodu, K.C., (LB) Central Oklahoma	50	2009
Ashe, Richard, (TE) Humboldt State	87	1990
Ashmore, Darryl, (T) Northwestern	75/77	1993-96
Atchison, Tim, (S) Baylor	36	2011
Atkins, Pervis, (RB) New Mexico State	27	1961-63
Atogwe, Oshiomogho, (S) Stanford	21	2005-10
Atty, Alexander, (G) West Virginia	18	1939
Aupiu, David, (LB) BYU	90	1987
Austin, Tavon, (WR) West Virginia	11	2013-15
Avery, Donnie, (WR) Houston	17	2008-09
Ayers, Akeem, (LB) UCLA	56	2015
Ayi, Kole, (LB) Massachusetts	54	2001, 02

B

Bacon, Coy, (DT) Jackson State	79	1968-72
Bagarus, Steve, (RB) Notre Dame	0	1947
Bailey, Johnny, (RB) Texas A&I	21/20	1994-95
Bailey, Robert, (CB) Miami (FL)	28	1991-94
Bailey, Stedman, (WR) West Virginia	12	2013-15
Bain, Bill, (G) USC	62	1979-85
Bajema, Billy, (TE) Oklahoma State	47	2009-11
Baker, Donnell, (WR) Southern (LA)	83	1996
Baker, John, (DT) North Carolina College	78/74	1958-61
Baker, John, (P) North Texas State	4	2000-01
Baker, Terry, (QB/RB) Oregon State	11/15	1963-65
Baker, Tony, (RB) Oregon State	35	1973-74
Banks, Tony, (QB) Michigan State	12	1996-98
Bannan, Justin, (DE) Colorado	95	2011
Banta, Jack, (RB) USC	33	1946-48
Barber, Mark, (RB) South Dakota State	6	1937
Barber, Mike, (TE) Louisiana Tech	89/86	1982-85
Barker, Bryan, (P) Santa Clara	4	2005
Barksdale, Joe, (T) LSU	72	2012-14
Barle, Louis, (QB) Minnesota-Duluth	8	1939
Barnes, Lionel, (DE) Northeast Louisiana	92	1999-2000
Barnes, Tim, (C) Missouri	61	2012-15
Barnett, Doug, (DE) Azusa Pacific	96	1982-83
Barr, Dave, (QB) California	16	1995
Barron, Alex, (T) Florida State	70	2005-09
Barron, Mark, (LB/S) Alabama	26	2014-15

NAME, (POSITION) COLLEGE	#	RAM YEARS
Barry, Paul, (RB) Tulsa	9	1950-52
Bartell, Ron, (CB) Howard	32/24	2005-11
Bartkowski, Steve, (QB) California	10	1986
Bass, Dick, (RB) Pacific	22	1960-69
Bassey, Eric, (CB) Oklahoma	41	2007-09
Bates, Daren, (LB) Auburn	53	2013-15
Battle, Ron, (TE) North Texas State	81	1981-82
Baty, Greg, (TE) Stanford	84	1987
Baughan, Maxie, (LB) Georgia Tech	55	1966-70
Bayer, Alex, (TE) Bowling Green	82	2014
Beathard, Pete, (QB) USC	12	1972
Becht, Anthony, (TE) West Virginia	87	2008
Becker, Kurt, (G) Michigan	79	1989
Belin, Chuck, (G) Wisconsin	71	1993-96
Bell, Greg, (RB) Notre Dame	42	1987-89
Bell, Jacob, (G) Miami (OH)	63	2008-10
Bennett, Drew, (WR) UCLA	83	2007-08
Benton, Jim, (E) Arkansas	26/49	1938-40, 42, 44-47
Berger, Mitch, (P) Colorado	17	2002
Berlin, Brock, (QB) Miami (FL)	3/13	2007-08
Bernard, David, (B) Mississippi	22	1942, 44-45
Berry, Connie Mack, (E) North Carolina State	6	1940
Berry, Latin, (CB) Oregon	42	1990
Berteisen, Jim, (RB) Texas	45	1972-76
Bethune, George, (LB) Alabama	68	1989-90
Bettis, Jerome, (RB) Notre Dame	36	1993-95
Bettridge, John, (B) Ohio State	6	1937
Biasucci, Dean, (K) Western Carolina	4	1995
Bighead, Jack, (E) Pepperdine	86	1955
Bishop, Richard, (NT) Louisville	65	1983
Bleeker, Mel, (RB) USC	34	1947
Blevins, Darrus, (WR) Memphis	83	2000
Bly, Dre', (CB) North Carolina	32	1999-2002
Boeke, Jim, (T) Heidelberg	78	1960-63
Bolinger, Russ, (G) Long Beach State	73	1983-85
Boller, Kyle, (QB) California	12	2009
Bono, Steve, (QB) UCLA	13	1998
Boone, Robert (Jack), Elon		1942
Borland, Kyle, (LB) Wisconsin	91	1987
Bostic, James, (RB) Auburn	33	1994
Bostic, Lewis, (G) Alabama	25	1939
Boudreaux, Frank, (DE) Northwestern	70	1993
Bouley, Gilbert, (T) Boston College	42/66	1945-50
Bouman, Todd, (QB) St. Cloud State	8	2007
Boutte, Marc, (DT) LSU	96	1992-93
Bowen, Matt, (S) Iowa	27	2000-01
Bowers, Bill, (DB) USC	30	1954
Boyd, Bob, (E) Loyola (CA)	80/82	1950-57
Boykin, Deral, (S) Louisville	21	1993
Braatz, Tom, (E) Marquette	83	1958
Bracken, Don, (P) Michigan	16	1992-93
Bradford, Sam, (QB) Oklahoma	8	2010-13
Bradshaw, Charlie, (T) Baylor	79	1958-60
Brady, Ed, (LB) Illinois	90	1984
Brady, Jeff, (LB) Kentucky	95	1993
Brady, Rickey, (TE) Oklahoma	48	1994
Brahm, Lawrence, (G) Temple	59	1942
Brake, Mike, (TE) Akron	46	2004
Brandstater, Tom, (QB) Fresno State	12	2011
Brantley, Chris, (WR) Rutgers	88	1994
Bratkowski, Zeke, (QB) Georgia	12	1961-63
Bravo, Alex, (DB) Cal Poly-SLO	21	1957-58
Brazell, Carl, (QB) Baylor	18	1938
Breen, Gene, (LB) Virginia Tech	53	1967-68
Brice, Will, (P) Virginia	10	1997
Brigance, O.J., (LB) Rice	57	2001-02
Brink, Larry, (DE) Northern Illinois	63/83	1948-53
Brito, Gene, (DE) Loyola (LA)	80	1959-60
Britt, Charley, (DB) Georgia	17	1960-63
Britt, Kenny, (WR) Rutgers	81/18	2014-15
Brock, Dieter, (QB) Jacksonville (AL) State	5	1985
Brockers, Michael, (DT) LSU	90	2012-15
Brooks, Ethan, (T) Williams College	77	1997-98
Brooks, Jamal, (LB) Hampton	55	2006
Brooks, Larry, (DT) Virginia State	90	1972-82
Brostek, Bern, (C) Washington	61	1990-97
Brown, Bob, (T) Nebraska	76	1969-70
Brown, Eddie, (S) Tennessee	25	1978-78
Brown, Fakhir, (CB) Grambling	34	2006-08
Brown, Fred, (LB) Miami (FL)	81	1965
Brown, Jamon, (G) Louisville	68	2015
Brown, Jason, (C) North Carolina	60	2009-11

ALL-TIME ROSTER



NAME. (POSITION) COLLEGE	#	RAM YEARS
Brown, Jonathan, (DE) Tennessee	93	2001
Brown, Josh, (K) Nebraska	3	2008-11
Brown, Malcolm, (RB) Texas	39	2015
Brown, Milford, (G) Florida State	72	2007
Brown, Richard, (LB) San Diego State	92	1987, 89
Brown, Roger, (DT) Maryland State	78	1967-69
Brown, Ron, (WR) Arizona State	89/81	1984-89, 91
Brown, Sammy, (LB) Houston	57	2012
Brown, Willie, (E/RB) USC	42	1964-65
Broyles, James, (G) Southwest Missouri State	60	2002
Bruce, Isaac, (WR) Memphis State	80	1994-2007
Brudzinski, Bob, (LB) Ohio State	59	1977-80
Brumbaugh, Carl, (QB) Ohio State	8	1937
Brune, Fred, (DB) Ohio State	38	1958
Bryant, Christian, (S) Ohio State	37	2015
Bryant, Cullen, (DB/RB) Colorado	32	1973-82, 87
Bryant, Tony, (DE) Florida State	92	2006
Buchanan, Richard, (WR) Northwestern	89	1993-94
Bucklew, Philip, (E) Xavier (OH)	22	1937-38
Budka, Frank, (DB) Notre Dame	45	1964
Bukich, Rudy, (QB) USC	10	1953-56
Bulger, Marc, (QB) West Virginia	10	2001-09
Bullard, Courtland, (LB) Ohio State	51	2002-03
Burke, Mike, (P) Miami (FL)	11	1974
Burley, Nick, (TE/RB) Fresno State	47	2004
Burman, George, (C/G) Northwestern	51	1967-70
Burmeister, Forrest, (T/G) Purdue	24	1937-38
Burrough, John, (DE) Wyoming	95	2002
Burroughs, Don, (DB) Colorado A&M	25	1955-59
Burton, Antwon, (DT) Temple	99	2008
Burton, Keenan, (WR) Kentucky	14	2008-09
Bush, Blair, (C) Washington	51	1992-94
Bush, Devin, (S) Florida State	23	1999-2000
Busich, Sam, (E) Ohio State	19	1937
Busick, Steve, (LB) USC	52	1986
Butcher, Paul, (LB) Wayne State	59	1989-92
Butler, James, (S) Georgia Tech	37	2009-11
Butler, Jerametrius, (CB) Kansas State	23	2001-06
Butler, Quincy, (CB) TCU	36	2008-10
Buzin, Rich, (T) Penn State	77	1971
Byrd, Dominique, (TE) USC	86	2006-07
Byrd, Mac, (LB) USC	23	1965

C

Cahill, Dave, (DT) Northern Arizona	70	1967
Cain, Lynn, (RB) USC	31	1985
Calahan, Jeremy, (DT) Rice	90	2005
Camarillo, Rich, (P) Washington	3	1988
Campion, Pete, (T) North Dakota State	73	2002
Canidate, Trung, (RB) Arizona	24	2000-02
Cappelletti, John, (RB) Penn State	22	1974-78
Carey, Bob, (E) Michigan State	89/88	1952, 54, 56
Carney, John, (K) Notre Dame	18	1990
Carollo, Joe, (T) Notre Dame	63/70	1962-68, 71
Carpenter, Dwaine, (S) North Carolina A&T	27	2005-06
Carpenter, Rob, (RB) Miami (OH)	38	1986
Carpenter, Ron, (S) Miami (OH)	24	1998-99
Carrell, Duane, (P) Florida State	17	1975
Carriker, Adam, (DL) Nebraska	90	2007-09
Carrington, Alex, (DT) Arkansas State	92	2014
Carson, Howard, (LB) Howard Payne	54	1981-83
Carter, Jerome, (S) Florida State	42	2005-07
Carter, Kevin, (DE) Florida	93	1995-2000
Carter, Pat, (TE) Florida State	88	1989-93, 95
Carter, Tim, (WR) Auburn	15	2009
Casey, Bernie, (WR) Bowling Green	25	1967-68
Cash, Rick, (DE) Northeast Missouri	89	1969-70
Casner, Ken, (T) Baylor	79	1952
Cason, Aveion, (WR/RB) Illinois State	82/27/26	2001, 04-05
Cason, Jim, (DB) LSU	41	1955-56
Castete, Jesse, (DB) McNeese State	23	1956-57
Celotto, Mario, (LB) USC	41	1981
Chadwick, Jeff, (WR) Grand Valley State	89	1992
Chamberlain, Chris, (LB) Tulsa	57	2008-11
Champagne, Ed, (T) LSU	86	1947-50
Chandler, Chris, (QB) Washington	17/12	1994, 2004
Chandler, Jeff, (K) Florida	4	2004
Chapple, Dave, (P) California-Santa Barbara	10	1972-74
Charles, Mike, (DT) Syracuse	79	1991
Chavous, Corey, (S) Vanderbilt	25	2006-08
Cherundolo, Charles, (C) Penn State	21/17	1937-39
Chesbro, Marcel (Red), (G) Colgate	35	1938
Childs, Henry, (TE) Kansas State	83	1981
Chillar, Brandon, (LB) UCLA	54	2004-07

NAME. (POSITION) COLLEGE	#	RAM YEARS
Chuy, Don, (G) Clemson	62	1963-68
Claiborne, Chris, (LB) USC	55	2005
Clark, Al, (CB) Eastern Michigan	44	1972-75
Clark, Dan, (LB) San Jose State	94	1987
Clark, Greg, (LB) Arizona State	92	1990
Clark, Ken, (P) St. Mary's (CA)	13	1979
Clarke, Leon, (E) USC	84	1956-59
Clay, Boyd, (T) Tennessee	21/43	1940-42, 44
Clay, Hayward, (TE) Texas A&M	81	1996
Clayton, Mark, (WR) Oklahoma	89	2010-11
Cleeland, Cameron, (TE) Washington	87	2003-04, 05
Clemens, Kellen, (QB) Oregon	10	2011-13
Clemons, Charlie, (LB) Georgia	56	1997-99
Coady, Rich, (S) Texas A&M	38/25	1999-2001, 03-04
Coakley, Dexter, (LB) Appalachian State	52	2005-06
Cobb, Bob, (DE) Arizona	97	1987
Cohen, Dustin, (LB) Miami (OH)	58/56	2000-01
Cole, Justin, (LB) San Jose State	(52)	2011-12
Colella, Thomas, (RB) Canisius	34	1944-45
Collier, Bob, (T) SMU	27	1951
Collins, Brett, (LB) Washington	54	1993
Collins, Jerome, (TE) Notre Dame	48	2005
Collins, Jim, (LB) Syracuse	50	1982-88
Collins, Kirk, (CB) Baylor	42	1982-83
Collins, Todd, (LB) Carson-Newman	54	1999-2000
Condren, Brannon, (S) Troy	42	2008
Conkright, William (Red), (G) Colgate	37	1939-42, 44
Conlan, Shane, (LB) Penn State	56	1993-95
Conlee, Gerald, (C/G) St. Mary's (CA)	17	1938
Conrath, Matthew, (DT) Virginia	71	2012-13
Conwell, Ernie, (TE) Washington	45/84	1996-2002
Cook, Jared, (TE) South Carolina	89	2013-15
Cook, Marv, (TE) Iowa	47	1995
Cooper, William (Bud), (RB) Penn State	2	1937
Corbo, Thomas, (G) Duquesne	19	1944
Cordileone, Lou, (LB) Clemson	51	1962
Cordill, Oliver, (RB) Rice	1	1940
Corn, Joe, (RB), no college	25	1948
Corral, Frank, (K/P) UCLA	3	1978-81
Cota, Chad, (S) Oregon	37	2002
Cothren, Paige, (K) Mississippi	36	1957-58
Covington, Scott, (QB) Miami (FL)	4	2002-03
Cowan, Charlie, (T) New Mexico Highlands	73	1961-75
Cowhig, Jerry, (RB) Notre Dame	9	1947-49
Cowlings, Al, (DE) USC	70	1975, 77
Cox, Aaron, (WR) Arizona State	84	1988-92
Cox, Tom, (C) USC	72	1987
Coyle, Ross, (DB) Oklahoma	43	1961
Crabb, Claude, (DB) Colorado	49	1966-68
Craft, Jason, (CB) Colorado State	31	2008
Crawford, Keith, (DB/WR) Howard Payne	20	1996-97
Crews, Terry, (LB) Western Michigan	94	1991
Cromwell, Nolan, (S) Kansas	21	1977-87
Crooms, Chris, (S) Texas A&M	25	1992
Crosby, Clifton, (CB) Maryland	26	1999
Cross, Bobby, (T) Kilgore (TX) J.C.	73/57	1954-55
Cross, Irv, (DB) Northwestern	27	1966-68
Crouch, Eric, (WR) Nebraska	89	2002
Croudp, David, (CB) San Diego State	28	1984
Crow, Lindon, (DB) USC	41	1961-64
Crowder, Earl, (QB) Oklahoma	40	1940
Crutchfield, Dwayne, (RB) Iowa State	45	1984
Cudjo, Jermelle, (DT) Central Oklahoma	93	2010-13
Culberson, Quinton, (LB) Mississippi State	53	2007-09
Cunningham, Benny, (RB) Middle Tennessee	36	2013-15
Curley, Dan, (TE/FB) Eastern Washington	44	2003
Curran, Pat, (TE/RB) Lakeland	88	1969-74
Currie, Dan, (LB) Michigan State	58	1965-66
Currian, Don, (DE) Boston College	40	1948-49
Curry, Bill, (C) Georgia Tech	55	1974
Curry, Dominique, (WR) California	15	2010-11
Curtis, Kevin, (WR) Utah State	83	2003-06

D

Dahl, Craig, (S) North Dakota State	43	2009-12
Dahl, Harvey, (G) Nevada-Reno	62	2011-13
Dahms, Tom, (T) San Diego State	71/21	1951-54
Dale, Carroll, (E) Virginia Tech	81	1960-64
Daniel, Willie, (DB) Mississippi State	46	1967-69
Daniels, Matthew, (S) Duke	37	2012-13
Darby, Kenneth, (RB) Alabama	33	2008-10
Daugherty, Dick, (LB) Oregon	54/67/50	1951-58
David, Bob, (G) Villanova	77	1947-48
Davis, Anthony, (RB) USC	23	1978

ALL-TIME ROSTER



NAME. (POSITION) COLLEGE	#	RAM YEARS
Davis, Anthony, (T) Virginia Tech	69	2008
Davis, Austin, (QB) Southern Mississippi	9	2012-14
Davis, Cody, (S) Texas Tech	38	2013-15
Davis, Corbett, (RB) Indiana	32/3	1938-39, 41-42
Davis, Dexter, (CB) Clemson	29	1993-95
Davis, Don, (LB) Kansas	58	2001-02
Davis, Glenn, (RB) Army	41	1950-51
Davis, James (Bob), (RB) Kentucky	10	1938
Davis, Paschall, (LB) Texas A&I	55	1995-96
Davis, Roger, (G) Syracuse	67	1964
Davis, Stephen, (RB) Auburn	48	2006
Dean, Hal, (G) Ohio State	84	1947-49
DeFruiter, Bob, (NT) Nebraska	50	1948
DeJurnett, Charles, (DT) San Jose State	70	1982-86
Delaney, Jeff, (S) Pittsburgh	41	1980
DeLauer, Bob, (C) USC	65/55	1945-46
Delpino, Robert, (FB) Missouri	39	1988-92
DeMarco, Bob, (C) Dayton	55	1975
Dempsey, Tom, (K) Palomar J.C.	10	1975-76
Dennard, Preston, (WR) New Mexico	88	1978-83
Dennis, Mike, (RB) Mississippi	43	1968-69
DiBernardo, Rick, (LB) Notre Dame	53	1987
Dickerson, Eric, (RB) SMU	29	1983-87
Dickson, Paul, (T) Baylor	71	1959
Diggs, Na'il, (LB) Ohio State	53	2010
Dils, Steve, (QB) Stanford	8	1984-87, 89
Dingle, Nate, (LB) Cincinnati	53	1997
Dishman, Chris, (G) Nebraska	66	2004
Dockery, Kevin, (CB) Mississippi State	35	2010
Doll, Don, (DB) USC	48	1954
Donald, Aaron, (DT) Pittsburgh	99	2014-15
Donnal, Andrew (T) Iowa	64	2015
Dorn, Torin, (CB) North Carolina	46	1995-96
Doss, Reggie, (DE) Hampton	71	1978-87
Dougherty, Bob, (LB) Kentucky	57	1957
Douglas, Dominic, (LB) Mississippi State	54	2009
Douzable, Leger, (DT) Central Florida	69	2009
Dowd, Gerald, (C) St. Mary's (CA)	9	1939
Draft, Chris, (LB) Stanford	52	2007-08
Drake, Bill, (DB) Oregon	37	1973-74
Drake, John (Zero), (RB) Purdue	2/14	1937-41
Drayton, Troy, (TE) Penn State	84	1993-96
Dryer, Fred, (DE) San Diego State	89	1972-81
Duckworth, Bobby, (WR) Arkansas	82	1985-86
Dukes, Chad, (RB) Pittsburgh	34	2000
Dukes, Clifford, (DE) Michigan State	96	2005
Dumas, Troy, (LB) Nebraska	54	1997
Dunbar, Jo-Lonn, (LB) Boston College	58	2012-14
Duncan, Jamie, (LB) Vanderbilt	59	2002-03
Dunstan, Bill, (DT) Utah State	66	1979
Dunstan, Elwyn (Moose), (T) Portland	20	1939-41
Dupree, Marcus, (RB) Southern Mississippi	22	1990-91
Dwyer, Jack, (DB) Loyola (CA)	29	1952-54
Dye, Ernest, (G) South Carolina	65	1997
Dyer, Henry, (RB) Grambling	35	1966-68

E

Eason, Roger, (G/T) Oklahoma	43	1945-48
Eatman, Irv, (T) UCLA	75	1993
Eby, Andy, (C) Kansas State	50	2002-03
Edwards, Antuan, (S) Clemson	42	2004
Edwards, Dennis, (DE) USC	95	1987
Edwards, Herman, (CB) San Diego State	46	1986
Edwards, Ronald, (G) North Carolina A&T	67	1994
Edwards, Troy, (WR) Louisiana Tech	88	2002
Ekern, Carl, (LB) San Jose State	55	1976-88
Ellard, Henry, (WR) Fresno State	80	1983-93
Ellena, Jack, (NG) UCLA	60	1955-56
Ellersick, Don, (DB) Washington State	44	1960
Ellis, Ken, (CB) Southern (LA)	28	1979
Ellison, Willie, (RB) Texas Southern	33	1967-72
Elmendorf, Dave, (DB) Texas A&M	42	1971-79
Elston, Arthur, (LB) South Carolina	55	1942
Embree, Jon, (TE) Colorado	87	1987-88

NAME. (POSITION) COLLEGE	#	RAM YEARS
Emerick, Robert, (G/T) Miami (OH)	23	1937
English, Keith, (P) Colorado	8	1990
Evans, Donald, (FB) Winston-Salem State	34	1987
Everett, Jim, (QB) Purdue	11	1986-93
Everitt, Steve, (C) Michigan	60	2000
Evey, Dick, (DT) Tennessee	82	1970
Ezerins, Vilnis, (RB) Whitewater State	37	1968

F

Fair, Terry, (CB) Tennessee	30	2005
Fairley, Nick, (DT) Auburn	98	2015
Faison, Derrick, (WR) Howard	89	1990
Fanning, Mike, (DT) Notre Dame	79	1975-82
Fanning, Stan, (DE) Idaho	79	1963
Farmer, George, (WR) Southern (LA)	84	1982-84
Farmer, Kirk, (QB) Missouri	12	2003
Farmer, Tom, (RB) Iowa	46	1946
Farr Jr., Mel, (RB) UCLA	34	1989
Farr, D'Marco, (DT) Washington	75	1994-2000
Faryniarz, Brett, (LB) San Diego State	51	1988-91
Faulk, Marshall, (RB) San Diego State	28	1999-2006
Faulk, Trev, (LB) LSU	57	2003-05
Faulkner, Chris, (TE) Florida	88	1984
Fawcett, Jake, (T) SMU	57/42	1942, 44, 46
Fears, Tom, (E) UCLA	55/80	1948-56
Feeley, A.J., (QB) Oregon	4	2010-11
Fells, Daniel, (TE) California-Davis	46	2008-10
Ferragamo, Vince, (QB) Nebraska	15	1977-80, 82-84
Ferris, Neil, (DB) Loyola (CA)	80	1953
Fichtel, Brad, (G) Eastern Illinois	68	1994
Fields, Mark, (LB) Washington State	55	2001
Figaro, Cedric, (LB) Notre Dame	53	1995-96
Finch, Karl, (E) Cal Poly-Pomona	88	1962
Finlay, Jack, (G) UCLA	68	1947-51
Finnegan, Cortland, (CB) Samford	31	2012-13
Fisher, Bryce, (DE) Air Force Academy	94	2002-04
Fisher, Tony, (RB) Notre Dame	30	2006
Fisher, Travis, (CB) Central Florida	22	2002-06
Fisk, Jason, (DT) Stanford	96	2006
Fitzpatrick, Ryan, (QB) Harvard	12/11	2005-06
Flannery, John, (C) Syracuse	63	1998-99
Fletcher, Bradley, (CB) Iowa	32	2009-12
Fletcher, London, (LB) John Carroll	59	1998-2001
Foles, Nick, (QB) Arizona	5	2015
Folkerts, Brian, (OL) Washburn	67	2015
Foster, Brooks, (WR) North Carolina	83	2009
Foster, Renardo, (T) Louisville	70	2010
Flowers, Erik, (DE) Arizona State	96	2003-04
Floyd, Malcolm, (WR) Fresno State	82	1997
Fournet, Sid, (DT) LSU	68	1955-56
Fox, Tim, (S) Ohio State	48	1985-86
Fraleigh, Hank, (C) Robert Morris	65	2010
France, Doug, (T) Ohio State	77	1975-81
Francis, Jon, (RB) Boise State	35	1987
Frankhauser, Tom, (DB) Purdue	81	1959
Frerotte, Gus, (QB) Tulsa	12	2006-07
Friend, Benjamin, (T) LSU	35	1939
Fry, Bob, (T) Kentucky	75	1953-59
Fry, Dustin, (C) Clemson	62	2007
Fuller, Frank, (DT) Kentucky	71	1953-58
Fuller, Steve, (QB) Clemson	4	1983
Fulton, Ed, (G) Maryland	68	1978
Furrer, Will, (QB) Virginia Tech	9	1997
Furrey, Mike, (WR/S) Northern Iowa	82/25	2003-05

G

Gabriel, Roman, (QB) North Carolina State	18	1962-72
Gado, Samkon, (RB) Liberty	38	2008-09
Gaines, E.J., (CB) Missouri	33	2014
Gallovich, Anthony, (B) Wake Forest	1	1941
Ganaway, Terrance, (RB) Baylor	42	2012
Gandy, Wayne, (T) Auburn	70	1994-98
Garcia, Frank, (C) Washington	65	2001-02
Garrett, Kevin, (CB) SMU	21	2003-04
Gary, Cleveland, (RB) Miami (FL)	43	1989-93
Gary, Willie, (S) Kentucky	30	2001
Gaskins, Percell, (LB) Kansas State	54	1996
Geddes, Ken, (LB) Nebraska	36	1971-75
Gehrke, Clarence (Fred), (RB) Utah	18	1940, 45-49
George, Bill, (LB) Wake Forest	61	1966

ALL-TIME ROSTER



NAME. (POSITION) COLLEGE	#	RAM YEARS
Gerak, John, (G) Penn State	66	1997
Gerdine, Tom, (WR) Northeast Missouri State	87	1976
Germaine, Joe, (QB) Ohio State	9	1999-2000
Giannoni, John, (E) St. Mary's (CA)	19	1938
Gibson, Brandon, (WR) Washington State	11	2009-12
Gibson, Gary, (DT) Rutgers	71	2009-11
Gibson, Tom, (DE) Northern Arizona	75	1991
Gibson, William (Joe), (E) Tulsa	63	1942, 44
Giff, Wayne, (QB) Purdue	3	1937
Gilbert, Lewis, (TE) Florida	89	1981
Gilbert, Sean, (DT) Pittsburgh	90	1992-95
Gill, Owen, (RB) Iowa	30	1987
Gillette, James, (RB) Virginia	9/24	1940, 44-45
Gilyard, Mardy, (WR) Cincinnati	81	2010
Giordano, Matt, (S) Cal	27	2013
Givens, Chris, (WR) Wake Forest	13	2012-15
Glover, La'Roi, (DT) San Diego State	97	2006-08
Goddard, Edwin, (RB) Washington State	7/28	1937-38
Godfrey, Herbert, (E) Washington State	46	1942
Goeas, Leo, (G) Hawaii	79	1993-96
Goebel, Hank, (T) Cal State-Fullerton	63	1987
Goldberg, Adam, (G/T) Wyoming	72/73	2006-11
Goodnight, Owen, (RB) Hardin-Simmons	16	1941
Goodspeed, Joey, (RB) Notre Dame	44	2003-04
Goolsby, James, (C) Mississippi State	24	1940
Goolsby, Mike, (LB) Notre Dame	51	2005
Gordon, Dick, (WR) Michigan State	5	1972-73
Gordon, Lamar, (RB) North Dakota State	34	2002-03
Gordy, Josh, (CB) Central Michigan	38	2011
Gorin, Brandon, (T) Purdue	77	2007-08
Gorrer, Danny, (CB) Texas A&M	25	2009
Gossett, Bruce, (K) Richmond	30	1964-64
Grant, Larry, (LB) Ohio State	59	2008-10
Grant, Otis, (WR) Michigan State	82	1983-84
Grasmanis, Paul, (DT) Notre Dame	95	1999
Gravelle, Gordon, (T) BYU	73	1979
Gray, Jerry, (CB) Texas	25	1985-91
Greco, John, (G) Toledo	79	2008-10
Green, Brandon, (DE) Rice	93	2005-06
Green, Gary, (CB) Baylor	27	1984-85
Green, Gaston, (RB) UCLA	44	1988-90
Green, Harold, (RB) South Carolina	30	1996
Green, Trent, (QB) Indiana	10/12	2000, 2008
Greene, Kevin, (LB) Auburn	91	1985-92
Greenwood, Donald, (RB) Illinois	66	1945
Gregory, Jack, (G) Tennessee-Chattanooga	23	1941
Gremminger, Hank, (DB) Baylor	46	1966
Grier, Roosevelt, (DT) Penn State	76	1963-66
Griffin, Bob, (C) Arkansas	58	1953-57
Griffin, Courtney, (CB) Fresno State	42	1992-93
Griffin, John, (DB) Memphis State	45	1963
Griffith, Howard, (RB) Illinois	30	1993-94
Groce, DeJuan, (CB) Nebraska	24	2003-05
Gruddauria, Mike, (C) Central Florida	60	1996-99
Gudauskas, Peter, (G) Murray State	3	1940
Guillory, Anthony, (LB) Lamar Tech	88	1965, 67-68
Guman, Mike, (RB) Penn State	44	1980-88
Gurley, Todd, (RB) Georgia	30	2015
Gutknecht, Albert, (G) Niagara	25	1944
Guzik, John, (LB) Pittsburgh	60	1959-60

H

Haayer, Adam, (T) Minnesota	64	2006
Haden, Pat, (QB) USC	11	1976-81
Hadl, John, (QB) Kansas	21	1973-74
Hagans, Marques, (WR)	15	2007
Hager, Britt, (LB) Texas	57	1997
Hager, Bryce, (LB) Baylor	54	2015
Haggan, Mario, (LB) Mississippi State	51	2012
Hakim, Az-Zahir, (WR) San Diego State	81	1998-2001
Hall, Alvin, (DB) no college	46	1961-63
Hall, Dante, (WR) Texas A&M	82	2007-08
Hall, Darryl, (CB) San Diego State	27	1987
Hall, James, (DE) Michigan	96	2007-11
Hall, Jeff, (K) Tennessee	5	2000
Hall, Parker, (RB) Mississippi	32	1939-42
Halleck, Paul, (E) Ohio	16	1937
Halliday, Jack, (DT) SMU	36	1951
Halverson, Dean, (LB) Washington	56	1968, 72
Haman, John, (C) Northwestern	15	1940-41
Hamilton, Raymond, (E) Arkansas	27/44	1938, 44-47
Hanneman, Charles, (E) Eastern Michigan	31	1941
Harding, Roger, (C) California	15	1945-45
Hardy, Jim, (QB) USC	21	1946-48

NAME. (POSITION) COLLEGE	#	RAM YEARS
Hargain, Tony, (WR) Oregon	47	1993
Hargrove, Anthony, (DE) Georgia Tech	95	2004-06
Harkey, Cory, (TE) UCLA	46	2012-15
Harmon, Tom, (RB) Michigan	98	1946-47
Harrah, Dennis, (G) Miami (FL)	60	1975-87
Harris, Al, (CB) Texas A&M (Kingsville)	31	2011
Harris, Arlen, (RB) Virginia	33	2003-05
Harris, Derrick, (RB) Miami (FL)	34/33	1996-99
Harris, Eric, (DB) Memphis State	26	1983-85
Harris, James, (DE) Temple	99	1996
Harris, James, (QB) Grambling	12	1973-76
Harris, Jim, (DB) Oklahoma	44	1958
Harris, Joe, (LB) Georgia Tech	51	1979-81
Harris, Kay-Jay, (RB) West Virginia	33	2006
Harris, Marv, (LB) Stanford	60	1964
Harrison, Dennis, (DE) Vanderbilt	68	1985
Harry, Emile, (WR) Stanford	22	1992
Hart, Clinton, (S) Central Florida CC	42	2009
Hatcher, Dale, (P) Clemson	3	1985-89, 91
Hauser, Art, (DT) Xavier (OH)	65	1954-57
Havenstein, Rob, (T) Wisconsin	79	2015
Hawkins, Bill, (DT) Miami (FL)	70	1989-92
Hawthorne, Michael, (S) Purdue	27	2005
Hayes, Eric, (DT) Florida State	93	1992
Hayes, Larry, (C) Vanderbilt	31	1962-63
Hayes, William, (DE) Winston-Salem State	95	2012-15
Haymond, Alvin, (DB) Southern (LA)	23	1969-71
Haynes, Hall, (DB) Santa Clara	22	1954-56
Heard, Kellen, (DT) Memphis	96	2012
Heckard, Steve, (E) Davidson	20	1965-66
Hecker, Bob, (DB) Baldwin-Wallace	48	1952
Hecker, Norb, (DB) Baldwin-Wallace	88	1951-53
Hector, Willie, (T) Pacific	62	1961
Hedgecock, Madison, (FB) North Carolina	44	2005-07
Heineman, Ken, (B) Texas Mines	7	1940
Hekker, Johnny, (P) Oregon State	6	2012-15
Helton, Barry, (P) Colorado	9	1991
Henderson, Wymon, (CB) UNLV	24	1993-94
Henley, Darryl, (CB) UCLA	20	1989-94
Henley, June, (RB) Kansas	26	1998
Henry, Bernard, (WR) Arizona State	82	1987
Henry, Mike, (LB) USC	53	1962-64
Henry, Urban, (DT) Georgia Tech	67	1961
Herring, Kim, (S) Penn State	20	2001-03
Herring, Will, (LB) Auburn	54	2014
Herrmann, Mark, (QB), Purdue	9	1988-89
Hershey, Kirk, (E) Cornell	22	1941
Hesse, Jon, (LB) Nebraska	53	1998
Hester, Jessie, (WR) Florida State	86	1994-95
Hetherington, Chris, (RB) Yale	44	2002
Heyward, Craig (Ironhead), (RB) Pittsburgh	34	1997
Hickey, Howard (Red), (E) Arkansas	53	1941, 45-48
Hicks, Clifford, (CB) Oregon	28/23	1987-90
Hicks, Victor, (TE) Oklahoma	81	1980
Hightower, John (Ben), (E) Sam Houston	53	1942
Hill, David, (TE) Texas A&I	81	1983-87
Hill, Drew, (WR) Georgia Tech	87	1979-84
Hill, Eddie, (RB) Memphis State	24	1979-80
Hill, Eric, (LB) LSU	54	1998
Hill, Greg, (RB) Texas A&M	27	1998
Hill, Kent, (G) Georgia Tech	72	1979-86
Hill, Shaun, (QB) Maryland	14	2014
Hill, Tye, (CB) Clemson	26	2006-08
Hill, Winston, (T) Texas Southern	73	1977
Hirsch, Elroy (Crazylegs), (E/RB) Wisconsin	40	1949-57
Hitt, Joel, (E) Mississippi College	7	1939
Hobgood-Chittick, Nate, (DT) North Carolina	95	1999-2000
Hock, John, (G) Santa Clara	63	1953-57
Hocker, Zach, (K) Arkansas	2	2015
Hodges, Reggie, (P) Ball State	4	2005
Hodgins, James, (FB) San Jose State	42	1999-2002
Hoerner, Dick, (RB) Iowa	31	1947-51
Hoffman, Bob, (RB) USC	16	1946-48
Holcombe, Robert, (RB) Illinois	25	1998-2001
Holladay, Bob, (RB) Tulsa	46	1956
Holliday, Marcus, (RB) Memphis	31	1996
Holohan, Pete, (TE) Notre Dame	81	1988-90
Holovak, Mike, (RB) Boston College	45	1946
Holt, Torry, (WR) North Carolina State	88/81	1999-2008
Holtzman, Glenn, (T) North Texas State	79	1955-58
Homco, Thomas, (LB) Northwestern	57	1993-96
Hood, Rod, (CB) Auburn	26	2011
Hoomanawanui, Michael, (TE) Illinois	86	2010-11
Hope, Neil, (LB) USC	96	1987
Horan, Mike, (P) Long Beach State	2	1997, 99
Hord, Roy, (G) Duke	64	1960-62

ALL-TIME ROSTER



NAME (POSITION) COLLEGE	#	RAM YEARS
Horne, Tony, (WR) Clemson	82	1998-2000
Horton, Greg, (G) Colorado	63	1976-78, 80
Horvath, Les, (RB) Ohio State	12	1947-48
House, Kevin, (WR) Southern Illinois	83	1986-87
Houser, John, (C/G) Redlands	63	1957-59
Howard, Brian, (DT) Idaho	98	2004-05
Howard, Dana, (LB) Illinois	50	1995
Howard, Gene, (DB) Langston	21	1971-72
Hubbell, Frank, (DE/TE) Tennessee	46	1947-49
Huerta, Carlos, (K) Miami (FL)	6	1996
Huffman, Dick, (T) Tennessee	20	1947-50
Huggins, Roy, (FB) Vanderbilt	53	1944
Hughes, Ed, (DB) Tulsa	49	1954-55
Hughes, Kevin, (G) SE Louisiana	34	2011
Hull, Josh, (LB) Penn State	56	2010-12
Humphrey, Bobby, (CB) New Mexico State	48	1990
Humphrey, Buddy, (QB) Baylor	10	1959-60
Hunter, Art, (C) Notre Dame	56	1960-64
Hunter, Tony, (TE) Notre Dame	87	1985-85
Hunter, Wayne, (T) Hawaii	72	2012
Hupke, Thomas, (G) Alabama	1/22	1938-39
Hyder, Gaylon, (DT) TCU	94	1999-2000

I

Iglehart, Floyd, (DB) Wiley	49	1958
Iman, Ken, (C) Southeast Missouri State	50	1965-74
Incognito, Richie, (C/G) Nebraska	68	2005-09
Irvin, LeRoy, (CB) Kansas	47	1980-89
Irwin, Heath, (G) Colorado	63	2002
Israel, Steve, (CB) Pittsburgh	31	1992-94
Isselhardt, Ralph, (G) Franklin (IN)	15	1937
Ivy, Corey, (CB) Oklahoma	35	2005
Iwuoma, Chidi, (CB) California	20	2006

J

Jackson, Alfred, (CB) San Diego State	31	1989-90
Jackson, Brian, (CB) Oklahoma	22	2011
Jackson, Harold, (WR) Jackson State	29	1968, 73-77
Jackson, Kirby, (CB) Mississippi State	36	1987
Jackson, Monte, (CB) San Diego State	28	1975-77
Jackson, Rusty, (P) LSU	9	1976
Jackson, Steven, (RB) Oregon State	39	2004-12
Jackson, Tyoka, (DT) Penn State	97	2001-05
Jacobs, Jack, (QB) Oklahoma	43	1942, 45
Jacoby, Mitch, (TE) Northern Illinois	46/89	1997-98
James, Jesse, (C) Mississippi State	69	1995-96
Janerette, Charlie, (G) Penn State	67	1960
Janiak, Len, (FB) Ohio	38	1940-42
Jaworski, Ron, (QB) Youngstown State	16	1974-76
Jenkins (Cox), Robert, (T) UCLA	72	1987-93
Jenkins, Carlos, (LB) Michigan State	51	1995-96
Jenkins, Jr., Billy, (S) Howard	22	1997-99
Jenkins, Janoris, (CB) Northern Alabama	21	2012-15
Jerue, Mark, (LB) Washington	59	1983-89
Jessie, Ron, (WR) Kansas	81	1975-79
Jeter, Gary, (DE) USC	77	1983-88
Jobko, Bill, (LB) Ohio State	57	1958-62
Jodat, Jim, (RB) Carthage	43	1977-79
Johns, Freeman, (WR) SMU	88	1976-77
Johnson, Bill, (DT) Michigan State	79	1997
Johnson, Chris, (CB) Louisville	37	2005
Johnson, Clyde, (T) Kentucky	8	1946-47
Johnson, Damone, (TE) Cal Poly-SLO	86	1986-92
Johnson, Darcy, (TE) Central Florida	87	2010
Johnson, Donald, (C) Northwestern		1942
Johnson, Holbert, (CB) New Mexico State	46	1987
Johnson, Johnnie, (S) Texas	20	1980-89
Johnson, Marquis, (S) Alabama	25	2010-11
Johnson, Marvin, (DB) San Jose State	27	1951-52
Johnson, Mitch, (T) UCLA	70	1969-70
Johnson, Ray, (HB) Denver	12	1937-38
Johnson, Samuel, (WR) Prairie View A&M	89	1987
Johnson, Todd, (S) Florida	25	2007-08
Johnson, Trevor, (DE) Nebraska	93	2007
Johnson, Trumaine, (CB) Montana	22	2012-15
Jones, A.J., (RB) Texas	24	1982-85
Jones, Barrett, (C/G) Alabama	67	2013-14
Jones, Bert, (QB) LSU	17	1982
Jones, Clarence, (T) Maryland	72	1994-95
Jones, Cody, (DT) San Jose State	76	1974-78, 80-82
Jones, David (Deacon), (DE) South Carolina State	75	1961-71
Jones, Donnie, (P) LSU	5	2007-11

NAME (POSITION) COLLEGE	#	RAM YEARS
Jones, Ernie, (WR) Indiana	86	1993
Jones, Gordon, (WR) Pittsburgh	25	1983-84
Jones, Harvey, (RB) Baylor	12	1944-45
Jones, Jimmie, (DT) Miami (FL)	98	1994-96
Jones, Jimmy, (RB) Washington	37	1958
Jones, Mike A., (LB) Missouri	52	1997-2000
Jones, Mike D., (DE) North Carolina State	90	1998
Jones, Nate, (WR) Texas	18	2009
Jones, Robert, (LB) East Carolina	55	1996-97
Jones, Rod, (T) Kansas	60	2001
Jones, Willie, (T) Grambling	70	1999
Jordan, Jeff, (RB) Washington	31	1970
Joseph, Davin, (T) Oklahoma	69	2014
Josephson, Les, (RB) Augustana	34	1964-67, 69-74
Joyner, Lamarcus, (DB) Florida State	20	2014-15
Jue, Bhawoh, (S) Penn State	33	2007
Justin, Paul, (QB) Arizona State	16	1999-2001
Justin, Sid, (CB) Long Beach State	31/29	1979

K

Kabealo, Michael, (RB) Ohio State	16	1944
Kacyvensky, Isaiah, (LB) Harvard	58	2006
Kalafat, Jim, (LB) Montana State	92	1987
Kalmanir, Tom (Cricket), (RB) Nevada	24	1949-51
Kamana, John, (RB) USC	46	1984
Karney, Mike, (FB) Arizona State	44	2009-2010
Karras, Ted, (G) Indiana	71	1966
Karrilvacz, Carl, (DB) Syracuse	31	1959-60
Kars, John, (QB) Duquesne	35	1944
Kay, Rick, (LB) Colorado	52	1975-77
Kazadi, Muadianvita, (LB) Tulsa	59	1997
Keane, Tom, (DB) West Virginia	10	1948-51
Keeble, Joe, (RB) UCLA	9	1937
Keenum, Case, (QB) Houston	17	2014-15
Kehl, Bryan, (LB) BYU	50	2010-11
Kelly, Joe, (LB) Washington	52	1994
Kelm, Larry, (LB) Texas A&M	52	1987-92
Kelsay, Chad, (LB) Nebraska	58	2000
Kemp, Jeff, (QB) Dartmouth	9	1981-85
Kendricks, Lance, (TE) Wisconsin	88	2011-15
Kenerson, John, (T) Kentucky State	72	1960
Kennedy, Jimmy, (DT) Penn State	73	2003-06
Kennison, Eddie, (WR) LSU	88	1996-98, 2008
Kent, Jordan, (WR) Oregon	87	2009
Kersten, Wally, (T) Minnesota	79	1982
Kilgore, Jon, (P) Auburn	13	1965-67
Kimbrough, Elbert, (DB) Northwestern	83	1961
Kinchen, Todd, (WR) LSU	81	1992-95
Kinek, Michael, (E) Michigan State	9	1940
King, Andy, (T) Illinois State	68	2002-03
King, Justin, (CB) Penn State	32	2008-11
Kirk, Ken, (C) Mississippi	51	1963
Kirksey, Jon, (G/DT) Sacramento State	65	1995-96
Klein, Bob, (TE) USC	80	1969-76
Klopfenstein, Joe, (TE) Colorado	82/88	2006-08
Klosterman, Don, (QB) Loyola (CA)	10	1952
Klostermann, Bruce, (LB) North Dakota State	97	1990
Knight, Marion, (DE) UNLV	79	1987
Koch, George, (RB) St. Mary's (TX)	19	1945
Konetsky, Floyd, (E) Florida	38	1944-45
Kostiuk, Michael, (T) Detroit Tech H.S.	28	1941
Kovatch, John, (E) Northwestern	16	1938
Kowalski, Gary, (T) Boston College	76	1983
Krause, William, (G) Baldwin-Wallace	37	1938
Krieder, Dan, (FB) New Hampshire	36	2008
Ksionyak, John, (QB) St. Bonaventure	26	1947
Kush, Eric, (C) California (Pa.)	60	2015
Kyle, Jason, (LB) Arizona State	58	2000

L

LaChapelle, Sean, (WR) UCLA	88	1993
LaHood, Mike, (G) Wyoming	64/68	1969, 71-72
Laing, Aaron, (TE) New Mexico State	45/86	1996-98
Lamson, Chuck, (DB) Wyoming	44	1965-67
Landeta, Sean, (P) Towson State	5	1993-96, 2003-04
Lane, Dick (Night Train), (DB) Scottsbluff J.C.	81	1952-53
Lang, David, (RB) Northern Arizona	38	1991-94
Lang, Israel, (RB) Tennessee State	39	1969
Lange, Bill, (G) Dayton	26/65	1951-52
Langford, Kendall, (DT) Hampton	98	2012-14
Lansford, Buck, (G) Texas	63	1958-60

ALL-TIME ROSTER



NAME (POSITION) COLLEGE	#	RAM YEARS
Lansford, Mike, (K) Washington	4/1	1982-90
Lapka, Myron, (DT) USC	67	1982-83
Larsen, Gary, (DT) Concordia	83	1964
Lassiter, Kwamie, (S) Kansas	42	2004
Latin, Jerry, (RB) Northern Illinois	36	1978
Laughlin, Jim, (LB) Ohio State	57	1985-86
Laurinaitis, James, (LB) Ohio State	55	2009-15
Lazetich, Milan, (G) Michigan	27	1945-50
Lazetich, William, (RB) Montana	24	1939, 42
Lear, Leslie, (G) Manitoba, Canada	41	1944-46
Leber, Ben, (LB) Kansas State	59	2011
Leckey, Nick, (G) Kansas State	60	2007-08
Lee, Amp, (RB) Florida State	31	1997-99
Lee, Bob, (QB) Pacific	19	1979-80
Leggett, Earl, (LB) LSU	72	1966
Lehr, Matt, (C) Virginia Tech	69	2004
Lenon, Paris, (LB) Richmond	53	2009
Leonard, Brian, (RB) Rutgers	23	2007-08
Leonard, Louis, (DT) Fresno State	71	2007
Lester, Tim, (RB) Eastern Kentucky	34	1992-94
Levitt, Chad, (RB) Cornell	34	1999
LeVoi, Mark, (T) Notre Dame	75	2007, 2011
Levy, Leonard (Butch), (T) Minnesota	76	1945-46
Lewis, Arthur, (G) Ohio	11	1938-39
Lewis, Chad, (TE) BYU	49	1989-99
Lewis, Damione, (DT) Miami (FL)	92	2001-05
Lewis, David, (LB) USC	51	1983
Lewis, Michael, (S) Colorado	22	2010
Lewis, Woodley, (DB/E) Oregon	30/20	1950-55
Liles, Elvin, (G) Oklahoma A&M	17	1945
Lilja, George, (C) Michigan	59	1982-83
Lilly, Sammy, (CB) Georgia Tech	27	1991-92
Lincoln, Jeremy, (CB) Tennessee	39	1996
Lipscomb, Gene, (DT) no college	78	1953-55
Little, Leonard, (LB/DE) Tennessee	57/91	1998-2009
Littlefield, Carl, (RB) Washington State	34	1938
Livingston, Cliff, (LB) UCLA	58	1963-65
Livingston, Ted, (T/G) Indiana	18/31	1937-40
Lloyd, Brandon, (WR) Illinois	83	2011
Locklin, Kerry, (TE) New Mexico State	83	1982
Lofton, James, (WR) Stanford	22	1993
Lohmiller, Chip, (K) Minnesota	8	1996
Lomack, Tony, (WR) Florida	82	1990
Loneker, Keith, (G) Kansas	64	1993-95
Long, Bob, (LB) UCLA	84	1960-61
Long, Bob, (WR) Wichita State	86	1970
Long, Chris, (DE) Virginia	72/91	2008-15
Long, Chuck, (QB) Iowa	16	1990
Long, Darren, (TE) Long Beach State	45	1986
Long, Jake, (T) Michigan	77	2013-14
Longacre, Matt, (DE) Northwest Missouri State	96	2015
Looker, Dane, (WR) Washington	89	2002-08
Lothridge, Billy, (P) Georgia Tech	10	1965
Love, Duval, (G) UCLA	67	1985-91
Love, John, (WR) North Texas State	49	1972
Loverne, David, (G) San Jose State	61	2003
LoVetere, John, (DT) Compton J.C.	76	1959-62
Loyd, Jeremy, (LB) Iowa State	56	2003-04, 05
Lucas, Justin, (S) Abilene Christian	41	2004
Lundy, Lamar, (DE/TE) Purdue	85	1957-69
Lyght, Todd, (CB) Notre Dame	41	1991-2000
Lyle, Keith, (S) Virginia	35	1994-2000
Lyman, Delbert, (T) UCLA	1/45	1941, 44
Lynch, Cameron, (LB) Syracuse	50	2015

M

Mack, Tom, (G) Michigan	65	1966-78
Maddox, Tommy, (QB) UCLA	8	1994
Magnani, Dante, (RB) St. Mary's (CA)	8/24	1940-42, 47-48
Maher, Francis, (B) Toledo	9	1941
Manning Jr., Ricky, (CB) UCLA	27	2008
Mannion, Sean, (QB) Oregon State	14	2015
Manumaleuna, Brandon, (TE) Arizona	86	2001-05
Marchlewski, Frank, (C) Minnesota	56	1965, 68-69
Marconi, Joe, (RB) West Virginia	34	1956-61
Markov, Victor, (T) Washington	12	1938
Marquez, Bradley, (WR) Texas Tech	15	2015
Marshall, Larry, (WR) Maryland	44	1978
Martin, Aaron, (DB) North Carolina College	42	1964-65
Martin, Chris, (LB) Auburn	53	1993-94
Martin, Jamie, (QB) Weber State	8/9/10/12/11	1993-96,
		2001-02, 04-05
Martin, John, (C) Navy	23	1947-49

NAME (POSITION) COLLEGE	#	RAM YEARS
Martin, Ruvell, (WR) Saginaw Valley State	82	2009
Maslowski, Matt, (WR) San Diego	48	1971
Mason, Tommy, (RB) Tulane	20	1967-70
Mason, Tre, (RB) Auburn	27	2014-15
Massey, Chris, (LS/FB) Marshall	45	2002-10
Matau, Chris, (G) BYU	51	1987
Matheson, Riley, (G/LB) Texas Mines	11/13	1939-42, 44-47
Matson, Ollie, (RB/E) USF	33	1959-62
Mattison, Bryan, (G) Iowa	67	2011
Mattos, Harry, (RB) St. Mary's (CA)	7	1937
Maumalanga, Chris, (DT) Kansas	98	1997
May, Francis (Jack), (C) Centenary	24	1938
Mayes, Carl, (RB) Texas	49	1952
McBride, Tod, (S) UCLA	27	2004
McBurrows, Gerald, (S) Kansas	23	1995-98
McCleon, Dexter, (CB) Clemson	24/21	1997-2002
McCollum, Andy, (C/G) Toledo	64/67	1999-2007
McCormick, Tom, (RB) Pacific	23	1953-55
McCutcheon, Lawrence, (RB) Colorado State	30	1972-79
McDonald, James, (TE) USC	83	1983-85, 87
McDonald, Mike, (LB) USC	63	1983-84, 86-91
McDonald, Shaun, (WR) Arizona State	84	2003-06
McDonald, Tommy, (WR) Oklahoma	29	1965-66
McDonald, T.J., (S) USC	25	2013-15
McDonough, Paul, (E) Utah	19	1939-41
McFadden, Marshall, (LB) South Carolina State	51	2014
McFadin, Bud, (DT/T) Texas	62	1952-56
McGarigle, Tim, (LB) Northwestern	59	2007
McGarry, Barney, (G) Utah	30	1939-42
McGee, Brandon, (CB) Miami (Fla.)	32	2013-14
McGee, Buford, (RB) Mississippi	24	1987-91
McGee, Willie, (WR) Alcorn A&M	24	1974-75
McGlasson, Ed, (C) Youngstown State	54	1980
McGrorty, Dusty, (RB) Southern Oregon	36	2004
McIlhany, Dan, (DB) Texas A&M	17	1965
McIntosh, Rocky, (LB) Miami (Fla.)	50	2012
McJulien, Paul, (P) Jackson State	16	1993
McKee, Ryan, (T) Southern Mississippi	68	2009
McKeever, Marlin, (LB/TE) USC	86	1961-66, 71-72
McKinnely, Phil, (T) UCLA	73	1981
McKinney, Jeremy, (T) Iowa	68	1998
McLain, Kevin, (LB) Colorado State	50	1976-79
McLaughlin, Leon, (C) UCLA	50	1951-55
McLaughlin, Steve, (K) Arizona	3	1995
McLeod, Rodney, (S) Virginia	23	2012-15
McMichael, Randy, (TE) Georgia	84	2007-09
McMillan, Eddie, (CB) Florida State	41	1973-75
McNeal, Travis, (TE) Tennessee-Chattanooga	82	1992-93
McNeill, Mike, (TE) Nebraska	82	2012-13
McNeil, Ryan, (CB) Miami (FL)	47	1997-98
McQuaide, Jake, (LS) Ohio State	44	2011-15
McRaven, William, (RB) Murray State	22	1939
Meador, Ed, (DB) Arkansas Tech	21	1959-70
Meisner, Greg, (DE) Pittsburgh	60	1981-88
Mello, Jim, (RB) Notre Dame	65	1948
Mergenthal, Art, (G) Notre Dame	31	1945-46
Messner, Mark, (LB) Michigan	60	1989
Michaels, Lou, (DE) Kentucky	55	1958-60
Mickel, Jeff, (T) Eastern Washington	77	1990
Middleton, Ron, (DE) Auburn	87	1994
Mikell, Quintin, (S) Boise State	27	2011-12
Millinichik, Joe, (G) North Carolina State	71	1990-92
Millen, Hugh, (QB) Washington	12	1987
Miller, Brit, (FB) Illinois	49	2010-12
Miller, Charles, (G) Purdue	25	1937
Miller, Chris, (QB) Oregon	13/12	1994-95
Miller, Clark, (DE) Utah State	78	1970
Miller, Drew, (C) Florida	67	2011
Miller, Fred, (T) Baylor	73	1996-99
Miller, Keith, (LB) California	53	2000
Miller, Paul, (DE) LSU	81	1954-57
Miller, Nick, (WR) Southern Utah	17	2011
Miller, Ralph, (T) Rice	38/27	1937-38
Miller, Ron, (E) USC	89	1956
Miller, Ron, (QB) Wisconsin	9	1962
Miller, Shawn, (NT) Utah State	98	1984-89
Miller, Willie, (WR) Colorado State	82	1978-82
Milligan, Hanik, (S) Houston	37	2007
Milner, Billy, (T) Houston	77	1996
Minor, Travis, (RB) Florida State	22	2007-08
Misko, John, (P) Oregon State	6	1982-84
Mitchell, Lydell, (RB) Penn State	22	1980
Moan, Emmett (Kelly), (RB) West Virginia	6	1939
Mobley, Stacey, (WR) Jackson State	81	1987
Molden, Frank, (DT) Jackson State	78	1965

ALL-TIME ROSTER



NAME (POSITION) COLLEGE	#	RAM YEARS
Monaco, Raymond, (G) Holy Cross	16	1945
Montgomery, Tyrone, (RB) Mississippi	25	1995
Moore, Eric, (DE) Florida State	92	2006-08
Moore, Jeff, (WR) Tennessee	86	1980-81
Moore, Jerald, (RB) Oklahoma	44	1996-98
Moore, Malcolm, (TE) USC	84	1987
Moore, Tom, (RB) Vanderbilt	25	1966
Moran, Sean, (DE) Colorado State	77	2000-01
Morris, George, (RB) Baldwin-Wallace	4	1941-42
Morris, Jack, (DB) Oregon	40	1958-60
Morris, Larry, (LB) Georgia Tech	56/31	1955-57
Morrow, John, (C) Michigan	51	1956-59
Morton, Mike, (LB) North Carolina	58	1999
Moss, Brent, (RB) Wisconsin	31	1995
Mucha, Rudolph, (G) Washington	27	1941, 45
Mulligan, Matthew, (TE) Maine	82	2012
Munson, Bill, (QB) Utah State	19	1964-67
Murphy, Harvey (Ham), (E) Mississippi	28	1940
Murphy, Jerome, (CB), South Florida	23	2010
Murphy, Phil, (DT) South Carolina State	95	1980-81
Murphy, Yo, (WR) Idaho	83	2001-02
Murray, Joe, (G) USC	76	1987
Myers, Brad, (RB) Bucknell	28	1953-56
Myers, Jack, (RB/DB) UCLA	31	1952

N

Namath, Joe, (QB) Alabama	12	1977
Naumetz, Fred, (LB/C) Boston College	22	1946-50
Nead, Spencer, (TE/FB) BYU	47	2003
Neill, Ryan, (LS) Rutgers	92	2009
Nelson, Bill, (DT) Oregon State	67	1971-75
Nelson, Chuck, (K) Washington	13	1983
Nelson, Terry, (TE) Arkansas AM&N	83	1973-80
Nemeth, Stephen, (QB) Notre Dame	10	1945
Ness, Nate, (CB) Arizona	30	2011
Nettles, Jim, (DB) Wisconsin	19	1969-72
Newberry, Tom, (G) Wisconsin-LaCrosse	66	1986-94
Newman, Anthony, (S) Oregon	26	1988-94
Newsome, Vince, (S) Washington	22	1983-90
Newson, Tony, (LB) Utah State	51	2004
Nichols, Bob, (T) Stanford	77	1966-67
Niklos, J.R., (RB) Western Illinois	25	2002
Nix, John, (B) Mississippi State	6	1940
Nixon, David, (LB) Brigham Young	51	2010-11
Noa, Kaulana, (T) Hawaii	71	2000-01
Noble, Don, (TE) California	86	1987
Noll, Ben, (G/T) Pennsylvania	64	2005
Norwood, Jerious, (RB) Mississippi State	34	2011
Nsekhe, Ty, (T) Texas State	60	2012
Null, Keith, (QB) West Texas A&M	9	2009
Nütten, Tom, (C/G) Western Michigan	61	1998-2002, 04-05
Nuzum, Rick, (C) Kentucky	51	1977

O

O'Berry, Herman, (CB) Oregon	42	1996
O'Neal, Leslie, (DE) Oklahoma State	91	1996-97
O'Neill, William, (RB) Detroit		1937
O'Steen, Dwayne, (CB) San Jose State	33	1978-79
Odom, Ricky, (DB) USC	23	1979
Ojinnaka, Quinn, (G) Syracuse	69	2012
Olsen, Merlin, (DT) Utah State	74	1962-76
Olsen, Norman, (T) Alabama	65	1944
Olsen, Phil, (DT/DE) Utah State	72	1971-74
Olson, Glenn, (B) Iowa	25	1940
Ogbonnaya, Chris, (RB) Texas	22	2009
Ogletree, Alec, (LB) Georgia	52	2013-15
Onobun, Fendi, (TE) Arizona	48	2010
Osborne, Chuck, (DT) Arizona	97	1996
Ottis, Brad, (DE) Wayne State (NE)	95	1996
Owens, Mel, (LB) Michigan	58	1981-89
Owens, Richard, (FB) Louisville	49	2007

P

Pace, Orlando, (T) Ohio State	76	1997-2008
Pacheco, Chris, (NT) Fresno State	42	1987
Pagel, Mike, (QB) Arizona State	14	1991-93
Pahukoa, Jeff, (G) Washington	69	1991-93

NAME (POSITION) COLLEGE	#	RAM YEARS
Panfil, Ken, (T) Purdue	73	1956-58
Pankey, Irv, (T) Penn State	75	1980-90
Pardee, Jack, (LB) Texas A&M	32	1957-70
Parks, Cord, (WR/CB) Northeastern	23	2009
Parish, Don, (LB) Stanford	57	1971
Parker, Anthony, (CB) Arizona State	27	1995-96
Parquet, Jeremy, (T) Southern Mississippi	64	2006-07
Pasqua, Joe, (T) SMU	65	1942, 46
Pasquariello, Ralph, (RB) Villanova	36	1950
Pastorini, Dan, (QB) Santa Clara	10	1981
Patt, Maurice (Babe), (E) Carnegie Tech	2	1939-42
Patterson, Eric, (CB) Ball State	24	2-15
Pattison, Mark, (WR) Washington	83	1986
Paul, Don, (LB) UCLA	57	1948-55
Peacock, Elvis, (RB) Oklahoma	34	1979-80
Pead, Isaiah, (RB) Cincinnati	24	2012-15
Pelshak, Troy, (LB) North Carolina A&T	91	1999-2000
Penaranda, Jairo, (RB) UCLA	22	1981
Pergine, John, (LB) Notre Dame	52	1969-72
Perkins, Art, (RB) North Texas State	37	1962-63
Perrie, Michael, (B) St. Mary's (CA)	6	1939
Perry, Gerald, (T) Southern (LA)	64	1991-92
Perry, Rod, (CB) Colorado	49	1975-82
Person, Mike, (T) Montana State	73	2014
Petchel, John, (QB) Duquesne	50/17	1942, 44
Peterson, Jim, (LB) San Diego State	57	1974-75
Peterson, Nelson, (RB) West Virginia Wesleyan	11	1938
Petitbon, Richie, (DB) Tulane	17	1969-70
Petitti, Rob, (T) Pittsburgh	71	2007
Pettis, Austin, (WR) Boise State	18	2011-14
Phifer, Roman, (LB) UCLA	58	1991-98
Phillips, George, (LB) UCLA	16	1945
Phillips, Jim (Red), (E) Auburn	82	1958-64
Phillips, Joe, (DT) SMU	66	1998
Phillips, Lawrence, (RB) Nebraska	21	1996-97
Phillips, Rod, (RB) Jackson State	39	1975-78
Pickett, Ryan, (DT) Ohio State	79	2001-05
Piel, Mike, (DT) Illinois	95	1989-92
Pifferini, Bob, (LB) UCLA	54	1977
Pike, Chris, (DT) Tulsa	93	1991
Pillath, Roger, (T) Wisconsin	72	1965
Pincura, Stanley, (QB) Ohio State	1/15	1937-38
Pinkney, Lovell, (TE) Texas	83	1995
Pittman, Antonio, (RB) Ohio State	30	2007-08
Pitts, Elijah, (RB) Philander Smith	22	1970
Pitts, Hugh, (LB) TCU	56	1956
Pivec, Dave, (TE) Notre Dame	83	1966-68
Platukas, George, (E) Duquesne	70	1942
Pleasant, Mike, (CB) Oklahoma	43	1984
Plum, Milt, (QB) Penn State	16	1968
Plummer, Tony, (DB) Pacific	21	1974
Plunkett, Warren, (QB) Minnesota	58	1942
Pointer, Quinton, (CB) UNLV	33	2012-13
Polley, Tommy, (LB) Florida State	52	2001-04
Ponder, Willie, (WR) Southeast Missouri State	88	2006
Pope, Bucky, (WR) Catawba	80	1964, 66-67
Pope, Marquez, (S) Fresno State	22	1994
Poppinga, Brady, (LB) Brigham Young	51	2011
Porter, Quinn, (RB) Stillman	35	2011
Pottios, Myron, (LB) Notre Dame	66	1966-70
Powell, Tim, (DE) Northwestern	58	1965
Powers, Warren, (DE) Maryland	98	1992
Prather, Dale, (E) George Washington	30	1937-38
Preece, Steve, (S) Oregon State	20	1973-76
Price, Jim, (TE) Stanford	87	1991-92, 95
Price, Mitchell, (CB) Tulane	27	1993
Pritchard, Bosh, (RB) VMI	56	1942
Pritko, Stephen, (DE) Villanova	30	1944-47
Prochaska, Raymond, (E) Nebraska	8	1941
Proehl, Ricky, (WR) Wake Forest	87	1998-2002
Pudloski, Chester, (T) Villanova	40	1944-47
Purling, Dave, (DE) USC	67	1987
Purnell, Jim, (LB) Wisconsin	53	1969-72
Putnam, Duane, (G) Pacific	61	1952-59, 62

Q

Quarles, Bernard, (QB) Hawaii	9	1987
Quick, Brian, (WR) Appalachian State	83	2012-15
Quinlan, Volney (Skeet), (RB) San Diego State	21	1952-56
Quinn, Robert, (DE) North Carolina	94	2011-15

ALL-TIME ROSTER



R

NAME, (POSITION) COLLEGE	#	RAM YEARS
Ragazzo, Philip, (G) Case Western Reserve	36	1938-40
Ramsey, LaJuan, (DT) Southern California	99	2009
Rapp, Manual, (B) Saint Louis	67	1942
Ray, David, (K/WR) Alabama	27	1969-74
Raye Jr., Jimmy, (WR) San Diego State	18	1991
Ream, Charles, (T) Ohio State	39	1938
Redden, Barry, (RB) Richmond	30	1982-86
Reece, Geoff, (C) Washington State	54	1976
Reece, John, (CB) Nebraska	21	1995
Reed, J.R., (S) South Florida	32	2006
Reed, Doug, (DE) San Diego State	93	1984-90
Reese, Booker, (DE) Bethune-Cookman	66	1984-85
Reid, Joe, (LB) LSU	35	1951
Reilly, Mike, (LB) Oklahoma	57	1982
Reilly, Mike, (QB) Central Washington	13	2009
Reinhard, Bob, (T/DT) California	54	1950
Reisz, Albie, (QB) Southwestern Louisiana	26	1944-46
Rentzel, Lance, (WR) Oklahoma	13/19	1971-72, 74
Repko, Joe, (DT) Boston College	42	1948-49
Reynolds, Chase, (RB) Montana	34	2013-15
Reynolds, Garrett, (G/T) North Carolina	71	2015
Reynolds, Jack, (DT) Tennessee	54/64	1970-80
Reynolds, Joffrey, (RB) Houston	26	2003
Rhaney, Demetrius, (C) Tennessee State	65	2015
Rhyme, Jerry, (QB) Tulsa	17	1971
Rich, Herb, (DB) Vanderbilt	42	1951-53
Richardson, Barry, (T) Clemson	79	2012
Richardson, Daryl, (RB) Abilene Christian	26	2012-13
Richardson, Jerry, (DB) West Texas State	43	1964-65
Richardson, Reggie, (S) Utah	37	1987
Richter, Les, (LB) California	67/48	1954-62
Rickards, Paul, (QB) Pittsburgh	50	1948
Rieth, William, (C/G) Carnegie Tech	6/32	1941-42, 44-45
Riffle, Charles, (G) Notre Dame	31	1944
Rivers, Gerald, (DE) Ole Miss	99	2013
Roach, David, (S) TCU	42	2008-09
Robbins, Fred, (DT) Wake Forest	98	2010-11
Robbins, Kevin, (T) Michigan State	72	1993
Roberson, Marcus, (CB) Florida	47	2014-15
Robertson, Isaiah, (LB) Southern (LA)	58	1971-78
Robinson, Bryan, (DE) Fresno State	92	1997
Robinson, Gerald, (DE) Auburn	97	1991-94
Robinson, Greg, (RB) Northeast Louisiana	28	1995-96
Robinson, Greg, (T) Auburn	79	2014-15
Robinson, Jack, (T/G) Northeast Missouri State	19	1938
Robinson, Jeff, (LS/DE/TE) Idaho	94/45/87	1997-2001, 05
Robinson, Laurent, (WR) Illinois State	19	2009-10
Robustelli, Andy, (DE) Arnold	84	1951-55
Rocker, David, (DT) Auburn	92	1991-94
Rockwell, Henry, (G/C) Arizona State	17	1940-42
Rodak, Michael, (RB/E) Case Western Reserve	23	1939-40
Rogers, Mel, (LB) Florida A&M	57	1976
Rolling, Henry, (LB) Nevada Reno	59	1993-94
Romberg, Brett, (C) Miami (FL)	65	2006-08
Rose, Joe, (TE) California	87	1987
Rosequist, Ted, (T) Ohio State	17	1937
Ross, Jermaine, (WR) Purdue	82	1994-97
Rowe, Joe, (CB) Virginia	42	1997
Rubley, T.J., (QB) Tulsa	12	1992-93
Rucker, Conrad, (G/T) Southern (LA)	63	1980
Russell, Doug, (RB) Kansas State	4	1939
Russell, Leonard, (RB) Arizona State	42	1995
Ruthstrom, Ralph, (RB) SMU	20	1945-46
Rutledge, Craig, (S) UCLA	48	1987
Rutledge, Jeff, (QB) Alabama	8	1979-81
Ryan, Clifton, (DT) Michigan State	95	2007-10
Ryan, Frank, (QB) Rice	15	1958-61
Ryczek, Dan, (C) Virginia	54	1978-79
Rypien, Mark, (QB) Washington State	11	1995, 97

S

Saffold, Rodger, (T/G) Indiana	76	2010-15
Saipaia, Blaine, (T/G/TE) Colorado State	60/49	2004-05
Salas, Greg, (WR) Hawaii	87	2011
Sanders, Glenell, (LB) Louisiana Tech	55	1991
Saul, Rich, (C/TE) Michigan State	61/87	1970-81
Savatsky, Oliver, (E) Miami (OH)		1937
Scales, Dwight, (WR) Grambling	87	1976-78
Scarry, Michael (Mo), (C) Waynesburg	39	1944-45
Schad, Mike, (G/T) Queens, Canada	76	1987-88
Schenker, Nathan, (T) Howard (Samford)	38	1939

NAME, (POSITION) COLLEGE	#	RAM YEARS
Schouman, Derek, (TE) Boise State	88	2010
Schuening, Roy, (G) Oregon State	67	2008
Schuh, Harry, (T) Memphis State	76/79	1971-73
Schultz, Eberle, (T) Oregon State	40	1945-47
Schumacher, Gregg, (DE) Illinois	81	1967-68
Schupbach, Orrin (Tex), (T) West Texas State		1942
Scibelli, Joe, (G) Notre Dame	71	1961-76
Scott, Chuck, (WR) Vanderbilt	84	1986
Scott, Darell, (DT) Clemson	97	2010
Scott, Travis, (G) Arizona State	64	2002
Scribner, Rob, (RB) UCLA	33	1973-76
Scurlock, Mike, (CB) Arizona	22	1995-98
Seabright, Charles, (QB) West Virginia	25	1941
Seale, Sam, (CB) Western State (CO)	22	1993
Sears, Corey, (DE) Mississippi State	95	1998
Sebastian, Mike, (B) Pittsburgh	4	1937
Sehorn, Jason, (S) USC	42	2003
Selawski, Gene, (T) Purdue	70	1959
Sellers, Donald, (WR/QB) New Mexico	16	1997-97
Selvie, George, (DE) South Florida	67	2010
Septien, Rafael, (K) Southwest Louisiana	1	1977
Setterstrom, Mark, (G) Minnesota	66	2006-09
Severson, Jeff, (DB) Long Beach State	45	1979
Sewell, Harley, (G) Texas	66	1963
Shanle, Scott, (LB) Nebraska	54	2003
Shannon, Carver, (DB/RB) Southern Illinois	47	1962-64
Shaw, Bob, (E) Ohio State	60	1945-46, 49
Shaw, Glenn, (RB) Kentucky	34	1962
Shaw, Nate, (DB) USC	44	1969-70
Shaw, Robert, (E) Ohio State	32	1945-46, 49
Shearin, Joe, (G) Texas	64	1983-84
Shepherd, Jacoby, (CB) Oklahoma State	22	2000-01
Sheppard, Ashley, (LB) Clemson	59	1995
Sherman, Rod, (WR) USC	86	1973
Sherman, Will, (DB) St. Mary's (CA)	43	1954-60
Shirey, Frederick, (T) Nebraska	36	1940-41
Shiver, Ray, (DB) Miami (FL)	22	1956
Shivers, Jason, (S) Arizona State	30	2004
Shofner, Del, (E) Baylor	29	1957-60
Sievers, Eric, (TE) Maryland	82	1988
Sikich, Rudolph, (T) Minnesota	48	1945
Simensen, Don, (T) St. Thomas (MN)	65/76	1951-52
Simington, Milton, (T) Arkansas	33	1941
Simmons, Jeff, (WR) USC	89	1983
Simpson, Bill, (DB) Michigan State	48	1974-78
Sims, Eugene, (DE) West Texas A&M	97	2010-15
Sims, George, (DB) Baylor	17	1949-50
Sims-Walker, Mike, (WR) UCF	10	2011
Sinnott, Greg, (T) Utah State	64	1987
Skoronski, Edmund, (C) Purdue		1937
Skow, Jim, (DE) Nebraska	68	1992
Slater, Jackie, (T) Jackson State	78	1976-95
Slaton, Tony, (C) USC	61	1984-89
Slovak, Martin, (RB) Toledo	5	1939-41
Small, Torrance, (WR) Alcorn State	83	1997
Smilanich, Bronko, (B) Arizona	21	1939
Smith, Anthony, (S), Syracuse	26	2009
Smith, Billy Ray, (DE) Arkansas	80	1957
Smith, Bobby, (DB) UCLA	23	1962-65
Smith, Brian, (LB) Auburn	96	1989-90
Smith, Bruce, (RB) Minnesota	56	1948
Smith, Chris, (CB) Northern Illinois	36	2011
Smith, Doug, (C) Bowling Green	62	1978-91
Smith, Fernando, (DE) Jackson State	95	2000
Smith, Gaylon, (RB) Southwestern (TN)	10	1939-42
Smith, Jason, (T) Baylor	77	2009-11
Smith, Justin, (LB) Indiana	53	2003
Smith, Larry, (RB) Florida	38	1969-73
Smith, Lucious, (CB) Cal State-Fullerton	23	1980-82
Smith, Paul, (RB) UTEP	31	2006
Smith, Phil, (WR) San Diego State	88	1987
Smith, Raonall, (LB) Washington State	56	2006-07
Smith, Ron, (DB) Wisconsin	42	1968-69
Smith, Ron, (QB) Richmond	14	1965
Smith, Ron, (WR) San Diego State	84	1978-79
Smith, Sean, (DT) Grambling	97	1989
Smith, Shelley, (G) Colorado State	66	2012-13
Smith, Shevin, (S) Florida State	30	2000
Smith, Steve, (WR) USC	12	2012
Smith, Verda (V.T.), (RB) Abilene Christian	77	1949-53
Smith, Vernice, (G) Florida A&M	62	1997
Smoker, Jeff, (QB) Michigan State	9/15	2004, 05
Smyth, Bill, (T/TE) Cincinnati	79	1947-50
Snow, Jack, (WR) Notre Dame	84	1965-75
Snyder, Robert, (RB) Ohio	4/13	1937-38
Sorensen, Nick, (S) Virginia Tech	41	2001-02

ALL-TIME ROSTER



NAME, (POSITION) COLLEGE	#	RAM YEARS
Spach, Stephen, (TE) Fresno State	81	2011
Spadaccini, Victor, (QB) Minnesota	33	1938-40
Sparkman, Alan, (DT) Texas A&M	44	1948-49
Spikes, Cameron, (G) Texas A&M	71/73	1999-2001
St. Clair, John, (T) Virginia	70	2000-03
Staat, Jeremy, (DT) Arizona State	95	2003
Stacy, Zac, (RB) Vanderbilt	30	2013-14
Stalcup, Jerry, (LB) Wisconsin	60	1960
Stams, Frank, (LB) Notre Dame	50	1989-91
Stanley, Derek, (WR) Wisconsin-Whitewater	19	2007-09
Starks, Max, (T) Florida	79	2013
Statuto, Art, (C) Notre Dame	21	1950
Stein, Bob, (LB) Minnesota	66	1973-74
Stemke, Kevin, (P) Wisconsin	2	2004
Stephen, Scott, (LB) Arizona State	50	1992
Stephens, John, (E) Marshall	25	1938
Stephens, Larry, (DT) Texas	50	1962
Stephenson, Dave, (G) West Virginia	34	1950
Steussie, Todd, (T) California	79	2006-07
Stevenson, Ralph, (G) Oklahoma	4	1940
Stewart, Darian, (S) South Carolina	20	2010-13
Stewart, Michael, (S) Fresno State	23	1987-93
Stiger, Jim, (RB) Washington	26	1965-67
Stills, Gary, (LB) West Virginia	55	2008
Stokes, Fred, (DE) Georgia Southern	65/60	1987-88, 93-95
Stokes, Tim, (T) Oregon	78	1974
Stoyanovich, Pete, (K) Indiana	3	2000
Stradford, Troy, (RB) Boston College	21	1992
Strickland, Fred, (LB) Purdue	53	1988-92
Strode, Woody, (E) UCLA	39	1946
Strofolino, Mike, (LB) Villanova	61	1965
Strugar, George, (DT) Washington	77	1957-61
Stuart, Roy, (G) Tulsa	45	1942
Studstill, Pat, (WR/P) Houston	28	1968-71
Stukes, Charlie, (CB) Maryland Eastern Shore	47	1973-74
Styles, Lorenzo, (LB) Ohio State	51	1997-2000
Sucic, Steve, (RB) Illinois	46	1946
Sully, Ivory, (DB) Delaware	37	1979-84
Sutton, Mickey, (CB) Montana	49	1986-88, 90
Svare, Harland, (LB) Washington State	76/51	1953-54
Swain, Bill, (LB) Oregon	52	1963
Swanson, Pete, (G) Stanford	68	2000
Sweet, Joe, (WR) Tennessee State	82	1972-73
Sweetan, Karl, (QB) Wake Forest	10	1969-70
Swinson, Corey, (OL) Hampton	66	1995

T

Talbert, Diron, (DT) Texas	72	1967-70
Tarbox, Bruce, (G) Syracuse	61	1961
Tatupu, Mosi, (FB) USC	30	1991
Taylor, Cecil, (RB) Kansas State	48	1955-57
Taylor, Tom, (G) Georgia Tech	62	1987
Taylor, Travis, (WR) Florida	18	2007
Teeuws, Len, (T) Tulane	74	1952-53
Tercero, Scott, (G) California	63	2003-04
Terrell, Claude, (G) New Mexico	75	2005-07
Terrell, Pat, (S) Notre Dame	37	1990-93
Thomas, Ben, (DT) Auburn	94	1991
Thomas, Bob, (RB) Arizona State	35	1971-72
Thomas, Chris, (WR) Cal Poly-SLO	83	1999-2000
Thomas, Clendon, (RB) Oklahoma	46/35	1958-61
Thomas, Hollis, (DT) Northern Illinois	93	2009
Thomas, J.T., (WR) Arizona State	18/87	1995-98
Thomas, Jemea, (CB) Georgia Tech	35	2014
Thomas, Jewerl, (RB) Arizona State	33	1980-82
Thomas, Kelly, (T) USC	73	1987
Thomas, Pat, (CB) Texas A&M	27	1976-82
Thomas, Robert, (LB) UCLA	55	2002-04
Thomas, Rodney, (CB) BYU	21	1991
Thomason, Bob, (QB) VMI	65	1949
Thompson, Anthony, (RB) Indiana	32	1992
Thompson, David, (RB) Oklahoma State	28	1997-98
Thompson, Dominique, (WR) William & Mary	17	2005
Thompson, Ernie, (FB) Indiana	32	1991
Thompson, Harry, (G) UCLA	66/44	1950-54
Thorpe, Wilfred, (G) Arkansas	26	1941-42
Thrift, Cliff, (LB) East Central Oklahoma	52	1986
Timmerman, Adam, (G) South Dakota	62	1999-2006
Tinoisamoa, Pisa, (LB) Hawaii	50	2003-08
Tiumalu, Casey, (RB) BYU	42	1987
Toogood, Charley, (DT/T) Nebraska	78	1951-56
Toomer, Korey, (LB) Idaho	59	2014
Toon, Nick, (WR) Wisconsin	81	2015

NAME, (POSITION) COLLEGE	#	RAM YEARS
Toston, Keith, (RB) Oklahoma State	38	2010
Towler, Dan, (RB) Washington & Jefferson	32	1950-55
Trautwein, Phil, (T) Florida	64	2009
Trejo, Stephen, (RB) Arizona State	34	2004
Truax, Billy, (TE) LSU	87	1964-70
Tucker, Rex, (T/G) Texas A&M	66	2005
Tucker, Ryan, (C/G/T) TCU	50	1997-2001
Tucker, Wendell, (WR) South Carolina State	14	1967-70
Tuckey, Richard, (RB) Manhattan	37	1938
Tuiasosopo, Navy, (C) Utah State	68	1987
Turley, Kyle, (T) San Diego State	68	2003
Turk, Matt, (P) Wisconsin-Whitewater	1	2006
Turner, James, (C) Oklahoma A&M	13	1937
Turner, Larry, (C/G) Eastern Kentucky	64/63	2004, 05-06
Turner, Robert, (C/G), New Mexico	59	2012
Turner, Vernon, (WR) Carson-Newman	82	1991-92
Tuten, Rick, (P) Florida State	11	1998-99
Tyler, Wendell, (RB) UCLA	26	1977-82
Tyrrell, Tim, (RB) Northern Illinois	32	1986-88

U

Underwood, Forest, (T/G) Davis & Elkins	11	1937
Uzdavinis, Walter, (E) Fordham	20	1937

V

Valdez, Vernon, (DB) San Diego	47	1960
Valerio, Joe, (G) Pennsylvania	64	1996
Van Brocklin, Norm, (QB) Oregon	25/11	1949-57
Vann, Norwood, (LB) East Carolina	51	1984-87
Varrichione, Frank, (T) Notre Dame	70	1961-65
Vasicek, Vic, (LB) Texas	35	1950
Veltung, Justin, (WR) Idaho	19	2013
Verstegen, Mike, (G) Wisconsin	67	1998
Villanueva, Danny, (P/K) New Mexico State	11	1960-64
Vinnett, Darius, (CB) Arkansas	31	2007
Vobora, David, (LB) Idaho	58	2008-10
Von Sonn, Andy, (LB) UCLA	46	1964

W

Waddy, Billy, (WR) Colorado	80	1977-81
Wade, Bill, (QB) Vanderbilt	9	1954-60
Wade, Jonathan, (CB) Tennessee	20	2007-09
Wahlroos, Drew, (LB) Colorado	58	2004-05
Walker, Aaron, (TE) Florida	87	2005-07
Walker, Glen, (P) USC	19	1977
Walker, Marquis, (CB) Southeast Missouri State	38	1996-97
Wallace, Jackie, (DB) Arizona	20	1977-79
Waller, Ron, (RB) Maryland	27	1955-58
Wallerstedt, Brett, (LB) Arizona State	53	1997
Walls, Lenny, (CB) Boston College	27	2007
Walsh, Steve, (QB) Miami (FL)	4	1996
Walton, Shane, (S) Notre Dame	38	2003
Ward, Phillip, (LB) UCLA	55	1998
Wardlow, Duane, (DE) Washington	89/83	1954-56
Warner, Curt, (RB) Penn State	21	1990
Warner, Kurt, (QB) Northern Iowa	10/13	1998-2003
Washington, Brandon, (G) Miami (Fla.)	70	2013-14
Washington, Chauncey, (RB) USC	33	2010
Washington, James, (S) UCLA	37	1998-89
Washington, Ken, (RB/DB) UCLA	13	1946-48
Waterfield, Bob, (QB/DB/K) UCLA	7	1945-52
Watkins, Rokevious, (G) South Carolina	73	2012
Watson, Justin, (RB) San Diego State	36	1999-2002
Wattelet, Frank, (S) Kansas	41	1987
Watts, Trey, (RB) Tulsa	42	2014-15
Weary, Fred, (CB) Florida	32	2003
Welch, Thomas, (T) Vanderbilt	72	2011
Welker, Wes, (WR) Texas Tech	19	2015
Wells, Scott, (C) Tennessee	63	2012-14
Wendryhoski, Joe, (C) Illinois	54	1964-66
West, Pat, (RB) USC	36	1945-48
West, Stan, (NG) Oklahoma	11/64	1950-54
West, Walter, (RB) Pittsburgh	21	1944
Westbrooks, Ethan, (DE) West Texas A&M	93	2014-15
Westbrooks, Greg, (LB) Colorado	57	1979-80
White, Alberto, (DE) Texas Southern	94	1995-96

ALL-TIME ROSTER



<u>NAME. (POSITION) COLLEGE</u>	<u>#</u>	<u>RAM YEARS</u>
White, Charles, (RB) USC	33	1985-88
White, Dwayne, (G) Alcorn State	67	1995-96
White, Lee, (RB) Weber State	44	1971
White, Leon, (LB) BYU	55	1992-93
White, Russell, (RB) California	44	1993
Whitley, James, (CB) Michigan	27	2002-03
Whitmyer, Nat, (DB) Washington	44	1963
Whittenton, Jesse, (DB) Texas Western	44	1956-57
Whittingham, Carey, (LB) BYU	57	1987
Whittingham, Fred, (LB) Cal Poly-SLO	55	1964
Whittingham, Kyle, (LB) BYU	52	1987
Wichmann, Cody, (G), Fresno State	69	2015
Wiegert, Zach, (G) Nebraska	73	1995-98
Wilbur, John, (G) Stanford	60	1970
Wilcher, Mike, (LB) North Carolina	94	1983-90
Wilkins, Jeff, (K) Youngstown State	14	1997-2007
Wilkins, Roy, (LB) Georgia	78	1958-59
Wilkins, Terrence, (WR) Virginia	82	2002
Wilkinson, Jerry, (DE) Oregon State	70	1979
Williams, Aeneas, (CB/S) Southern (LA)	35	2001-04
Williams, Alonzo, (RB) Mesa (CO)	31	1987
Williams, Billy, (WR) Tennessee	19	1995-96
Williams, Brandon, (WR) Wisconsin	16	2007
Williams, Charlie, (WR) Prairie View	83	1970
Williams, Chris, (G/T) Vanderbilt	65	2012-13
Williams, Clarence, (DB) Washington State	24	1965-72
Williams, Damian, (WR) USC	10	2014
Williams, Darrell, (T) South Florida	63	2015
Williams, Eric, (LB) USC	66	1982-83
Williams, Frank, (RB) Pepperdine	36	1961-64
Williams, Grant, (T) Louisiana Tech	77	2002-04
Williams, Henry, (DB) San Diego State	25	1983
Williams, Jay, (DE) Wake Forest	96	1994-99
Williams, Jeff, (T) Rhode Island	62	1977
Williams, Jerry, (DB) Washington State	33/22	1949-52
Williams, Joe, (B) Ohio State		1937
Williams, John, (T) Minnesota	75	1972-79
Williams, Mark, (LB) Ohio State	56	1996
Williams, Mike, (DB) LSU	28	1983
Williams, Roger, (DB) Grambling	46	1971-72
Williams, Roland, (TE) Syracuse	86/88	1998-2000, 05
Williams, Sam, (DE) Michigan State	88	1959
Williams, Travis, (RB) Arizona State	25	1971
Williamson, Greg, (CB) Fresno State	43	1987
Willig, Matt, (T) USC	77	1999, 2005
Wilson, Ben, (RB) USC	36	1963-65
Wilson, Gordon, (T) Texas Mines	21	1941
Wilson, Jack, (RB) Baylor	50	1946-47
Wilson, Jim, (T) Georgia	77	1968
Wilson, John, (E) Case Western Reserve	12	1939-42
Wilson, Karl, (DE) LSU	77	1991
Wilson, Tom, (RB) no college	37/24	1956-61
Winkler, Jim, (DT) Texas A&M	38/78	1951-52
Winkler, Joseph, (C) Purdue	25	1945
Winston, Kelton, (DB) Wiley	47	1967-68
Wisne, Jerry, (T) Notre Dame	71	2002
Wistrom, Grant, (DE) Nebraska	98	1998-2003
Witherspoon, Will, (LB) Georgia	51	2006-08, 2013
Withrow, Cory, (C) Washington State	61	2008
Wojcik, Greg, (DT) USC	78	1971
Wolfley, Ron, (RB) West Virginia	30	1995
Woodlief, Doug, (LB) Memphis State	57	1965-69
Woods, Tony, (DE) Pittsburgh	91	1993
Worden, James, (RB) Waynesburg	21	1945
Worthington, Doug, (DT) Ohio State	92	2015
Wright, Alexander, (WR) Auburn	89	1995-96
Wright, Alvin, (NT) Jacksonville State	99	1986-92
Wright, Toby, (S) Nebraska	32	1994-98
Wroten, Claude, (DT) LSU	99	2006-07

Y

<u>NAME. (POSITION) COLLEGE</u>	<u>#</u>	<u>RAM YEARS</u>
Yagiello, Ray, (G) Catawba	54	1948-49
Yary, Ron, (T) USC	73	1982
Young, Brian, (DT) UTEP	66	2000-02
Young, Charle, (TE) USC	86	1977-79
Young, Michael, (WR) UCLA	88	1985-88
Young, Robert, (DE) Mississippi State	76	1991-95
Youngblood, George, (DB) Cal State-Los Angeles	45	1966
Youngblood, Jack, (DE) Florida	85	1971-84
Youngblood, Jim, (LB) Tennessee Tech	53	1973-84
Younger, Paul (Tank), (RB/LB) Grambling	13/35	1949-57

Z

Zeman, Ed, (S) Fort Lewis	41	1987
Zendejas, Tony, (K) Nevada	10	1991-93
Zgonina, Jeff, (DT) Purdue	90	1999-2002
Zilly, Jack, (TE/DE) Notre Dame	42/56	1947-51
Zirinsky, Walter, (RB) Lafayette	16	1945
Zoll, Richard, (G) Indiana	26/20	1937-38
Zontini, Louis, (B) Notre Dame	23	1944
Zuerlein, Greg, (K) Missouri Western	4	2012-15

ALL-TIME ROSTER



The listed players were members of the Rams' developmental/practice squad for at least a portion of the year indicated. The current-day practice squad came into being in 1990 after the NFL instituted the "developmental squad" in 1989 and changed the name one year later to the practice squad.

Adams, Harry, WR, Auburn, 2013
 Adams, Kris, WR, Texas El-Paso, 2011
 Ah You, C.J. DE, Oklahoma, 2007-08
 *Alexander, Danario, WR, Missouri, 2010
 Allen, Denicos, LB, Michigan State
 Anelli, Mark, TE, Wisconsin, 2006
 Anthony, Corwin, TE, UCLA, 1991
 Arkin, David, (G) Missouri State, 2015
 *Ashe, Richard, TE, Humboldt State (CA), 1989-90
 *Asiodu, K.C., LB, Central Oklahoma, 2009

Baker, Steven, T, East Carolina, 2014
 Ball, Lance, RB, Maryland, 2008
 Banks, Cornell, DT, Fresno State, 2011
 *Barnes, Tim, C, Missouri, 2011
 *Basssey, Eric, CB/S, Oklahoma 2007-08
 Battle, Isaiah, T, Clemson, 2015
 Beeler, Chase, C, Stanford 2012
 *Belin, Chuck, G, Wisconsin, 1993
 *Berlin, Brock, QB, Miami (FL), 2007
 Blake, Emory, WR, Auburn, 2013-14
 *Blevins, Darrius, WR, Memphis, 1999
 Bond, Travis, T, North Carolina, 2014
 *Boudreaux, Frank, DE, Northwestern, 1993
 *Brady, Rickey, TE, Oklahoma, 1994
 *Brake, Mike, TE, Akron, 2004
 *Brandstater, Tom, QB, Fresno State, 2011
 Brasher, Bob, TE, Arizona State, 1994
 *Brodine, Mason, DE, Nebraska-Kearney, 2012-13
 #Brown, Aaron, LB, Hawaii, 2012
 Brown, Antonio, T, Illinois, 2000
 Brown, Darwin, CB, Texas Tech, 1999
 *Brown, Jonathan, DE, Tennessee, 2001
 Brown, Kourtnei, DE, Clemson, 2014
 *Brown, Malcolm, RB, Texas, 2015
 Brown, Marcus, CB, McNeese State, 2009
 Brown, Michael, DE, Howard, 2006
 *Brown, Sammy, LB, Houston, 2012-13
 Brown, Shannon, DT, Alabama, 1997
 Brown, Travis, WR, New Mexico, 2008
 *Broyles, James, G, Southwest Missouri State, 2002
 #Bryant, Christian, S, Ohio State 2014, 2015
 *Buchanan, Richard, WR, Northwestern, 1993
 *Bulger, Marc, QB, Pittsburgh, 2000
 Burley, Marcus, DB, Delaware, 2013
 Burley, Nick, DE, Fresno State, 2003-04
 Burney, Kendric, CB, North Carolina, 2011
 Butler, Eric, TE, Mississippi State, 2009

Caddell, Matt, WR, Alabama, 2008
 *Calahan, Jeremy, DT, Rice, 2005
 *Campion, Pete, T, North Dakota State, 2002
 Capizzi, Jason, T, Indiana (PA), 2008
 Carlson, Jeff, QB, Weber State, 1989
 Carr, Derrick, DT, Bowling Green, 1990
 Carter, Jeremy, WR, Western Carolina, 2005
 Cecil, Toby, G, Texas Tech, 2004-05
 Chiles, John, WR, Texas, 2011
 #Chorak, Jason, LB, Washington, 1998
 *Cohen, Dustin, LB, Miami, Ohio, 2001
 Coleman, Michael, WR, Widener, 2003-04
 Conover, Sean, TE, Bucknell, 2009
 *Conrath, Matt, DT, Virginia 2014
 *Cox, Aaron, WR, Arizona State, 1992
 *Crews, Terry, LB, Western Michigan, 1991
 *Crosby, Clifton, CB, Maryland, 1999-2000
 *Cudjo, Jermelle, DT, Central Oklahoma, 2010
 *Cunningham, Justice, TE, South Carolina, 2013-15

*Davis, Cody, S, Texas Tech, 2013
 *Davis, Paschall, LB, Texas A&I, 1995
 Dawson, Curry, DT, Angelo State (TX), 2003
 *#Delpino, Robert, RB, Missouri, 1992
 *Douglas, Dominic, LB, Mississippi State, 2009
 Douglas, Maurice, RB, Northwest Missouri State, 2002
 *Douzable, Leger, DT, Central Florida, 2009
 *Dukes, Clifford, DE, Michigan State, 2005
 Dulick, Jason, WR, Illinois, 1997
 *#Dupree, Marcus, RB, Southern Mississippi, 1990-91

Earle, John, C, Western Illinois, 1996
 Edwards, Larry, LB, North Carolina, 2007
 English, Otis, DT, McNeese State, 1999
 Esters, Jeff, DE, Pittsburgh, 1993
 Evans, Troy, LB, Cincinnati, 2001

*Farr, Mel, FB, UCLA, 1989
 Favorite, Marlon, DT, LSU, 2009
 *#Fichtel, Brad, C, Eastern Illinois, 1993-94
 Filani, Joel, WR, Texas Tech, 2008
 Finger, Dauntaé, TE, North Carolina, 2002
 Fort, Neal, T, BYU, 1991
 Fowler, Eric, WR, Grand Valley State, 2007
 *Fry, Dustin, C, Clemson, 2007-08

*Gary, Willie, S, Kentucky, 2001
 Gideon, Sherrod, WR, Southern Mississippi, 2001
 #Gilbert, Garrett, QB, Southern Methodist, 2014
 Gilreath, David, WR, Wisconsin, 2011
 *Gordy, Josh, CB, Central Michigan, 2011
 Grady, Adrian, DT, Louisville, 2009
 Graham, Cameron, TE, Louisville, 2012
 *Gray, Jerry, CB, Texas, 1990
 *Griffin, Courtney, CB, Fresno State, 1992-93
 *Guidugli, Ben, TE, Cincinnati, 2011

*#Hagans, Marques, WR, Virginia, 2006
 Hagen, Jacob, DB, Liberty, 2015
 Hakim, Saalim, WR, Palomar Coll. CA (J.C.), 2012
 Hammond, Vance, DT, Clemson, 1991
 *Harkey, Cory, TE, UCLA, 2012
 Harper, Shawn, G, Indiana, 1992
 #Harris, Kelvin, C, Miami, Fla., 1992
 Harrison, Tony, WR, Texas A&M, 1994
 Hartley, Frank, TE, Illinois, 1991
 Harvey, Brandyn, WR, Villanova, 2012
 *#Hawkins, Bill, DE, Miami, Fla., 1991
 Haws, Robert, T, Northern Arizona, 2002
 Helming, Ryan, QB, Northern Iowa, 2002
 Henderson, John, DT, Southern Mississippi, 2011
 *Henley, June, RB, Kansas, 1997
 Henley, Thomas, WR, Stanford, 1989
 *Hesse, Jon, LB, Nebraska, 1998
 Hobbs, Gary, T, Arkansas, 2002
 Hodges, Zach, LB/DB, Harvard, 2015
 Holley, Terry, S, Rice, 2005
 *Holliday, Marcus, RB, Memphis State, 1996
 Hooey, Sean, OL, Cincinnati, 2013
 Howard, Todd, CB, Michigan, 2002-04
 *Hughes, Kevin, G/T, SE Louisiana, 2011
 *Hyder, Gaylon, DE, TCU, 2000
 Ivy, Mortty, LB, West Virginia, 2010

Jackson, Curtis, WR, Texas, 2000
 #Jackson, Keith, DT, Arkansas, 2007
 Johnson, Curtis, LB, Clark Atlanta, 2010
 *Johnson, J.R., LB, Syracuse, 2003
 *#Johnson, Marquis, DB, Alabama, 2010
 Johnson, Nick, (WR), Henderson State, 2012
 Jones, Bryan, LB, Oregon State, 1999
 Jones, Chris, LB, Clemson, 2001
 Jones, Daniel, WR, Utah, 1999
 *Jones, Nate, WR, Texas, 2008-09

*Keenum, Case, QB, Houston, 2014
 #Kelm, Larry, LB, Texas A&M, 1990
 Kempfert, David, C, Montana, 1997
 *King, Andy, T, Illinois State, 2002
 King, Mitch, DT, Iowa, 2010
 King, Tyler, DE, Connecticut, 2006
 *Kirksey, Jon, G/DT, Sacramento State, 1995
 Knight, Derrick, RB, Boston College, 2005

Lambert, Terrail, CB, Notre Dame, 2010
 Laskey, Zach, FB, Georgia Tech, 2015
 Lay, Josh, CB, Pittsburgh, 2006-07
 Leggett, Jerry, LB, Cal-State Fullerton, 1989
 *Lester, Tim, RB, Eastern Kentucky, 1992
 Lewis, Derek, TE, Texas, 1999-2000
 Lewis, Mark, G, Oregon, 2009
 Lewis, Thaddeus, QB, Duke, 2010
 Lomack, Tony, WR, Florida, 1990
 Long, Deon, WR, Maryland, 2015
 *Longacre, Matt, DE, Missouri State, 2015

*Looker, Dane, WR, Washington, 2002
 Lossow, Rodney, C, Wisconsin, 1989
 *Loyd, Jeremy, LB, Iowa State, 2003
 Lutrus, Scott, LB, Connecticut, 2011
 Lynch, Shawn, C, Duke, 2005

Magro, Marc, LB, West Virginia, 2008
 Malan, Mike, RB, Brown, 2002
 *Martin, Jamie, QB, Weber State, 1993
 Mathews, Greg, WR, Michigan, 2010
 McCaslin, Eugene, LB, Florida, 2001
 McCoy, Jamie, FB, Texas A&M, 2010
 *McFadden, Marshall, LB, South Carolina State, 2014
 *#McGarigle, Tim, LB, Northwestern, 2006
 McGee, Brandon, CB, Miami (FL), 2015
 *McGrorty, Dusty, RB, Southern Oregon, 2004
 McKee, Ryan, T, Southern Mississippi, 2010-11
 *McKinney, Jeremy, G, Iowa, 1998
 McRae, Brandon, WR, Mississippi State, 2010
 McSurdy, Caleb, LB, Montana, 2013
 McWilliams, Jason, LB, Western Illinois, 2003
 *Messner, Mark, LB, Michigan, 1989
 Michell, Barry, DT, Idaho, 1999
 Michna, Russ, QB, Western Illinois, 2004
 Middleton, Brandon, WR, Houston, 2004-05
 *Miller, Brit, FB, Illinois, 2010
 #Miller, Bronzell, DE, Utah, 1995
 Miller, Drew, C, Florida, 2009-10
 *Moore, Eric, DE, Florida State, 2007
 Moore, Jay, LB, Nebraska, 2009
 *Morgan, Matt, T, Pittsburgh, 2004-05
 *Moss, Brent, RB, Wisconsin, 1995
 Myles, Lamar, LB, Louisville, 2009

*Nead, Spencer, TE/RB, BYU, 2003
 #Nelson, Jonathan, S, Oklahoma, 2011
 *Ness, Nate, DB, Arizona, 2011
 Newell, Mike, C, Colorado State, 2000-01
 Newton, Tony, LB, Utah State, 2004
 *Nixon, David, LB, Brigham Young, 2010
 *Nsekhe, Ty, (T), Texas State, 2012

*#O'Berry, Herman, CB, Oregon, 1996
 *#Ogbonnaya, Chris, RB, Texas, 2009
 Oldenburg, Clint, T, Colorado State, 2008

*#Pahukoa, Jeff, G, Washington, 1991
 *Parks, Cord, WR/CB, Northeastern, 2009
 *Parquet, Jeremy, T, Southern Mississippi, 2007
 Patrick, Kevin, DE, Miami, Fla., 1994
 *Patterson, Eric, CB, Ball State 2015
 Patterson, Roosevelt, G, Alabama, 1994
 Peck, Jared, T, North Dakota State, 2002
 Phinisee, Justin, CB, Oregon, 2007
 *#Piel, Mike, DT, Illinois, 1991
 *Pointer, Quinton, (S), UNLV, 2012-13
 Poppinga, Kelly, LB, BYU, 2008
 Powlus, Ron, QB, Notre Dame, 1998
 *Price, Jim, TE, Stanford, 1990

Radway, Raymond, WR, Abilene Christian, 2012
 Raiola, Donovan, C, Wisconsin, 2007
 *Raye, Jimmy, WR, San Diego State, 1991
 *Reece, John, CB, Nebraska, 1995
 Reed, Trovon, CB, Auburn, 2015
 Remmers, Mike, T, Oregon State, 2014
 Renteria, D.J., DE, New Mexico, 2004
 Reynolds, Chase, RB, Montana, 2011-12
 *Reynolds, Joffrey, RB, Houston, 2003
 Richard, James, G, California, 1991
 Rivers, Gerald, LB, Mississippi, 2015
 *Roach, David, S, TCU, 2008
 Roland, Justin, LB, Kansas State, 2009
 *Ross, Jermaine, WR, Purdue, 1994
 Russell, Fred, RB, Iowa, 2006
 Ryals, Trevor, C, Virginia, 1991

Saddler-McQueen, Jimmy, DT, Forest Brook (Texas) 2010
 Sandidge, Tim, DT, Virginia Tech, 2006
 Sargent, Anthony, WR, Wyoming, 1989
 *Sears, Corey, DE, Mississippi State, 1998
 Sejean, Sebastian, S, Laval (Quebec, Canada), 2008
 *Sellers, Donald, WR/QB, New Mexico, 1997-98

ALL-TIME ROSTER



Shaw, Russell, WR, Michigan, 1998
***Shivers, Jason**, S, Arizona State, 2004
Simpkins, Maurice, LB, Coastal Carolina, 2010
Singh, Bobby, G, Portland State, 1999
Smelley, Brad, TE, Alabama, 2014
***Smith, Brian**, LB, Auburn, 1989
Smith, Bryan, LB, McNeese State, 2009
***Smith, Chris**, CB, Northern Illinois, 2011
***Smoker, Jeff**, QB, Michigan State, 2005
Snellings, Paul, G, Georgia, 2000
***Sorensen, Nick**, S, Virginia Tech, 2001
***St. Paul, Francis**, WR, Northern Arizona, 2001-02
***Stanley, Derek**, WR, Wisconsin-Whitewater, 2007-08
Stanley, Montavious, DT, Louisville, 2006
Stevens, Eric, FB, California, 2013
Stewart, Ed, LB, Nebraska, 1996
Stewart, Jonathan, LB, Texas A&M, 2013
Stokes, Barry, T, Eastern Michigan, 1997
Strojny, Drew, T, Duke, 2005-06
Stuber, Tim, G, Colorado State, 2004
Swinson, Corey, OL, Hampton, 1995

Tagoni, Mu, OL, Arizona, 1996
Tate, Joe, G, Iowa, 2005
Tellison, A.C., WR, Miami, Fla., 1996
***Tercero, Scott**, G, California, 2003
***Thomas, Jemea**, CB, Georgia Tech, 2014
Thompson, Antoine, DB, Reno, 2010
***Thompson, David**, RB, Oklahoma State, 1997

***Thompson, Dominique**, WR, William & Mary, 2005-07
Thompson, Duvol, CB, Pennsylvania, 2005
***Thompson, Ernie**, RB, Indiana, 1991
Toliver, Antoine, WR, Bethune- Cookman, 2000
***Toomer, Korey**, LB, Idaho, 2014
***Toon, Nick**, WR, Wisconsin, 2015
***Townsend, Brian**, LB, Michigan, 1992
Trinca-Pasat, DT, Iowa, 2015

***Veltung, Justin**, WR, Idaho, 2013-14
***Vinnett, Darius**, CB, Arkansas, 2007-08
***Vobora, David**, LB, Idaho, 2008

Wagner, Terry, C, Sacramento State, 2004
Walker, Darius, RB, Notre Dame, 2008
Walker, Sean, WR, Vanderbilt, 2009
***Ward, Phillip**, LB, UCLA, 1998
***Washington, Brandon**, G, Miami (Fla.), 2012-13
***Washington, Chauncey**, RB, USC 2010
Washington, John David, RB, Morehouse, 2006-07
Weil, Russ, FB, Illinois, 2008
Wells, Matthew, LB, Mississippi State, 2015
West, Joe, WR, UTEP, 2010
White, Anthony, RB, Kentucky, 2000
***White, Cedric**, DE, North Carolina A&T, 1997
White, Melvin, CB, Louisiana Lafayette, 2015
Whittingham, Fred, RB, BYU, 1990
***Williams, Billy**, WR, Tennessee, 1995-96
Williams, Darius, TE, Georgia Tech, 2005

Williams, Jabara, LB, Stephen F. Austin, 2012
***Williams, Jay**, DE, Wake Forest, 1994
Williams, Tyrone, DE, Wyoming, 1996-97
Williams, Willie, DT, Louisville, 2008
Woodard, Darren, CB, UTEP, 2013
***Worthington, Doug**, DT, Ohio State, 2015
Worton, J.J., WR, Central Florida, 2015
Wright, Claudius, CB, Arizona, 1995
Wylie, Devon, WR, Fresno State 2014

***Young, Robert**, DE, Mississippi State, 1992
***Young, Eric**, T, Union, S.C., 2009

Zimmerman, Scott, LB, Northern Colorado, 2000-01

*Spent time on Rams' Active Roster
#Selected by Rams in NFL Draft

HONORS & AWARDS

2016 MEDIA GUIDE



RAMS HONORS



Each year, the Rams honor four players with special awards. Players and coaches combine to vote on two of the awards, the Daniel F. Reeves Memorial Award and the Carroll Rosenbloom Memorial Award, while the players vote on the Carl Ekern Spirit of the Game Award and the Ed Block Courage Award. A description of each award:

DANIEL F. REEVES MEMORIAL AWARD

Given to the team's Most Valuable Player. The award was established in 1969 in honor of the former owner of the Rams, Dan Reeves, who was inducted into the Pro Football Hall of Fame in 1967. Reeves owned the Rams from 1941-71 and claimed World Championships in 1945 and 1951. He was the first to integrate football in the modern era with the signing of Woody Strode and Kenny Washington in 1946.

CARROLL ROSENBLOOM MEMORIAL AWARD

Given to the team's Rookie of the Year. The award was established following the passing of former owner Carroll Rosenbloom in 1979. Rosenbloom became the owner of the Rams when he orchestrated an unprecedented franchise trade in 1972. Rosenbloom traded the Baltimore Colts to Robert Irsay for the Rams. The Rams won an NFL record seven consecutive NFC West titles from 1973-79 under Rosenbloom's leadership.

CARL EKERN SPIRIT OF THE GAME AWARD

Established in 1990, the award is given to the player who best exemplifies sportsmanship, ethic, and commitment to his teammates. Those traits were displayed by former Rams linebacker Carl Ekern, killed in an automobile accident in 1990. Ekern was a starter for the Rams from 1982-88 and earned an invitation to the Pro Bowl in 1986.

ED BLOCK COURAGE AWARD

Ed Block was the head trainer for the Baltimore Colts for 23 years. When the Ed Block Courage Award was founded in 1978, it honored a Colts player for showing courage on and off the field. In 1984, it became a league-wide award honoring one member from each NFL team. Proceeds from the award and the Ed Block Foundation go to support and provide housing for abused children.

DANIEL F. REEVES MEMORIAL AWARD

1969	Roman Gabriel, QB
1970	Merlin Olsen, DT
1971	Marlin McKeever, LB
1972	Merlin Olsen, DT
1973	John Hadl, QB
1974	Lawrence McCutcheon, RB
1975	Jack Youngblood, DE
1976	Jack Youngblood, DE
1977	Lawrence McCutcheon, RB
1978	Jim Youngblood, LB
1979	Jack Youngblood, DE
1980	Vince Ferragamo, QB
1981	Nolan Cromwell, FS
1982	Vince Ferragamo, QB
1983	Eric Dickerson, RB
1984	Eric Dickerson, RB
1985	LeRoy Irvin, CB
1986	Eric Dickerson, RB
1987	Charles White, RB
1988	Henry Ellard, WR
1989	Jim Everett, QB
1990	Buford McGee, RB
1991	Robert Delpino, RB
1992	Jackie Slater, T
1993	Jerome Bettis, RB
1994	Shane Conlan, LB
1995	Isaac Bruce, WR
1996	Isaac Bruce, WR
1997	Amp Lee, RB
1998	Kevin Carter, DE
1999	Marshall Faulk, RB
2000	Marshall Faulk, RB
2001	Marshall Faulk, RB
2002	Marc Bulger, QB
2003	Torry Holt, WR
2004	Marc Bulger, QB
2005	Torry Holt, WR
2006	Steven Jackson, RB
2007	Will Witherspoon, LB
2008	Oshiomogho Atogwe, S
2009	Steven Jackson, RB
2010	Steven Jackson, RB
2011	Steven Jackson, RB
2012	Steven Jackson, RB
2013	Robert Quinn, DE
2014	Robert Quinn, DE
2015	Aaron Donald, DT

CARROLL ROSENBLOOM MEMORIAL AWARD

1979	Kent Hill, T
1980	Johnnie Johnson, SS
1981	Jairo Penaranda, RB
1982	Barry Redden, RB
1983	Eric Dickerson, RB
1984	Ron Brown, WR
1985	Dale Hatcher, P
1986	Jim Everett, QB
1987	Clifford Hicks, CB
1988	Robert Delpino, RB
1989	Darryl Henley, CB
1990	Bern Brostek, C
1991	Todd Lyght, CB
1992	Sean Gilbert, DT
1993	Jerome Bettis, RB
1994	Isaac Bruce, WR
1995	Kevin Carter, DE
1996	Eddie Kennison, WR
1997	David Thompson, RB
1998	London Fletcher, LB
1999	Torry Holt, WR
2000	Matt Bowen, S
2001	Tommy Polley, LB
2002	Travis Fisher, CB
2003	Pisa Tinoisamoa, LB
2004	Steven Jackson, RB
2005	Alex Barron, T
2006	Tye Hill, CB
2007	Adam Carriker, DL
2008	Donnie Avery, WR
2009	James Laurinaitis, LB
2010	Sam Bradford, QB
2011	Robert Quinn, DE
2012	Janoris Jenkins, CB
2013	Zac Stacy, RB
2014	Aaron Donald, DT
2015	Todd Gurley, RB

CARL EKERN SPIRIT OF THE GAME AWARD

1991	Buford McGee, FB
1992	Darryl Henley, CB
1993	Tim Lester, FB
1994	Jackie Slater, T
1995	D'Marco Farr, DT
1996	Harold Green, RB
1997	Mike A. Jones, LB
1998	Mike A. Jones, LB
1999	Mike A. Jones, LB
2000	Ray Agnew, DT
2001	Aeneas Williams, CB
2002	Ernie Conwell, TE
2003	Aeneas Williams, S
2004	Pisa Tinoisamoa, LB
2005	Pisa Tinoisamoa, LB
2006	Corey Chavous, S
2007	Corey Chavous, S
2008	Corey Chavous, S
2009	Leonard Little, DE
2010	Oshiomogho Atogwe, S
2011	James Laurinaitis, LB
2012	Steven Jackson, RB
2013	James Laurinaitis, LB
2014	Cory Harkey, TE
2015	Cory Harkey, TE

RAMS HONORS



ED BLOCK COURAGE AWARD

1984	Jack Youngblood, DE
1985	Mike Guman, RB
1986	Doug Smith, C
1987	Charles White, RB
1988	Vince Newsome, S
1989	Mark Jerue, LB
1990	Jerry Gray, CB
1991	Michael Stewart, S
1992	Jackie Slater, T
1993	David Lang, RB
1994	Roman Phifer, LB
1995	Ron Wolfley, RB
1996	Alexander Wright, WR
1997	Mark Rypien, QB
1998	Mike A. Jones, LB
1999	Ernie Conwell, TE
2000	Trent Green, QB
2001	Isaac Bruce, WR
2002	Andy McCollum, C
2003	Aeneas Williams, S
2004	Marshall Faulk, RB
2005	Leonard Little, DE
2006	Pisa Tinoisamoa, LB
2007	Dane Looker, WR
2008	Orlando Pace, T
2009	James Hall, DE
2010	Bradley Fletcher, CB
2011	Brit Miller, FB
2012	Danny Amendola, WR
2013	Lance Kendricks, TE
2014	Scott Wells, C
2015	Brian Quick, WR

ALL-TIME HONORS



AFC-NFC PRO BOWL PLAYER OF THE GAME

2004 Marc Bulger, QB

ALL-MADDEN

1984 Bill Bain, G
Jack Youngblood, DE

1985 Bill Bain, G
Ron Brown, KR
Eric Dickerson, RB
Garry Green, CB
Dennis Harrah, G
Jackie Slater, T

1987 Tom Newberry, G
Jackie Slater, T

1988 Tom Newberry, G

1989 Jerry Gray, CB
Kevin Greene, LB
Tom Newberry, G
Jackie Slater, T

1990 Jackie Slater, T

1991 Robert Delpino, FB

1993 Jerome Bettis, RB
Sean Gilbert, DT

1995 Isaac Bruce, WR
Jackie Slater, T (Hall of Fame)

1996 Isaac Bruce, WR
Jack Youngblood, DE (Super Bowl Team)
Jackie Slater, T (Super Bowl Team)

1999 Kevin Carter, DE
Marshall Faulk, RB
Orlando Pace, T
Grant Wistrom, DE
Dick Vermeil, Coach

2000 Isaac Bruce, WR
Az-Zahir Hakim, WR
Torry Holt, WR
Orlando Pace, T

2001 Isaac Bruce, WR
Marshall Faulk, RB
London Fletcher, LB
Andy McCollum, C
Orlando Pace, T
Adam Timmerman, G
Kurt Warner, QB
Aeneas Williams, CB
Grant Wistrom, DE

ALL-NFC

1970 Bob Brown, T (First Team, AP, UPI, PFW)
Tom Mack, G (First Team, UPI, TSN, PFW)
David Jones, DE (First Team, UPI, TSN, PFW)
Merlin Olsen, DT (First Team, AP, UPI, TSN, PFW)
Ed Meador, S (Honorable Mention, UPI)
Charlie Cowan, T (Honorable Mention, UPI)

1971 Charlie Cowan, T (First Team, TSN)
Tom Mack, G (First Team, AP, UPI)
Isiah Robertson, LB (First Team, TSN)
Willie Ellison, RB (Second Team, UPI)
Merlin Olsen, DT (Second Team, UPI)

Lance Rentzel, WR (Honorable Mention, UPI)
David Jones, DE (Honorable Mention, UPI)
Gene Howard, CB (Honorable Mention, UPI)
Dave Elmendorf, S (Honorable Mention, UPI)

1972 Tom Mack, G (First Team, AP, UPI, TSN)
Dave Chapple, P (First Team, TSN)
Merlin Olsen, DT (Second Team, UPI)
Isiah Robertson, LB (Second Team, UPI)
Dave Elmendorf, S (Second Team, UPI)
Coy Bacon, DE (Honorable Mention, UPI)
Jack Snow, WR (Honorable Mention, UPI)

1973 Harold Jackson, WR (First Team, AP, UPI, TSN, PFW)
John Hadl, QB (First Team, AP, UPI, TSN, PFW)
Tom Mack, G (First Team, AP, UPI, TSN, PFW)
Merlin Olsen, DT (First Team, AP, UPI, TSN, PFW)
Isiah Robertson, LB (First Team, AP)
Charlie Cowan, T (Second Team, UPI, PFW)
Joe Scibelli, G (Second Team, UPI)
Lawrence McCutcheon, RB (Second Team, UPI, PFW)
Jack Youngblood, DE (Second Team, UPI, PFW)
Fred Dryer, DE (Second Team, PFW)
Jack Reynolds, LB (Honorable Mention, UPI)
Dave Elmendorf, S (Honorable Mention, UPI)

1974 Tom Mack, G (First Team, AP, UPI, TSN, PFW)
Lawrence McCutcheon, RB (First Team, AP, UPI, TSN, PFW)
Jack Youngblood, DE (First Team, AP, UPI, TSN, PFW, NYN)
Larry Brooks, DT (First Team, PFW)
Fred Dryer, DE (Second Team, UPI)
Merlin Olsen, DT (Second Team, UPI)
Isiah Robertson, LB (Second Team, UPI)
Ken Inman, C (Honorable Mention, UPI)

1975 Tom Mack, G (First Team, AP, UPI, TSN, NYN)
Jack Youngblood, DE (First Team, AP, UPI, TSN, PFW, NYN)
Fred Dryer, DE (First Team, PFW)
Isiah Robertson, LB (First Team, AP, UPI, PFW)
Dave Elmendorf, SS (First Team, AP, NYN)
Lawrence McCutcheon, RB (Second Team, UPI)
Merlin Olsen, DT (Second Team, UPI)
Harold Jackson, WR (Honorable Mention, UPI)
Charlie Cowan, T (Honorable Mention, UPI)
Joe Scibelli, G (Honorable Mention, UPI)
Jack Reynolds, LB (Honorable Mention, UPI)

1976 Jack Youngblood, DE (First Team, AP, UPI, TSN, PFW, NYN)
Isiah Robertson, LB (First Team, AP, UPI, TSN, PFW)
Monte Jackson, CB (First Team, AP, UPI, TSN, PFW, NYN)
Cullen Bryant, KR (First Team, PFW)
Harold Jackson, WR (Second Team, UPI)
Tom Mack, G (Second Team, UPI)
Lawrence McCutcheon, RB (Second Team, UPI)
Larry Brooks, DT (Second Team, UPI)
Dave Elmendorf, SS (Second Team, UPI)
Ron Jessie, WR (Honorable Mention, UPI)

1977 Harold Jackson, WR (First Team, UPI, TSN, NYN)
Tom Mack, G (First Team, UPI, TSN, PFW)
Lawrence McCutcheon, RB (First Team, UPI)
Larry Brooks, DT (First Team, TSN, NYN)
Isiah Robertson, LB (First Team, UPI, TSN, PFW)
Monte Jackson, CB (First Team, UPI, TSN, PFW, NYN)
Bill Simpson, FS (First Team, TSN)
Pat Haden, QB (Second Team, UPI)
Pat Thomas, CB (Honorable Mention, UPI)
Rich Saul, C (Honorable Mention, UPI)

ALL-TIME HONORS



1978	Doug France, T (First Team, TSN, PFW) Dennis Harrah, G (First Team, UPI, PFW) Tom Mack, G (First Team, TSN) Jack Youngblood, DE (First Team, UPI, TSN, PFW, NYN) Larry Brooks, DT (First Team, UPI, TSN, PFW) Jim Youngblood, LB (First Team, UPI, NYN) Pat Thomas, CB (First Team, UPI, PFW, NYN) Rod Perry, CB (First Team, TSN, NYN) Bill Simpson, FS (First Team, PFW) Frank Corral, K (First Team, UPI, TSN, PFW) Jackie Wallace, PR (First Team, PFW, NYN)	1986	Jackie Slater, T (First Team, UPI, PFW, FN) Dennis Harrah, G (First Team, UPI, PFW) Doug Smith, C (First Team, FN) Eric Dickerson, RB (First Team, UPI, PFW, FN) LeRoy Irvin, CB (First Team, UPI) Jerry Gray, CB (First Team, UPI, PFW, FN) Vince Newsome, SS (Second Team, UPI) Carl Ekern, LB (Second Team, UPI) Mark Jerue, LB (Second Team, UPI)
1979	Dennis Harrah, G (First Team, PFW, NYN) Rich Saul, C (First Team, PFW, NYN) Jack Youngblood, DE (First Team, UPI, TSN, PFW, NYN) Jack Reynolds, MLB (First Team, TSN) Jim Youngblood, LB (First Team, TSN, NYN) Doug France, T (Second Team, UPI) Larry Brooks, DT (Second Team, UPI) Dave Elmendorf, SS (Honorable Mention, UPI) Nolan Cromwell, FS (Honorable Mention, UPI)	1987	Jackie Slater, T (First Team, UPI, PFW, FN) Tom Newberry, G (First Team, UPI, PFW) Charles White, RB (First Team, UPI, PFW, FN) Jerry Gray, CB (First Team, PFW) Dennis Harrah, G (Second Team, UPI)
1980	Doug France, T (First Team, PFW) Kent Hill, G (First Team, UPI, PFW, NYN) Rich Saul, C (First Team, SI) Jack Youngblood, DE (First Team, UPI, NYN) Pat Thomas, CB (First Team, UPI, PFW, NYN) Nolan Cromwell, FS (First Team, UPI, PFW) Dennis Harrah, G (Second Team, UPI) Larry Brooks, DT (Second Team, UPI) (First Team, NYN) Jack Reynolds, MLB (Second Team, UPI) Rod Perry, CB (Second Team, UPI) (First Team, NYN) Vince Ferragamo, QB (Honorable Mention, UPI)	1988	Henry Ellard, WR (First Team, UPI, PFW) Jackie Slater, T (First Team, PFW) Tom Newberry, G (First Team, PFW, UPI, FN) Jerry Gray, CB (First Team, PFW) Robert Delpino, ST (First Team, PFW) Jim Everett, QB (Second Team, UPI)
1981	Nolan Cromwell, FS (First Team, PFW, NYN) LeRoy Irvin, CB (First Team, PFW) Rod Perry, CB (First Team, NYN) Rich Saul, C (First Team, NYN) Jack Youngblood, DE (First Team, NYN)	1989	Henry Ellard, WR (First Team, FN) Jackie Slater, T (First Team, PFW) Tom Newberry, G (First Team, UPI, PFW, FN) Doug Smith, C (First Team, FN) Jerry Gray, CB (First Team, PFW, FN) Kevin Greene, LB (Second Team, UPI)
1982	Kent Hill, G (First Team, UPI) Nolan Cromwell, FS (First Team, UPI)	1990	Jackie Slater, T (First Team, PFW) Tom Newberry, G (Second Team, UPI)
1983	Jackie Slater, T (First Team, UPI) Kent Hill, G (First Team, PFW, UPI) Eric Dickerson, RB (First Team, UPI, PFW) Nolan Cromwell, SS (First Team, PFW) Johnnie Johnson, FS (Second Team, UPI) Mike Barber, TE (Second Team, UPI) Jim Collins, LB (Second Team, UPI)	1993	Jerome Bettis, RB (First Team, UPI, PFW, FN) Sean Gilbert, DT (First Team, UPI, PFW, FN)
1984	Bill Bain, T (First Team, PFW) Eric Dickerson, RB (First Team, UPI, PFW) Jim Collins, LB (First Team, PFW) Henry Ellard, KR (First Team, PFW) Dennis Harrah, G (Second Team, UPI) Kent Hill, G (Second Team, UPI) Jack Youngblood, DE (Second Team, UPI)	1994	Sean Landeta, P (Second Team, UPI)
1985	Jackie Slater, T (First Team, FN) Dennis Harrah, G (First Team, UPI) Jim Collins, LB (First Team, FN) Gary Green, CB (First Team, FN) Dale Hatcher, P (First Team, UPI, FN) Ron Brown, KR (First Team, FN) Henry Ellard, WR (First Team, FN) Kent Hill, G (Second Team, UPI) LeRoy Irvin, CB (Second Team, UPI)	1996	Isaac Bruce, WR (Second Team, UPI)
		1999	Kurt Warner, QB (First Team, PFW, FN) Marshall Faulk, RB (First Team, PFW, FN) Isaac Bruce, WR (First Team, PFW, FN) Orlando Pace, T (First Team, FN) Tony Horne, KR (First Team, PFW, FN) Kevin Carter, DE (First Team, PFW, FN) Todd Lyght, CB (First Team, PFW, FN)
		2000	Marshall Faulk, RB (First Team, PFW, FN) Orlando Pace, T (First Team, PFW, FN)
		2001	Kurt Warner, QB (First Team, FD, PFW) Marshall Faulk, RB (First Team, FD, PFW) Orlando Pace, T (First Team, FD, PFW) Aeneas Williams, CB (First Team, FD, PFW)
		2003	Torry Holt, WR (First Team PFW) Orlando Pace, T (First Team PFW) Leonard Little, DE (First Team PFW) Jeff Wilkins, K (First Team PFW)
		2005	Orlando Pace, T (First Team PFW)
		2006	Steven Jackson, RB (First Team PFW/PFWA)
		2008	Donnie Jones, P (First Team PFWA)
		2009	Steven Jackson, RB (First Team PFWA)
		2013	Robert Quinn, DE (First Team PFWA) Johnny Hekker, P (First Team PFWA)
		2014	Johnny Hekker, P (First Team PFWA)
		2015	Aaron Donald, DT (First Team PFWA) Johnny Hekker, P (First Team PFWA)

ALL-TIME HONORS



BERT BELL TROPHY

(NFL Most Valuable Player presented by Philadelphia Maxwell Club)

1969	Roman Gabriel, QB
1974	Merlin Olsen, DT
1999	Kurt Warner, QB
2001	Marshall Faulk, RB

EARLE (GREASY) NEALE TROPHY

(NFL Coach of the Year, presented by Philadelphia Maxwell Club)

1999	Dick Vermeil
2003	Dick Vermeil

ESPY AWARDS

(ESPN's Pro Football Player of the Year)

1999	Kurt Warner, QB
2000	Marshall Faulk, RB
2001	Marshall Faulk, RB
(ESPN's Breakthrough Athlete of the Year)	
1999	Kurt Warner, QB
(ESPN's Arthur Ashe Award)	
2014	Michael Sam, DE

EXECUTIVE OF THE YEAR

2001	Charley Arney, General Manager (PFW, PFWA)
------	--

GEORGE HALAS AWARD

1986	Gary Jeter, DE (PFW, PFWA)
------	----------------------------

GOLDEN TOE AWARD

1973	David Ray, K
1978	Frank Corral, K

JOE F. CARR TROPHY

(Official NFL Most Valuable Player)

1939	Parker Hall, QB/HB
1945	Bob Waterfield, QB

MILLER LITE AWARD

(NFL Player of the Year)

1999	Kurt Warner, QB
2000	Marshall Faulk, RB
2001	Marshall Faulk, RB

NFC ASSISTANT COACH OF THE YEAR

1999	Mike Martz (USA)
------	------------------

NFC COACH OF THE YEAR

1973	Chuck Knox (UPI, PFW, KCC, FN)
1983	John Robinson (UPI, FN)
1999	Dick Vermeil (USA)

NFC DEFENSIVE BACK OF THE YEAR

1989	Jerry Gray, CB (NFLPA)
------	------------------------

NFC DEFENSIVE LINEMAN OF THE YEAR

1973	Merlin Olsen, DT (NFLPA)
------	--------------------------

NFC DEFENSIVE PLAYER OF THE YEAR

1975	Jack Youngblood, DE (KCC)
1976	Jack Youngblood, DE (KCC)
1980	Nolan Cromwell, FS (KCC)

NFC OFFENSIVE LINEMAN OF THE YEAR

1970	Bob Brown, T (NFLPA)
1979	Doug France, T (NFLPA)
1983	Jackie Slater, T (NFLPA)
1986	Jackie Slater, T (NFLPA)
1987	Jackie Slater, T (NFLPA)
1989	Jackie Slater, T (NFLPA)

NFC OFFENSIVE PLAYER OF THE YEAR

1973	John Hadl, QB (KCC)
1983	Eric Dickerson, RB (UPI)
1984	Eric Dickerson, RB (UPI, KCC)
1986	Eric Dickerson, RB (UPI)
1999	Marshall Faulk, RB (FN)
2001	Marshall Faulk, RB (FN)

NFC LINEBACKER OF THE YEAR

1974	Isiah Robertson (NFLPA)
1975	Isiah Robertson (NFLPA)
1977	Isiah Robertson (NFLPA)

NFC PLAYER OF THE YEAR

1973	John Hadl, QB (UPI, TSN)
1984	Eric Dickerson, RB (NFLPA)
1999	Marshall Faulk, RB (FN)

NFC ROOKIE OF THE YEAR

1983	Eric Dickerson, RB (UPI)
1993	Jerome Bettis, RB (UPI)

NFL ALL-DECADE TEAMS

(Chosen by Hall of Fame Selection Committee)

1940's	Jim Benton, E
	Bob Waterfield, QB
1950's	Tom Fears, E
	Elroy Hirsch, HB/E
	Norm Van Brocklin, QB/P
	Dick Lane, DB
1960's	David Jones, DE
	Merlin Olsen, DT
	Eddie Meador, DB
1970's	Jack Youngblood, DE (First Team)
	Merlin Olsen, DT (Second Team)
1980's	Eric Dickerson, RB (First Team)
	Nolan Cromwell, S (Second Team)
1990's	LB Kevin Green, LB (First Team)
	Sean Landeta, P (Second Team)
2000's	Torry Holt, WR (Second Team)
	Orlando Pace, T (Second Team)
	La'Roi Glover, DT (Second Team)
	Dante Hall, PR (First Team)
	Dante Hall, KR (Second Team)

NFL ALL-PRO

1937	Johnny Drake, FB (Second Team, UPI, NYN)
	Ted Livingston, T (Honorable Mention, NFL)
	Ookie Miller, G (Honorable Mention, NFL)
	Chuck Cherundolo, C (Honorable Mention, NFL)
1938	Johnny Drake, FB (Second Team, NFL, NYDM)
	Jim Benton, E (Honorable Mention, NFL, PFWA)
	Chuck Cherundolo, C (Honorable Mention, NFL, PFWA)

ALL-TIME HONORS



1939 Parker Hall, QB (First Team, UPI, INS, NYN),
HB (First Team, PFWA)
Johnny Drake, HB (Second Team, NFL, UPI,
PFWA, NYN)
Jim Benton, E (Second Team, NFL)
Chet Adams, T (Honorable Mention, NFL)
Bill Conkwright, C (Honorable Mention, PFWA)
Vic Spadacinni, QB (Honorable Mention, NFL, PFWA)

1940 Johnny Drake, FB (First Team, NFL, AP, UPI, NYN)
Parker Hall, QB (Second Team, UPI)
Berney McGarry, G (Honorable Mention, AP)
Chet Adams, T (Second Team, INS, NYN)

1941 Riley Matheson, G (First Team, AP)
Chet Adams, T (Honorable Mention, AP, UPI)
Parker Hall, HB (Honorable Mention, AP)
Johnny Drake, FB (Honorable Mention, NFL)

1942 Riley Matheson, G (First Team, AP)
Chet Adams, T (Second Team, NFL, AP)
John Hightower, E (Honorable Mention, NFL)
Dante Magnani, HB (Second Team, NFL)

1944 Riley Matheson, G (First Team, AP, UPI, NYN)
Jim Benton, E (Second Team, UPI, NYN)
Steve Pritko, E (Honorable Mention, AP)

1945 Bob Waterfield, QB (First Team, AP, UPI-HB, NYN)
Riley Matheson, G (First Team, AP, UPI, NYN)
Jim Benton, E (First Team, AP, NYN)
Eberle Schultz, T (First Team, INS)
Jim Gillette, HB (First Team, INS)
Mike Scarry, C (Second Team, UPI)
Fred Gehrke, HB (Second Team, UPI, INS)

1946 Jim Benton, E (First Team, AP, UPI, NYN, WP)
Riley Matheson, G (First Team, AP, UPI, NYN, WP)
Bob Waterfield, QB (First Team, AP, UPI, WP)
Gil Bouley, T (Second Team, WP)

1947 Dick Huffman, T (First Team, AP)
Riley Matheson, G (First Team, AP, NYN)
Jim Benton, E (Honorable Mention, UPI)
Roger Eason, G (Honorable Mention, UPI)
Bob Waterfield, QB (Honorable Mention, AP)
Gil Bouley, T (First Team, HA)

1948 Dick Huffman, T (First Team, AP, TSN, UPI, NYN)
Fred Naumetz, C (First Team, INS)
Tom Fears, E (Second Team, UPI, NYN)
Milan Lazetich, MG (First Team, HA)
Gil Bouley, T (First Team, HA)

1949 Tom Fears, E (First Team, UPI, NYN, CO)
Dick Huffman, T (First Team, AP, UPI,
NYN, INS-DT, CO-DT)
Fred Naumetz, C (First Team, AP, UPI, NYN)
Bob Waterfield, QB (First Team, AP, UPI, CO)
Milan Lazetich, G (First Team, INS)
Dick Hoerner, FB (First Team, CO)
Jack Martin, C (Honorable Mention, UPI)

1950 Tom Fears, E (First Team, AP, UPI, NYN)
Dick Huffman, T (First Team, NYN-OT)
Dick Reinhard, T (First Team, NYN-DT)
Fred Naumetz, C (Second Team, NYN)
Bob Waterfield, QB (Second Team, AP)
Dick Hoerner, FB (Second Team, AP, NYN)
Larry Brink, DE (Honorable Mention, AP)
Milan Lazetich, G (Honorable Mention, AP)
Norm Van Brocklin, QB (Honorable Mention, AP, UPI)
Glen Davis, HB (Honorable Mention, AP, UPI)
Paul Berry, HB (Honorable Mention, AP)

1951 Larry Brink, DE (First Team, AP, NYN)
Elroy Hirsch, E (First Team, AP, UPI, NYN)
Dan Towler, FB (First Team, UPI, NYN)
Stan West, MG (First Team, NYN)
Tank Younger, LB (First Team, AP)
Tom Fears, E (Second Team, NYN)
Woodley Lewis, DB (Second Team, UPI)
Bob Waterfield, QB (Second Team, UPI, NYN)

1952 Dan Towler, HB (First Team, AP, UPI)
Larry Brink, DE (First Team, UPI)
Stan West, MG (First Team, AP, UPI, NYN)
Herb Rich, DB (First Team, AP, NYN)
Elroy Hirsch, E (Second Team, UPI, NYN)
Norm Van Brocklin, QB (Second Team, UPI)
Andy Robustelli, DE (Second Team, NYN)
Tank Younger, FB (Second Team, UPI)
Dick Lane, DB (Honorable Mention, AP)
Leon McLaughlin, C (Honorable Mention, UPI)
Bob Waterfield, QB (Honorable Mention, UPI)
Dick Daugherty, MB (Honorable Mention, UPI)
Don Paul, LB (Honorable Mention, AP, UPI)

1953 Elroy Hirsch, E (First Team, AP)
Dan Towler, HB (First Team, UPI)
Andy Robustelli, DE (First Team, AP)
Don Paul, LB (First Team, AP)
Bud McFaddin, G (Second Team, UPI)
Larry Brink, DE (Second Team, NYN)
Woodley Lewis, DB (Second Team, UPI)
Tom Dahms, T (Honorable Mention, AP, UPI)
John Hock, G (Honorable Mention, AP)
Norm Van Brocklin, QB (Honorable Mention, AP)
Skeets Quinlan, HB (Honorable Mention, AP, UPI)
Charlie Toogood, DT (Honorable Mention, AP)
Stan West, MG (Honorable Mention, AP, UPI)
Dick Lane, DB (Honorable Mention, UPI)

1954 Bob Boyd, E (First Team, AP, NYN)
Duane Putnam, G (Second Team, AP)
Norm Van Brocklin, QB (Second Team, TSN, NYN)
Tank Younger, FB (Second Team, AP, UPI)
Dan Towler, HB (Second Team, AP)
Andy Robustelli, DE (Second Team, AP, UPI, NYN)
Don Paul, LB (Second Team, AP)
Leon McLaughlin (Honorable Mention, AP)
Skeets Quinlan, HB (Honorable Mention, UPI)
Les Richter, LB (Honorable Mention, UPI)

1955 Duane Putnam, G (First Team, AP, NEA,
TSN, NYN)
Norm Van Brocklin, QB (First Team, TSN)
Ron Waller, HB (First Team, UPI)
Andy Robustelli, DE (First Team, AP, TSN, NYN)
Les Richter, LB (First Team, NYN)
Will Sherman, DB (First Team, AP, UPI,
NEA, TSN, NYN)
Bud McFaddin, DT (Second Team, NEA)
Tom Fears, E (Honorable Mention, AP)
Charlie Toogood, T (Honorable Mention, AP)
Bob Cross, T (Honorable Mention, AP)
Leon McLaughlin, C (Honorable Mention)
Tank Younger, FB (Honorable Mention, AP)
Tom McCormack, HB (Honorable Mention, AP)

1956 Duane Putnam, G (First Team, NEA, NYN)
Les Richter, MLB (First Team, AP, NYN)
Elroy Hirsch, E (Second Team, NYN)
Ron Waller, HB (Second Team, NEA)
Bud McFaddin, DT (Second Team, NEA, NYN)
Will Sherman, DB (Second Team, NEA)

1957 Duane Putnam, G (First Team, AP, UPI, NEA, NYN)
Tom Wilson, HB (Second Team, AP, UPI, NYN)
Les Richter, MLB (Second Team, AP, UPI)
Dick Daugherty, LB (Second Team, NYN)

ALL-TIME HONORS



1958	Del Shofner, E (First Team, AP, UPI, NEA, NYN) Duane Putnam, G (First Team, AP, UPI, NEA, NYN) Jon Arnett, HB (First Team, AP, UPI, NEA, NYN) Les Richter, MLB (Second Team, AP, UPI, NEA, NYN) Will Sherman, DB (Second Team, AP, UPI, NEA, NYN)	Charlie Cowan, T (Second Team, AP, NYN) Tom Mack, G (Second Team, UPI, NEA) Roman Gabriel, QB (Second Team, NYN) Maxie Baughan, LB (Second Team, AP, NYN)
1959	Del Shofner, E (First Team, AP, UPI, NEA, NYN) Duane Putnam, G (First Team, NEA) Ollie Matson, FB (Second Team, UPI) Lou Michaels, DE/K (Second Team, AP) Jon Arnett, HB (Honorable Mention, UPI)	1969 Bob Brown, T (First Team, HOF, PFW, PFWA, NEA, AP, UPI, FN, NYN) Charlie Cowan, T (First Team, SI) Tom Mack, G (First Team, HOF, UPI, NEA) Roman Gabriel, QB (First Team, HOF, AP, UPI, PFW, NYN, SI) David Jones, DE (First Team, HOF, PFW, PFWA, NEA, AP, UPI, FN, SI, NYN) Merlin Olsen, DT (First Team, HOF, PFW, PFWA, NEA, AP, UPI, FN, SI, NYN) Ed Meador, S (First Team, AP, UPI, PFW) Ken Inman, C (Second Team, NYN) Maxie Baughan, LB (Second Team, AP, PFW) Bruce Gossett, K (Second Team, PFW)
1960	Jim Phillips, E (Second Team, AP, UPI) Art Hunter, C (Second Team, AP, UPI, NEA) Gene Brito, DE (Second Team, UPI) Les Richter, MLB (Second Team, AP) Ed Meador, CB (Second Team, AP) John LoVetere, DT (Honorable Mention, UPI) Jack Pardee, LB (Honorable Mention, UPI)	1970 Bob Brown, T (First Team, AP, PFWA, NEA, PFW) Tom Mack, G (First Team, FN) David Jones, DE (First Team, FN, PFW, NYP) Merlin Olsen, DT (First Team, AP, PFWA, NEA, PFW)
1961	Jim Phillips, E (First Team, AP, UPI, NYN) Jon Arnett, HB (Second Team, UPI, NYN)	1971 Tom Mack, G (First Team, NEA) Isiah Robertson, LB (First Team, NYP) Coy Bacon, DE (Second Team, NEA) Merlin Olsen, DT (Second Team, UPI)
1962	Dick Bass, FB (First Team, UPI, FN) Marlin McKeever, LB (Honorable Mention, UPI) Ed Meador, CB (Honorable Mention, UPI, NEA)	1972 Tom Mack, G (First Team, NYP) Coy Bacon, DE (First Team, FN) Isiah Robertson, LB (Second Team, FN) Dave Chapple, P (Second Team, PFWA)
1963	Merlin Olsen, DT (First Team, FN) Jack Pardee, LB (First Team, AP) Rosey Grier, DT (Second Team, NEA) Ed Meador, CB/S (Second Team, NEA) Dick Bass, FB (Honorable Mention, AP) Frank Verrichione, T (Honorable Mention, AP)	1973 Harold Jackson, WR (First Team, AP, PFWA, NEA, FN, NYP, PFW) Joe Scibelli, G (First Team, NEA) Tom Mack, G (First Team, PFW) John Hadl, QB (First Team, AP, PFWA, FN, PFW) Jack Youngblood, DE (First Team, NYP) Isiah Robertson, LB (First Team, AP, PFWA, FN, NYP) Charlie Cowan, T (Second Team, AP, PFWA) Lawrence McCutcheon, RB (Second Team, NEA, FN) Fred Dryer, DE (Second Team, PFW) Merlin Olsen, DT (Second Team, AP, FN)
1964	Merlin Olsen, DT (First Team, NEA, FN) David Jones, DE (Second Team, AP, UPI, NEA, NYN) Marlin McKeever, TE (Honorable Mention, UPI) Frank Verrichione, T (Honorable Mention, UPI)	1974 Tom Mack, G (First Team, PFWA, FN, PFW) Lawrence McCutcheon, RB (First Team, NEA, FN, NYP) Jack Youngblood, DE (First Team, AP, PFWA) Fred Dryer, DE (First Team, NEA) Isiah Robertson, LB (First Team, FN) Dave Elmendorf, SS (First Team, NYP) Merlin Olsen, DT (Second Team, AP) Larry Brooks, DT (Second Team, NEA)
1965	David Jones, DE (First Team, AP, UPI, NEA, NYN, FN) Merlin Olsen, DT (First Team, FN) Tommy McDonald, FL (Honorable Mention, UPI) Rosey Grier, DT (Honorable Mention, UPI) Dan Currie, LB (Honorable Mention, UPI) Ed Meador, S (Honorable Mention, UPI)	1975 Tom Mack, G (First Team, FN) Jack Youngblood, DE (First Team, AP, PFWA, NEA, FN, PFW, NYP) Isiah Robertson, LB (First Team, NEA, PFW) Merlin Olsen, DT (Second Team, FN) Dave Elmendorf, SS (Second Team, AP, NEA) Tom Dempsey, K (Second Team, FN)
1966	David Jones, DE (First Team, AP, UPI, NEA, PFWA, NYN, FN) Merlin Olsen, DT (First Team, AP, UPI, NEA, PFWA, NYN, FN) Maxie Baughan, LB (First Team, NEA) Tom Mack, G (Second Team, FN) Dick Bass, FB (Second Team, AP, UPI, NYN) Irv Cross, CB (Honorable Mention, UPI) Ed Meador, S (Honorable Mention, UPI)	1976 Jack Youngblood, DE (First Team, AP, PFWA, NEA, FN, PFW, NYP) Monte Jackson, CB (First Team, AP, PFWA, NEA, FN, PFW, NYN, NYP) Isiah Robertson, LB (First Team, AP; Second Team, PFWA)
1967	Charlie Cowan, T (First Team, FN) David Jones, DE (First Team, AP, UPI, NEA, PFWA, NYN, FN) Merlin Olsen, DT (First Team, AP, UPI, NEA, PFWA, NYN, FN) Maxie Baughan, LB (First Team, UPI, NYN, FN) Ed Meador, S (First Team, UPI, NEA, PFWA, FN) Tom Mack, G (Second Team, FN) Roman Gabriel, QB (Second Team, FN) Les Josephson, RB (Second Team, FN) Roger Brown, DT (Second Team, FN) Joe Scibelli, G (Honorable Mention, UPI) Irv Cross, CB (Honorable Mention, UPI) Bernie Casey, FL (Honorable Mention, UPI) Billy Truax, TE (Honorable Mention, UPI)	1977 Larry Brooks, DT (First Team, PFWA, NYP) Monte Jackson, CB (First Team, PFWA) Jack Youngblood, DE (First Team, NYN) Isiah Robertson, LB (First Team, CPFN) Harold Jackson, WR (Second Team, NEA)
1968	David Jones, DE (First Team, PFW, PFWA) Merlin Olsen, DT (First Team, PFW, PFWA) Ed Meador, S (First Team, AP)	

ALL-TIME HONORS



- 1978** Dennis Harrah, G (First Team, CPFN)
Jack Youngblood, DE (First Team, AP, PFWA, NEA, CPFN, PFW, NYN)
Jim Youngblood, LB (First Team, NYP, NYN)
Pat Thomas, CB (First Team, NYP, NYN)
Frank Corral, K (First Team, PFWA, NEA, CPFN, PFW)
Doug France, T (Second Team, AP, NEA)
Larry Brooks, T (Second Team, AP, NEA)
- 1979** Jack Youngblood, DE (First Team, AP, PFWA, NEA, PFW, NYN)
Larry Brooks, DT (First Team, AP)
Jim Youngblood, LB (Second Team, AP)
- 1980** Kent Hill, G (First Team, PFW)
Rich Saul, C (First Team, SI)
Pat Thomas, CB (First Team, AP, SI)
Nolan Cromwell, FS (First Team, AP, PFWA, NEA, TSN, FD, PFW, SI, CPFN, NYN)
Jack Youngblood, DE (Second Team, NEA, TSN)
- 1981** Nolan Cromwell, FS (First Team, AP, PFWA, NEA, TSN, PFW, SI, NYN)
LeRoy Irvin, PR (First Team, AP, PFWA, TSN, PFW)
Rod Perry, CB (First Team, NYN)
Rich Saul, C (Second Team, NEA)
- 1982** Nolan Cromwell, FS (First Team, AP, PFWA, FD)
LeRoy Irvin, PR (First Team, PFWA)
- 1983** Jackie Slater, T (First Team, NFL Films)
Kent Hill, G (First Team, TSN)
Eric Dickerson, RB (First Team, AP, PFWA, NEA, TSN, PFW, CPFN, FD, SI, NFL Films)
Nolan Cromwell, SS (First Team, FD)
Johnnie Johnson, FS (First Team, NEA)
- 1984** Bill Bain, T (First Team, NFL Films, PFW)
Eric Dickerson, RB (First Team, AP, PFWA, NEA, TSN, PFW, CPFN, FD, SI, NFL Films)
Jim Collins, LB (First Team, SI, PFW)
Henry Ellard, WR (First Team, AP, TSN, FD)
Kent Hill, G (Second Team, CPFN)
Gary Green, CB (Second Team, NEA)
- 1985** Jim Collins, LB (First Team, TSN)
LeRoy Irvin, CB (First Team, USA Today)
Vince Newsome, Nickel Back (First Team, SI)
Dale Hatcher, P (First Team, AP, TSN, FD, USA Today, SI)
Ron Brown, KR (First Team, AP, TSN, FD)
Henry Ellard, WR (First Team, TSN)
Gary Green, CB (Second Team, FD)
Kent Hill, G (Second Team, AP, FD)
Eric Dickerson, G (Honorable Mention, AP)
- 1986** Jackie Slater, T (First Team, SI)
Dennis Harrah, G (First Team, AP, PFWA, TSN, FD, NFL Films, PFW, CPFN)
Eric Dickerson, RB (First Team, AP, PFWA, NEA, TSN, FD, USA Today, SI, NFL Films, PFW, CPFN)
LeRoy Irvin, CB (First Team, AP, PFWA, TSN, FD, NFL Films)
Jerry Gray, CB (Second Team, AP)
Nolan Cromwell, FS (Honorable Mention, AP)
Mel Owens, LB (Honorable Mention, AP)
Doug Smith, C (Honorable Mention, AP)
- 1987** Jackie Slater, T (First Team, NEA)
Tom Newberry, G (First Team, USA Today, SI)
Charles White, RB (First Team, AP, PFWA, TSN, CPFN, FD, NFL Films, PFW)
Ron Brown, KR (First Team, CPFN)
Dale Hatcher, P (Second Team, CPFN)
Jerry Gray, CB (Second Team, NEA)
- 1988** Henry Ellard, WR (First Team, AP, PFWA, NEA, TSN, CPFN, SI, NFL Films, PFW)
Jackie Slater, T (First Team, NFL Films, PFW)
Irv Pankey, T (First Team, NEA)
Tom Newberry, G (First Team, AP, PFWA, TSN, CPFN, USA Today, NFL Films, PFW)
LeRoy Irvin, CB (First Team, SI)
Jim Everett, QB (Second Team, CPFN)
Jerry Gray, CB (Second Team, NEA)
Doug Smith, C (Honorable Mention, PFW)
- 1989** Jackie Slater, T (First Team, NEA, CPFN, FD)
Tom Newberry, G (First Team, AP, PFWA, TSN, USA, PFW)
Kevin Greene, LB (First Team, NEA, TSN, USA Today)
Jerry Gray, CB (First Team, PFWA, CPFN)
Mike Lansford, K (First Team, TSN)
Jim Everett, QB (Second Team, NEA, CPFN)
- 1990** Henry Ellard, WR (Honorable Mention, AP)
Jackie Slater, T (Honorable Mention, AP)
Tom Newberry, G (Honorable Mention, AP)
Doug Smith, C (Honorable Mention, AP)
Alvin Wright, NT (Honorable Mention, AP)
Kevin Greene, LB (Honorable Mention, AP)
- 1991** Robert Delpino, Receiver-Back (First Team, SI)
- 1992** Kevin Greene, LB (First Team, SI)
Jackie Slater, T (Honorable Mention, AP)
- 1993** Jerome Bettis, RB (First Team, AP, PFWA, CPFN)
Sean Gilbert, DT (First Team, CPFN)
- 1994** Sean Landeta, P (Honorable Mention, AP)
- 1995** Isaac Bruce, WR (First Team, SI)
Sean Landeta, P (First Team, USA Today)
- 1996** D'Marco Farr, DT (SI)
Eddie Kennison, PR (Second Team, CPFN, FD)
- 1999** Kurt Warner, QB (First Team, AP, CPFN, FD, SI, PFW, TSN, USA)
Marshall Faulk, RB (First Team, AP, SI, PFW, CPFN, TSN, FD, USA)
Isaac Bruce, WR (First Team, CPFN, TSN, USA; Second Team, AP, FD)
Orlando Pace, T (First Team, AP, PFW, TSN, USA; Second Team, CPFN, FD)
Kevin Carter, DE (First Team, AP, PFW, CPFN, TSN, FD, USA)
Tony Horne, KR (First Team, CPFN, PFW, SI, TSN, USA; Second Team, AP, FD)
Az-Zahir Hakim, PR (First Team, CPFN, USA (3rd Down Specialist))
London Fletcher, LB (Second Team, FD)
Todd Lyght, CB (Second Team, AP, CPFN, FD)
Adam Timmerman, G (Second Team, CPFN, FD)
- 2000** Marshall Faulk, RB (First Team, AP, CPFN, FD, FN, SI, PFW, SN, USA)
Az-Zahir Hakim, PR (First Team, PFW, TSN; Second Team, CPFN, FD)
Tom Nütten, G (First Team, USA)
Orlando Pace, T (First Team, CPFN, FN, PFW, SN; Second Team, AP)
- 2001** Kurt Warner, QB (First Team, AP, CPFN, FD, SI, PFW, TSN)
Marshall Faulk, RB (First Team, AP, CPFN, FD, SI, PFW, TSN)
Orlando Pace, T (First Team, AP, CPFN, PFW, TSN; Second Team, FD)
Aeneas Williams, CB (First Team, AP, FD,

ALL-TIME HONORS



PFW, TSN; Second Team, CPFN)
Adam Timmerman, G (Second Team, AP, FD)
Ernie Conwell, TE (Second Team, FD)
Grant Wistrom, DE (Second Team, FD)

- 2003** Torry Holt, WR (First Team AP, SI, PFW, FD, TSN)
Orlando Pace, T (First Team AP, TSN)
Leonard Little, DE (First Team AP, PFW)
Jeff Wilkins, K (Second Team AP)
- 2004** Orlando Pace, T (TSN)
- 2008** Donnie Jones, P (Second Team AP)
- 2009** Steven Jackson, RB (Second Team AP)
Donnie Jones, P (Second Team AP)
- 2013** Robert Quinn, DE (First Team AP, PFWA)
Johnny Hekker, P (First Team AP)
- 2014** Johnny Hekker, P (Second Team AP)
- 2015** Aaron Donald, DT (First Team AP, PFWA, SN)
Todd Gurley, RB (Second Team AP)
Johnny Hekker, P (First Team AP, PFWA, SN)

NFL ALL-ROOKIE

- 1971** Dave Elmendorf, S (UPI, FD)
Jack Youngblood, DE (FD)
Isiah Robertson, LB (AP, UPI, PFW, FD)
- 1972** Jim Bertleson, RB (UPI, PFW, FD)
- 1973** Lawrence McCutcheon, RB (UPI)
- 1974** Bill Simpson, S (PFWA)
- 1975** Doug France, T (PFWA)
Monte Jackson, CB (UPI, FD)
- 1976** Pat Haden, QB (FD)
Rusty Jackson, P (PFWA)
- 1977** Billy Waddy, WR (UPI, PFW, PFWA, FD)
Rafael Septien, K (UPI, PFW, PFWA, FD)
Bob Brudzinski, LB (AP, UPI, PFW, PFWA)
- 1978** Frank Corral, K (UPI, PFW, PFWA, FD)
- 1980** Johnnie Johnson, S (UPI, PFW, FD, PFWA)
- 1983** Eric Dickerson, RB (UPI, PFW, FD, PFWA)
- 1985** Dieter Brock, QB (UPI, FD, PFWA)
Dale Hatcher, P (UPI, PFWA)
- 1986** Tom Newberry, G (UPI, PFWA, PFW)
Jim Everett, QB (UPI, PFWA, PFW)
- 1988** Fred Strickland, LB (PFW)
- 1989** Bill Hawkins, DE (PFWA, PFW)
Frank Stams, LB (FD)
- 1990** Pat Terrell, S (FN)
- 1992** Sean Gilbert, DT (PFWA)
- 1993** Jerome Bettis, RB (PFWA, CPFN)
- 1994** Wayne Gandy, T (CPFN)
Keith Lyle, S (PFW)
- 1995** Kevin Carter, DE (FN, CPFN)

- 1996** Tony Banks, QB (CPFN, FN, PFW)
Eddie Kennison, WR (CPFN, PFW)
Eddie Kennison, PR (CPFN, FD, PFW)

- 1999** Torry Holt, WR (PFW, FN, FD)
- 2001** Adam Archuleta, S (FD, PFW)
Tommy Polley, LB (FD, PFW)
- 2003** Pisa Tinoisamoa, LB (PFW)
- 2009** James Laurinaitis, LB (PFW)
- 2010** Sam Bradford, QB (PFW)
Rodger Saffold, T (PFW)
- 2012** Michael Brockers, DT (PFW)
Janoris Jenkins, CB (PFW)
- 2013** Tavon Austin, KR (PFW)
Alec Ogletree, LB (PFW)
- 2014** Aaron Donald, DT (PFW, SI)
Tre Mason, RB (PFW, SI)
E.J. Gaines, CB (PFW)
- 2015** Todd Gurley, RB (PFW)
Rob Havenstein, T (PFW)

NFL ALL-WESTERN CONFERENCE

- 1956** Duane Putnam, G (TSN)
Les Richter, MLB (TSN)
- 1957** Duane Putnam, G (TSN)
Tom Wilson, HB (TSN)
Les Richter, MLB (TSN)
Will Sherman, DB (TSN)
- 1958** Del Shofner, E (TSN)
Duane Putnam, G (TSN)
Jon Arnett, RB (TSN)
Les Richter, MLB (TSN)
Will Sherman, DB (TSN)
- 1959** Del Shofner, E (TSN)
- 1960** Jim Phillips, E (TSN)
- 1961** Jim Phillips, E (TSN)
Ed Meador, DB (TSN)
- 1962** Dick Bass, FB (TSN)
- 1963** Rosey Grier, DT (TSN)
Jack Pardee, LB (TSN)
- 1964** Frank Varrichione, T (TSN)
Merlin Olsen, DT (TSN)
Ed Meador, S (TSN)
Bruce Gossett, K (TSN)
- 1965** Merlin Olsen, DT (TSN)
Ed Meador, DB (TSN)
- 1966** David Jones, DE (TSN)
Merlin Olsen, DT (TSN)
Maxie Baughan, LB (TSN)
Ed Meador, DB (TSN)
Bruce Gossett, K (TSN)
- 1967** David Jones, DE (TSN)
Merlin Olsen, DT (TSN)
Roger Brown, DT (TSN)
Maxie Baughan, LB (TSN)
Ed Meador, S (TSN)

ALL-TIME HONORS



1968 Charlie Cowan, T (TSN)
David Jones, DE (TSN)
Merlin Olsen, DT (TSN)
Maxie Baughan, LB (TSN)
Ed Meador, S (TSN)

1969 Bob Brown, T (TSN)
Tom Mack, G (TSN)
Roman Gabriel, QB (TSN)
David Jones, DE (TSN)
Merlin Olsen, DT (TSN)
Maxie Baughan, LB (TSN)
Ed Meador, S (TSN)

NFL COACH OF THE YEAR

1945 Adam Walsh (NYN)
1952 Hamp Pool (NYN)
1967 George Allen (AP, UPI, TSN)
1973 Chuck Knox (AP, PFWA)
1999 Dick Vermeil
(AP, CPFN, FD, FN, IFA, PFW, PFWA, SI, TSN, NFL Alumni)

NFL COMEBACK PLAYER OF THE YEAR

2003 Aeneas Williams, S (FD)

NFL DEFENSIVE BACK OF THE YEAR

1976 Monte Jackson, CB (FD)
1980 Nolan Cromwell, FS (FD)
1981 Nolan Cromwell, FS (FD)
1983 Nolan Cromwell, SS (FD)

NFL DEFENSIVE LINEMAN OF THE YEAR

1967 David Jones, DE (NFLPA)
1968 David Jones, DE (NFLPA)
1975 Jack Youngblood, DE (PFW)

NFL DEFENSIVE PLAYER OF THE YEAR

1967 David Jones, DE (NEA)
1968 David Jones, DE (NEA)
1975 Jack Youngblood, DE (UPI)
2013 Robert Quinn, DE (PFWA)

NFL KICK RETURNER OF THE YEAR

1984 Henry Ellard (NFL Alumni)
1985 Ron Brown (NFL Alumni)

NFL MOST VALUABLE PLAYER

1999 Kurt Warner, QB (AP, IFA, PFW, PFWA)
2000 Marshall Faulk, RB (AP, PFW, PFWA)
2001 Kurt Warner, QB (AP)
2001 Marshall Faulk, RB (PFW, PFWA)

NFL OFFENSIVE COORDINATOR OF THE YEAR

1999 Mike Martz (FD)

NFL OFFENSIVE LINEMAN OF THE YEAR

1969 Bob Brown, T (NFLPA)

NFL OFFENSIVE PLAYER OF THE YEAR

1969 Roman Gabriel, QB (PFW, KCC)
1986 Eric Dickerson, RB (AP)
1999 Marshall Faulk, RB (AP, CPFN)
Kurt Warner (PFWA)
2000 Marshall Faulk, RB (AP, CPFN)
2001 Marshall Faulk, RB (AP, CPFN)

NFL OFFENSIVE ROOKIE OF THE YEAR

1983 Eric Dickerson, RB (AP, PFW)
1993 Jerome Bettis, RB (AP, PFW)
2010 Sam Bradford, QB (AP, PFWA)
2015 Todd Gurley, RB (AP, PFWA)



Rams RB Todd Gurley receiving the Offensive Rookie of the Year Award at the 5th Annual NFL Honors. Photo courtesy of APimages.com

NFL DEFENSIVE ROOKIE OF THE YEAR

1971 Isiah Robertson, LB (PFWA)
2014 Aaron Donald, DT (PFW, NFL, AP)



Rams DT Aaron Donald receiving the Defensive Rookie of the Year Award at the 4th Annual NFL Honors. Photo courtesy of APimages.com

NFL PLAYER OF THE YEAR

1969 Roman Gabriel, QB (AP, UPI, TSN, NEA)
1999 Kurt Warner, QB (FD, SI, TSN)
2000 Marshall Faulk, RB (FD, SI, TSN)
2001 Kurt Warner, QB (FD)
2001 Marshall Faulk, RB (SI, TSN)

NFL QUARTERBACK OF THE YEAR

1999 Kurt Warner (IFA, NFL Alumni, NQC)

NFL ROOKIE OF THE MONTH

1996 Eddie Kennison, WR (Oct.)
2010 Sam Bradford, QB (Oct., Nov.)
2016 Todd Gurley, RB (Oct.)

NFL ROOKIE OF THE YEAR

1971 Isiah Robertson, LB (PFW)
1983 Eric Dickerson, RB (NEA, PFWA, CPFN, FN, PFW)
1993 Jerome Bettis, RB (TSN, UPI)
2016 Todd Gurley, RB (AP, PFWA)

NFL RUNNING BACK OF THE YEAR

1983 Eric Dickerson (FD, NFL Alumni)
1984 Eric Dickerson (NFL Alumni)
1986 Eric Dickerson (NFL Alumni)

ALL-TIME HONORS



NFL WIDE RECEIVER OF THE YEAR

1989 Henry Ellard (NFL Alumni)

PETE ROZELLE TROPHY

(Super Bowl Most Valuable Player)

1999 Kurt Warner, QB

PHIL SIMMS ALL-IRONMAN TEAM

1999 Marshall Faulk, RB

PRO BOWL

1938 (1)- Ed Goddard QB

1939 (5)- Jim Benton E, Johnny Drake FB, Parker Hall QB, Vic Spadaccini QB, John Wiatrak C

1940 (2)- Ollie Cordell B, Ted Livingston G

1941 (2)- Chet Adams T, Dante Magnani HB

1950 (8)- Larry Brink DE, Glenn Davis HB, Tom Fears E, Dick Hoerner FB, Dick Huffman T, Woodley Lewis HB, Norm Van Brocklin QB, Bob Waterfield QB

1951 (8)- Larry Brink DE (2), Elroy Hirsch E, Don Paul C, Dan Towler HB, Norm Van Brocklin QB (2), Bob Waterfield QB (2), Stan West G, Paul Younger FB

1952 (7)- Elroy Hirsch E (2), Don Paul C (2), ... Dan Towler HB (2), Norm Van Brocklin QB (3), Stan West G (2), Jim Winkler T, Paul Younger FB (2)

1953 (6)- Elroy Hirsch E (3), Don Paul C (3), Andy Robustelli DE, Dan Towler HB (3), Norm Van Brocklin QB (4), Paul Younger FB (3)

1954 (7)- Bob Boyd E, Leon McLaughlin C, ... Duane Putnam G, Skeet Quinlan HB, Les Richter LB, Dan Towler HB (4), Norm Van Brocklin QB (5)

1955 (9)- Leon Clarke E, Bud McFadin DT, Paul Miller DE, Duane Putnam G (2), Les Richter LB (2), Andy Robustelli DE (2), Will Sherman S, Norm Van Brocklin QB (6), Ron Waller HB

1956 (6)- Leon Clarke E (2), John Hock G, Bud McFadin DT (2), Les Richter LB (3), Tom Wilson RB, Paul Younger FB (4)

1957 (5)- Jon Arnett HB, Dick Daughtery LB, Duane Putnam G (3), Les Richter LB (4), Tom Wilson HB (2)

1958 (6)- Jon Arnett HB (2), Duane Putnam G (4), Les Richter LB (5), Will Sherman S(2), Del Shofner SE, Bill Wade QB

1959 (4)- Jon Arnett HB (3), Lamar Lundy DE, Les Richter LB (6), Del Shofner SE (2)

1960 (4)- Jon Arnett HB (4), Ed Meador DB, Jim Phillips E, Les Richter LB (7)



Rams DE Robert Quinn plays in his second Pro Bowl in Arizona in 2014. Photo courtesy of APimages.com

1961 (3)- Jon Arnett HB (5), Jim Phillips E (2), Les Richter LB (8)

1962 (4)- Dick Bass HB, Merlin Olsen DT, Jim Phillips E(3), Frank Varrichione T

1963 (3)- Dick Bass HB (2), Merlin Olsen DT (2), Jack Pardee LB

1964 (3)- David Jones DE, Ed Meador DB (2), Merlin Olsen DT (3)

1965 (4)- David Jones DE (2), Tom McDonald E, Ed Meador DB (3), Merlin Olsen DT (4)

1966 (7)- Dick Bass HB (3), Maxie Baughan LB, Bruce Gossett K, David Jones DE (3), Marlin McKeever TE, Ed Meador DB (4),Merlin Olsen DT (5)

1967(10)- Maxie Baughan LB (2), Roger Brown DT, Bernie Casey FL, Roman Gabriel QB, David Jones DE (4), Les Josephson HB, Tom Mack G, Ed Meador DB (5), Merlin Olsen DT (6), *Jack Snow SE

1968 (9)- Maxie Baughan LB (3), Joe Carollo T, Charlie Cowan T, Roman Gabriel QB (2), Bruce Gossett K (2), David Jones DE (5), Tom Mack G (2), Merlin Olsen DT (7), Joe Scibelli G

1969 (7)- *Maxie Baughan LB (4), *Bob Brown T, Charlie Cowan T (2), Roman Gabriel QB (3), David Jones DE (6), Tom Mack G (3), Merlin Olsen DT (8)

1970 (5)- *Bob Brown T (2), Charlie Cowan T (3), David Jones DE (7), Tom Mack G (4), *Merlin Olsen DT (9)

1971 (4)- *Willie Ellison RB, Tom Mack G (5), Merlin Olsen DT (10), Isiah Robertson LB

ALL-TIME HONORS



- 1972 (4)-** Coy Bacon DE, Dave Chapple P, Tom Mack G (6), Merlin Olsen DT (11)
- 1973 (8)-** Jim Bertelsen RB, John Hadl QB, Harold Jackson WR, Tom Mack G (7), Lawrence McCutcheon RB, Merlin Olsen DT (12), Isiah Robertson LB (2), Jack Youngblood DE
- 1974 (6)-** James Harris QB, Tom Mack G (8), Lawrence McCutcheon RB (2), Merlin Olsen DT (13), Isiah Robertson LB (3), Jack Youngblood DE (2)
- 1975 (8)-** Fred Dryer DE, Harold Jackson WR (2), Tom Mack G (9), Lawrence McCutcheon RB (3), Merlin Olsen DT (14), Jack Reynolds LB, Isiah Robertson LB (4), Jack Youngblood DE (3)
- 1976 (7)-** Larry Brooks DT, Monte Jackson CB, Ron Jessie WR, Lawrence McCutcheon RB (4), Isiah Robertson LB (5), Rich Saul C, Jack Youngblood DE (4)
- 1977 (10)-** Larry Brooks DT (2), Doug France T, Pat Haden QB, Harold Jackson WR (3), *Monte Jackson CB (2), Tom Mack G (10), Lawrence McCutcheon RB (5), Isiah Robertson LB (6), Rich Saul C (2), Jack Youngblood DE (5)
- 1978 (10)-*** Larry Brooks DT (3), Frank Corral K, Doug France T (2), Dennis Harrah G, Cody Jones DT, Tom Mack G (11), Rod Perry CB, Rich Saul C (3), Pat Thomas CB, Jack Youngblood DE (6)
- 1979 (5)-** Larry Brooks DT (4), Dennis Harrah G (2), Rich Saul C (4), Jack Youngblood DE (7), Jim Youngblood LB
- 1980 (8)-** Larry Brooks DT (5), Nolan Cromwell S, Dennis Harrah G (3), Kent Hill T, Rod Perry CB (2), Jack Reynolds LB (2), Rich Saul C (5), *Pat Thomas CB (2)
- 1981 (2)-** Nolan Cromwell S (2), Rich Saul C (6)
- 1982 (2)-** Nolan Cromwell S (3), Kent Hill T (2)
- 1983 (4)-** Nolan Cromwell S (4), Eric Dickerson RB, Kent Hill T (3), Jackie Slater T
- 1984 (4)-** Eric Dickerson RB (2), Henry Ellard KR, Kent Hill T (4), Doug Smith C
- 1985 (9)-** Ron Brown KR, Jim Collins LB, Gary Green CB, Dennis Harrah G (4), Dale Hatcher P, Kent Hill T (5), LeRoy Irvin CB, Jackie Slater T (2), *Doug Smith C (2)
- 1986 (7)-** Eric Dickerson RB (3), Carl Ekern LB, Jerry Gray CB, Dennis Harrah G (5), LeRoy Irvin CB (2), Jackie Slater T (3), Doug Smith C (3)
- 1987 (5)-** Jerry Gray CB (2), Dennis Harrah G (6), Jackie Slater T (4), Doug Smith C (4), Charles White RB
- 1988 (5)-** Henry Ellard WR (2), Jerry Gray CB (3), Tom Newberry G, Jackie Slater T (5), Doug Smith C (5)
- 1989 (6)-** Henry Ellard WR (3), *Jim Everett QB, Jerry Gray CB (4), Kevin Greene LB, *Tom Newberry G (2), Jackie Slater, T (6), Doug Smith C (6)
- 1990 (2)-** Jim Everett QB (2), Jackie Slater T (7)
- 1993 (2)-** Jerome Bettis RB, Sean Gilbert DT
- 1994 (1)-** Jerome Bettis RB (2)
- 1996 (1)-** Isaac Bruce, WR
- 1999 (8)-** Isaac Bruce, WR (2), Kevin Carter, DE D'Marco Farr, DT, Marshall Faulk, RB, Todd Lyght, CB, Orlando Pace, T, Adam Timmerman, G, Kurt Warner, QB
- 2000 (5)-** *Isaac Bruce, WR (3), *Marshall Faulk, RB (2), Torry Holt, WR, Orlando Pace, T (2), *Kurt Warner, QB (2)
- 2001 (7)-** *Isaac Bruce, WR (4), Marshall Faulk, RB (3), Torry Holt, WR (2), *Orlando Pace, T (3), Adam Timmerman G (2), Kurt Warner QB (3), Aeneas Williams CB
- 2002 (2)-** Marshall Faulk, RB (4), *Orlando Pace, T (4)
- 2003 (6)-** Marc Bulger, QB, Torry Holt, WR (3), Leonard Little, DE, Orlando Pace, T (5), Jeff Wilkins K, Aeneas Williams S (8)
- 2004 (2)-** Torry Holt, WR (4), Orlando Pace, T (6)
- 2005 (2)-** Torry Holt, WR (5), Orlando Pace, T (7)
- 2006 (3)-** Marc Bulger, QB (2), *Torry Holt, WR (6), Steven Jackson, RB (1)
- 2007 (1)-** Torry Holt, WR (7)
- 2009 (1)-** *Steven Jackson, RB (2)
- 2010 (1)-** Steven Jackson, RB (3)
- 2013 (2)-** Robert Quinn, DE (1), Johnny Hekker, P (1)
- 2014 (2)-** Robert Quinn, DE (2), Aaron Donald, DT (1)
- 2015 (3)-** Aaron Donald, DT (2), Todd Gurley, RB (1), Johnny Hekker, P (2)
- *Selected but did not play*

RAMS PRO BOWLERS BY POSITION

Quarterback	11
Running Back	23
Wide Receiver	7
Tight End	1
Tackle	11
Guard	9
Center	5
Defensive End	19
Defensive Tackle	8
Linebacker	10
Defensive Back	9
Safety	2
Punter	3
Kicker	3
Kick Returner	2

ALL-TIME HONORS



PLAYER OF THE WEEK

1970	David Jones, DE, Week 8 (AP)
1983	Jack Youngblood, DE, Week 16 (PFW)
1984	Jack Youngblood, DE, Week 5 (NFC Defensive) Eric Dickerson, RB, Week 10 (NFC Offensive) Eric Dickerson, RB, Week 15 (NFC Offensive)
1985	Dieter Brock, QB, Week 4 (NFC Offensive) Jim Collins, ILB, Week 5 (NFC Defensive) LeRoy Irvin, CB, Week 6 (NFC Defensive) Ron Brown, WR-KR, Week 12 (NFC Offensive)
1986	Mel Owens, OLB, Week 3 (NFC Defensive) Eric Dickerson, RB, Week 5 (NFC Offensive) Nolan Cromwell, S, Week 12 (NFC Defensive)
1987	Charles White, RB, Week 10 (NFC Offensive) Jim Everett, QB, Week 13 (NFC Offensive)
1988	Gary Jeter, DE, Week 3 (NFC Defensive) Kevin Greene, OLB, Week 6 (NFC Defensive) Jim Everett, QB, Week 16 (NFC Offensive)
1989	Vince Newsome, S, Week 3 (NFC Defensive) Jim Everett, QB, Week 10 (NFC Offensive) Henry Ellard, WR, Week 11 (NFC Offensive) Willie Anderson, WR, Week 12 (NFC Offensive) Brett Faryniarz, OLB, Week 15 (NFC Defensive) Greg Bell, RB, Week 16 (NFC Offensive)
1990	Jim Everett, QB, Week 7 (NFC Offensive)
1992	Todd Lyght, CB, Week 2 (NFC Defensive) Jim Everett, QB, Week 14 (NFC Defensive)
1993	Sean Gilbert, DT, Week 2 (NFC Defensive) Jim Everett, QB, Week 4 (NFC Offensive) Sean Landeta, P, Week 12 (NFC Special Teams) Jerome Bettis, RB, Week 15 (NFC Offensive)
1994	Sean Landeta, P, Week 4 (NFC Special Teams)
1995	Isaac Bruce, WR, Week 1 (NFC Special Teams) Chris Miller, QB, Week 4 (NFC Offensive) Isaac Bruce, WR, Week 6 (NFC Offensive) Sean Landeta, P, Week 11 (NFC Special Teams) Sean Landeta, P, Week 14 (NFC Special Teams)
1996	Anthony Parker, CB, Week 7 (NFC Defensive) Eddie Kennison, WR, Week 10 (NFC Special Teams) Eddie Kennison, WR, Week 16 (NFC Offensive)
1997	Will Brice, P, Week 4 (NFC Special Teams)
1998	Greg Hill, RB, Week 3 (NFC Offensive)
1999	Kurt Warner, QB, Week 3 (NFC Offensive) Az-Zahir Hakim, PR, Week 4 (NFC Special Teams) Isaac Bruce, WR, Week 5 (NFC Offensive) Marshall Faulk, RB, Week 6 (NFC Offensive) Kevin Carter, DE, Week 10 (NFC Defensive) Tony Horne, KR, Week 12 (NFC Special Teams) Marshall Faulk, RB, Week 12 (NFC Offensive)

2000	Marshall Faulk, RB, Week 3 (NFC Offensive) Kurt Warner, QB, Week 5 (NFC Offensive) Marshall Faulk, RB, Week 7 (NFC Offensive) Az-Zahir Hakim, PR, Week 9 (NFC Special Teams) Trent Green, QB, Week 11 (NFC Offensive) London Fletcher, LB, Week 15 (NFC Defensive) Marshall Faulk, RB, Week 17 (NFC Offensive)
2001	London Fletcher, LB, Week 2 (NFC Defensive) Kurt Warner, QB, Week 3 (NFC Offensive) London Fletcher, LB, Week 10 (NFC Defensive) Kurt Warner, QB, Week 12 (NFC Offensive) Aeneas Williams, CB, Week 13 (NFC Defensive) Grant Wistrom, DE, Week 14 (NFC Defensive) Marshall Faulk, RB, Week 17 (NFC Offensive)
2002	Marc Bulger, QB, Week 6 (NFC Offensive) Isaac Bruce, QB, Week 10 (NFC Offensive) Jeff Wilkins, K, Week 15 (NFC Special Teams)
2003	Brian Young, DT, Week 10 (NFC Defensive) Leonard Little, DE, Week 13 (NFC Defensive) Aeneas Williams, S, Week 14 (NFC Defensive)
2004	Sean Landeta, P, Week 6 (NFC Special Teams) Bryce Fisher, DE, Week 16 (NFC Defensive) Marc Bulger, QB, Week 17 (NFC Offensive)
2005	Ryan Fitzpatrick, QB, Week 12 (NFC Offensive)
2006	Jeff Wilkins, K, Week 1 (NFC Special Teams) Matt Turk, P, Week 15 (NFC Special Teams) Steven Jackson, RB, Week 16 (NFC Offensive)
2007	Marc Bulger, QB, Week 10 (NFC Offensive)
2008	Oshiomogho Atogwe, S, Week 6 (NFC Defensive) Steven Jackson, RB, Week 7 (NFC Offensive)
2009	Josh Brown, K, Week 8 (NFC Special Teams)
2010	Chris Long, DE, Week 6 (NFC Defensive)
2011	Robert Quinn, DE, Week 8 (NFC Special Teams)
2012	Greg Zuerlein, K, Week 4 (NFC Special Teams) Johnny Hekker, P, Week 5 (NFC Special Teams) Janoris Jenkins, Week 12 (NFC Defensive) Greg Zuerlein, K, Week 13 (NFC Special Teams)
2013	Robert Quinn, DE, Week 1 (NFC Defensive) Tavon Austin, WR, Week 10, (NFC Special Teams) Tavon Austin, WR, Week 10, (Rookie of the Week)
2014	Stedman Bailey, WR, Week 7 (NFC Special Teams) Greg Zuerlein, Week 11 (NFC Special Teams) Tavon Austin, WR/PR, Week 14, (NFC Special Teams)



Rams PR Stedman Bailey returned a punt 90 yards for a touchdown in Week 7 win over Seattle. Photo courtesy of APimages.com

ALL-TIME HONORS



2015 Aaron Donald, DT, Week 1 (Defense)
Tavon Austin, WR, Week 1 (NFC Special Teams)
Aaron Donald, DT, Week 14 (Defense)
Benny Cunningham, KR, Week 15 (Special Teams)

PLAYER OF THE MONTH

1986 Eric Dickerson, RB, Oct. (NFC Offense)

1988 Jim Everett, QB, Sept. (NFC Offense)
Henry Ellard, WR, Dec. (NFC Offense)

1994 Sean Landeta, P, Sept. (NFC Special Teams)

1995 Roman Phifer, LB, Sept. (NFC Defense)
Isaac Bruce, WR, Oct. (NFC Offense)
Sean Landeta, P, Nov. (NFC Special Teams)

1996 Keith Lyle, S, Oct. (NFC Defense)

1999 Kurt Warner, QB, Sept. (NFC Offense)
Kevin Carter, DE, Nov. (NFC Defense)

2000 Kurt Warner, QB, Sept. (NFC Offense)
Marshall Faulk, RB, Oct. (NFC Offense)
Marshall Faulk, RB, Dec. (NFC Offense)

2001 Marshall Faulk, RB, Sept.. (NFC Offense)
Marshall Faulk, RB, Dec. (NFC Offense)

2003 Jeff Wilkins, K, Sept. (NFC Special Teams)
Torry Holt, WR, Oct. (NFC Offensive)
Adam Archuleta, S, Nov. (NFC Defensive)
Jeff Wilkins, K, Dec. (NFC Special Teams)
Grant Wistrom, DE, Dec. (NFC Defensive)

2004 Bryce Fisher, DE, Dec. (NFC Defensive)

2005 Adam Archuleta, S, Sept. (NFC Defensive)

2006 Steven Jackson, RB, Dec. (NFC Offensive)

2008 Josh Brown, K, Oct. (NFC Special Teams)

2013 Tavon Austin, WR, Nov. (NFC SpecialTeams)

2016 Johnny Hekker, P, Oct. (NFC SpecialTeams)

STAPLES COACH OF THE YEAR

1999 Dick Vermeil

USA FOOTBALL ALL-FUNDAMENTALS TEAM

2012 Chris Long, DE
2013 Chris Long, DE

WASHINGTON D.C. TOUCHDOWN CLUB

(NFL Player of the Year; Coach of the Year)

1950 Bob Waterfield, QB
1954 Norm Van Brocklin, QB
1967 George Allen
1973 Chuck Knox
1978 Pat Haden, QB (NFC)
1984 Eric Dickerson, RB

WHIZZER WHITE AWARD

(NFL Man of the Year)


1970 Kermit Alexander, CB

AP - Associated Press; **CO** - Coaches' All-Pro Team; **CPFN** - College and Pro Football Newsweekly; **FD** - Football Digest; **FN** - Football News; **HA** - Chicago Herald-American; **HOF** - Hall of Fame Selection Committee; **IFA** - Internet Football Awards; **INS** - International News Service; **NEA** - Newspaper Enterprise Association; **NFL** - National Football League; **NQC** - National Quarterback Club; **NYM** - New York Daily Mirror; **NYN** - New York Daily News; **NYP** - New York Post; **PFW** - Pro Football Weekly; **PFWA** - Pro Football Writers of America; **SI** - Sports Illustrated; **TSN** - The Sporting News; **UPI** - United Press International; **USA** - USA Today; **WP** - Washington Post

PRO FOOTBALL HALL OF FAMERS



(They spent significant portions of their careers with Rams or had special achievement when with the Rams.)




1965 – BOB WATERFIELD, QB (1945-52). Guided Rams to two NFL Championships (1945 and 1951). Only rookie QB to lead team to NFL title (1945). Threw for two touchdowns against Washington to win 1945 Championship, 15-14. Three-time all-Pro selection. Voted to two consecutive Pro Bowls (1950-51). Received Joe F. Carr Trophy as NFL Most Valuable Player in 1945. Named NFL Player of the Year in 1950 by Washington D.C. Touchdown Club. Selected to NFL's All-Decade Team for 1940's. Led NFL in passing (1951). Played college football at UCLA.



1967 – DANIEL REEVES, Owner of Rams (1941-71). Teams won two World Championships (1945 and 1951). First to integrate football in modern era with signing of Kenny Washington and Woody Strode a year before major league baseball accepted Jackie Robinson. Developed scientific scouting system that is practiced universally and helped establish television formula for NFL. Was major contributor to AFL-NFL merger. Also owned Jersey City Giants of American League (1939). NFL Executive of the Year by Sporting News (1955). Graduate of Georgetown University.



1968 – ELROY (CRAZYLEGS) HIRSCH, WR/RB (1949-57). Ranks third on Rams all-time receiving yards list with 6,289 and fourth with 343 receptions. Caught touchdown passes in 11 straight games in 1950-51. Led Rams to NFL championship with 17 touchdown receptions in 1951. Averaged 51.2 yards per catch on the 17 touchdowns. Finished with 55 touchdowns to rank second on Rams career list. Succeeded Pete Rozelle as General Manager for Rams (1960-69). Also played for Chicago Rockets (1946-48). Was first-round draft choice in 1945. Played college football at Wisconsin and Michigan.




1970 – TOM FEARS, WR (1948-56). Ranks third on Rams' all-time receptions list with 400 and is fifth with 5,397 receiving yards. Led NFL in receptions three times and touchdown receptions once. Posted two 1,000-yard seasons. Scored game-clinching, 73-yard touchdown to lift Rams to 1951 NFL championship over Cleveland. Holds Rams' playoff record with three 100-yard games during postseason. Also holds Ram playoff records with 28 receptions and 572 yards. Served as Rams assistant coach (1960-61). Was 11th round draft choice in 1945. Played college football at Santa Clara and UCLA.



1971 – ANDY ROBUSTELLI, DE (1951-55). Helped Rams win World Championship in 1951. Selected to seven Pro Bowls, two with Rams (1953 and 1955). Played on winning teams in 13 of his 14 years. Also played for New York Giants (1956-64). Was 19th round draft choice in 1951. Played college football at Arnold College, Connecticut.




1971 – NORM VAN BROCKLIN, QB (1949-57). Led Rams to 1951 World Championship with 73-yard touchdown pass in fourth quarter to beat Cleveland. Led NFL in passing twice (1950 and 1952). Set NFL record with 554 passing yards against New York Yankees in 1951. Named to six consecutive Pro Bowls with Rams (1950-55). NFL Player of the Year by Washington D.C. Touchdown Club in 1954. Selected to NFL 1950's all-Decade Team. Also played for Philadelphia Eagles (1958-60). Led Eagles to 1960 NFL Championship and threw for three touchdowns in 1960 Pro Bowl. Finished with 23,611 yards passing. Played college football at Oregon.



1974 – DICK (NIGHT TRAIN) LANE, DB (1952-53). Set NFL interception record with 14 as rookie in 1952. Led NFL in interceptions twice (1952 and 1954). All-NFL five times and selected to six Pro Bowls. Posted 68 career interceptions. Named to NFL's all-Decade Team for 1950's. Also played for Detroit Lions (1960-65) and Chicago Cardinals (1954-59). Played college football at Scottsbluff Junior College, Nebraska.

PRO FOOTBALL HALL OF FAMERS



1980 – DAVID (DEACON) JONES, DE (1961-71). Selected to NFL's 75th Anniversary team in 1994. Recorded team-best 159.5 sacks with Rams and 173.5 for career. Registered 21 sacks during 1967 season. Reached double figures in sacks seven times, including three 20-sack seasons. Became first defensive lineman to record 100 solo tackles in single season (1967). Named NFL's Defensive Player of the Year twice (1967-68). Voted to Pro Bowl nine times, including seven straight with Rams (1964-70). NFL all-Pro selection 10 times. Made NFL's all-Decade Team in 1960's. Also played for San Diego Chargers (1972-73) and Washington Redskins (1974). Played college football at South Carolina State and Mississippi Vocational.



1982 – MERLIN OLSEN, DT (1962-76). Selected to NFL's 75th Anniversary team in 1994. Holds NFL record with 14 consecutive Pro Bowl appearances (1962-75). Defensive MVP of 1969 Pro Bowl. NFL all-Pro selection eight straight seasons (1963-70). Played in 198 consecutive games to close out career. Western Conference All-Star Team choice six times (1964-69). Named NFL Player of the Year by Philadelphia's Maxwell Club in 1974. Named NFC Defensive Lineman of the Year by NFL Players' Association in 1973. Chosen to NFL's all-Decade Team in 1960's and '70's. Rams' all-time leading tackler with 915 total stops. First-round draft choice in 1962. Played college football at Utah State.




1983 – SID GILLMAN, Coached Rams (1955-59). Led Rams to NFL Western Division title in 1955. Posted record of 123-104-7 during 18-year pro career. Also coached San Diego Chargers (1960-71) and Houston Oilers (1973). Recognized as foremost authority on forward pass. Considered the greatest contributor to early success of AFL. Led Chargers to five Western Division titles in first six years.




1985 – PETE ROZELLE, Commissioner (1960-89). Served as Rams' Public Relations Director (1952-55) and General Manager (1957-60). Had longest tenure as commissioner in NFL history. Credited with making NFL the most popular sport in America. Brought league-wide television into NFL (1962). Named Sportsman of the Year by Sports Illustrated (1963). Helped establish Monday Night Football with ABC (1970). Developed American Bowl series of preseason games in England, Europe and Japan (1985).



1991 – TEX SCHRAMM, Team President/General Manager. Served as Rams' Public Relations Director and General Manager (1947-57). Rams recorded eight consecutive winning seasons (1948-55) and won 1951 World Championship during his 11-year stint in Los Angeles. Built Dallas Cowboys into one of winningest teams in NFL history. They posted 20 consecutive winning seasons during his tenure (1966-86). Named NFL Executive of the Year by Sporting News (1977). Helped Dallas win two Super Bowl titles (VI and XII).



1999 – ERIC DICKERSON, RB (1983-87). NFL's single season record holder for most yards gained (2,105). Broke O.J. Simpson's mark (2,003 yards) on December 9, 1984, rushing for 215 yards in a 27-16 win over the Houston Oilers at Anaheim Stadium. Rookie season in 1983 ranks among the most prolific in NFL history. Holds NFL rookie records for most yards gained in a season (1,808) and attempts (390). Named NFC and NFL rookie of the year. Ranks fourth on NFL's all-time rushing list with 13,259 yards, also ranks fourth in attempts with 2,996. Rushed for more than 100 yards 64 times, which ranks third on the NFL's all-time record list. Selected to the Pro Bowl six times. Chosen to NFL's all-Decade team for the 1980's. Also played for Indianapolis Colts (1987-91), Los Angeles Raiders (1992), and Atlanta Falcons (1993). Played college football at Southern Methodist University.



1999 – TOM MACK, G (1966-78). First Rams offensive lineman inducted into the Pro Football Hall of Fame. Played entire, 12-season professional career with the Rams, never missing a game. Known as a consistent, dependable performer. Ranks third on Rams all-time list for most consecutive games played with 184. Participated in nine consecutive Pro Bowls (1967-75). Saw action in 11 Pro Bowls. Voted NFL All-Pro seven times. All-NFC performer nine consecutive seasons (1970-78). Played college football at Michigan.

PRO FOOTBALL HALL OF FAMERS



2001– JACKIE SLATER, T (1976-95). Only player in NFL history to play 20 seasons with same team. Number one all-time among offensive linemen at time of retirement with 259 games played. Started 214 games. Played in 18 postseason games, including Super Bowl XIV, and seven Pro Bowls. Earned respect for leadership, work ethic, and high level of play and tremendous blocker who matched up against the opponents' best pass rushers. Blocked in 107 different 100-yard rushing games and 27 different 300-yard passing games. Blocked for seven different 1,000-yard rushers, 36 different running backs, and 27 different quarterbacks.



2001 – JACK YOUNGBLOOD, DE (1971-84). Played in 202 games, with streak of 201 in row. One of great pass rushers in NFL history, unofficially credited with 151.5 sacks in career. Played in Super Bowl XIV with broken bone in leg and played in 16 postseason games and seven Pro Bowls. Executed one of the all-time outstanding plays by a Rams defender in 1975 playoff versus St. Louis: Youngblood pass-rushed future Hall of Famer Dan Dierdorf off the line, penetrated, then tipped and intercepted pass by Jim Hart, and returned the interception 65 yards for touchdown that propelled Rams to 35-23 victory.



2011 – MARSHALL FAULK, RB (1999-2005). Was the NFL's Most Valuable Player in 2000 and won the league's Offensive Player of the Year award in three consecutive seasons (1999-2001). Voted to seven Pro Bowls, was a first-team All-Pro three times and a three-time winner of the Daniel F. Reeves Memorial award, which is annually presented to the Rams' team MVP. Finished his career as NFL's all-time leader in receiving yards by a running back and ranked second in receptions among backs. Also ranked fourth all time in scrimmage yards upon his retirement.



2011 – LES RICHTER, LB (1954-62). Made eight Pro Bowls in nine seasons. Was also named a first- or second-team All-NFL selection each season during a six-year span from 1955 to 1960. Didn't miss a game during his career. Aside from his play at linebacker, Richter also saw some time at center and handled the Rams placekicking duties early in his career. He received much attention in 1955 for his play on defense as well as clutch placekicking that helped the Rams to an 8-3-1 record to win the NFL Western Division crown and a berth in the championship game.



2016 – ORLANDO PACE, LT (1997-2009). Seven-time Pro Bowler and three-time First-Team All-Pro selection. Started at left tackle on two NFC Championship teams and one Super Bowl Championship. Played a key role on an offense that finished in the top five in the NFL in passing yards in eight-consecutive seasons (1999-2006). Blocked for three-straight NFL MVPs. Was part of an offense that led the NFL in total yards, passing yards and points per game for three-consecutive seasons (1999-2001). Started 165 regular season games and 10 playoff contests, including two Super Bowls.

OTHER HALL OF FAME MEMBERS WITH RAMS EXPERIENCE



1963 — **EARL (DUTCH) CLARK**, Coached Rams, 1939-42
1967 — **JOE STYDAHAR**, Coached Rams, 1950-51
1972 — **OLLIE MATSON**, Halfback, 1959-62
1974 — **BILL GEORGE**, LB, 1966
1985 — **JOE NAMATH**, QB, 1977
1998 — **TOMMY McDONALD**, WR, 1965-66
2001 — **RON YARY**, T, 1982
2001 — **MARV LEVY**, Assistant Coach, 1970

2002 — **GEORGE ALLEN**, Coached with Rams, 1957, 1966-70
2003 — **JAMES LOFTON**, WR, 1993
2004 — **BOB BROWN**, T, 1969-70
2014 — **AENEAS WILLIAMS**, S, 2001-04
2015 — **JEROME BETTIS**, RB, 1993-95
2016 — **KEVIN GREENE**, DE/LB, 1985-92

RING OF FAME / RING OF HONOR



Recognizing the rich football history of the Rams, the club has created a Ring of Fame which honors 16 players who have been elected to the Pro Football Hall of Fame and who played the majority of their careers for the Rams.

The Rams players' names, jersey numbers, and seasons of service are on display.

RAMS RING OF FAME MEMBERS	(YEAR INDUCTED)
Norm Van Blocklin	(1999)
Eric Dickerson	(1999)
Tom Fears	(1999)
Elroy "Crazylegs" Hirsch	(1999)
David "Deacon" Jones	(1999)
Tom Mack	(1999)
Merlin Olsen	(1999)
Jackie Slater	(2001)
Bob Waterfield	(1999)
Jack Youngblood	(2001)
Marshall Faulk	(2011)

The Ring of Honor was established in 2008 and features people who have made significant contributions to the Rams franchise.

RAMS RING OF HONOR MEMBERS	(YEAR INDUCTED)
Rams owner Georgia Frontiere, 1979-2008	(2008)
Rams owner Carroll Rosenbloom, 1972-79	(2008)
Head coach Dick Vermeil, 1997-99	(2008)

TEAM HISTORY

2016 MEDIA GUIDE





THE RAMS STORY

1937 On Feb. 13, the National Football League grants a Cleveland franchise to Homer Marshman and Associates, a prominent group of local businessmen. Another Rams team in Cleveland had played in the American Football League in 1936 and finished with a 5-2-2 record, second best in the league. Hugo Bezdek is named head coach of new NFL franchise. Rams finish with 1-10 record. Home games are played in Municipal Stadium and League Park. Bob Kelley is radio play-by-play announcer.

1938 Assistant coach Art Lewis takes over team after three losses at start of season. Rams win first three under Lewis but finish with 4-7 record. Home games are played in Shaw Stadium, named after high school on Shaw Avenue in Cleveland.

1939 Earl (Dutch) Clark becomes head coach. Rams finish at .500 for first time with 5-5-1 record. Parker Hall joins team as rookie tailback and wins Joe Carr Trophy as NFL's official Most Valuable Player. Trophy is named after NFL president. Hall is first Ram to earn first team All-Pro honors.

1940 Rams drop back to 4-6-1 record. Fullback Johnny (Zero) Drake is all-NFL first team.


1941 Daniel F. Reeves and Fred Levy, Jr., purchase Rams in June and hire Billy Evans as general manager. Team wins first two games but drops next nine to finish fifth in NFL West.

1942 Evans resigns before season. Charles (Chile) Walsh replaces Art Lewis as assistant coach. Lt. Reeves and Maj. Levy depart to enter armed forces. Bob Kelley is named club secretary. After three seasons in Municipal Stadium Rams return to play all home games in League Park. Team finishes 5-6. Clark resigns as head coach after season with overall, 16-26-2 record.

1943 Chile Walsh is named head coach, but NFL grants Rams permission to suspend operations for one season because of wartime restrictions and shortages. On April 16, Reeves buys out Levy. On loan to Detroit, Riley Matheson is all-NFL selection.

1944 Chile Walsh becomes general manager. Chile appoints Aldo (Buff) Donelli as head coach. Donelli once held the distinction of being the Pittsburgh Steelers' head coach and Duquesne University's head coach at the same time. Team of free agents and pickups finishes 4-6-0.

1945 Donelli joins military. Walsh names his brother, Adam Walsh, as head coach. Bob Waterfield, a third-round future draft choice in 1944 from UCLA, joins team as T-formation quarterback and leads Rams to 9-1 season and



Hall of Fame quarterback Bob Waterfield led the Rams to its first winning season and capped it with an NFL Championship in 1945, the team's last game in Cleveland.



Kenny Washington of the University of California at Los Angeles, signs a contract to play with the Los Angeles Rams with Rams general manager Charles F. Walsh, right, watching, March 23, 1946.

to first NFL West title. On icy field, Rams defeat Washington Redskins, 15-14, at Cleveland for NFL championship, Dec. 16. Waterfield becomes first player to receive unanimous vote for NFL Most Valuable Player award. Walsh is named coach of the year. Riley Matheson, Jim Benton, Eberle Schultz and Jim Gillette receive all-Pro honors. Benton caught 10 passes for NFL record 303 yards in 28-21 win at Detroit, Nov. 22. Benton's mark stood as NFL record for 40 years, broken by Chiefs' Stephane Paige, who had 309 yards in 1985 game against San Diego. Eddie Kotal joins team as NFL's first, fulltime college scout.

1946 Reeves receives approval to move franchise to Los Angeles, Jan. 11. Rams sign halfback Kenny Washington, March 9, and end Woody Strode, March 21. They are first African-American players in the modern NFL and join team one year before Jackie Robinson breaks baseball color barrier with Brooklyn Dodgers. After 6-4-1 season, both Walshes resign.

1947 Reeves assumes duties of general manager. Bob Snyder is named head coach with Joe Stydahar as new assistant. Team is talent-heavy but slowed by injuries in 6-6 season. Reeves sells part interests to former partner Levy; to Edwin and Harold Pauley, and Hal Seley.

1948 Clark Shaughnessy joins staff as advisory coach. Snyder resigns, Sept. 3. and Shaughnessy becomes head coach. Rams are first professional franchise with team insignia or logo on helmet. They introduce headgear with painted Rams horns, designed by halfback Fred Gehrke, an industrial design artist in off-seasons. By 1960, all pro teams except Cleveland have logos on helmets. Team wins four of last five to post 6-5-1 mark.

1949 Rams wins first six games, capped by 27-24 victory over Chicago Bears before NFL regular-season record crowd of 86,080 in Los Angeles Coliseum, then hang on with 2-2-2 finish to win first NFL West title since moving from Cleveland. Heavy rain and sloppy field at Coliseum conspire against Rams as Philadelphia Eagles skid to 14-0 win in NFL title game.

1950 NFL absorbs All-America Football Conference, leaving Rams as lone pro team in Los Angeles after four years of two-league existence and Rams competition from Los Angeles Dons. In February, Stydahar becomes head coach, replacing Shaughnessy. Team sets 22 league records in rolling to conference title tie. Waterfield and end Tom Fears lead Rams to 24-14 division playoff win over Bears, but following week in Cleveland, Lou Groza's late field goal beats Rams, 30-28. Waterfield is named NFL Player of Year by Washington D.C. Touchdown Club.





Fullback Dick Hoerner lands on his back in the end zone to score the first touchdown for the Los Angeles Rams in the National league championship playoff game against the Cleveland Browns in the Los Angeles Coliseum, on Dec. 23, 1951. He took a handoff Quarterback Bob Waterfield (7). Cleveland players include Fullback Tony Adamle, Guard Bill Willis (30) and Tackle Derrell Palmer (42).



Pete Rozelle is congratulated on being named NFL Commissioner by Los Angeles Rams co-owners Dan Reeves and Fred Levy in Los Angeles on Feb. 8, 1960.

1951 Rams win third straight NFL West title on final day of season, then defeat Cleveland at the Coliseum, 24-17, on 73-yard pass, Norm Van Brocklin to Fears, for first NFL title since moving to Los Angeles.

1952 After team loses three straight pre-season games and drops league opener 37-7 to Cleveland, Stydahar resigns. He is replaced as head coach by Hampton Pool. Team loses two of next three, but wins last eight to tie for NFL West title. Rams lose Western playoff in Detroit 31-21. Rams trade 11 players to Dallas for rookie Les Richter, who then enters Army for two years. Waterfield retires.

1953 Club co-owner Harold Pauley passes away. Rams finish with 8-3-1 record, losing three games by total of eight points to finish third in NFL West. Rams defeat eventual world champion Detroit twice; Rams 37-34 victory over Lions Nov. 1 is witnessed by 93,751 in Coliseum, a pro football record.

1954 Team has disappointing 6-5-1 mark. Norm Van Brocklin is named NFL Player of Year by Washington D.C. Touchdown Club. Split end Bob Boyd is lone Ram to be named all-Pro. All assistant coaches resign. Pool soon follows.

1955 On Jan. 26, Rams hire Sid Gillman, head coach at University of Cincinnati, to replace Pool. Fine defensive year and clutch field goal kicking by Les Richter give team hard-fought, 8-3-1 record for NFL West title. Cleveland wins title game at Coliseum 38-14.

1956 In form reversal, team loses five consecutive early-season games and finishes with 4-8 record.

1957 Ram owners name former Rams publicist Pete Rozelle as general manager. Team loses squeakers on road to 49ers and Lions, finishing 6-6. Rams set standing professional record with attendance of 102,368 for game with San Francisco, Nov. 10.

1958 Van Brocklin goes to Eagles in preseason trade. Bill Wade sets several Rams passing records en route to 8-4 season. Rams twice draw home crowds of more than 100,000.

1959 Rams lose last eight games and finish 2-10, their poorest record since 1937. Ollie Matson, acquired in trade with Chicago Cardinals March 23 for 9 players, is workhorse at fullback. On last day of season, Gillman and staff resign.

1960 Following death of Bert Bell, Pete Rozelle is named NFL commissioner, Jan. 26. Elroy Hirsch replaces Rozelle as Rams general manager.

ager. Bob Waterfield is named head coach. Rams post 4-7-1 record.

1961 Rams trade Bill Wade, Del Shofner, and John Guzik to Chicago for Zeke Bratkowski, Lindon Crow, and 1962 first draft choice, which enables Rams to draft future Rams greats Roman Gabriel and Merlin Olsen the following year. Rams finish with 4-10 record.

1962 Rams make North Carolina State quarterback Roman Gabriel second pick in first round and Utah State defensive tackle Merlin Olsen third pick in first round of draft. Dick Bass provides bright spot in 1-12-1 season with all-Pro selection. Waterfield resigns after eighth game. Harland Svare is named interim head coach. On Dec. 27, in closed auction, Reeves reacquires control of Rams, purchasing full interests of co-owners Pauley, Levy, Seley, and Bob Hope.

1963 Reeves sells 49% interest in Rams to Gene Autry, Bob Reynolds, Leonard Firestone, Paul A. O'Bryan, Robert Lehman, J.D. Stetson Coleman and Joseph A. Thomas. Svare is retained. After 0-5 start, Gabriel is reinstated as starting QB and plays last nine games without relief, guiding team to 5-4 mark and season record of 5-9-0. Rosey Grier is acquired from New York Giants and joins Deacon Jones, Merlin Olsen, and Lamar Lundy to form original Fearsome Foursome.

1964 Rams sign 10-year contract to play in "new look" Coliseum "stadium-within-a-stadium." Seating capacity is lowered from 100,000-plus to 72,000 with installation of temporary seats that close off several thousand permanent seats.

Fourteen rookies make the squad. Club finishes fifth with 5-7-2 record. Deacon Jones unofficially records first 20-sack season in league history with 22.

1965 After winning only one of first 10 games, Rams take three of last four against top two teams in each conference, but Svare is dismissed as head coach.

1966 After court fight, George Allen is released by George Halas from his assistant coaching duties with the Chicago Bears to become head coach of the Rams. NFL and AFL merge in spring. Bob Kelley, "Voice of the Rams" since the club's beginning in 1937 and one of the outstanding radio sportscasters in history, dies in September. Team finishes 8-6, best record since 1958.

1967 Equipment manager Bill Granholm leaves club after 18 years to take position in league office. Don Hewitt begins 28-year tenure as equipment manager. Rams record first unbeaten preseason with six wins, including victories over first-ever AFL opponents, San Diego and Kansas City. Team completes finest win-loss season ever with 11-1-2 record to win Coastal Division Championship, the first title of any kind since 1955, then loses to Green Bay 28-7 in NFL Western Conference Championship Game. Rams win Playoff Bowl game in Miami in January over Cleveland 30-6. Game featured losing teams from conference finals. George Allen receives NFL Coach-of-Year honors by The Sporting News. Jones establishes unofficial NFL record with 26 sacks.



Los Angeles Rams "Fearsome Foursome" defensive ends David "Deacon" Jones and Lamar Lundy, defensive tackles Merlin Olsen and Roger Brown pursue in a 34-10 win over the Baltimore Colts on Dec. 17, 1967 at Memorial Coliseum.

1968 Team finishes regular season with 10-3-1 record, second in Coastal Division to Baltimore's 13-1. Attendance is more than one million for second straight year and Ram defense sets 14-game NFL record for fewest yards allowed. On Dec. 26, Allen is dismissed as head coach but rehired two weeks later. Deacon Jones is named NFL Defensive Player of Year for second straight season after registering 24 sacks.

1969 After 20 years with the Rams as player, general manager and assistant to the president, Elroy Hirsch leaves club to become athletic director at University of Wisconsin. He is replaced by Public Relations Director Jack E. Teele, and John Sanders becomes Assistant General Manager. Team wins Coastal Division with 11-3 record before losing to Minnesota in Western Conference title game, 23-20 but beat Dallas 31-0 in Playoff Bowl. QB Roman Gabriel is unanimous choice as NFL's most valuable player. T Bob Brown, T Charlie Cowan, G Tom Mack, Gabriel, DE Deacon Jones, DT Merlin Olsen and DB Eddie Meador give Rams a team record seven all-Pro selections.

1970 Playoff Bowl victory over Dallas in January points Rams toward their 25th year in Southern

business associate, William A. Barnes, becomes President and General Manager. Tommy Prothro replaces Allen. Playing the toughest schedule in the NFL, the Rams finish with 8-5-1 record, second to 49ers in the NFC West.

1972 In a history-making move, Baltimore Colts owner Carroll Rosenbloom trades the Baltimore franchise to Robert Irsay in exchange for the Rams. Irsay had purchased the Rams from the estate of the late Dan Reeves. The transaction was completed and announced on July 14. Rosenbloom, the most successful owner in the NFL over the last two decades, brings with him to Los Angeles Don Klosterman, Rosenbloom's general manager in Baltimore. After five years at Cal State-Fullerton, Rams move training site to Cal State-Long Beach. After 6-7-1 season, all coaches are dismissed.

1973 An observer in '72, Rosenbloom begins to make changes early in year, and they pay off quickly. His choice for head coach, former Detroit assistant Chuck Knox, leads team to 12-2 season, best in Rams history, and Knox is NFL Coach of the Year. Roman Gabriel is traded to Philadelphia and the new quarterback, former San Diego Charger John Hadl, is NFC Player of

record, its second straight NFC Western title, and its first playoff victory (19-10 over Washington) since 1951 before the Rams bow to Minnesota, 14-10, in NFC title game. Merlin Olsen wins Bert Bell Trophy as NFL's most valuable player.

1975 With defense allowing second fewest points in NFL history over a 14-game season (135), Rams win third straight NFC West title by completing 12-2 season. Jack Youngblood is named NFC Defensive Player of Year. After playoff victory over St. Louis, Rams bow to Dallas in the NFC Championship Game. The 34-8 record over last three years is best in NFL.

1976 Rams win NFC West title for fourth straight year with 10-3-1 record then beat Dallas, 14-12, for their first playoff victory on the road before 24-13 NFC title game loss at Minnesota. Quarterback injuries mar season and rookie Pat Haden becomes fourth different playoff QB in four years under Knox. Rams' 351 points is highest total in NFC. Jack Youngblood, Isiah Robertson, and Monte Jackson are named all-Pro. Merlin Olsen is invited to a league-record 14th Pro Bowl.

1977 Rams spearhead new Coliseum configuration which reduces capacity from 91,038 to 71,039. With Lawrence McCutcheon setting club career rushing record of 5,523 yards, the Rams (10-4) roll to their fifth straight division title before 14-7 playoff loss to Minnesota in Coliseum. Isiah Robertson earns NFC linebacker-of-year award for third consecutive season. Following the season Knox resigns to take Buffalo Bills head coaching post.

1978 On Feb. 1, Rosenbloom hires George Allen but releases Allen after second preseason game. Ray Malavasi becomes head coach and leads club to 12-4 record for sixth straight division title (tying NFL record). Rams beat Minnesota, 34-10, in playoff but lose NFC title to Dallas. Pat Haden earns NFC player-of-year award. Rams announce move to Anaheim Stadium beginning in 1980.

1979 Carroll Rosenbloom dies April 2 and his widow, Georgia, becomes majority owner. Club moves offices and in-season training facility to Juliette Low elementary school in Anaheim and rename the facility Rams Park. Despite multitude of injuries, team wins seventh straight division title to set NFL record, then beats Dallas (21-19) and Tampa Bay (9-0) in NFC Playoffs. Rams lose to Pittsburgh in Super Bowl XIV, 31-19.

1980 With Anaheim Stadium's capacity set at 69,045, Rams sell out last six home games and finish with 11-5 record. Rams lead NFL in rushing for first time since 1957, gaining 2,799 yards. Rams set 15 club records and tie three others. Nolan Cromwell is all-NFL and NFC defensive player of the year. Rams enter playoffs as wild card and lose to Dallas, 34-13.

1981 Rams finish 6-10, missing playoffs for first time since 1972. Nolan Cromwell and LeRoy Irvin named all-NFL. Irvin sets NFL record with 207 punt return yards in 37-35 win over Atlanta. Wendell Tyler rushes for 1,074 yards and ties Elroy Hirsch's club record of 17 touchdowns in a season. Rams sell out first seven regular season games at Anaheim Stadium.

1982 NFL players' strike wipes out seven games and the Rams finish last in NFC with 2-7 record. QB Bert Jones, acquired in draft day trade from Baltimore, misses last five games with neck injury. In Jones place, Vince Ferragamo throws for 509 yards vs. Chicago, second highest in league history. Following the season Ray Malavasi is dismissed as head coach.

1983 Spearheading one of the most dramatic turnarounds in NFL history, Rams owner Georgia Frontiere hires former USC Coach John Robinson in February. Revamped front office engineers a dozen off-season trades.



Los Angeles Rams head coach Chuck Knox during the Rams 22-7 victory over the Atlanta Falcons on October 19, 1975 at the Los Angeles Memorial Coliseum in Los Angeles, Ca.

California. With completion of the merger of the NFL and AFL, the Rams join San Francisco, Atlanta, and New Orleans in the Western Division of the National Conference of the new 26-team National Football League. Rams finish second to 49ers with 9-4-1 record. George Allen's contract is not renewed.

1971 On April 15, owner Daniel F. Reeves dies of cancer in New York. His longtime friend and

the Year. Rams win NFC West title, but lose in first round of playoffs to Dallas. Other changes introduced by Rosenbloom include return to blue and gold uniforms; team had worn blue and white since 1965.

1974 After 3-2 start, Rams trade John Hadl to Green Bay for five draft choices in bold move that stuns football world. Hadl's backup, James Harris, becomes starter and leads team to 10-4

Eric Dickerson is drafted in the first round in April. Robinson installs new offense (single back) and new defense (3-4-4). Rams go 9-7 and enter playoffs as wild card team, winning at Dallas before losing to Redskins in Washington. Dickerson breaks NFL rookie rushing record (1,808 yards), sets five Ram records, and is All-Pro. Robinson is NFC coach of the year.

1984 Rams make playoffs for second time in as many years after finishing with 10-6 mark. Rams host first playoff game at Anaheim Stadium before record crowd of 67,037 but lose to New York Giants in NFC Wildcard Game. Eric Dickerson rushes for 2,105 yards, breaking O.J. Simpson's NFL record of 2,003. Jack Youngblood sets Ram record by playing in 201st consecutive game. QB Jeff Kemp replaces injured Vince Ferragamo in Week 3 and leads team to nine wins. Dickerson is named NFC Player of the Year.

1985 Rams' season falls one game short when they lose to Chicago Bears in the NFC Championship Game. The defense and special teams play prominent roles in 11-5 regular season. Rams defense stifles Minnesota on one-inch line to preserve 13-10 victory as time runs out in Week 5. Ron Brown electrifies Anaheim Stadium crowd by returning two kickoffs for touchdowns against Green Bay to tie NFL record in Week 12. Eric Dickerson sets NFL playoff record by rushing for 248 yards against Dallas in Rams' first playoff win, 20-0, at Anaheim Stadium. Nine

record with 56 quarterback sacks and lead league. Rams have five of the top 47 choices in draft and select RB Gaston Green and WR Aaron Cox in the first round.

1989 Rams finish regular season with 11-5 record and qualify for playoffs as wild card entry. Team posts road playoff victories over Philadelphia and New York Giants before losing to San Francisco in NFC Championship Game. Rams' 13 wins are most since 1978. Willie "Flipper" Anderson, sets NFL record with 336 receiving yards on 15 catches versus New Orleans, Nov. 26. Jerry Gray returns interception for touchdown and is most valuable player in Pro Bowl. Jackie Slater is NFC Offensive Lineman of Year for third straight season and fifth time in career.

1990 Henry Ellard, (most receptions with 412 and yards with 7,037), and Jackie Slater (most games played with 209) set Ram records as the team posts 5-11 record. Rams end 49ers winning streak at 15 over two seasons with 28-17 victory in San Francisco.

1991 Rams endure 3-13 season. The franchise loses a record 10 games in a row to finish the season. John Robinson resigns as head coach prior to the club's last regular season game. T Jackie Slater becomes the first player in Ram history to play 16 seasons. Rams fail to have a player named to the NFL Pro Bowl for the first

Rams trade down in draft and have 10 choices in first six rounds and seven in first three. Auburn T Wayne Gandy is club's first choice, May 3. Rams exercise clause in their lease with city of Anaheim that allows the club to terminate lease within 15 months. Rams become first team ever to shut out Joe Montana with 16-0 win over Kansas City at Arrowhead Stadium. Team suffers fifth consecutive losing season after dropping final seven games. Chuck Knox is relieved of coaching duties at end of season.

1995 Frontiere moves franchise to St. Louis after 49 years in Southern California. NFL owners approve team's relocation effort with 23-6-1 vote, April 12, bringing NFL football back to St. Louis after eight-year absence. League owners originally block proposed move with 3-21-6 vote, March 15. Rams hire Steve Ortmayer as Vice President/Football Operations and former Oregon coach Rich Brooks as 19th head coach in team history. Rams greet St. Louis with 4-0 record to start season. Isaac Bruce produces record-breaking year with 119 receptions for 1,781 yards. Jackie Slater becomes first player in NFL history to play 20 seasons with one team by starting against Carolina and sets record for offensive linemen with 258 games played.

1996 Rams trade DE Sean Gilbert to Washington for sixth overall pick in 1996 draft and swap RB Jerome Bettis to Pittsburgh for second-round selection in 1996 and fourth-round pick in 1997.



(LEFT) Eric Dickerson, former SMU running back and L.A. Rams 1st round draft choice, with Rams Owner Georgia Frontiere and Coach John Robinson at news conference on April 26, 1983 in Anaheim, Ca.. (RIGHT) Frontiere watches her team play the New Orleans Saints alongside QB Chris Miller on Sept. 10, 1995 at Busch Stadium in the team's inaugural season in St. Louis.

Rams make NFC Pro Bowl team.

1986 Rams make playoffs for fourth consecutive year after posting 10-6 regular-season record. Rams acquire rookie QB Tim Everett from Houston. Everett throws three touchdown passes in debut against Patriots and starts last five games including playoff loss to Washington. Eric Dickerson surpasses former Ram RB Lawrence McCutcheon as the team's all-time leading rusher with 6,968 yards in only four seasons.

1987 Rams fail to make the playoffs for the first time since 1982 with 6-9 record. NFL players' strike shortens season by one game while three games are played with "replacement" players. Rams acquire six draft choices (three No. 1 and three No. 2 over next two years) from Colts in blockbuster trade for RB Eric Dickerson. Charles White takes over for Dickerson and wins NFL rushing title by gaining 1,374 yards and is named to his first Pro Bowl.

1988 Rams qualify for playoffs for fifth time in six seasons under John Robinson, who becomes winningest coach in club history with 58 victories. Rams lose NFC Wildcard Game to Minnesota after finishing with a 10-6 record. Rams tie club

time since the game's inception in 1950.

1992 Rams hire former head coach Chuck Knox (1973-77) as head coach, replacing John Robinson. Rams select DT Sean Gilbert, from the University of Pittsburgh with third choice in the first round. By doubling its victory total from previous year Los Angeles finishes 6-10. Rams deal eventual Super Bowl XXVII champion Dallas only loss at home 27-23 and set club record by overcoming 24-point deficit in 31-27 win at Tampa Bay. Kevin Greene is named to all-Pro first team.

1993 NFL and Player Association representatives agree on a new free agency system for players with 5 years or more experience. Rams select RB Jerome Bettis from the University of Notre Dame with 10th pick in the first round and Bettis earns Rookie of the Year honors after rushing for 1,429 yards (2nd in NFL) including 212 yards at New Orleans in 23-20 Rams' victory.

1994 Rams are active in off-season of change in which club signs several free agents, including QB Chris Miller of Atlanta and DT Jimmie Jones of Dallas, and trades QB Jim Everett.

Team moves into state-of-the-art administration and practice facility in June and move training camp from Maryville University in suburban St. Louis to Western Illinois University in Macomb. S Keith Lyle ties for NFL lead in interceptions with 9.

1997 Rams celebrate club's 60th anniversary of professional football. Dick Vermeil is hired as head coach and President of Football Operations, replacing Rich Brooks, Jan. 20. Vermeil replaces Steve Ortmayer with Lynn Stiles as Vice President/Football Operations. Vermeil assembles experienced staff of five former professional football head coaches, including Mike White, Bud Carson, Jim Hanifan, Frank Gansz, and Dick Coury. Vermeil trades four picks to New York Jets in exchange for first pick in 1997 NFL draft. Rams select offensive tackle Orlando Pace.

1998 Defensive coordinator Bud Carson announces retirement. Dick Vermeil names Peter Giunta and John Bunting co-defensive coordinators. Rams defeat three AFC playoff-bound teams (Buffalo, New York Jets, New England).

1999 Rams acquire Pro Bowl RB Marshall

Faulk from Indianapolis in exchange for second and fifth round draft choices in 1999 NFL Draft, April 15. St. Louisan Trent Green, who attended Vianney High, highlights an aggressive off-season pursuit of veteran free agents. Rams also signed G Adam Timmerman of Green Bay, S Devin Bush of Atlanta, and LB Todd Collins of New England. Rams draft WR Torrey Holt, from North Carolina State, in first round (sixth overall). Green completed 28 of first 32 pass attempts before sustaining season-ending knee injury in third preseason game versus San Diego, Aug. 28. Kurt Warner, a former Arena League and NFL Europe player who went undrafted out of Northern Iowa, becomes the starter and leads Rams to their first division championship since 1985. Warner is only second player to throw for more than 40 touchdowns in one season, and is NFL's Most Valuable Player. Warner's only NFL experience had been in the fourth quarter of season-ending loss at San Francisco in 1998. Faulk is named offensive player of the year and sets NFL record for most total yards in a season, 2,429. Faulk is second player in NFL history (Roger Craig) with at least 1,000 yards rushing and 1,000 yards receiving in the same season.


2000 The Rams win three playoff games in January, 49-37 over Minnesota in the NFC Divisional Playoff Game, Jan. 16, and 11-6 over Tampa Bay in the NFC Championship Game. Kurt's Warner's 31-yard pass to Ricky Proehl with 4:44 remaining brings Rams from behind against Tampa Bay, Jan. 24. The Rams defeat Tennessee 23-16 in Super Bowl XXXIV at Atlanta on 74-yard pass play, Warner to Isaac Bruce, with 1:54 remaining. The victory is not clinched until LB Mike Jones makes touchdown-saving tackle at the one-yard line on the last play, Jan. 31. Eight Rams--Warner, Faulk, Bruce, Orlando Pace, Kevin Carter, D'Marco Farr, Adam Timmerman, and Todd Lyght--are selected to the NFC Pro Bowl squad. Dick Vermeil retires and is replaced by assistant coach Mike Martz as head coach, Feb. 2. The Rams tie for the NFC West title with 10-6 record but lose in first round of playoffs at New Orleans after a season in which two top players, QB Kurt Warner and RB Marshall Faulk, miss a combined total of eight games with injuries. Rams score franchise record 540 points, including 57 point effort against San Diego Oct. 1 in which Rams scored on every possession (6 TDs, 5 FGs). Faulk scores NFL-record 26 touchdowns in 14 games and is a unanimous choice for NFL Most Valuable Player and repeats as Offensive Player of the Year. Warner, Faulk, Isaac Bruce, and Orlando Pace are selected to the Pro Bowl.

2001 Martz appoints Lovie Smith defensive coordinator, Bobby April special teams coach, Ron Meeks secondary coach, Bill Kollar defensive line coach and promotes offensive assistant Ken Zampese to wide receivers coach, in January. Henry Ellard becomes offensive assistant. Rams draft three defensive players, DT Damione Lewis (12), S Adam Archuleta (20), and DT Ryan Pickett (29) in first round of NFL draft, continuing overhaul of that unit, April 21. Tackle Jackie Slater and defensive end Jack Youngblood are inducted into Pro Football Hall of Fame and, for the third time since AFC-NFC series began in 1970, Rams play in the Hall of Fame game, defeating Miami Dolphins, 17-10, Aug. 5-6. Rams become second team in NFL history to open season with 6-0 record in three consecutive years by defeating the New York Jets, 34-14, Oct. 21. The only other team to accomplish feat was Green Bay Packers (1929-31). Kurt Warner is named NFL Most Valuable Player and Marshall Faulk is named NFL Offensive Player of the Year. Rams win NFC West with 14-2 record, best in club history, and become first team in NFL history to score at least 500 points three consecutive seasons.

2002 Rams defeat Green Bay 45-17 and Philadelphia 29-24 to win second NFC Championship in three years, advancing to Super Bowl XXXVI. New England defeats Rams, 20-17, on 48-yard field goal by Adam Vinatieri as game ended, Feb. 3. Isaac Bruce, Marshall Faulk, Kurt Warner, Orlando Pace, and Aeneas Williams are selected to Pro Bowl. Bruce, Warner, and Pace withdraw because of injuries. Torrey Holt and Adam Timmerman are later added to NFC squad. Injuries play big role in 7-9 season as starters miss 45 games. Rams join 2001 Washington Redskins as only teams in league history to win next five games after starting the season 0-5. Marc Bulger becomes third Rams' QB since 1970 (Dieter Brock 7, 1985; Kurt Warner 6, 1999) to post at least six consecutive wins to start career. Rams stage two double-digit fourth-quarter comebacks for first time since 1989, rallying from 10 down to beat San Diego, 28-24, Nov. 10, and 17 down to beat archrival San Francisco, 31-20, Dec. 30.

2003 Martz names Steve Fairchild offensive coordinator/quarterbacks coach, Perry Fewell secondary coach, Frank Falks tight ends coach, and Bob Babich linebackers coach. Through trades and free agency, Rams acquire veterans C Dave Wohlabaugh, T Kyle Turley, TE Cameron Cleeland, P Sean Landeta, and S Jason Sehorn. Team selects DT Jimmy Kennedy (12), LB Pisa Tinoisamoa (43), WR Kevin Curtis (74), WR Shaun McDonald (106), and CB DeJuan Groce (107) with first five selections in 11-player draft class. After losing two of first three games, Rams win four straight and 11 of next 12 to win third division title and earn fourth playoff appearance in five seasons. The Rams go 12-4, posting their fourth 10-win season in past five years.

2004 After first-round bye, Rams lose in divisional playoff round to Carolina Panthers, 29-23, in double overtime, fifth longest playoff game in NFL history. The Rams place NFC-high six players in Pro Bowl, including three first-time selections (QB Marc Bulger, DE Leonard Little, K Jeff Wilkins) along with S Aeneas Williams (eighth), T Orlando Pace (fifth), and WR Torrey Holt (third). Jim Hanifan, one of the outstanding offensive line coaches in NFL history, retires. The team names Larry Marmie defensive coordinator, Mike Stock special teams coach, John Benton assistant offensive line coach, and Joe Vitt linebackers coach. First-round pick RB



Scenes from Super Bowl XXXIV. The Rams faced off against Jeff Fisher and the Tennessee Titans and won 23-16. (Top to Bottom, L to R) Inside the Georgia Dome in Atlanta, Ga.; Hall of Fame RB Marshall Faulk; DE Kevin Carter; Head Coach Dick Vermeil; WR Torrey Holt; Owner Georgia Frontiere, Vermeil on during the on-field, postgame interview.

Steven Jackson (24th overall) and third-round pick DE Anthony Hargrove (91st overall) high-light seven-member 2004 NFL Draft class. Rams celebrate 10th season in St. Louis by extending consecutive sellout streak to 85. Rams stage one of the most dramatic comebacks in franchise history at Seattle, rallying from 27-10 deficit with 5:43 to play with 17 points to force overtime. Rams then won on first possession of overtime, 33-27, Oct. 10.

2005 After clinching fifth playoff berth in last six seasons, Rams complete three-game sweep of Seattle by winning wildcard game on road, 27-20, gaining first road playoff win since 1989, becoming first 8-8 team in NFL history to win playoff game. Rams lose following week at Atlanta, 47-17, in divisional round. T Orlando Pace and WR Torry Holt earn Pro Bowl selections. Rams name Bob Ligashesky special teams coach, Charles Bankins assistant special teams coach, Kurt Schottenheimer secondary coach, and Pat Carter offensive assistant. Rams select T Alex Barron (19th overall), CB Ronald Bartell (50th overall), S Oshiomogho Atogwe (66th overall), and G Richie Incognito (81st overall) among 11-man draft class. Rams get new artificial turf field, FieldTurf, at Edward Jones Dome. Head Coach Mike Martz leaves team after five games due to health reasons. Assistant Head Coach/Linebackers coach Joe Vitt leads team final 11 games. Rams stage dramatic comeback at Houston, overcoming 17-point fourth quarter

headed the Rams' free agent class. St. Louis also traded for wide receiver-kick returner Dante Hall and defensive end James Hall in off-season. Rams were struck by unremitting string of injuries and finished with 3-13 record but became fifth franchise in league history to win 500 games with 16-6 victory over San Francisco Nov. 18. Wide receiver Torry Holt earned seventh Pro Bowl berth and safety Oshiomogho Atogwe led NFC with eight pass interceptions.

2008 Owner Georgia Frontiere passes away Jan. 18, 2008. Frontiere's children, Chip Rosenbloom and Lucia Rodriguez take control of the team. Linehan overhauled coaching staff with appointments of offensive coordinator Al Saunders, quarterbacks coach Terry Shea, offensive line coach Steve Loney, running backs/assistant head coach Art Valero, and elevated Ron Milus to secondary coach; Milus had been assistant secondary coach. Bob Saunders was named offensive assistant/assistant wide receivers coach. The Rams lose first four games of the 2008 season and Linehan is relieved of his duties. Defensive Coordinator Jim Haslett is named head coach. The Rams win the first two games under Haslett, but lose 10 consecutive games to finish season with 2-14 record. RB Steven Jackson rushes for 1,042 yards in 12 games to become second running back in Rams history (Eric Dickerson, 1983-86) to rush for 1,000 yards in four consecutive seasons (2005-08). P Donnie Jones establishes

tive 1,000-yard seasons. On defense rookie LB James Laurinaitis became on the second rookie in franchise history to lead the team in tackles. K Josh Brown led the team in points and tied a franchise record with six field goals from 50 yards or more. P Donnie Jones became the Rams' all-time leading punter with a 48.0-yard career gross average.

In the offseason, the Rams added veteran free agents QB A.J. Feeley, LB Na'il Diggs, DT Fred Robbins, and C Hank Fraley. With the first overall pick of the 2010 NFL Draft, the Rams chose Oklahoma QB Sam Bradford. The Rams had 11 picks in the 2010 draft.

E. Stanley Kroenke becomes the majority owner of the St. Louis Rams. Kroenke becomes the eighth majority owner in the team's 73-year history. The St. Louis Rams retired No. 80, the jersey number worn by wide receiver Isaac Bruce. The Rams finish the season with a 7-9 record, good for second place in the NFC. The six-game improvement marks the second biggest turnaround in the NFL. RB Steven Jackson rushes for 1,241 yards to earn his third Pro Bowl invitation. In addition, after rushing for 110 yards against Tampa Bay, he becomes the franchise's all-time leading rusher, passing Hall of Famer Eric Dickerson. Rookie QB Sam Bradford earns NFL Rookie of the year honors and sets new NFL rookie records for attempts and completions while finishing with the second most passing yards by a rookie in NFL history. The seven wins



(LEFT) Rams Owner/Chairman E. Stanley Kroenke speaks with NFL Commissioner Roger Goodell prior to a game against the New York Giants on Sept. 11, 2011. (RIGHT) RB Steven Jackson runs for yardage against the Seattle Seahawks on Sept. 30, 2012 in St. Louis. The Rams won the game 19-13 and finished with a 4-1-1 record in a tough NFC West division.

deficit, scoring 10 points in final 30 seconds, to force overtime and win, 33-27.

2006 Owner Georgia Frontiere names Scott Linehan as the 22nd head coach in franchise history on Jan. 19. Former NFL head coach Jim Haslett is named defensive coordinator, and Greg Olson is named offensive coordinator. After winning four of their first five games, the Rams lose seven of the next eight, then rally with three consecutive victories to end season with 8-8 record. Two of the Rams' losses came on field goals on last play of game against Seattle, 30-28 in Week 6, and 24-22 in Week 9. Running back Steven Jackson earned first Pro Bowl berth with breakout season, including 1,528 yards rushing and 90 pass receptions. Marc Bulger and Torry Holt also are selected to play for NFC Pro Bowl team; Holt declined invitation because of pending off-season knee surgery.

2007 Al Roberts named special teams coach, Jan. 29. Rams select Nebraska defensive lineman Adam Carricker as 12th player in first round of NFL draft, April 28. Wide Receiver Drew Bennett, tight end Randy McMichael, safety Toodd Johnson, and linebacker Chris Draft

franchise record with 50.0 yard gross punting average. Jones is second player in NFL history to record 50.0-yard gross punting average, joining Hall of Famer Sammy Baugh who averaged 51.4 yards in 1940 as a member of the Washington Redskins.

2009 Rosenbloom and Rodriguez name Steve Spagnuolo as the new head coach Jan. 17, 2009. Spagnuolo names Pat Shurmur as offensive coordinator and Ken Flajole as defensive coordinator. The Rams place the franchise tag on safety Oshiomogho Atogwe, re-sign cornerback Ron Bartell and acquire free agents center Jason Brown, safety James Butler and fullback Mike Karney. With the second overall pick of the 2009 NFL Draft, the Rams chose tackle Jason Smith from Baylor.

2010 Although the Rams did not achieve the success they envisioned on the field, Coach Spagnuolo built a solid foundation for the team to grow. In 2009, RB Steven Jackson was selected to his second Pro Bowl after rushing for an NFC-leading 1,416 yards, and while becoming the first Rams' running back to have five consecu-

are the most wins by a rookie quarterback chosen No. 1 in the NFL Draft. With the 14th overall pick of the 2011 NFL Draft, the Rams choose DE Robert Quinn from North Carolina.

2011 RB Marshall Faulk became the first St. Louis Ram inducted into the Pro Football Hall of Fame. The 2011 season was another one filled with milestones for RB Steven Jackson. The three-time Pro Bowler rushed for 1,145 yards, his seventh-consecutive 1,000-yard season. He also moved into third in Rams history in yards from scrimmage and all-purpose yards and into sixth in team history in career receptions. After arriving from Denver in a mid-season trade, WR Brandon Lloyd gave the offense a boost as he caught 51 passes 683 yards and five touchdowns. On the defensive side of the ball, the Rams were again paced by DE Chris Long and LB James Laurinaitis. Long recorded a career-high 13.0 sacks while adding 15 quarterback pressures and 16 hits. For the third time in as many seasons in St. Louis, Laurinaitis surpassed the 100 tackle mark as he led the team with 142 stops. At the conclusion of the 2011 season, Coach Spagnuolo and GM Billy Devaney are relieved of their duties.



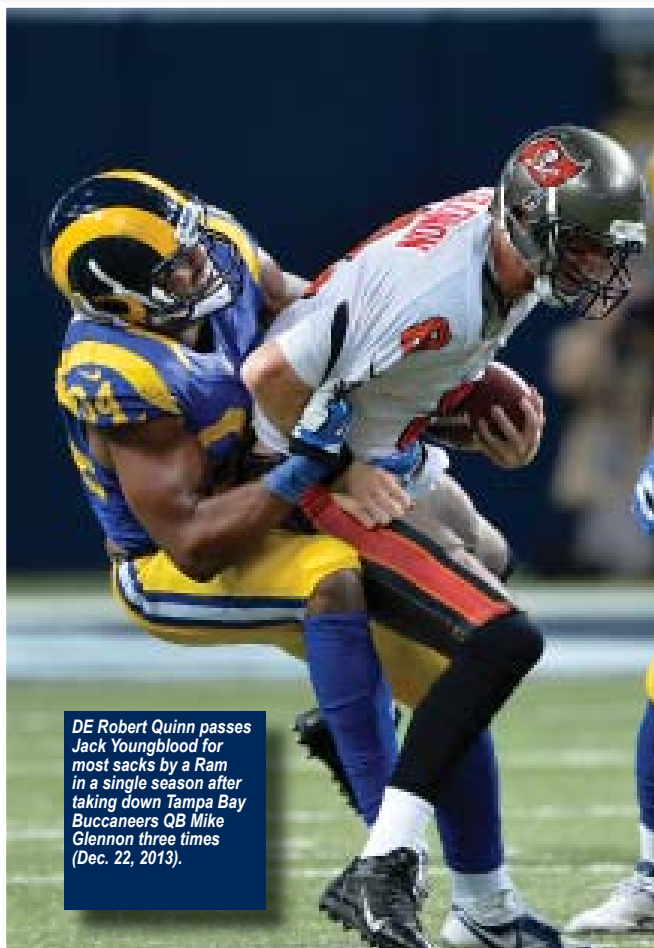
(L to R) Head Coach Jeff Fisher, General Manager Les Snead, and Executive VP of Football Operations/C.O.O. Kevin Demoff during a veterans minicamp on April 17, 2012 at Rams Park.

2012 Jeff Fisher was appointed as the club's 26th full-time head coach on January 17, 2012. The Rams hire Les Snead as the General Manager on February 14, 2012. Together, Fisher and Snead finalized a trade with the Washington Redskins that sent the second overall selection in the 2012 Draft to Washington. In exchange for the second overall pick, the Rams received Washington's first (sixth overall) and second (39th overall) round selections in the 2012 draft as well as the Redskins' first selection in the 2013 and 2014 drafts. On Draft day, the Rams trade down to 14th overall to acquire more picks and select DT Michael Brockers.

In Fisher's first year the NFL's youngest team battled to a 7-8-1 record while establishing a foundation for a bright future. The team traveled to London to play in the league's International Series vs. the Patriots on October 28, 2012.

Offensively, the Rams were led by RB Steven Jackson, who rushed for 1,042 yards to give him an eighth-consecutive season over the 1,000-yard mark. QB Sam Bradford set new career highs in yards (3,702), touchdown passes (21) and passer rating (82.5). WRs Danny Amendola (63 rec.- 666 yards-3 TD), Brandon Gibson (51-691-5) and rookie Chris Givens (42-698-3) led the way in the passing game, along with a strong second season from TE Lance Kendricks (42-519-4). On the defensive side of the ball, St. Louis tied for the NFL lead with 52 sacks and were tops in the league in sacks per pass play. DEs Chris Long (11.5) and Robert Quinn (10.5) paced the pass rush. LB James Laurinaitis led the team in tackles for a fourth straight season. Rookie Janoris Jenkins led the NFL with four defensive touchdowns. K Greg Zuerlein set a new team record with seven field goals of 50 yards or more, including a team-record 60-yarder. In the 2013 Draft, the Rams traded up in the first round to select WR Tavon Austin and used their second first round selection on LB Alec Ogletree.

2013 Defensive End Robert Quinn put together one of the best seasons among pass rushers in team history. He was named to the Pro Bowl and First-Team All Pro, and established a new franchise single-season sack record with 19.0. He led the NFC and was half a sack shy of NFL leader Robert Mathis of Indianapolis and was also second to Mathis in forced fumbles (Mathis-8, Quinn-7). As a defensive unit, the team ranked No. 9 against the run, marking the first time the team cracked the top-10 in the category since 2001. The offense started the season ablaze as TE Jared Cook set a new record for most receiving yards in a season by a Rams tight end in his debut with the team. Cook caught seven passes for 141 yards and two touchdowns in the team's Week 1 victory vs. the Arizona Cardinals. Quarterback Sam Bradford was on pace for the best season of his career until he was sidelined with a knee injury in Week 7 against the Carolina Panthers. In his absence, Kellen Clemens took over the reins and rookie RB Zac Stacy emerged. Stacy, a fifth-round draft selection, started in the final 12 games of the year and registered 969 yards in his first NFL season. The Rams boasted one of the NFL's top special teams units and was led by P Johnny Hekker, a Pro Bowler and First-Team All-Pro, who set an NFL single-season record with a 44.2-yard net punting average.



DE Robert Quinn passes Jack Youngblood for most sacks by a Ram in a single season after taking down Tampa Bay Buccaneers QB Mike Glennon three times (Dec. 22, 2013).

2014 Stan Kroenke takes full ownership of the team. The Rams had 11 selections in the 2014 NFL Draft, two in the first round. With the second overall pick, via Washington, the Rams selected OL Greg Robinson from Auburn. With the 13th pick, the Rams took DT Aaron Donald from Pittsburgh. Donald led all NFL rookies with a 9.0 sacks and earned Defensive Rookie of the Year. Third-round draft pick RB Tre Mason from Auburn led the team in rushing and finished the season second among NFL rookies in rushing yards. Sixth-round draft pick CB E.J. Gaines started 15 games. In 2014, Rams rookies accounted for a total of 51 starts. Also, in the seventh round, the team drafted Michael Sam, the first openly gay player to be drafted in the NFL.

Donald and DE Robert Quinn earned Pro-Bowl berths, while P Johnny Hekker earned second-team All-Pro honors.



Rams DE Michael Sam during a game against the Miami Dolphins on August 28, 2014 at Sun Life Stadium.



Rams DE Robert Quinn during a game against the Seattle Seahawks on October 19, 2014 at the Edward Jones Dome.



Rams DT Aaron Donald during a game against the Seattle Seahawks on December 28, 2014 at CenturyLink Field.

2015 The Rams selected RB Todd Gurley with the 10th overall selection in the NFL Draft. Gurley earned offensive rookie of the year and Pro Bowl honors as he led all rookies in rushing and finished third among all NFL runners in rushing yards (1,106). DT Aaron Donald earned his second Pro Bowl appearance and First-Team All-Pro honors after posting 11 sacks, 22 tackles for loss and 49 quarterback pressures. In the secondary, CB Trumaine Johnson finished tied for third in the NFL with seven interceptions, one of which was returned

for a touchdown. P Johnny Hekker turned in another stellar season on his way to his third Pro Bowl trip and second First-Team All-Pro honors. Hekker led the NFL in punts, gross average, net average and punts downed inside the 20-yard line. He's the first player to lead the league in all three categories since the NFL began tracking punts inside the 20 in 1976. On January 12, 2016, the Rams were officially approved to move back to the greater Los Angeles area for the 2016 season and beyond.



Rams P Johnny Hekker, RB Todd Gurley and DT Aaron Donald pose for a group photo with cheerleaders at the 2016 Pro Bowl on January 29, 2016 in Kahuku, Hawaii.




Rams RB Todd Gurley during a game against the Arizona Cardinals on October 4, 2015 at University of Phoenix Stadium.

PREVIOUS OWNERS

2016 MEDIA GUIDE





CARROLL ROSENBLOOM

Carroll Rosenbloom was a legendary and towering figure among NFL owners, who left a mighty legacy and served as a powerful inspiration for his wife, Georgia, and their children, Chip and Lucia.

Rosenbloom was an architect of the modern NFL, which has become the most-watched, anticipated, and admired sports entity in American history. During his dynamic, 26-year NFL career, Rosenbloom compiled a remarkable 226-116-8 record, with a winning percentage of .660, the greatest won-loss achievement of any NFL owner.

Rosenbloom came to the NFL in 1953 and took the Baltimore Colts from the bottom of the league to the top, winning world championships in 1957, '58, and in 1970 (Super Bowl V). The Colts also won an NFL title in 1968 and played in Super Bowl III.


From 1957 through 1978, Rosenbloom teams endured just one losing season and posted a combined record of 210-85-7, a .710 winning percentage. From 1964 through 1978, the Colts and Rams were 156-49-7 for a .760 percentage.

"C.R.'s" indelible mark on the NFL was evident not only by his teams' on-field success but by his vision and boldness.

Rosenbloom was one of three owners (Pittsburgh's Art Rooney and Cleveland's Art Modell followed) who agreed to move their franchises to the American Football Conference to ensure a balanced league after the NFL merged with the American Football League in 1970.

Rosenbloom also was an architect in the planning and execution of the league's national television contracts and he made the most revolutionary move of all, trading franchises, the Colts for the Los Angeles Rams, in 1972. The Rams, under Rosenbloom's steady hand, won six consecutive NFC West championships (1973-78).

Rosenbloom passed away in 1979, survived by his wife Georgia, their children Lucia and Chip, and Suzanne, Danny, and Steve from his previous marriage.



Rosenbloom, owner of the Los Angeles Rams of the NFL, poses with model of Anaheim stadium after remodeling during a news conference, Tuesday, July 25, 1978, in Anaheim. Rosenbloom announced that the Rams will move to Anaheim for the 1980 season.



Coach George Allen, right, with Rosenbloom on Feb. 1, 1978.





GEORGIA FRONTIERE

Georgia Frontiere created a remarkable legacy. She was recognized as one of America's most accomplished businesswomen and an exemplary humanitarian. Born in St. Louis, Georgia later returned to her hometown as chairman and owner of the St. Louis Rams.

Georgia competed and won on the field and in the boardroom. An astute team leader, Georgia led the Rams for 29 seasons with a winning tradition. As the First Lady of Sports in her native St. Louis, Frontiere led one of pro football's great franchises. The Rams were NFC Champions in 1979, 1999 and 2001. In 2000, the St. Louis Rams won Super Bowl XXXIV. Georgia was a goodwill ambassador taking the team to England in 1987, to Japan in 1989 and to Germany in 1990 where the Rams won all three contests and were named our nation's American Bowl Champions.

Three words describe Georgia best: *courage*, *compassion* and *commitment*. Georgia had the courage to fight life's greatest battles, to never give up and the compassion to help others. Concerned for former players' families, Georgia supported the "Pre-'59ers," the 1000-plus NFL players who left the playing field before 1959 and did not qualify for the league's pension plan. She started the "Dire Need Fund" for the Los Angeles Chapter of the NFL Alumni Association which led to the creation of a league-wide NFL fund.

An accomplished golfer, Georgia often played in NFL Alumni events and was honorary chair for the 2003 event in St. Louis.

Georgia also was the honorary chair for "A Taste of Italy," an event that raised \$125,000 for Show Me Aquatics and Fitness, an inclusive organization assisting anyone from Olympic hopefuls to those with special needs.

Georgia was also committed to helping those in need through Variety – The Children's Charity, The Fulfillment Fund, St. Jude Children's Research Hospital and other charitable organizations.

The Rams Foundation, a dream of Georgia's from the moment she announced the franchise was relocating, has donated more than \$6 million in grants, merchandise and tickets to charities in the St. Louis area since the foundation was created in 1997.

Having grown up during World War II, Georgia remembered the young Americans who gave their lives fighting side by side with members of Great Britain's Royal Air Force. Together with actors Charlton Heston and James Stewart, Georgia chaired the efforts to raise funds to help construct the American Air Museum in Duxford, England. More than 30,000 names are etched on the walls of the Georgia Frontiere Gallery in the museum.

The museum, which houses many of the aircraft and other pieces from World War II, commemorates the American airmen who fought in the European aerial conflict. The museum opening in 1997 was dedicated by Queen Elizabeth and attended by Prince Philip and Heston. Georgia chaired the rededication of the Air Museum in 2002 with former President George H.W. Bush and Prince Charles.

Georgia's passions were music, poetry and her faith.

An accomplished soprano, she performed with the Beverly Hills Pops Orchestra, the St. Louis Symphony (an "Evening with Lerner and Lowe"), and was the featured soloist for the Easter Sunrise Services at the Hollywood Bowl in Los

Angeles. Parishioners attending Midnight Mass at St. Roch's Church in St. Louis were captivated by Georgia's stunning renditions of "Ave Maria" and "Oh Holy Night."

Her love of music and opera inspired Georgia to become a member of the Golden Horseshoe of the New York Metropolitan Opera and she was a member of the Founders of the Los Angeles Music Center Opera board. Georgia also funded scholarships for young students of the performing arts, allowing those students to pursue their educations.

Youngsters with other dreams have been beneficiaries of Georgia's more than \$1 million commitment to the Fulfillment Fund, an organization which sponsors more than 2,000 high school students who have college potential but whose financial opportunities are limited.

On January 18, 2008, Georgia passed away surrounded by her family. She is survived by Earle Weatherwax, her companion of 20 years, her children, Lucia Rodriguez and Chip Rosenbloom, and six grandchildren. She will be deeply missed.



GEORGIA AT A GLANCE

ON GEORGIA'S WATCH

- Of the 28 NFL teams in existence in 1980, the Rams are among seven who have participated in at least three Super Bowls.
- Since 1979, the Rams have won one Super Bowl championship, two NFC championships, and five division championships.
- Since 1979, the Rams have qualified for the playoffs 13 times and participated in 24 playoff contests. During that span the team has won at least 10 games 12 times.
- The Rams are one of four NFL teams (New England, New York Giants, and Pittsburgh Steelers) to participate in the Super Bowl in each of the last two decades.

MAKING A DIFFERENCE

- Georgia played a principal part in the "Bikes for Kids" program, which annually provides bicycles for children of low-income families. Since the program's inception in 1996, almost 2,000 youngsters have received bicycles.
- The Rams annually support the United Way. Georgia appeared in a United Way public service announcement in 1997 and helped orchestrate the 25th anniversary of the NFL/United Way Partnership with a series of local activities in 1998. She was a member of the Alexis de Tocqueville Society for her contributions to the United Way, and served on the United Way Board of Directors.

TRIBUTES

- Georgia was honored by St. Louis Variety, The Children's Charity, as its Woman of the Year for 2005.
- The American Heart Association honored Georgia, along with veteran news reporter Walter Cronkite, with the Missouri Award.
- The St. Louis Ambassadors named Georgia "Sportsperson of the Year."
- St. Louis' Herbert Hoover Boys & Girls Club awarded her the National Service to Youth Award for 2005.
- Georgia was named the "First Lady" of the St. Louis "Old Newsboys' Day" and was inducted into the Newsboys' Hall of Fame.

- The Orange County Sheriff's Advisory Council in California presented Georgia, the council's founder, with a special award to show its appreciation. The organization provides bulletproof vests, canine units, vehicles, and other essential equipment to law enforcement. She founded Project 999, which has raised nearly \$1 million to provide financial support for injured or fallen officers and their families.


- Georgia was a recipient of the Ellis Island Medal of Honor.
- Georgia held an honorary doctorate in philanthropy from Pepperdine University in Malibu, Calif.

THE BOARDROOM

- Georgia was on the board of the St. Louis Herbert Hoover Boys & Girls Club.
- She was on the Board of Governors of Chapman College in Orange, Calif.
- Georgia served on the boards of Laumeier Sculpture Park and Cinema St. Louis.
- She was on the board of the Los Angeles Orphanage Guild.
- Georgia served on the board of the St. Louis Symphony and the St. Louis Zoo.
- She was a board member of the Crohn's and Colitis Foundation of America and a national board member of the American Foundation for AIDS Research.
- Georgia was a national board member of the St. John's Ambulance Brigade of Great Britain, which provides free ambulance and emergency services throughout the United Kingdom.
- She was on the board of Wings of Hope, a humanitarian organization that provides air transportation to those requiring emergency medical attention and supplies in the United States and in some of the most remote areas of the world.



Relocation Agreement



(Top, L to R) Georgia with Hall of Fame player Jack Youngblood; Georgia celebrates the arrival of Rams football to her hometown of St. Louis; Georgia, Head Coach Dick Vermeil, and QB Kurt Warner embrace as the franchise wins Super Bowl XXXIV

Bottom (L to R) Georgia poses with tackle Orlando Pace; Georgia is all smiles with the Vince Lombardi Super Bowl Trophy; The Rams owner showcases her love for others and service as she spends time with children of St. Louis.



REMEMBERING GEORGIA

"Our mom was a beautiful person who lived an extraordinary life. She put up a courageous and brave fight. Thanks to her doctors and her spirit we were blessed with more time with her than expected."

"Our mom was dedicated to being more than the owner of a football team. She loved the Rams' players, coaches and staff. The warmth and generosity she exuded will never be forgotten."

"She will be missed by those who loved her and will be remembered as a kind and generous person. We will love her forever."

- Statement from Georgia's daughter, Lucia Rodriguez and son, Chip Rosenbloom

"Georgia Frontiere was instrumental in bringing professional football back to her native Missouri. She was a devoted mother, a passionate owner and an advocate for the less fortunate. I always enjoyed my time with Georgia and her family. She was a good friend and business partner. She will be dearly missed."

- Statement from Stan Kroenke, Vice Chairman/Owner

"It's been my privilege for twenty-eight years to work for a loyal, generous, and supportive owner who was totally committed to her football team. This is an enormous loss for me and for the Rams' organization. All of our prayers and sympathy go out to her family."

- Statement from John Shaw, Senior Advisor/Owners' Representative

"Georgia loved people and laughed often. She engaged herself in all of our lives and looked for the best in others and gave her best to all...She made the world a better place for all of us. Thank you, Georgia, for sharing your life and your Rams with me."

- Statement from Jay Zygmunt, Former President of Football Operations/General Manager

"Georgia was a wonderful person and owner. She was kind, generous and concerned with all of us who loved or worked for her beloved Rams. Whether it was dinner and a movie or the thoughtful and festive holiday party for Rams players and staff, Georgia made you feel like part of her family. The Rams are known for their diversity epitomized by their female owner and Georgia's primary criteria

for her employees regardless of gender, race or ethnicity was passion for her team. She will be missed."

- Statement from Bob Wallace, General Counsel

"Georgia Frontiere loved life, and its adventures, more than anyone I knew. She was a remarkable woman. She was eccentric and colorful and unpredictable and never dull. And what a life. What an improbable and unimaginable life. If you wrote a book about all of her days and nights, people would dismiss it as fiction, except that it happened."

"No wonder Georgia didn't want to give up, didn't want to leave, didn't want the journey, the escapade, to end. The doctors told Georgia's family months ago that she didn't have much time left, but she battled on with as much toughness as the roughest Rams player."

"She outlived the predictions, outlasted the doctors, and extended that wonderful life"

"In the time I spent with her, she was kind and generous with people. She did a lot of things behind the scenes to help various causes; one time she heard that a church in the city needed a roof, and she paid for it. And there were at least a hundred stories like that, stories that never got out."

- Excerpts from "Georgia gave her hometown an NFL team – and a lot more," Bernie Miklasz, St. Louis Post-Dispatch, January 19, 2008

"Georgia was unique in her life as wife, mother and the owner of her Rams (that's how she referred to her beloved football team). Her love was extended and touched so many... That will be missed immensely!"

- Statement from Jack Youngblood, Former Rams Defensive End and Hall of Fame Player

"It's an end of an era. She was the only active woman owner in sports and she took her team to the Super Bowl three times. That's hard enough to do just once. She cared about the players. I remember when she came back from Europe with a couple outfits for my daughters, who were young kids. It was not something that your average owner would do."

- Statement from Vince Ferragamo, Former Rams Quarterback

"[Susan and I] would like to offer our deepest condolences to Georgia's family and to the Ram family as well. Saying goodbye is never easy for us, especially when it involves the special people in our lives. We will truly miss Georgia; she was one of a kind."

- Statement from Merlin Olsen, Former Rams Defensive Tackle and Hall of Fame Player

"My first experience with Georgia was motherly. When I was drafted in 1984, the next day Georgia sent a bouquet of roses to my mother, promising her that she would take care of her son. From that point on, I was considered one of Georgia's sons, and was proud of that fact. I think she was outstanding for the Rams, as well as the National Football League. She will be truly missed."

- Statement from Isaac Bruce, Former Rams Wide Receiver

"Georgia Frontiere was the first lady of sports in her native St. Louis."

"She returned pro football to St. Louis and brought the city its first Super Bowl championship. She had a deep love for her Rams and all the people who contributed to the success of her franchise and the NFL, especially former players."

"Her philanthropic work was legendary and wide ranging, but her special focus was retired NFL players and the arts. She was a talented and wonderful person."

- Statement from Roger Goodell, NFL Commissioner

"Georgia Frontiere brought a professional football team back to her hometown of St. Louis. Her Rams have almost always fielded entertaining teams – and their two trips to the Super Bowl were occasions of great civic celebration. For that, she earned the lasting gratitude of local sports fans."

"Even more of us, though, will remember Georgia for her big heart. Her Rams Foundation, a model of its kind, has supported the programs of hundreds of local organizations dedicated to kid's health, literacy, recreation, and youth football."

- Statement from Francis G. Slay, Mayor, City of St. Louis



(L to R) Georgia on a special day in St. Louis - Super Bowl parade, 2000. Earle Weatherwax, her companion of 20 years, also enjoys the moment; Georgia with Rams Hall of Fame offensive tackle Jackie Slater; Georgia holds up the George S. Halas trophy after the Rams beat the Philadelphia Eagles in the NFC Championship game on Jan. 27, 2002.





CHIP ROSENBLOOM

Chip Rosenbloom served as the majority owner of the St. Louis Rams from 2008 to 2010 with his sister, Lucia Rodriguez. Rosenbloom was an integral part of the Rams family for over 60 years, as he followed in the footsteps of his legendary parents, Carroll Rosenbloom and Georgia Frontiere.

For several years, Rosenbloom played an important, behind-the-scenes role in the Rams organization. When Georgia passed away in January of 2008, Rosenbloom and Rodriguez, succeeded their mother, who guided the Rams from 1979 until her passing. Georgia took the reins of the Rams following the death of her husband, Carroll Rosenbloom, an NFL icon who owned the Baltimore Colts and Los Angeles Rams over a 26-year period.

Chip and Lucia sold the team to E. Stanley Kroenke in August of 2010.

Rosenbloom is an American film producer and writer, whose independent production companies have been instrumental in the development and production of over 25 feature films.

Rosenbloom is a graduate of USC Film School. He began his career at Aaron Spelling Productions and later worked in development for Mace Neufeld Productions.

Chip sits on a number of charitable boards, among them the Fulfillment Fund, a mentoring and scholarship charity; Earth Justice; and Variety-The Children's Charity.

He is married to the former Kathleen Melville. The couple has two children, son Alexander and daughter Olivia.





LUCIA RODRIGUEZ

Lucia Rodriguez carried on her mother's legacy as a committed philanthropist whose passion for the Rams touched the St. Louis community in her role as Owner/Chair of Community Outreach for the club.

Rodriguez, who became the Rams' owner and chair of community outreach in 2008, had been a part of the Rams family for her entire life. Her father, Carroll Rosenbloom, was a trailblazing owner, first with the Baltimore Colts during the era of Johnny Unitas and later the Los Angeles Rams, who were a dominant NFL team during Rosenbloom's tenure. Her mother, Georgia, was an equally remarkable figure, taking over the team upon her husband's death in 1979 and guiding the Rams through the next three decades.

Upon Georgia's passing in January of 2008, Lucia and her brother, Chip Rosenbloom, assumed majority ownership of the team. Lucia immediately began making an impact in the St. Louis community assisting various non-profits, while also joining Chip in overseeing football and business matters. Chip and Lucia served as majority owners for two seasons before selling the team to E. Stanley Kroenke in August of 2010.

During her time as owner and chair of community outreach, Lucia formed "Team Georgia" to participate in the Komen St. Louis Race for the Cure, which is one of the largest breast cancer fundraising walks in the world. The extended Rams family — from staff to sponsors to fans —responded to Lucia's call and raised more than \$180,000 for breast cancer research.

Lucia also continued her family's support of St. Jude Children's Research Hospital by hosting a memorial "Georgia's Drive Fore the Kids" dinner and golf tournament as well as a "Field of Hope" dinner and auction at the team's practice facility. Collectively, the events raised close to \$500,000 to enable St. Jude to continue its internationally recognized pioneering work in finding cures and saving children with cancer and other catastrophic diseases. In addition to helping raise money, Lucia visited the children who were receiving treatment at the hospital and hosted patient families at Rams' games.

Variety the Children's Charity of St. Louis also received support from Lucia and her brother, both of whom remain on the group's board. Lucia continues to chair their annual "Bikes for Kids" program, which provides new bicycles to children in need. Each year, Lucia attends the event, helps build the bikes and therapy bikes and then hands them out to the children and their families. Lucia also served as the honorary chair of Variety's Fashion Show and provided Rams player and cheerleader assistance. In 2009, Variety honored Lucia with its "Champion for Kids" award. In receiving the award, Lucia followed in the footsteps of her mother who was also recognized with the "Champion for Kids" award in recognition of her years of support of Variety, a charity that serves children with physical and mental disabilities in the Greater St. Louis region.



Lucia and Kevin Demoff pose with Community Quarterback Award Winners at Rams Park on December 5, 2014



Lucia with 2010 Team Georgia Race for the Cure participant in downtown St. Louis



During the season, Lucia led an effort to recognize outstanding local volunteers dedicated to improving the community. The annual recognition program, named the "Georgia Frontiere Community Quarterback Awards," granted \$20,000 to local non-profits in honor of their volunteering service. The Rams donated more than \$290,000 to community organizations through this initiative.


Lucia was also instrumental in the team's support of PHL, Inc., a local not-for-profit dedicated to improving the athletic facilities in the St. Louis Public Schools. In 2008, she attended a groundbreaking ceremony for a new multi-purpose athletic facility for Sumner High School and St. Louis' historic Ville neighborhood, and in 2009, she celebrated the project's completion at a ribbon cutting ceremony. The Rams provided PHL, Inc., financial assistance totaling \$450,000, with \$200,000 directed toward the Sumner project.

With community service a passion of Lucia's, she also assisted the Urban League in handing out turkey dinners to low-income families prior to Thanksgiving and joined the offensive line to serve Thanksgiving dinner to area charities. Lucia also assisted with hosting more than 4,000 underprivileged children at the team's annual "Motion for Kids" holiday party at the Edward Jones Dome and visited a local school with players and cheerleaders to speak on the importance of literacy.

Lucia continues to sit on the board of directors for Wings of Hope and has served as the honorary chair of fundraising events for Wings of Hope and Dance St. Louis. She was also on the board of the United Way of Greater St. Louis and has served on the fundraising committee of St. Roch parish and school in St. Louis.

Lucia has three sons, William, Stuart and Andrew, and a daughter, Lauren. Lucia is also a proud grandmother of four-year-old Lucia Pamela and 19-month old Caleb Joseph, the children of Will and his wife Laura.





HOMES OF THE RAMS

LEAGUE PARK, CLEVELAND

YEARS PLAYED: 1937-38, 1942, 1944-45

RECORD: 7-7 (.500)

FIRST GAME: 10/3/37, Rams defeated by Chicago Cardinals, 6-0

LAST GAME: 12/2/45, Rams defeated Boston Yanks, 20-7

HIGHLIGHTS: Rams finished 1945 season with 4-0 record at League Park, their first unbeaten home record.

MUNICIPAL STADIUM, CLEVELAND

YEARS PLAYED: 1937, 1939-42, 1945

RECORD: 6-10-2 (.438)

FIRST GAME: 9/10/37, Rams defeated by Detroit Lions, 28-0

LAST GAME: 12/16/45, Rams defeated Washington Redskins, 15-14

HIGHLIGHTS: Bob Waterfield threw two touchdown passes to lead Rams to their first World Championship, 15-14, over Washington. It was final home game for Rams in Cleveland before moving to Los Angeles. Rams played first game as NFL franchise before 25,000 at Municipal Stadium, but lost to Detroit, 28-0.

SHAW STADIUM, CLEVELAND

YEARS PLAYED: 1938

RECORD: 1-1 (.500)

FIRST GAME: 9/17/38, Rams defeated by Chicago Cardinals, 7-6

LAST GAME: 10/2/38, Rams defeated Detroit Lions, 21-17

HIGHLIGHTS: The Rams' victory over Detroit was the first home win in franchise history.

MEMORIAL COLISEUM, LOS ANGELES

YEARS PLAYED: 1946-79

RECORD: 145-79 (.647) (142-75 regular season; 3-4 postseason)

FIRST GAME: 9/29/46, Rams defeated by Philadelphia Eagles, 25-14

LAST GAME: 12/16/79, Rams defeated by New Orleans Saints, 29-14


HIGHLIGHTS: Norm Van Brocklin broke 17-17 tie in fourth quarter with 73-yard touchdown pass to Tom Fears as Rams claimed second World Championship, 24-17, over Cleveland Browns, 12/23/51. Rams posted winning home record in 26 of 34 seasons at Coliseum, including 7-0 mark in 1973. Rams became first team in NFL history to score 70 points in game with 70-27 victory over Baltimore Colts, 10/22/50.



Municipal Stadium



Cleveland Rams vs. Detroit Lions in 1938 at Shaw Stadium (named after high school on Shaw Avenue).



Memorial Coliseum





Anaheim Stadium

ANAHEIM STADIUM, LOS ANGELES

YEARS PLAYED: 1980-94

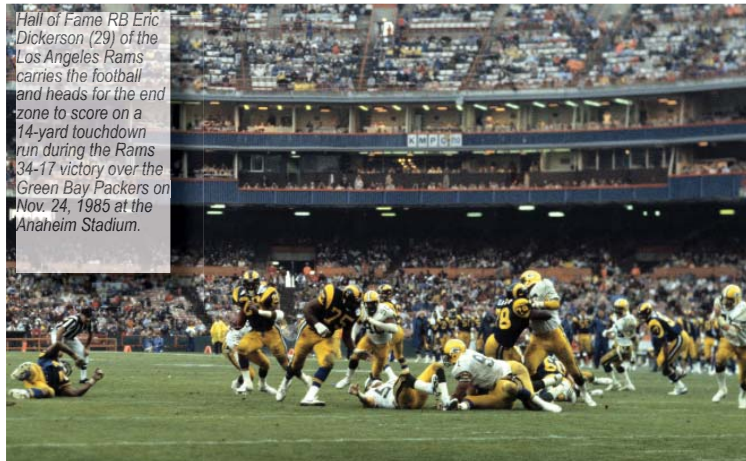
RECORD: 61-57 (.517) (60-56 regular season; 1-1 postseason)

FIRST GAME: 9/7/80, Rams defeated by Detroit Lions, 40-21

LAST GAME: 12/24/94, Rams defeated by Washington Redskins, 24-21

HIGHLIGHTS: Eric Dickerson broke O.J. Simpson's single season rushing record with a 215-yard performance against Houston, 12/9/84. Dickerson finished season with 2,105 yards.

Hall of Fame RB Eric Dickerson (29) of the Los Angeles Rams carries the football and heads for the end zone to score on a 14-yard touchdown run during the Rams 34-17 victory over the Green Bay Packers on Nov. 24, 1985 at the Anaheim Stadium.



Busch Stadium

BUSCH STADIUM, ST. LOUIS

YEARS PLAYED: 1995

RECORD: 3-1 (.750)

FIRST GAME: 9/10/95, Rams defeated New Orleans Saints, 17-13

LAST GAME: 10/22/95, Rams defeated by San Francisco 49ers, 44-10

HIGHLIGHTS: Rams vs. Saints was first NFL game in St. Louis since 1987.



Inside the Edward Jones Dome



Edward Jones Dome

EDWARD JONES DOME, ST. LOUIS

YEARS PLAYED: 1995-present

RECORD: 76-76 (.500) (72-75 regular season; 4-1 postseason)

FIRST GAME: 11/12/95, Rams defeated Carolina Panthers, 28-17

HIGHLIGHTS: Jackie Slater became first player in NFL history to play 20 seasons with one team by starting against Carolina, 11/12/95. Rams scored season high 59 points against Atlanta, 11/10/96, the third highest point total in franchise history. Rams were unbeaten, 8-0, in regular season and 10-0 with two playoff wins in 1999, going 8-0 during the 2003 regular season as well.



Los Angeles Memorial Coliseum

COLISEUM, LOS ANGELES

YEARS PLAYED: 2016

RECORD: 61-57 (.517) (60-56 regular season; 1-1 postseason)

FIRST GAME: 9/7/80, Rams defeated by Detroit Lions, 40-21

LAST GAME: 12/24/94, Rams defeated by Washington Redskins, 24-21

HIGHLIGHTS: Eric Dickerson broke O.J. Simpson's single season rushing record with a 215-yard performance against Houston, 12/9/84. Dickerson finished season with 2,105 yards.

SIDELINES

2016 MEDIA GUIDE



2015 ATTENDANCE



PRESEASON

	Home		Away
Indianapolis Colts	37,372	Oakland Raiders	50,801
Kansas City Chiefs	37,609	Tennessee Titans	61,548
Total	74,981	Total	112,349

REGULAR SEASON

Home		Away	
Seattle Seahawks.....	51,414	Washington Redskins.....	72,460
Pittsburgh Steelers.....	52,452	Arizona Cardinals.....	63,146
Cleveland Browns.....	51,236	Green Bay Packers.....	78,432
San Francisco 49ers.....	51,206	Minnesota Vikings.....	52,406
Chicago Bears.....	58,638	Baltimore Ravens.....	71,105
Arizona Cardinals.....	51,156	Cincinnati Bengals.....	61,022
Detroit Lions.....	51,198	Seattle Seahawks.....	69,080
Tampa Bay Buccaneers.....	51,436	San Francisco 49ers.....	70,799
Total.....	418,736	Total.....	538,450

TOTAL ATTENDANCE (20 Games)	1,144,516	Average:	57,226
REGULAR SEASON GAME TOTAL (16 Games)	957,186	Average:	59,824
EDWARD JONES DOME GAME TOTAL (8 Games)	418,736	Average:	52,342

ATTENDANCE RECORDS

Game and Season Attendance Figures Largest Edward Jones Dome Attendance

One Season	1,364,327	(1989 – 20 games)	*66,502	(1/27/02 vs. Philadelphia)
Regular Season	1,082,988	(2001 – 16 games)	*66,496	(1/23/00 vs. Tampa Bay)
Home Season	840,799	(1975 – 13 games)	*66,338	(1/20/02 vs. Green Bay)
Home Regular Season	535,194	(1974 – 7 games)	*largest sports attendance in St. Louis history	
	528,829	(2001 – 8 games)		
	528,498	(2002 – 8 games)		
	528,458	(2003 – 8 games)		
	528,402	(2000 – 8 games)		
	527,384	(2004 – 8 games)		
	523,685	(2005 – 8 games)		
	522,610	(2006 – 8 games)		
	520,926	(1999 – 8 games)		
	514,354	(2007 – 8 games)		
Preseason Game	95,985	(1951 vs. Redskins)		
Regular Season Game	102,368	(1957 vs. 49ers)		
Away League Game	90,376	(2008 at Redskins)		
Postseason Game	103,985	(Super Bowl XIV – Pasadena, Calif.)		

Largest Busch Stadium Attendance

59,915 (1995 vs. San Francisco)

Largest Anaheim Stadium Attendance

67,959 (1989 vs. 49ers)
67,037 (1984 vs. Giants)
66,676 (1985 vs. Raiders)

Largest Los Angeles Memorial Coliseum Attendance

102,368 (1957 vs. 49ers)
100,470 (1958 vs. Bears)
100,202 (1958 vs. Colts)

REGULAR SEASON ATTENDANCE



Yearly Totals				Home Totals			Away Totals		
Year	Att.	Games	Avg.	Att.	Games	Avg.	Att.	Games	Avg.
1937	110,118	11	10,011	47,500	5	9,500	62,618	6	10,436
1938 +	166,611	11	15,146	42,019	4	10,505	124,592	7	17,799
1939 #	178,514	11	16,229	106,107	6	17,685	72,407	5	14,481
1940	189,254	11	17,205	83,752	5	16,750	105,502	6	17,584
1941 %	221,713	11	20,156	76,210	5	15,242	145,503	6	24,251
1942 ^	150,111	11	13,646	68,770	5	13,754	81,341	6	13,557
1943			Suspended Play/W.W.II						
1944	187,188	10	18,719	40,378	3	13,459	146,810	7	20,973
1945	272,873	10	27,287	77,608	4	19,402	195,265	6	32,544
1946	469,825	11	42,711	212,368	5	42,474	257,457	6	42,910
1947	419,751	12	34,979	198,871	6	33,145	220,880	6	36,813
1948	361,115	12	30,093	190,078	6	31,680	171,037	6	28,506
1949	478,239	12	39,853	299,128	6	49,855	179,111	6	29,852
1950	354,618	12	29,552	160,826	6	26,804	193,792	6	32,299
1951	491,285	12	40,940	262,879	6	43,813	228,406	6	38,068
1952	507,112	11	46,101	287,967	5	57,593	219,145	6	36,524
1953	537,081	12	44,757	328,466	6	54,744	208,615	6	34,769
1954	553,647	12	46,137	326,586	6	54,431	227,061	6	37,844
1955	661,871	12	55,156	396,954	6	66,159	264,917	6	44,153
1956	611,081	12	50,923	367,138	6	61,190	243,943	6	40,657
1957	745,671	13	57,359	445,776	6	74,296	299,895	7	42,842
1958	756,575	12	63,048	502,354	6	83,726	254,221	6	42,370
1959	740,987	12	61,749	444,476	6	74,079	296,511	6	49,419
1960	635,340	12	52,945	370,341	6	61,724	264,999	6	44,167
1961	672,833	14	48,060	335,942	7	47,992	336,891	7	48,127
1962	600,761	14	42,912	290,708	7	41,530	310,053	7	44,293
1963	627,606	14	44,829	362,532	8	45,317	265,074	6	44,179
1964	685,378	14	48,956	384,346	7	54,907	301,032	7	43,005
1965	598,379	11	54,398	282,333	4	70,583	316,046	7	45,149
1966	697,015	14	49,787	348,432	7	49,776	348,583	7	49,798
1967	846,870	14	60,491	419,997	7	60,000	426,873	7	60,982
1968	841,484	14	60,106	455,891	7	65,127	385,593	7	55,085
1969	866,160	14	61,869	498,693	7	71,242	367,467	7	52,495
1970	908,979	14	64,927	499,427	7	71,347	409,552	7	58,507
1971	904,901	14	64,636	507,168	7	72,453	397,733	7	56,819
1972	902,844	14	64,489	507,229	7	72,461	395,615	7	56,516
1973	892,288	14	63,735	519,175	7	74,168	373,113	7	53,302
1974	824,614	14	58,901	493,972	7	70,567	330,642	7	47,235
1975	800,428	14	57,173	436,770	7	62,396	363,658	7	51,951
1976	839,848	14	59,989	441,986	7	63,141	397,862	7	56,837
1977	775,469	14	55,391	375,098	7	53,585	400,371	7	57,196
1978	865,837	16	54,115	427,103	8	6,222	438,734	8	54,842
1979	913,638	16	57,102	423,760	8	7,500	489,878	8	61,235
1980	994,421	16	62,151	500,250	8	8,141	494,171	8	61,771
1981	958,577	16	59,911	484,024	8	8,905	474,553	8	59,319
1982	462,733	9	51,415	258,451	5	51,690	204,282	4	51,071
1983	869,679	16	54,355	422,239	8	52,780	447,440	8	55,930
1984	860,135	16	53,758	435,637	8	54,455	424,498	8	53,062
1985	885,687	16	55,355	448,068	8	56,009	437,619	8	54,702
1986	955,435	16	59,715	474,282	8	59,285	481,153	8	60,144
1987	660,073	15	44,005	331,690	7	47,384	328,383	8	41,048
1988	951,304	16	59,457	435,749	8	54,469	515,555	8	64,444
1989	913,379	16	57,086	470,770	8	58,846	442,609	8	55,326
1990	935,877	16	58,492	479,356	8	59,920	456,521	8	57,065
1991	915,254	16	57,203	412,685	8	51,586	502,569	8	62,821
1992	871,135	16	54,446	382,486	8	47,811	488,649	8	61,081
1993	795,401	16	49,713	363,211	8	45,401	432,190	8	54,024
1994	791,657	16	49,479	338,497	8	42,312	453,160	8	56,645
1995	949,119	16	59,320	502,684	8	62,836	446,435	8	55,804
1996	929,431	16	58,089	523,979	8	65,497	405,452	8	50,682
1997	990,991	16	61,937	525,700	8	65,713	465,291	8	58,161
1998	972,585	16	60,787	522,691	8	65,336	449,894	8	56,237

REGULAR SEASON ATTENDANCE



Yearly Totals				Home Totals			Away Totals		
Year	Att.	Games	Avg.	Att.	Games	Avg.	Att.	Games	Avg.
1999	1,000,796	16	62,550	525,687	8	65,711	475,109	8	59,389
2000	1,086,443	16	67,903	528,362	8	66,045	558,081	8	69,760
2001	1,082,913	16	67,682	528,754	8	66,094	554,159	8	69,270
2002	1,073,430	16	67,089	528,467	8	66,058	544,963	8	68,120
2003	1,041,469	16	65,092	528,472	8	66,059	512,997	8	64,125
2004	1,061,000	16	66,313	527,383	8	65,923	533,617	8	66,702
2005	1,038,490	16	64,906	525,314	8	65,664	513,176	8	64,147
2006	1,046,284	16	65,393	522,569	8	65,321	523,715	8	65,464
2007	1,049,627	16	65,602	514,299	8	64,287	535,328	8	66,916
2008	1,050,065	16	65,629	479,794	8	59,974	570,271	8	71,284
2009	943,577	16	58,974	441,851	8	55,231	501,726	8	62,716
2010	911,087	16	56,943	423,285	8	52,911	487,812	8	60,977
2011	1,001,953	16	62,622	451,055	8	56,382	550,898	8	68,862
2012	985,592	16	61,600	482,150	8	60,269	503,442	8	62,930
2013	1,007,862	16	62,862	455,560	8	56,945	552,302	8	69,038
2014	1,001,050	16	62,566	456,017	8	57,002	545,033	8	68,129
2015	957,186	16	59,824	418,736	8	52,342	538,450	8	67,306
TOTALS	58,867,609	1,100	53,516	29,997,318	542	55,345	28,870,297	558	51,738

+ Rams played Pittsburgh in New Orleans and were the road team

Rams played Philadelphia in Colorado Springs and were the home team

! Rams played New England in London and were the home team

% Rams played Pittsburgh in Akron and were the home team

^ Rams played Chicago Cardinals in Buffalo and were the road team

TRAINING CAMP



The Los Angeles Rams returned to the University of California, Irvine after a 23 year hiatus. The 2016 season marks the first training camp under Head Coach Jeff Fisher to take place at UCI, after spending the previous four seasons at Rams Park in Earth City, Mo. Rookies reported to UCI on July 26, 2016, while the remainder of the team reported July 29, 2016. The team held its first practice on Saturday, July 30, 2016.

The 2016 season marked the fourth time that the team has held training camp at the University of California, Irvine and the 45th time camp has taken place in Southern California. Over the course of the Rams' history, the team has held training camp at several locations in the Southern California area, including: Compton College (1946), Loyola University (1947-48), University of Redlands (1949-60), Chapman College (1961-66), California State-Fullerton (1976-71, 1973-90, '93), California State-Long Beach (1972), and UCI (1991-92, 1994, 2016).

TRAINING CAMP FACTS

LOCATION: University of California, Irvine


The University of California, Irvine is located in coastal Southern California, approximately 40 miles south of Los Angeles and 80 miles north of San Diego. Situated in dynamic Orange County, the main campus in Irvine is reachable from several major airports, the closest being Orange County/John Wayne Airport (SNA), and by major freeways. The Rams will practice at Crawford Fields, and host several free, open to the public practice sessions.

INFORMATION: Further information about Rams training camp can be found on www.therams.com.

TRAINING CAMP LOCATIONS (1937-2016)

1937	Lake Erie College for Women, Painesville, Ohio	1993	California State-Fullerton, Fullerton, Calif.
1938-41	Baldwin Wallace College, Berea, Ohio	1994	University of California-Irvine, Irvine, Calif.
1942, '44	Hiram College, Hiram, Ohio	1995	Maryville University, St. Louis, Mo.
1943	Suspended operations (World War II)	1996-2004	Western Illinois University, Macomb, Ill.
1945	Bowling Green University, Bowling Green, Ohio	2005-07	Russell Training Center, St. Louis, Mo.
1946	Compton College, Compton, Calif.	2008	Concordia University Wisconsin, Mequon, Wis.
1947-48	Loyola University, Los Angeles, Calif.	2009	Russell Training Center, St. Louis, Mo.
1949-60	University of Redlands, Redlands, Calif.	2010	Russell Training Center, St. Louis, Mo.
1961-66	Chapman College, Orange, Calif.	2011	Russell Training Center, St. Louis, Mo.
1967-71	California State-Fullerton, Fullerton, Calif.	2012	ContinuityX Training Center, St. Louis, Mo.
1972	California State-Long Beach, Long Beach, Calif.	2013-15	Rams Park, St. Louis, Mo.
1973-90	California State-Fullerton, Fullerton, Calif.	2016	University of California-Irvine, Irvine, Calif.
1991-92	University of California- Irvine, Irvine, Calif.		

LOS ANGELES MEMORIAL COLISEUM



BY THE NUMBERS

Opened: The Los Angeles Memorial Coliseum opened June of 1923; some five months later, on October 6th, the first football game was played in the stadium. The Los Angeles Rams played their first game in the venue on Sept. 29, 1946. A 25-14 loss to the Philadelphia Eagles.

Seating Capacity: 93,607. The capacity is adjustable to accommodate different events.

Turf: Natural Grass

Cost: \$954,872.98 (in 1923), \$954,869 in renovations by USC in 2010.

Renovations: In 2010, USC completed renovations to the stadium, which included a new field, installed 470 waterless urinals, and added a new videoboard to the west side of the press box. USC plans to execute additional renovations to begin following the 2017 football season and commencing in 2019, with construction work scheduled to not interfere with the 2018 football campaigns. The additional renovations are highlighted by replacing the seats, adding aisles, building a new structure on the south side of the stadium that will include suites, loge boxes, club seats, a new concourse, and a new press box, amongst other functional and aesthetic improvements.

Significant Historical Events at Los Angeles Memorial Coliseum

In 1932, the Coliseum hosted the 1932 Summer Olympic Games; the first of two Olympiads hosted at the stadium. The Coliseum served as the site of the field hockey, gymnastics, the show jumping part of the equestrian, and the track and field events, along with the opening and closing ceremonies.

The largest gathering in the Coliseum's history was a Billy Graham crusade which took place on September 8, 1963 with 134,254 in attendance, noted by the Coliseum's website as an all-time record. With the renovations of 1964, the capacity of the Coliseum was reduced to roughly 93,000 for future events.

In 1984, the State of California and the United States Government declared the Coliseum a State and Federal Historical Landmark for its contribution to the history of California, as well as to that of the United States as a whole.

That summer, the Summer Olympic Games returned to the City of Angels, hosted in the Coliseum, which profited a staggering \$223 million and set a model for other countries. Despite a boycott by the Soviet Union, the Games set a record of 140 participating nations and is sometimes regarded as the most successful Summer Olympic Games of all time.

COMMUNITY OUTREACH

2016 MEDIA GUIDE





IN THE COMMUNITY

As a professional sports team, the Rams recognize their unique ability to help raise both awareness and money for issues and causes relevant to their fans and fellow citizens. The organization is committed to being a valuable community partner and benefitting the Los Angeles region 365 days a year.

The Rams Community Affairs team focuses substantial resources on efforts to engage youth in activities that promote health, fitness and character development. The team also participates in a variety of special events to raise awareness and funds for numerous local non-profits.

RAMS IN THE COMMUNITY



ALL COMMUNITY TEAM

Each season, Rams players, Head Coach Jeff Fisher, General Manager Les Snead and Chief Operating Officer Kevin Demoff purchase season tickets and donate them to local charities and schools groups so they have an opportunity to attend Rams games.

TASTE OF THE NFL

This annual signature event features offerings from top restaurants and beverage providers. Attendees are able to sample specialty foods, bid on an array of items and meet the participating chefs as well as various Rams players and cheerleaders. This event is hosted by Rams General Manager Les Snead and his wife Kara Henderson Snead of NFL Network. The proceeds from the event will benefit the Los Angeles Regional Food Bank.



STAFF DAYS OF SERVICE

Each month, the Rams front office staff takes time out of the office to volunteer with local non-profits. Since the program's inception in 2009, the Rams staff has provided more than 12,000 hours of community service.



AMERICAN RED CROSS

In 2012, the Rams began a partnership with the American Red Cross on the "Holiday Mail for Heroes" campaign. The effort, which features a Rams player as an honorary chair, has resulted in more than 80,000 personalized holiday thank you cards being sent to active and veteran military serving overseas and domestically.

RAMS IN THE COMMUNITY



ANNUAL COMMUNITY IMPROVEMENT PROJECT

The cornerstone volunteer effort of the Staff Day of Service program is the team's annual community improvement project that includes staff, players and cheerleaders uniting to assist a local non-profit, school or community in need. In 2016 – the team's 8th annual community improvement project and first in Los Angeles – the Rams funded and built a new playground for Woodworth Elementary School in Inglewood. The previous community improvement projects provided the St. Louis region with six new playgrounds and a refurbished football field for the Boys & Girls Club of Greater St. Louis.



2016 - Playground Build for Woodworth Elementary School an elementary school in the Inglewood Unified School District.

2015 - Refurbish football field at Boys & Girls Club of Greater St. Louis - Herbert Hoover location.

2014 - Playground Build for Marygrove, a center dedicated to helping children impacted by abuse, neglect and other early childhood traumas move toward a brighter future.

2013 - Playground Build for Washington Elementary School, a grade school in the Normandy School district.



2012 - Playground Build for Fairmont City Library Center

2011 - Playground Build for Giant Steps, a special education school and therapy center for children on the autism spectrum

2010 - Playground Build for Monroe eMints Academy, a St. Louis Public School

2009 - Playground Build for a community park in East St. Louis



RAMS IN THE COMMUNITY



PLAY 60

PLAY 60 is an NFL initiative aimed at creating a healthier next generation and tackling childhood obesity by encouraging kids to be active at least 60 minutes every day. Through the Rams year-long engagement of youth in fitness initiatives with in-school, after-school and team-based programs, the Rams are committed to furthering this platform and improving youth health and wellness. Since the program was launched in 2007, the NFL has committed more than \$325 million to youth health and fitness through programming, grants, and media time for public service announcements. Last season, the Rams reached approximately 12,000 children through 29 PLAY 60 events.



FUEL UP TO PLAY 60

Created in partnership with the National Dairy Council and the National Football League, the Fuel Up to PLAY 60 program empowers youth to take actions to improve nutrition and physical activity at their school and for their own health.



RAMS IN THE COMMUNITY



A CRUCIAL CATCH

Since 2009, the National Football League and the American Cancer Society have teamed up to support October's National Breast Cancer Awareness Month with "A Crucial Catch: Annual Screening Saves Lives," campaign, reminding women about the importance of having a regular mammogram and taking control of their breast health.

More than \$8 million has been raised for the American Cancer Society through the partnership, with the majority of the donation coming from the sale of pink merchandise at retail and the NFL Auction website. 100% of proceeds from pink products auctioned on NFL Auction go directly to the American Cancer Society (ACS). For more information, visit nfl.com/pink.

Money raised through A Crucial Catch supports the American Cancer Society's Community Health Advocates implementing Nation-wide Grants for Empowerment (CHANGE) program that provides outreach and breast cancer screenings to women in underserved communities. The 2015 season marked the first year all 32 NFL team markets received a \$50,000 CHANGE grant. Since 2012, grant recipients have provided more than 64,000 screenings and nearly 150,000 women have received education on the benefits and importance of breast cancer screenings.

The Rams have also worked with their local American Cancer Society to host survivor receptions and unique in-game elements.



MAKE-A-WISH

Since 1995, the Rams have teamed up with the Make-A-Wish Foundation to host an annual "Night of Wishes" to raise money to help grant the wishes of children who are battling life-threatening medical conditions. The Rams have also granted many wishes over the years.



RAMS IN THE COMMUNITY



COACH FISHER & FRIENDS

In 2017, Head Coach Jeff Fisher will host the “Coach Fisher and Friends” celebrity softball game. This family-friendly event allows fans to get an up-close look at some of their favorite players and see their personalities away from the football field and in an intimate setting. The event features a celebrity home run derby, softball game and post-game firework spectacular, while benefitting charity.



SALUTE TO SERVICE

In appreciation of the military’s service to our country, each year the Rams invite military members and veterans to attend a private practice around Veteran’s Day. After practice, the entire team signs autographs and poses for photos with those in attendance.



WOUNDED WARRIOR PROJECT

Head Coach Jeff Fisher is a strong supporter of Wounded Warrior Project and climbed Mt. Kilimanjaro to raise money and awareness for the organization. As an extension of his support, the Rams invite a Warrior to each home game to be recognized on the field during the first half of the game. Coach Fisher also invites the Warrior and their guests to attend the team walkthrough practice the day before the game where they have the opportunity to meet members of the team. The Rams also became the first NFL team to host a Physical Health and Wellness (PH&W) Expo for injured service members.