


**14498**

**1975 MIAMI  
DOLPHIN MEDIA  
GUIDE**



**C'mon in and see  
the Official car of  
the Miami Dolphins  
-- Plymouth --  
at your Dade-  
Broward County  
Chrysler-Plymouth  
Dealer's.**



**DOLPHINS**

**75**

**Facts Guide**

## TABLE OF CONTENTS

All-Time AFC Leaders .....	84
All-Time Roster .....	74
Area Information .....	133
Assistant Coaches .....	6
Attendance Figures .....	102
Awards, Honors .....	108
AFC Composite Standings for Five Year Period .....	24
Club Directory .....	3
Depth Chart .....	64,65
Dolphin Drafts .....	70
Front Office Personnel .....	11
Future Foes .....	20
Head Coaches, All-Time .....	76
Historical Highlights .....	92
Media .....	133
Milestone Performances .....	114
1974 Review .....	80
1974 Standings .....	98
1974 Statistics .....	86
1975 Opponents Club Directories .....	21
Opponents All-Time Long Plays .....	132
Past Scores .....	100
Past Standings .....	102
Player Profiles, 1974 Draftees .....	59
Player Profiles, Veterans .....	26
Prospects in General .....	18
Radio Network .....	58
Records, Individual and Team .....	117
Robbie, Joseph, Managing General Partner .....	4
Roster, Rookies and Free Agents .....	68,69
Roster, Veterans .....	66,67
Schedule, Week-by-Week NFL .....	136
Service to the Dolphins .....	77
Shula, Don, Head Coach-Vice President .....	5
Squad Origin .....	77
Trades .....	79
Training Camp Information .....	2

### MIAMI DOLPHINS 1975 PRE-SEASON SCHEDULE

(Home Games Capitalized—All Times Local)

Date	Opponent	Time
Aug. 9	CINCINNATI	8 P.M.
Aug. 16	DETROIT	8 P.M.
Aug. 23	At New Orleans	8 P.M.
Sept. 1	At Minnesota	8 P.M.
Sept. 6	CHICAGO	8 P.M.
Sept. 13	NEW YORK GIANTS	8 P.M.


### 1975 REGULAR-SEASON SCHEDULE

Sept. 22	OAKLAND	9 P.M.
Sept. 28	At New England	1 P.M.
Oct. 5	At Green Bay	1 P.M.
Oct. 12	PHILADELPHIA	4 P.M.
Oct. 19*	At New York Jets	1 P.M.
Oct. 26	At Buffalo	4 P.M.
Nov. 2	At Chicago	1 P.M.
Nov. 9**	NEW YORK JETS	4 P.M.
Nov. 16	At Houston	1 P.M.
Nov. 23	BALTIMORE	1 P.M.
Dec. 1	NEW ENGLAND	9 P.M.
Dec. 7	BUFFALO	4 P.M.
Dec. 14	At Baltimore	2 P.M.
Dec. 20	DENVER	3:30 P.M.

\*Subject to being played Nov. 9 (depending on World Series)

\*\*Subject to being played Oct. 19 (depending on World Series)

## MIAMI DOLPHINS, LTD.



**Administrative Offices: Suite 1100, 330 Biscayne  
Boulevard Building, Miami, Florida 33132**

**Telephone: (305) 379-1851**

**TWX Address: 810-848-8870**

\* \* \*

**Ticket Office: Suite 1100, 330 Biscayne Boulevard  
Building, Miami, Florida 33132**

**Telephone: (305) 358-2444**

\* \* \*

**Home Stadium: Orange Bowl (capacity 80,045)**

**Team Colors: Aqua and Orange**

**Road Uniform: Aqua with white-over-orange letter-  
ing (white headgear)**

**Home Uniform: White with aqua-over-orange letter-  
ing (white headgear)**

\* \* \*

### TRAINING CAMP

The Miami Dolphins train at Biscayne College in  
Northwest Miami (16400 N.W. 32nd Avenue, Miami,  
Florida 33054). (305) 625-9344

Rookies and Second Year Men Report — July 13

Remaining Veterans Report — July 20

Press Picture Days — Rookies July 16, Vets July 23

Rookie Scrimmage — July 19  
Lockhart Stadium, Ft. Lauderdale

Family Day at Training Camp — July 26

Awards Banquet — August 1

Orange Bowl Scrimmage — August 2

## DOLPHINS' DIRECTORY\*

Joseph Robbie ... President and General Manager  
Donald F. Shula .... Vice President-Head Coach  
Elizabeth Robbie ..... Vice President  
J. Michael Robbie ... Assistant General Manager-  
Ticket Director

Audrey J. Nessheim ..... Corporate Secretary  
Mariam E. Kircher ..... Executive Secretary  
Charles M. Callahan ..... Publicity Director  
James W. Johnson ..... Promotion, Sales and  
Publications Director

William W. Alford ..... Comptroller  
George B. Young ..... Director of Pro Scouting  
Robert K. Beathard ..... Director of Player  
Personnel

Pamela Mason ..... Assistant Ticket Director  
Hank Meyer Associates ..... Public Relations  
Consultant

\*Corporate titles relate to South Florida Sports  
Corporation

## COACHING STAFF

Monte Clark ..... Offensive Coach  
(Offensive Line-Running Game)  
Don Doll ..... Defensive Coach  
(Linebackers-Pass Defense)  
Tom Keane ..... Defensive Backfield Coach  
Mike Scarry ..... Defensive Coach  
(Defensive Line-Run Defense)  
Howard Schnellenberger ..... Offensive Coach  
(Receivers-Passing Game)  
Carl Taseff ..... Offensive Backfield Coach  
(Kicking Game)  
Sil Cornachione ..... Area Scout

## MEDICAL

Herbert W. Virgin, Jr., M.D. .... Team Physician  
Charles E. Virgin, M.D. .... Assistant Team Physician  
Fred Teshler, D.D.S. .... Dentist  
Robert Teshler, D.D.S. .... Dentist

**JOSEPH ROBBIE**  
Managing General Partner



August 16, 1974, is the Tenth Anniversary of the award of the AFL franchise in Miami to Joseph Robbie and Danny Thomas. Since then, Mr. Robbie has been responsible for the total operation of the Miami Dolphins. He has made every major administrative decision in the ten-year history of the franchise. During this period, the Dolphins have completed nine regular seasons in the AFL and the expanded NFL.

Since the merger, the Dolphins have the best record in professional football over the past five years. They have won the AFC Championship three times and are one of the only two teams to appear in three Super Bowls and to win two World Championships.

The Miami Dolphins, under Mr. Robbie's executive leadership, are the most successful expansion franchise in the history of professional sports.

Joe Robbie is a native of Sisseton, South Dakota. He attended Northern State College in Aberdeen and received his Bachelor of Arts and Doctor of Jurisprudence degrees from the University of South Dakota. He majored in history while studying liberal arts. He served as student president of Sisseton High School, Northern State College and the University of South Dakota, twice served as president of the South Dakota Student Federation, was the first student to participate in editorial management of the Exponent (student newspaper) at Northern State College, served as sports editor of the Exponent and later the Volante at the University of South Dakota and was publicity director of Northern State College during his final two years as a pre-law student in Aberdeen.

He was sports editor and had his own by-lined sports column in his hometown weekly newspaper, the People's Press (later the Sisseton Journal-Press) from the age of 14.

Joe Robbie won the National Debate Championship in 1939 which was accompanied during his college career by State and Regional championships in oratory, debate and extemporaneous speaking.

(Continued on page 13)

**DONALD F. SHULA**  
Head Coach — Vice President



Whenever Don Shula, the head coach of the Miami Dolphins, is asked to assess his place in history, he usually sidesteps the issue diplomatically by saying that historic assessments are made by historians.

But then Don Shula has made the historians' job easy, requiring only a quick review of the 1972 and 1973 seasons to establish his place among all the coaches who have prowled pro football's sidelines.

For during 1972 and 1973, Don Shula reached plateaus never before climbed in the history of organized pro football, which stretches all the way back to 1920 and the formation of the association that later became the National Football League.

During 1972, Don Shula accomplished two unprecedented feats:

—Directed the Dolphins through a 17-0 season, the first time any team ever had gone through regular season and post season action without a defeat.

—Brought his victory total to 105, becoming the first coach in the NFL to ever reach the 100-victory circle in his first 10 years.

During 1973, Don Shula added these accomplishments:

—Became the first coach to win three consecutive American Conference championships and appear in three Super Bowl games in succession.

—Became only the second coach in history — the late Vince Lombardi was the other — to win successive Super Bowls, which the Dolphins did by defeating Minnesota 24-7 in Super Bowl VIII.

—Add a 12-2 regular season record to 1972's perfect 14-0 mark for a two-year won-lost record of 26-2, the best in NFL history.

Many times historians should consider what an individual tried to do and not necessarily what he accomplished. The 1974 season was one of those former occasions.

(Continued on page 15)

## Assistant Coaches

### **MONTE CLARK** Offensive Coach (Offensive Line-Running Game)

After eleven years as a top lineman in the NFL, Monte Clark began his coaching career here in Miami in 1970, when Don Shula came to the Dolphins as head coach. At first he was labelled the offensive line coach. Two years ago this was changed to offensive coach. He is responsible mostly for the running game. The offensive line has led the AFC in rushing three times. In 1972 the Dolphins set a new NFL rushing record and in 1971 they were second. These latter marks were accomplished with offensive linemen who for the most part had been released, waived, or traded by other NFL teams. Each of the starting offensive linemen have been named to the Pro Bowl over



the last two years.

In college he captained Southern California. He began his pro career with San Francisco as a defensive lineman. When he moved to Dallas he also moved to the offensive line, and later with Cleveland was the starting offensive right tackle in four NFL title games.

He was born in Fillmore, California, played high school ball in Kingsburg, California. He and his wife, Charlotte, live in Kendall with their three sons, Bryan, Randy and Eric.

### **DON DOLL** Defensive Coach (Linebackers-Pass Defense)

A native of Los Angeles, Don Doll was a star at the University of Southern California in the mid and late 40's. Following graduation, he was a regular defensive back for four years with the Detroit Lions, and later played with the Washington Redskins and Los Angeles Rams.



live in Emerald Hills, north of Miami.

-6-

### **TOM KEANE** Defensive Backfield Coach

Tom Keane is the only Dolphin coach who has been with the team all the way from the losing expansion team days to consecutive Super Bowl titles.

As the defensive backfield coach he naturally works on the pass defense and it is noteworthy that the Dolphins set an NFL record in 1973, only allowing five touchdown passes. His two safeties, Jake Scott and Dick Anderson, have been consistent All-League selections.



Keane has been coaching in pro football for 18 years. He began with the Chicago Cardinals in 1956 when a knee injury ended his career with that team. His next move was to Calgary in the Canadian League in 1960. From 1961 through 1964 he was coach and general manager of Wheeling in the United League. He then had one year with the Pittsburgh Steelers before coming to Miami in 1966.

In college he started as a quarterback on Ohio State's National Championship 1944 club. Then came Navy service in World War II which was followed by two years at West Virginia. His pro career, as a defensive back, began with the Los Angeles Rams in 1948. Then came Dallas in 1952, Baltimore in 1954 before the injury in 1956 ended his playing days with the Chicago Cardinals. With Baltimore he was the first Colt to earn All-League honors and two of his teammates with that team are now coaching associates, Don Shula and Carl Taseff.

He was born in Bellaire, Ohio. Now he and his wife, Mary, live in southwest Miami and have four children, Candi, Tom, Tim and Mary. Tom, Jr. attends and plays football at Waynesburg College.

### **MIKE SCARRY** Defensive Coach (Defensive Line-Run Defense)

Mike Scarry is in his 26th year as a coach and his sixth as tutor of the Dolphins' defensive line. He came to Miami in 1970 when Don Shula became the head coach. Last year, with his defensive line helping more than considerably, the Miami Dolphins were second in the American Football Conference in the important statistic of fewest points scored against — 216.



Other 1974 statistics that highlight the work of the defensive line, show that the Dolphins tied with Pittsburgh in the AFC in fewest touchdowns allowed rushing, and they were third in the Conference in sacking the quarterback with 31.

Individually among his men end

-7-

Bill Stanfill was again an All-League and All-Conference and the other three regulars, end Vern Den Herder and tackles Bob Heinz and Manny Fernandez, were consistent performers, although the latter was sometimes handicapped by injuries.

Scarry began his coaching career at one of his alma maters, Western Reserve, 1948-49; continued at Santa Clara, 1950-52; Loras, 1953; Washington State, 1954-55; Cincinnati, 1956-62; and Waynesburg, his first alma mater, 1963-65. In pro coaching he was with the Washington Redskins, 1966-68, and scouted for San Francisco in 1969 before coming to Miami. He also spent several summers helping coach the College All-Stars.

He was born in Duquesne, Pennsylvania, and after a stand-out high school athletic career, he enrolled at Waynesburg College where he played three years (and this included an appearance in the first college game to be televised), then finished work for a degree, later at Western Reserve, while playing for the Cleveland Rams. His pro playing career began with the Rams in 1944, after two years of Army service. He captained the Rams in 1945 to the NFL title. The next year, when the Rams moved to Los Angeles, Scarry remained in Cleveland to play for the Browns (and continue work for his degree) and captained the Browns to the All America Conference championship.

Mike and his wife, Elizabeth, live in southwest Miami and they have eight children.

## HOWARD SCHNELLENBERGER

### Offensive Coach (Receivers-Passing Game)

Howard Schnellenberger returns this year to the Miami Dolphins, a team he helped prepare to two Super Bowl games. These were the Miami teams of 1971 (defeated in the Super Bowl by Dallas) and 1972 (the end of the perfect 17-0 campaign with a victory over Washington).

After the Washington Super Bowl victory, Schnellenberger was named Head Coach of the Baltimore Colts where he spent the last two seasons.

He originally came to the Dolphins in 1970, being named the offensive coach with particular emphasis on handling the receivers in the passing game. It is in this same capacity that he returns



this season.

Schnellenberger is a native of Louisville, Kentucky, and was an All-American end at the University of Kentucky. He played two seasons in the Canadian League with one year of U.S. Army service in between. He was an assistant at the University of Kentucky in 1969 where another assistant was Don Shula. He was an assistant at the University of Alabama from 1961 to 1965 and helped coach three national championship teams. Then he was receiver's coach of the Los Angeles Rams until he joined Shula in Miami in 1970.

Schnellenberger and his wife, Beverlee Ann, live in Miami Lakes with their three sons, Stephen, Stuart and Tim.

## CARL TASEFF

### Offensive Backfield Coach (Kicking Game)

Carl Taseff has long been associated with Head Coach Don Shula. They are both natives of the Cleveland area and in college were teammates at John Carroll University. In the pros they were teammates at both Cleveland and Baltimore. They were drafted in the same year, 1951, by Cleveland and were traded at the same time, 1953, to Baltimore.



He was with the Colts through 1961 and finished his playing career with Buffalo in the AFL in 1962. After a year of being out of football, he re-entered the game as an assistant coach with New England of the AFL in 1964. From 1965 through 1968, he was an assistant coach with the Detroit Lions. Then he had two years with the CEPO scouting organization, a scouting combine that works for several NFL teams.

Shortly after Shula was named head coach of the Dolphins in 1970, he appointed Taseff as offensive backfield coach. In three of the five years he has been the offensive backfield coach, the Dolphins have led the AFC in rushing.

As for his playing performances, he is still in the Baltimore record book for most yards punts returned in a game, 148; most yards punt returns in career (1953-61), 826; longest punt return, 90 yards (TD); and longest attempted field goal return, 99 yards (TD).

Taseff is the father of two daughters, Cynthia Sue and Susan Alice.

## PERSONNEL DEPARTMENT

### GEORGE YOUNG

#### Director of Pro Scouting

George Young is in his first year with the Miami Dolphins and is Director of Pro Scouting. He previously had three years as an assistant coach with the Baltimore Colts and also had experience as that team's Director of Player Personnel. He has also done a great deal of scouting in pro football.



A native of Baltimore, he is a graduate of Bucknell University and has done graduate work and has Master Degrees from both Loyola College (Baltimore) and John Hopkins University.

At Bucknell he earned Little All American honors as a lineman and was drafted by the Dallas Texans.

In Baltimore he was a successful

head football coach at Calvert Hall and City College High School before joining the Baltimore Colts organization.

He and his wife, Kathryn, now live in Hollywood Hills, Florida.

## BOBBY BEATHARD Director of Player Personnel

Bobby Beathard came to the Miami Dolphins as Director of Player Personnel after four years as a member of the Atlanta Falcons scouting organization. Before that he was a scout for Kansas City and an aide to Al Davis in the latter's brief term as commissioner of the American Football League.



As a pro player he was a quarterback and safety prospect at Washington, Minnesota and San Diego. His college playing days were spent at Cal Poly.

As Director of Player Personnel, it is his responsibility to coordinate the work of the Dolphins other full time scouts and to work closely with the results of the computing scouting firm, BLESTO VIII,

to aid in the development of good young talent for the Dolphins.

Beathard is the father of four children, three sons and a daughter. He lives on Key Biscayne.

## BOB LUNDY Trainer

Bob Lundy was a member of the original Dolphin organization, being hired head trainer back in 1966. He returned to the Dolphins last year after a one season absence which was spent in real estate work.



He has had 14 years as a trainer in professional football, eight with Miami and six with Detroit.

He is a native of Wollaston, Massachusetts, attended North Quincy High School and obtained a degree in physical education at Boston University. He started his career as a trainer at Boston University and then moved to Indiana University where he took advanced courses in the field. He

also spent four years as the trainer at the University of Detroit before joining the Lions.

Lundy lives in South Miami with his wife, Alice, and three sons, Bobby, Billy and David.

## JUNIOR WADE Assistant Trainer

Junior Wade was a part time assistant trainer for the Dolphins during the last two summer training camps. He joins Miami this year as a full-time member of the staff and comes to the Dolphins after having been trainer and baseball coach at Davidson College. Before that he was the trainer at South Carolina State and at Fayetteville State.



He is a native of Aiken County, South Carolina, was a basketball, baseball and football player at Jefferson High School in Bath, South Carolina, and played baseball at South Carolina State. He received both his undergraduate and masters degrees from South Carolina State.

He is married and he and his wife, Constance, have one son, Aaron.

## DAN DOWE Equipment Manager

Dan Dowe was on the original staff of the Dolphins in 1966 as Assistant Equipment Manager. He became the Head Equipment Manager in 1968.

He is a native of Brighton, Massachusetts, where he was an all-around athlete at Brighton High. He was in electronics work in the Boston area and also worked as a police officer in the Miami Beach suburb of Bal Harbour before joining the Dolphins.



In World War II, he was in the Navy and saw four years of destroyer duty, taking part in invasions in North Africa, Normandy and Okinawa.

Dowe and his wife, Virginia, live in North Miami with their son

Darin.

## CLUB PERSONNEL

### Front Office

Mary B. Stansell	Executive Secretary
Agnes (Pat) Bell	Executive Secretary
Anita Lungari	Secretarial Aide
Alma Tassinari	General Bookkeeper
Leila Mabley	Receptionist
Harry Blum	Mail Clerk
Glenn Howard	Messenger



Ticket Office


Ruby Mulliner ..... Aide  
Patricia Andrews ..... Aide

Coaching-Personnel

Lynn Brandom ..... Executive Secretary  
Paula Hoydic ..... Secretary  
Al King ..... Films

Training-Equipment

James Cheever ..... Assistant Equipment Manager  
Joe St. Pierre ..... Assistant Equipment Manager



JOSEPH ROBBIE (Continued from page 4)

neous speaking. He was a member of the all-state high school newspaper staff selected to publish the Sioux Falls Argus-Leader during the South Dakota Education Association Convention in his senior year in high school. He earned almost all of his college expenses from campus jobs.

Mr. Robbie enlisted in the Navy the morning after the attack on Pearl Harbor, on December 8, 1941, and was on active duty eleven days later. He served for four years from 1941 to 1945. He participated in five amphibious invasions in the Philippines and Borneo and was awarded the Bronze Star for leading assault waves ashore during these amphibious operations and for administrative accomplishment.

After serving as South Dakota Democratic State Chairman in 1948 and for two years in the South Dakota Legislature, he was nominated as the Democratic candidate for governor in 1950, losing the final election after Joe Foss had been narrowly defeated in the Republican primary. Joe Foss remained in South Dakota to be elected governor in 1954 and later to become Commissioner of the American Football League.

Joe Robbie moved on to Minnesota in 1951 to become Regional Director of the Office of Price Stabilization in an area covering Minnesota, South Dakota, North Dakota and Montana. He served as Mid-West Chairman of the fund-raising drive to construct the Harry S Truman Library in Independence, Missouri, and was the Democratic candidate against Congressman Walter Judd. He drafted the law which established the Minnesota Municipal Commission to prevent further fragmentation of local government in metropolitan areas. He became first chairman of the Minnesota Municipal Commission in which capacity he served from 1959 to 1965 when he entered professional football. During these years he served as Counsel to the Minnesota Legislature on matters of local and metropolitan government and to the Senate Government Operations Committee in Washington when the creation of the Cabinet Department of Urban Affairs was considered during the Kennedy administration. This Department was later created under President Johnson as the Department of Housing and Urban Development and Mr. Robbie was invited to the White House to witness the signing of the Act.

He was one of the three men in charge of the Inaugural of President Lyndon B. Johnson and Vice President Hubert H. Humphrey in 1965.

Joe Robbie contacted Joe Foss, a classmate at the University of South Dakota and a legislative colleague in the South Dakota House of Representatives, at the request of a client in 1965 concerning AFL expansion. Joe Foss told him that Franklin Field in Philadelphia was tied up in litigation and would not be available for an AFL expansion franchise but he recommended to Joe Robbie that he apply for a franchise in Miami where he was then representing legal clients. Commissioner Foss described Miami as the best open city not then having a pro football team. This was before Atlanta or New Orleans were granted expansion franchises in the NFL.

In addition to serving as Managing General Partner with complete responsibility for all operations during the entire history of the Miami Dolphins, Mr. Robbie has been active in a broad spectrum of civic and community affairs. He has served as Chairman of the Dade County Community Relations Board and as a member on the Board of Directors of United Way of Dade County, Heart Association of Greater Miami, Boys Town of South Florida, Crippled Children's Society of Dade County and

on the National Board of Directors of the American Health Foundation. He is on the Board of Trustees of the Dade Foundation, Jackson Memorial Hospital, Third Century, U.S.A. and the Pop Warner Junior League Football. He has served on the Board of Governors of the Greater Miami Chamber of Commerce and St. Jude Children's Research Hospital in Memphis since 1959. He is a member of the Council of Advisors of Florida International University and the Board of Advisors of Florida Memorial College. He has served as a member of the Board of Trustees of Biscayne College, Chairman of the Alumni Fund-Raising Campaign of Northern State College, National Chairman of the Fund-Raising Campaign to build Dakota-Dome at the University of South Dakota and as a member of the National Fund-Raising Campaigns of Notre Dame University and Carleton College.

He has been on the college faculty of St. Catharine's in St. Paul, Minnesota, and Dakota Wesleyan in Mitchell, South Dakota.

Mr. Robbie has been awarded the U.S. Navy Citation for Meritorious Service, the Good Samaritan Award from the Variety Club, the Silver Medallion from the National Conference of Christians and Jews, an Honorary Doctor of Laws degree from Biscayne College, and an Honorary Fellowship by Hebrew University of Jerusalem. He has been cited as a distinguished alumnus by Sisseton High School, Northern State College and the University of South Dakota and has been installed in the South Dakota Sports Hall of Fame by the South Dakota Sports Writers Association and in the Northern State College Sports Hall of Fame.

Mr. Robbie has been recognized as Pro Football Executive of the Year by the Long Island Athletic Club in 1973, as NFL Owner of the Year by the Minneapolis-St. Paul Minute Men in 1971 and as Football Man of the Year by the Football News also in 1971.

He was married in 1942 to Elizabeth Ann Lyle. The Robbies have had eleven children, who now range from 12 to 31 years of age. Their daughter, Kathleen, was drowned at Acapulco in 1971 and they have established scholarships in her honor for Indian students at colleges in South Dakota.

Mrs. Robbie is a general partner in the Miami Toros of the North American Soccer League and serves as Vice President of the Miami Dolphins.

## DON SHULA (Continued from page 5)

Miami won its division for the fourth straight year and participated in the playoffs for the fifth consecutive season. Although the Dolphins lost to Oakland, 28-26, some feel Shula proved once and for all that coaching consists of something more than diagraming plays. The word is motivation.

Although hampered by injuries (Shula refuses to use this as an alibi under any circumstances), the Dolphins finished with an 11-3 record, marking the ninth time in 12 seasons of coaching that Shula's teams have won at least 10 games. It also marked the fifth straight season that Miami, all under Shula, won at least ten games.

Even with the many problems, including the constant attention by the media of Dolphin players going to the World Football League in 1973, Shula kept his sense of humor.

One story illustrates Shula's ability to laugh, even after a tough defeat.

Miami lost a heart-breaking game to Washington, 20-17, when veteran quarterback Sonny Jurgensen took the Redskins in for the winning touchdown late in the fourth period.

The next day at a press conference, certain writers kept saying, "If Jurgensen hadn't completed that pass or if Jurgensen hadn't completed that pass." So it went for a few minutes.

Shula looked at the writers and said, "This all reminds me of the time Jimmy Brown (Cleveland fullback) gained a million yards against the Colts. The next day Coach Weeb Ewbank tried to rationalize. He said, 'Take away Brown's 90-yard run and then take away his 60-yard run. And his 50-yard run. And his 40-yard run. Heck, he then averaged just two yards a rush.'"

In addition, he lifted his five-year record since taking over at Miami to 57-12-1 in regular season games and 8-3 in post-season action. He has received Coach of the Year honors seven times in his 12-year tenure with the Baltimore Colts and the Dolphins.

At Baltimore, he had a 71-23-4 record, for an over-all mark of 128-35-5 that has left little doubt that he is, at age 45, right at the top of his profession.

What great design and/or philosophy has brought the coach of the Miami Dolphins to that juncture of history?

None. At least that's the way Shula feels about it.

"I'm no miracle worker and don't make me out to be one," Shula says. "I don't have a magic formula that I'm going to give to the world as soon as I can write a book. I'm not a person with a great deal of finesse. I'm about as subtle as a punch in the mouth."

And then, he often concludes with the following statement, as close as he ever comes to a statement of philosophy:

"I'm just a guy who rolls up his sleeves and goes to work. I don't have peace of mind until I know I've given the game everything I can, because the whole idea is to somehow get an edge. Sometimes it takes just a little extra something to get that edge. But you have to get it.

"I try to do it with mental preparation, and physical preparation, and in general with over-all preparation to accomplish the ultimate. Of course, I know that the people we play have the same goal — winning — so I try to put more effort in our preparation. You set a goal to be the best and then work hard every hour, every day striving to reach that goal.

"If you allow yourself to settle for anything less than Number One, you're cheating yourself."

That attitude has carried Shula throughout his coaching career, which began as an assistant at Virginia and Kentucky after a seven-year turn as a defensive back in the NFL with Cleveland, Baltimore and Washington.

The school-of-thought to which he was constantly subjected — and reveled in — was the Paul Brown School. It has become a part of the Shula system.

"Paul Brown offered more than fundamentals," Shula explains. "He brought something special into pro coaching. I think that if you want to pinpoint Paul Brown's greatest contribution to football, it was his ability to teach. When you learned something from Paul Brown, you never forgot it."

That Shula has that same ability is obvious from a statement made by quarterback Bob Griese when he was asked about the Dolphins amazing flip-flop in Shula's first year — from a 3-10-1 record in 1969 to 10-4 in 1970.

"Our club was ready to go," Griese said emphatically, adding succinctly: "We were just looking for somebody to take us."

Shula advanced to pro status following his one year terms at Virginia and Kentucky when he began serving with the Lions in 1960 under George Wilson, the man who became the Dolphins' first coach and the man whom Shula ultimately replaced.

In 1963, Shula obtained his first head coaching assignment at Baltimore, and turned in an 8-6 record. Not one of his teams since has ever lost more games than it has won, and not one of his teams has ever had a record that wasn't better than the one compiled his rookie season.

Shula spent seven years directing the Colts, compiling the 71-23-4 record under his guidance, including a 13-1 record in 1968 that astounded pro football's world. The Colts also had one other season when they lost only one game, 1967, when they put together an 11-1-2 mark.

Shula personally was rewarded during those two seasons by being selected Coach of the Year, an honor that first came to him in 1964 (his second year with the Colts, who had a 12-2 record that season), and also has earned this honor four of his five seasons in Miami.

In 1970, Shula left Baltimore for Miami, becoming head coach and vice president. He purchased a home in Miami Lakes for his family — wife Dorothy and five children, David, Donna, Sharon, Anne and Michael.

Then he went to work on the Dolphins, quickly instilling his own brand of organization for a team that had been a loser ever since its formation in 1966.

The Dolphins immediately turned around in 1970, gaining the play-offs before losing to Oakland, then in 1971 compiled a 10-3-1 record that eventually brought them the Eastern Division title in the American Football Conference after a playoff victory over Kansas City and a title game victory over Baltimore.

In 1972, pro football's world was astounded by the 17-0 mark put together under Shula's guidance by the Dolphins. It was the first world championship for the club and the coach, and Shula cherished it.

"This is," he said, "the ultimate."

Having reached the ultimate, Shula and the Dolphins made it two in a row in 1973 with another world championship, duplicating the feat achieved before only by Lombardi's Green Bay Packers.

"I never thought the thrill of winning our first championship could be duplicated," Shula said after Super Bowl VIII, "but winning two in a row is even more satisfying — the achievement, in my mind, even greater."

With the dream of a third straight Super Bowl victory buried at Oakland, Shula approaches the 1975 campaign with that fierce determination, always evident in his piercing eyes and his commanding voice.

As one player, who insisted on remaining unidentified, remarked, "We'll be back. Shula will make sure of that."

The coach this past year was Florida Crusade Chairman for the American Cancer Society.

## DON SHULA REGULAR SEASON RECORD

Year	Team	W-L-T	Pct.
1963	Baltimore	8-6-0	.571
1964	Baltimore	12-2-0	.857
1965	Baltimore	10-3-1	.769
1966	Baltimore	9-5-0	.643
1967	Baltimore	11-1-2	.917
1968	Baltimore	13-1-0	.929
1969	Baltimore	8-5-1	.615
1970	Miami	10-4-0	.715
1971	Miami	10-3-1	.769
1972	Miami	14-0-0	1.000
1973	Miami	12-2-0	.857
1974	Miami	11-3-0	.786
TOTALS		128-35-5	.785

## PRE-SEASON RECORD

Year	Team	W-L-T	Pct.
1963	Baltimore	4-1-0	.800
1964	Baltimore	3-1-1	.750
1965	Baltimore	5-0-0	1.000
1966	Baltimore	5-0-0	1.000
1967	Baltimore	4-1-0	.800
1968	Baltimore	5-1-0	.833
1969	Baltimore	6-0-0	1.000
1970	Miami	4-2-0	.667
1971	Miami	2-3-1	.400
1972	Miami	3-3-0	.500
1973	Miami	3-2-1	.600
1974	Miami	4-2-0	.667
TOTALS		48-16-3	.739

## POST-SEASON RECORD

	W-L	Pct.
Super Bowls	2-2	.500
Championship Games	4-1	.800
Playoffs	5-3	.625
TOTALS	11-6	.647

## 100-VICTORY COACHES

Coach, Team	Avg. per	
	Total	Years
George Halas, Chicago	321	40
Curley Lambeau, GB-Chi. Cards.-Wash.	230	33
Paul Brown, Cleveland-Cincinnati	202	24
Steve Owen, New York Giants	150	22
Weeb Ewbank, Balt.-N.Y. Jets	130	20
Sid Gillman, L.A.-San Diego-Houston	129	18
Don Shula, Baltimore-Miami	128	12
Hank Stram, Kansas City	124	14
Tom Landry, Dallas	116	15
Buddy Parker, Chi. Cards.-Detroit-Pitts.	102	15

## PROSPECTS IN GENERAL

On February 18, 1970, Don Shula became the Head Coach of the Miami Dolphins and since that time they have had a regular season record of 57 wins, 12 losses and 1 tie.

In the same period they have won two Super Bowls, three American Football Conference Titles, four AFC East Division Crowns and qualified for the playoffs all five seasons.

In 1972 they had an unprecedented 17-0 record. Last year the regular season mark was 11-3.

Coach Don Shula said recently, "We felt last year it was tougher to stay on top than to get there. We did have the opportunity for three Super Bowl Championships in a row and in the 28-26 playoff loss to Oakland we gave it our best shot . . . some things are just not meant to be.

"Offensively we may have to change somewhat. However, Quarterback Bob Griese is intelligent and capable of adapting.

"Our opening regular season game with Oakland, the team that knocked us out last year, is a natural. It will make our training camp and pre-season campaign that much more purposeful."

As for prospects by position, here are the comments of Coach Shula:

**QUARTERBACKS:** Bob Griese, who had another outstanding year in 1974, is one of the truly great quarterbacks. He is a good director of the offense, a fine passer and still a relatively young man. Earl Morrall will always be remembered by Dolphin fans for coming off the bench to replace an injured Griese in the great season of 1972. He returns as a fine backup quarterback who certainly has more than his share of experience. (This will be his 20th season.) Don Strock has been a reserve for two years and has benefited in absorbing the Dolphin offense. Jack Graham of Colorado State is a draft choice as is Freddie Solomon of the University of Tampa. The latter is an all-round performer and can see service as a wide receiver and/or running back and is a possibility as a kick returner.

**RUNNING BACKS:** Mercury Morris, who was bothered by injuries most of 1974, is a talented running back as his rushing statistics of the two previous seasons (1972-73) will attest. Benny Malone had a great rookie season last year and we look for him to have a bright future. Don Nottingham has a great opportunity at the fullback spot and has always been a steady performer. Donny Anderson has come to us from St. Louis. He's a versatile player, has played some fullback, and he can come out of the backfield and catch a pass. Stan Winfrey of Arkansas State, one of our two second-round draft choices, had excellent rushing statistics in college to bolster his consideration as a fullback possibility. The other second-round draft choice, Freddie Solomon, can be a running back, wide receiver or a quarterback. Phillip Kent of Baylor, Clyde Russell of Oklahoma, Skip Johns of Carson-Newman and Dwaine Copeland of Middle Tennessee (also a possible defensive back) are other running back possibilities from the ranks of the draftees.

**RECEIVERS:** Our receivers were bothered with injuries last year but first-year man Nat Moore picked up a lot of the slack and was voted the Dolphins' Rookie of the Year. Veteran Howard

Twilley, one of two remaining Dolphin originals (tackle Norm Evans is the other), had a good campaign and started nine games. Mel Baker showed promise as a rookie, especially in the final regular season game in which he caught four passes, two for touchdowns. We keep talking about draft choice Freddie Solomon and he definitely will get an intensive look as a wide receiver. Also drafted as wide receivers were Morris Owens, Arizona State, and Leonard Isabell, Tulsa. As for tight ends, Jim Mandich who is entering his sixth season, and Marv Fleming, who is entering his 13th, are two capable veterans. Jim McFarland is a newcomer to us after five years at St. Louis. We've known about him since his college days. He's a good blocker and has been used frequently in short yardage situations. Punter Larry Seiple can also be helpful at this spot and Andre Tillman, a second-round draft choice last year who was on injured reserve last season, will get a close inspection. Joe Jackson of Penn State was a tenth-round draft choice.

**OFFENSIVE LINE:** Norm Evans at tackle returns for his tenth season with the Dolphins. Larry Little at guard is entering his ninth pro campaign and this will be his seventh with the Dolphins. Both Bob Kuechenberg, guard, and Jim Langer, center, are six year men. All four earned All-League or All-Conference honors last year. At tackle Wayne Moore, bothered by a knee injury, returned to start the last three regular season games in 1974. Tom Wickert, a rookie a year ago, started three games as did Tom Funchess, a veteran who had joined the Dolphins after service with New England and Houston. Wickert can also play guard.

Ed Newman at guard, now in his third year, started four games last season. Doug Crusan at tackle, who was hurt on the last play of the opening game with New England last year, and then was on injured reserve for the rest of the campaign, returns this season. Irv Goode, who can play guard, center or tackle, will be going into his 13th season, his third with the Dolphins. There is great hope for tackle Darryl Carlton the number one draft choice from the University of Tampa. Also drafted this year were James Wilson, guard, Clark College; Joe Yancey, tackle, Henderson State; and Vernon Smith, center, Georgia.

**DEFENSIVE LINE:** Bill Stanfill, now entering his seventh season, was All-Pro again last year at defensive end and on the other extremity, highly-respected Vern Den Herder, who will be starting his fifth season, will also return. The veteran of the defensive line is reliable Manny Fernandez, at tackle who originally came to the Dolphins as a free agent. He is now going into his eighth season. Quiet and steady Bob Heinz at tackle will be a seven-year man this season. Maulty Moore at tackle is a four-year man. Don Reese and Randy Crowder, as rookies last year, had experience at both end and tackle. Among the draftees is Barney Crawford, a tackle-end from Harding College.

**LINEBACKERS:** The real veteran on defense is middle linebacker Nick Buoniconti, who is going into his 14th season. Doug Swift, out the last half of last season with a shoulder injury and Mike Kolen, return as six-year veterans as outside linebackers. The versatile Bob Matheson (number 53) is going into his ninth season, the last five with the Dolphins. He can play any linebacking position, also defensive end and is valuable on the special teams. Larry Ball, who can also play defensive end, is

entering his fourth campaign and Bruce Bannon his third. Drafted were Gerald Hill, Houston; Bruce Elia, Ohio State; and Steve Towle of Kansas.

**DEFENSIVE BACKS:** Safeties Jake Scott and Dick Anderson and cornerbacks Curtis Johnson, Tim Foley and Lloyd Mumphord have played together for five years. Charlie Babb has three years of experience at safety and Jeris White one year experience at the corner. From the draft list are Barry Hill, Iowa State; John Dilworth, Northwestern State; and James Lewis of Tennessee State.

**KICKING GAME:** Placekicker Garo Yepremian and Punter Larry Seiple are competent and reliable. Garo has many times been a game winner for the Dolphins. Seiple, in addition to punting, can play tight end or wide receiver, was a running back in college and could be an emergency defensive back. Dick Anderson, Donny Anderson and Don Strock can also do some punting. Drafted as a placekicker was Joe Danelo from Washington State. Nat Moore, Jake Scott and to a lesser degree Dick Anderson and Charlie Babb can handle punt returns and Moore, Mercury Morris and Benny Malone are competent on kickoff returns.

## FUTURE DOLPHINS OPPONENTS

As a member of the Eastern Division of the American Football Conference, Miami is scheduled to play eight games each year with the four other teams in its conference — Baltimore, New England, Buffalo, and the New York Jets. These games are on home-and-home basis.

In addition, the Dolphins annually will meet six clubs from outside the AFC East at sites to be determined. Here is the tentative line-up of future Miami foes:

- 1976—Cleveland, Kansas City, Pittsburgh; Los Angeles, Minnesota, New York Giants  
1977—Cincinnati, Houston, San Diego; Dallas, St. Louis, San Francisco  
1978—Denver, Oakland, Pittsburgh; Detroit, New Orleans, Washington

## MIAMI'S 1975 OPPONENTS

### Baltimore — 2 games

**PUBLIC RELATIONS DIRECTOR**—Barry Jones

**ADDRESS**—Executive Plaza III, Hunt Valley, Maryland 21031

**TELEPHONE**—(301) 667-4400

**STADIUM**—Memorial Stadium; capacity: 60,000; grass

**1974 RECORD**—2-12-0

**HEAD COACH**—Ted Marchibroda (first year)

**SERIES HISTORY**—Miami 7 wins; 3 losses; 0 ties (Miami won 17-7, 17-16 in 1974)

**1974 LEADERS**—**Rushing:** Lydell Mitchell 757 yards, 214 attempts, 3.5 average, 5 TD. **Passing:** Bert Jones 143 of 270 attempts, 53.0 per cent, 1610 yards, 8 TD, 12 interceptions. **Receiving:** Jim Mitchell 72 for 544 yards, 7.6 average, 2 TD.

### Buffalo — 2 games

**PUBLIC RELATIONS DIRECTOR**—L. Budd Thalman

**ADDRESS**—One Bills' Drive, Orchard Park, New York 14127

**TELEPHONE**—(716) 648-1800

**STADIUM**—Rich Stadium; capacity: 80,020; Astro Turf

**1974 RECORD**—9-5-0

**HEAD COACH**—Lou Saban (7 years, 60-37-4)

**SERIES HISTORY**—Miami 13 wins, 4 losses, 2 ties (Miami won 24-16, 35-28 in 1974)

**1974 LEADERS**—**Rushing:** O. J. Simpson 1125 yards, 270 attempts, 4.2 average, 3 TD. **Passing:** Joe Ferguson 119 of 232 attempts, 51.3 per cent, 1588 yards, 12 TD, 12 interceptions. **Receiving:** Ahmad Rashad 36 for 433 yards, 12.0 average, 4 TD

### Chicago

**PUBLIC RELATIONS DIRECTOR**—Ted Haracz

**ADDRESS**—173 West Madison Street, Chicago, Illinois 60602

**TELEPHONE**—(312) 332-5400

**STADIUM**—Soldier Field; capacity: 55,753; Astro Turf

**1974 RECORD**—4-10-0

**HEAD COACH**—Jack Pardee (first year)

**SERIES HISTORY**—Miami 1 win; 0 losses; 0 ties (1971 34-3)

**1974 LEADERS**—**Rushing:** Ken Grandberry 475 yards, 144 attempts, 3.3 average, 2 TD. **Passing:** Gary Huff 142 of 283 attempts, 50.2 per cent, 1663 yards, 6 TD, 17 interceptions. **Receiving:** Charlie Wade 39 for 683 yards, 17.5 average, 1 TD

### Denver

**PUBLIC RELATIONS DIRECTOR**—Bob Peck

**ADDRESS**—5700 Logan Street, Denver, Colorado 80216

**TELEPHONE**—(303) 623-8778

**STADIUM**—Denver Mile High Stadium; capacity: 51,706; grass

**1974 RECORD**—7-6-1

**HEAD COACH**—John Ralston (3 years, 19-20-3)

**SERIES HISTORY**—Miami 3 wins, 2 losses, 1 tie (Miami and Denver played 10-10 tie in 1971)

**1974 LEADERS**—**Rushing**: Otis Armstrong 1407 yards, 263 attempts, 5.3 average, 9 TD. **Passing**: Charley Johnson 136 of 244 attempts, 55.7 per cent, 1969 yards, 13 TD, 9 interceptions. **Receiving**: Riley Odoms 42 for 639 yards, 15.2 average, 6 TD

## Green Bay

**PUBLIC RELATIONS DIRECTOR**—Chuck Lane; Publicity Director—Lee Rimmel

**ADDRESS**—1265 Lombardi Avenue, Green Bay, Wisconsin 54303

**TELEPHONE**—(414) 494-2351

**STADIUM**—Lambeau Field, Green Bay; capacity: 56,267; grass. Milwaukee County Stadium; capacity: 47,823; grass

**1974 RECORD**—6-8-0

**HEAD COACH**—Bart Starr (first year)

**SERIES HISTORY**—Miami 1 win, 0 lost, 0 tied (1971: 27-6)

**1974 LEADERS**—**Rushing**: John Brockington 883 yards, 266 attempts, 3.3 average, 5 TD. **Passing**: Jerry Tagge 70 of 146 attempts, 47.9 per cent, 719 yards, 1 TD, 10 interceptions; John Hadl 89 of 183 attempts, 48.6 per cent, 172 yards, 3 TDs, 8 interceptions. **Receiving**: John Brockington 43 for 314 yards, 7.3 average, 0 TD

## Houston

**PUBLIC RELATIONS DIRECTOR**—Jim McLemore

**ADDRESS**—6910 Fannin, Houston, Texas 77025

**TELEPHONE**—(713) 748-6692 or 748-2781

**STADIUM**—Houston Astrodome; capacity: 50,000; Astro Turf

**1974 RECORD**—7-7-0

**HEAD COACH**—O. A. Phillips (first year)

**SERIES HISTORY**—Miami 5 wins, 5 losses, 0 ties (Miami won last meeting 34-13 in 1972)

**1974 LEADERS**—**Rushing**: Willie Rodgers 413 yards, 126 attempts, 3.3 average, 5 TD. **Passing**: Dan Pastorini 140 of 247 attempts, 56.6 per cent, 1571 yards, 10 TD, 10 interceptions. **Receiving**: Ken Burrough 36 for 492, 13.6 average, 2 TD

## New England — 2 games

**PUBLIC RELATIONS DIRECTOR**—Pat Horne

**ADDRESS**—Schaefer Stadium, Route 1, Foxboro, Massachusetts 02035

**TELEPHONE**—(617) 543-7911

**STADIUM**—Schaefer Stadium; capacity: 61,279; Poly Turf

**1974 RECORD**—7-7-0

**HEAD COACH**—Chuck Fairbanks (2 years, 12-16-0)

**SERIES HISTORY**—Miami 11 wins, 6 losses, 0 ties (in 1974 New England won 34-24, Miami won 34-27)

**1974 LEADERS**—**Rushing**: Mack Herron 824 yards, 231 attempts, 3.6 average, 7 TD. **Passing**: James Plunkett 173 of 352 attempts, 49.1 per cent, 2457 yards, 19 TD, 22 interceptions. **Receiving**: Mack Herron 38 for 474 yards, 12.5 average, 5 TD

## New York Jets — 2 games

**PUBLIC RELATIONS DIRECTOR**—Frank Ramos

**ADDRESS**—598 Madison Avenue, New York, New York 10022

**TELEPHONE**—(212) 421-6600

**STADIUM**—Shea Stadium; capacity: 60,000; grass

**1974 RECORD**—7-7-0

**HEAD COACH**—Charley Winner (1 year)

**SERIES HISTORY**—Miami 8 wins, 10 losses, 0 ties (in 1974 Miami won 21-17, New York Jets won 17-14)

**1974 LEADERS**—**Rushing**: John Riggins 680 yards, 169 attempts, 4.0 per cent, 5 TD. **Passing**: Joe Namath 191 of 361 attempts, 52.9 per cent, 2616 yards, 20 TD, 22 interceptions. **Receiving**: Jerome Barkum 41 for 524 yards, 12.8 average, 3 TD

## Oakland

**PUBLIC RELATIONS DIRECTOR**—Tom Grimes

**ADDRESS**—7811 Oakport Street, Oakland, California 94621

**TELEPHONE**—(415) 562-5900

**STADIUM**—Oakland Coliseum; capacity: 54,037; grass

**1974 RECORD**—12-2-0

**HEAD COACH**—John Madden (6 years, 59-18-7)

**SERIES HISTORY**—Miami 1 win, 6 losses, 1 tie (In 1973 Oakland won 12-7)

**1974 LEADERS**—**Rushing**: Marv Hubbard 865 yards, 188 attempts, 4.6 per cent, 4 TD. **Passing**: Ken Stabler 178 of 310 attempts, 57.4 per cent, 2469 yards, 26 TD, 12 interceptions. **Receiving**: Cliff Branch 60 for 1092 yards, 18.2 average, 13 TD; Fred Biletnikoff 42 for 593 yards, 14.2 average, 7 TD

## Philadelphia

**PUBLIC RELATIONS DIRECTOR**—Jim Gallagher

**ADDRESS**—Veterans Stadium, Broad Street and Pattison Avenue, Philadelphia, Pa. 19148

**TELEPHONE**—(215) 463-2500

**STADIUM**—Veterans Stadium; capacity: 66,052; Astro Turf

**1974 RECORD**—7-7-0

**HEAD COACH**—Mike McCormack (2 years, 12-15-1)

**SERIES HISTORY**—Miami 0 wins, 1 loss, 0 ties (1970: 17-24)

**1974 LEADERS**—**Rushing**: Tom Sullivan 760 yards, 244 attempts, 3.1 average, 11 TD. **Passing**: Roman Gabriel 193 of 338 attempts, 57.1 per cent, 1867 yards, 9 TD, 12 interceptions. **Receiving**: Charles Young 63 for 696 yards, 11.0 average, 3 TD

## MIAMI DOLPHINS NFL'S BEST SINCE THE 1970 MERGER

The fairest test of supremacy among the 26 NFL teams is their comparative records in the five years since the AFL-NFL merger was accomplished.

During this period the Miami Dolphins have a 57-12-1 regular season record, the best in professional football. Along the way they have accomplished an unprecedented 17-0 perfect season.

The Dolphins are the only team to qualify for all five Playoffs. They won three consecutive AFC Championships on their way to three straight Super Bowl appearances. They won back-to-back Super Bowl Championships. All of these are post-merger records. The Dolphins' 8-3 Playoff record tops major contenders — Dallas (7-3), Minnesota (4-4), Washington (2-4), Oakland (3-4), Pittsburgh (4-2), or San Francisco (2-3).

### FIRST FIVE YEARS AFL-NFL MERGER 1970-1974

Playoff Teams	Years in Playoffs		Times in Super Bowl		Super Bowl Championships
	W-L	W-L	W-L	W-L	
Miami	5	8-3	3	2	2
Dallas	4	7-3	2	1	1
Minnesota	4	4-4	2	0	0
Washington	4	2-4	1	0	0
Oakland	4	3-4	0	0	0
Pittsburgh	3	4-2	1	1	1
San Francisco	3	2-3	0	0	0
Baltimore	2	4-1	1	1	1
Los Angeles	2	1-2	0	0	0
Cleveland	2	0-2	0	0	0
Cincinnati	2	0-2	0	0	0
Detroit	1	0-1	0	0	0
Kansas City	1	0-1	0	0	0
Green Bay	1	0-1	0	0	0
Buffalo	1	0-1	0	0	0
St. Louis	1	0-1	0	0	0

Against NFC competition, the Dolphins are 13-2, tops in inter-conference competition.

During this stretch, the Dolphins have lost only two home games in regular season competition. They have compiled a record of 31 consecutive victories in the Orange Bowl in regular season and post-season play. The last time the Dolphins lost in the Orange Bowl was to the New York Jets, 14-10, on October 3, 1971.

The Miami Dolphins also have acquired the best record in the history of NFL expansion with a 72-51-3 record in 9 seasons, compared with Dallas 116-86-6 in 15 seasons, Minnesota 98-91-7 in 14 seasons, Atlanta 42-80-2 in 9 seasons, Cincinnati 44-53-8 in 7 seasons, and New Orleans 30-77-3 in 8 seasons.

### DOLPHINS REGULAR SEASON RECORD

Year	W	L	T
1970	10	4	0
1971	10	3	1
1972	14	0	0
1973	12	2	0
1974	11	3	0
<b>Totals</b>	<b>57</b>	<b>12</b>	<b>1</b>

## COMPOSITE STANDINGS OF THE AFC FOR FIVE YEAR PERIOD

### AFC

#### EASTERN

TEAM	W	L	T
Miami	57	12	1
Baltimore	32	37	1
New York	28	42	0
Buffalo	26	42	2
New England	23	47	0

#### CENTRAL

TEAM	W	L	T
Pittsburgh	42	27	1
Cincinnati	37	33	0
Cleveland	37	31	2
Houston	16	52	2

#### WESTERN

TEAM	W	L	T
Oakland	47	17	6
Kansas City	37	28	5
Denver	28	37	5
San Diego	22	43	5

## COMPOSITE STANDINGS OF THE NFC FOR FIVE YEAR PERIOD

### NFC EASTERN

TEAM	W	L	T
Dallas	49	21	0
Washington	46	23	1
St. Louis	30	36	4
New York	25	44	1
Philadelphia	23	43	4

#### CENTRAL

TEAM	W	L	T
Minnesota	52	18	0
Detroit	38	29	3
Green Bay	31	35	4
Chicago	23	46	1

#### WESTERN

TEAM	W	L	T
Los Angeles	45	22	3
San Francisco	38	30	2
Atlanta	30	37	3
New Orleans	18	48	4

## DOLPHINS VETERANS

### ANDERSON, Dick

Ht.: 6-2

Wt.: 196

Born: Feb. 10, 1946

### Safety

Colorado

Eighth year (D-3, 1968)



**PRO:** A constant in one of football's best defenses and a major reason opposing quarterbacks don't throw deep against the Dolphins. Dick Anderson was named to the Pro Bowl Team and given league honors again last year. Known for his crisp tackling, Dick has never missed a game due to injury. Unfortunately in the Pro Bowl last January he suffered torn ligaments in his left knee when clipped but he should be as strong as ever for his eighth season. He came up with a key interception in the heartbreaking playoff loss to Oakland. Third on team with 93 tackles, 49 unassisted. He readily admits his best game as a pro was in the Orange Bowl against Pittsburgh in 1973 when he had four interceptions, returning two for touchdowns and coming just three yards short of scoring with a third. In 1971, his 62-yard touchdown return was key play for AFC title win over Baltimore. In 1974 he was close to the team leadership defending against eight passes. He's also a backup punter and returned three punts last year. Has had 33 interceptions in seven seasons.

**COLLEGE:** Received much attention his senior year at Colorado and gained All-America honors after three years as a regular. Named to All-Academic Team in Big Eight and received Ernie Davis Memorial Award for all-around excellence at Coaches All-America Game. Was also outstanding player in Blue-Gray Game after returning two punts for touchdowns.

**PERSONAL:** Born in Midland, Mich., raised in Boulder, Colo. Spends much of his off-season in Colorado enjoying winter sports. Excellent at tennis and golf and was one of the finalists in the 1973 Superstars Contest. He is president of Pro Financial Services. Dolphin teammates called on Dick's business background and elected him player-representative for the NFLPA. He now resides in Miami and has two boys, Christopher and Blakely.

#### PRO STATISTICS:

Interceptions	No.	Yds.	Avg.	TD	Long
1968	8	230	28.8	1	96t
1969	3	106	35.3	0	40
1970	8	191	23.9	0	86
1971	2	33	16.5	0	33
1972	3	34	11.3	0	22
1973	8	163	20.4	2	38t
1974	1	3	3.0	0	3
<b>TOTALS</b>	<b>33</b>	<b>760</b>	<b>23.0</b>	<b>3</b>	<b>96t</b>

Punt Returns	FC	No.	Yds.	Avg.	TD	Long
1968	—	5	18	3.6	0	10
1969	—	12	82	6.8	0	29
1970	0	1	6	6.0	0	6
1971	3	8	114	14.3	0	47
1972	3	5	19	3.8	0	17
1973	0	6	52	8.7	0	27
1974	0	3	9	3.0	0	6
<b>TOTALS</b>	<b>6</b>	<b>40</b>	<b>300</b>	<b>7.5</b>	<b>0</b>	<b>47</b>

(Continued)

—26—

Kickoff Returns	No.	Yds.	Avg.	TD	Long
1968	6	106	17.7	0	25
1969	(NONE)				
1970	1	8	8.0	0	8
1971	7	114	16.3	0	25
<b>TOTALS</b>	<b>14</b>	<b>234</b>	<b>16.7</b>	<b>0</b>	<b>25</b>

Punting	No.	Yds.	Avg.	Blk.	Long
1969	5	188	37.6	0	49
1970	(NONE)				
1971	(NONE)				
1972	4	147	36.8	0	45
<b>TOTALS</b>	<b>9</b>	<b>335</b>	<b>37.2</b>	<b>0</b>	<b>49</b>

POST-SEASON						
Punt Returns	FC	No.	Yds.	Avg.	TD	Long
1970	1	1	-4	-4.0	0	-4
1971	(NONE)					
1972	2	0	0	0.0	0	0
1973	0	1	2	2.0	0	2
<b>TOTALS</b>	<b>3</b>	<b>2</b>	<b>-2</b>	<b>-2.0</b>	<b>0</b>	<b>2</b>

Kickoff Returns	No.	Yds.	Avg.	TD	Long
1970	1	8	8.0	0	8
1973	1	14	14.0	0	14
<b>TOTALS</b>	<b>2</b>	<b>22</b>	<b>11.0</b>	<b>0</b>	<b>14</b>

Interceptions	No.	Yds.	Avg.	TD	Long
1971	1	62	62.0	1	62t
1972	2	12	6.0	0	12
1973	1	19	19.0	0	19
1974	1	14	14.0	0	14
<b>TOTALS</b>	<b>5</b>	<b>107</b>	<b>21.4</b>	<b>1</b>	<b>62t</b>

### ANDERSON, DONNY

Ht.: 6-2

Wt.: 215

Born: May 16, 1943

### Running Back

Texas Tech

Tenth Year (Trade, 1975)

**PRO:** Is entering his 10th year in the NFL. He was a first round draft choice of the Green Bay Packers in 1966. Was a member of Green Bay's Super Bowl champs of the 1966 and 1967 seasons and played with the Packers through 1971. Was Green Bay's leading rusher in 1968 and 1970. He went to St. Louis on a trade in 1972. Was the Cardinals' leading rusher and scorer and tied in pass receptions in 1973. He came to the Dolphins in a trade in May of this year.



His career pro stats show 1,197 rushing attempts for 4,696 yards. He has caught 209 passes for 2,548 yards. He has punted 387 times for a 39.9 average. He has scored 56 touchdowns (41 rushing, 14 pass receiving, 1 punt return). After nine seasons, he was the fifth leading rusher in the NFC among active players. Played in 1969 Pro Bowl.

**COLLEGE:** Consensus All-America for two years and named outstanding player in the 1965 Gator and Hula Bowl games. Was twice named Southwest Conference back of the year.

**PERSONAL:** He is a native of Borger, Tex., now lives in Temple, Tex., with wife Karen and one child.

#### PRO STATISTICS:

Rushing	No.	Yds.	Avg.	TD	Long
1966 (Green Bay)	25	104	4.2	2	15
1967 (Green Bay)	97	402	4.1	6	40
1968 (Green Bay)	170	761	4.5	5	42
1969 (Green Bay)	87	288	3.3	1	16
1970 (Green Bay)	222	853	3.8	5	54
1971 (Green Bay)	186	757	4.1	5	31
1972 (St. Louis)	153	536	3.5	4	19



1973 (St. Louis)	167	679	4.1	10	54
1974 (St. Louis)	90	316	3.5	3	16
<b>TOTALS</b>	<b>1197</b>	<b>4696</b>	<b>3.9</b>	<b>41</b>	<b>54</b>

Receiving	No.	Yds.	Avg.	TD	Long
1966 (Green Bay)	2	33	16.5	0	22
1967 (Green Bay)	22	331	15.0	3	31
1968 (Green Bay)	25	333	13.3	1	47
1969 (Green Bay)	14	308	22.0	1	51
1970 (Green Bay)	36	414	11.5	0	34
1971 (Green Bay)	26	306	11.8	1	39
1972 (St. Louis)	28	298	10.6	2	56
1973 (St. Louis)	41	409	10.0	3	44
1974 (St. Louis)	15	116	7.7	3	25
<b>TOTALS</b>	<b>209</b>	<b>2548</b>	<b>12.2</b>	<b>14</b>	<b>56</b>

Punting	No.	Yds.	Avg.
1966 (Green Bay)	2	89	44.5
1967 (Green Bay)	65	2379	36.6
1968 (Green Bay)	59	2360	40.0
1969 (Green Bay)	58	2331	40.2
1970 (Green Bay)	81	3305	40.8
1971 (Green Bay)	50	2020	40.4
1972 (St. Louis)	72	2844	39.5
1973 (St. Louis)	(NONE)		
1974 (St. Louis)	(NONE)		
<b>TOTALS</b>	<b>387</b>	<b>15328</b>	<b>39.6</b>

**Punt Returns:** Returned 6 for 124 yds., 1 TD, in 1966; 9 for 98 yds. in 1967.

**Kickoff Returns:** Returned 23 for 533 yds. in 1966, 11 for 226 yds. in 1967.

**Passing:** Completed 1 of 2 for 19 yds. in 1967; 1 of 3 for 12 yds., 1 TD, in 1968; 0 of 1 in 1970; 2 of 4 for 9 yds., 1 TD, in 1971; 2 of 3 for 71 yds. in 1972.

### BABB, CHARLES

Ht.: 6-0

Wt.: 190

Memphis State

Born: Feb. 4, 1950

Fourth year (D-5, 1972)

### Safety

**PRO:** Has been a backup safety since his arrival three years ago but received the supreme calling when asked to replace the injured Jake Scott in last year's playoff against Oakland. (Scott was injured in the first half.) Had his highest rate of action last year making 22 unassisted tackles and helping on seven others. He also defended against three passes. In the 1972 Cleveland-Miami playoff game, Charlie received national attention by scoring the game's first touchdown after blocking a punt and carrying it in from five yards out.



**COLLEGE:** Two-year regular at Memphis State, primarily at cornerback. Timed in the 40-yard dash in 4.65, he defended against 29 passes and intercepted nine for 216 yards. His two-year tackles-assists mark was 132-87-229.

**PERSONAL:** His parents are active in community work in Charleston, Mo. There he was a four-year letterman in high school, playing both quarterback and safety during football season. Captained both the football and basketball teams and also played baseball. Charlie and his wife, Leslie, live in Plantation, Fla. with their son, David, and daughter, Mary Ashby. He has done insurance work in the off-season and also likes to play golf.

### PRO STATISTICS:

Interceptions	No.	Yds.	Avg.	TD	Long
1972	1	24	24.0	0	24
Punt Returns	FC No.	Yds.	Avg.	TD	Long
1974	0	2	29	14.5	0
Kickoff Returns	No.	Yds.	Avg.	TD	Long
1974	1	0	0.0	0	0

—28—

### BAKER, MELVIN

Ht.: 5-11

Wt.: 186

### Wide Receiver

Texas Southern

Born: Aug. 12, 1950

Second year (D-8, 1974)

**PRO:** Picked up the nickname "Home Run Baker" for his three circus touchdown catches, only two of which counted. The first one, early in the campaign, didn't count because Mel had one foot over the end-line and he was moving so fast he went head first into the seats. In the regular season finale, he teamed up with Quarterback Earl Morrall for two long TDs. The performance helped pull out a victory against New England which had built a 24-0 lead. Considered one of the fastest of the Dolphins.



**COLLEGE:** Caught 19 passes for 330 yards and returned 18 kickoffs for 433 yards his final season. During his career at Texas Southern, Baker caught 64 passes for 1,332 yards and 14 touchdowns.

**PERSONAL:** A native of Houston, Texas, Baker was a track and baseball star in high school. He and his wife, Clara, have one child, Bertina.

### PRO STATISTICS

Receiving	No.	Yds.	Avg.	TD	Long
1974	4	121	30.3	2	46t

Kickoff Returns	No.	Yds.	Avg.	TD	Long
1974	1	22	22.0	0	22

### BALL, LARRY

Ht.: 6-6

Wt.: 225

### Linebacker

Louisville

Born: Sept. 27, 1949

Fourth year (D-4, 1972)

**PRO:** After a rash of injuries in 1974, Larry was of great value when linebacker Doug Swift missed the second half of the season. He filled in at the "53" position on passing downs with the assignment of either rushing the passer or dropping back into a coverage zone. He had an outstanding game in Dolphins' 24-3 victory over Cincinnati which assured a playoff berth. Had his best pro season, figuring in on 52 tackles, making 27 unassisted. He also defended against two passes and sacked the opposing quarterback three times.



**COLLEGE:** Went to Louisville on a basketball scholarship but switched to football his sophomore year and later captained the squad. He started as an 185-pound safety and had a 95-yard interception return.

**PERSONAL:** Attended Rushville (Ill.) High School and competed in football, baseball, basketball and track each for three years. Born in Iowa City, Iowa. Single and lives in Miami in the off-season. He has been a teacher and coach.

### PRO STATISTICS:

Interceptions	No.	Yds.	Avg.	TD	Long
1973	1	2	2.0	0	2

—29—

## BANNON, BRUCE

Ht.: 6-3

Wt.: 225

### Linebacker

Penn State

Born: March 11, 1951

Third Year (FA-1973)

**PRO:** Saw duty last year after the injury to Doug Swift caused a shift of linebacker personnel. Has remained a stickout on the Dolphin specialty teams. During 1974 Bruce figured in 25 tackles, making 15 unassisted. Coach Don Shula was impressed with Bannon in the 1973 College All-Star Game and summoned him after the New York Jets cut him loose. Best day was 1973 finale against Detroit, 17 tackles, three assists and was named AP Defensive Back of the Week.



**COLLEGE:** Earned All-America honors as defensive end at Penn State. Played on two bowl teams. In his junior and senior years, Nittany Lions lost only three games. Was considered for a Rhodes Scholarship.

**PERSONAL:** Compiled 3.92 grade average (out of possible 4.0) in geology. Hometown is Rockaway, N.J. As youth, he worked in zinc mines in New Jersey and barely escaped death once. Bruce is married and has a daughter, Missy.

#### PRO STATISTICS:

Kickoff Returns	No.	Yds.	Avg.	TD	Long
1973	1	10	10.0	0	10

## BUONICONTI, NICK

Ht.: 5-11

Wt.: 220

### Middle Linebacker

Notre Dame

Born: Dec. 15, 1940

Fourteenth year (Trade, 1969)

**PRO:** Last year the veteran turned down a lucrative WFL offer which included management, to stay with the Dolphins. He was picked on the all-time American Football League team. A team defensive leader he is the perfect choice for defensive captain. His size has never hindered his field play and he is known as one of the quickest men at his position. He was second with a 51-49-100 tackles-assists record last season. He has been elected to all-league or all-conference teams more than half of his 13 years in the



game. In 1973 he scored his first touchdown as a Dolphin by rumbling 13 yards with a fumble recovery. Was NEA choice (players' vote) as most valuable Dolphin in 1973. Has career record of 32 interceptions.

**COLLEGE:** Co-captain and All-America at Notre Dame, playing guard on offense and middle guard on defense. Led Irish in tackles as senior and starred in several all-star games.

**PERSONAL:** Born in Springfield, Mass., he graduated Notre Dame in 1962 with an A.B. degree (economics major) and then graduated Suffolk Law School (Boston) in 1968. He passed the Massachusetts Bar in 1969 and the Florida Bar in 1970. He is a practicing attorney now in Miami and runs a firm licensing NFL stars. He and his wife, Terry, have one girl and two boys, Gina, Nick and Marc.

#### PRO STATISTICS:

Interceptions	No.	Yds.	Avg.	TD	Long
1962 (New England)	2	3	1.5	0	3

(Continued)

1963 (New England)	3	42	14.0	0	26
1964 (New England)	5	75	15.0	0	26
1965 (New England)	3	31	10.3	0	26
1966 (New England)	4	43	10.8	0	41
1967 (New England)	4	7	1.8	0	5
1968 (New England)	3	22	7.3	0	14
1969 (Miami)	3	27	9.0	0	24
1970 (Miami)	(NONE)				
1971 (Miami)	1	16	16.0	0	16
1972 (Miami)	2	17	8.5	0	10
1973 (Miami)	(NONE)				
1974 (Miami)	2	29	14.5	0	16
<b>TOTALS</b>	<b>32</b>	<b>312</b>	<b>9.7</b>	<b>0</b>	<b>41</b>

Kickoff Return	No.	Yds.	Avg.	TD	Long
1962 (New England)	1	8	8.0	0	8

**Additional:** Scored one touchdown in 1973 on fumble recovery.

#### POST-SEASON

Interceptions	No.	Yds.	Avg.	TD	Long
1972 (Miami)	2	38	19.0	0	32

## CROWDER, RANDY

### Defensive Tackle

Ht.: 6-2

Wt.: 236

Penn State

Born: July 30, 1953

Second year (D-6A, 1974)

**PRO:** Saw some action his rookie season last year in passing situations and with special teams. His overall quickness led Coach Don Shula to insert him sometimes in Miami's 53 Defense as a middle lineman. Was credited with nine tackles and two assists.



**COLLEGE:** Played tight end as a freshman, then was converted to defense, gaining All-America honors and Outstanding Defensive Player award from Washington Pigskin Club. Credited with 78 tackles his senior season.

**PERSONAL:** Physical therapy major and plans to continue his education in graduate school. Nicknamed "Sugar Bear" because he is tough on the field and easy-going off it. Youngest of four brothers of a steel-working father from Farrell, Pa., he now resides in Miami area in off-season.

## CRUSAN, DOUG

Ht.: 6-4

Wt.: 250

### Tackle

Indiana

Born: July 26, 1946

Eighth year (D-1b, 1968)

**PRO:** Was injured in season-opener against New England and was sidelined remainder of 1974 season. Starting offensive left tackle in four of his other six seasons (all with Miami). Capable of playing either tackle spot. Drafted first round along with Larry Csonka in 1968.



**COLLEGE:** Captain of 1967 Indiana Rose Bowl team. Defensive tackle as a senior after two years on offensive unit. Received second-team All-America honors.

**PERSONAL:** Born in Monessen, Pa., and now resides in Allison Park, Pa., with his wife and two children (Kelly Lee and Trey). Presently is a reha-

bilitation counselor. In off-season he worked on conditioning, lifting weights, paddle ball and golf. Captained the Monessen High football and track teams and set a Western Pennsylvania track record with a 60 foot shot-put. Was a sociology major at Indiana. He now is working on a Master's Degree in counseling at Duquesne University, Pittsburgh.

**DEN HERDER, VERN**

Ht.: 6-6  
Born: Nov. 28, 1948

**Defensive End**

Wt.: 250  
Central (Iowa) College  
Fifth year (D-9, 1971)

**PRO:** Led all Dolphin defensive linemen by being in on 83 tackles last season, 50 unassisted. Ranked second with seven quarterback sacks and had 10 each of the previous two years. His name is often mispronounced but it doesn't bother this soft-spoken Iowan. In 1974 he also blocked four passes and recovered two fumbles. Has been a starter since 1972 helping Miami to both Super Bowl victories. He was one of only two rookies to make the squad in 1971 and spent much of that season on special teams. Named the Dolphins' best defensive lineman in 1974.



**COLLEGE:** Named to the NAIA and Kodak All-America teams and the NCAA and AP second teams. Captain. Most Valuable Player in the Iowa Conference as a junior. Set several basketball records and lettered four times each in both sports.

**PERSONAL:** Born in Lemars, Iowa, and now resides in Miramar, Fla., with his wife. Attended Sioux Center Community High School where he lettered in basketball, track, baseball and football. Set shot-put record of 54-2. Enjoys hunting and fishing. Was a chemistry major. In the off-season he's a sales representative for the Keith M. Merrick Co.

**PRO-STATISTICS:**

Interceptions	No.	Yds.	Avg.	TD	Long
1972	1	24	24.0	0	24

**EVANS, NORM**

Ht.: 6-5  
Born: Sept. 28, 1942

**Tackle**

Wt.: 250  
Texas Christian  
Eleventh year (AFL Exp. 1966)

**PRO:** Came to the Dolphins as an expansion choice from Houston. He and Howard Twilley are the last of the Miami 1966 "originals." Last year he received first team All-AFC honors from Sporting News. In 1973 he added to his honors by being selected All-AFC by the Associated Press. Played particularly well against Minnesota in Super Bowl VIII. This season will mark his tenth year as a regular at right tackle. Has played in more games than any other Dolphin. Originally drafted 14th by Houston in 1965 and twice was the team's best offensive lineman. Picked for the Pro Bowl this past year.

**COLLEGE:** Captain of 1964 TCU team. Played tackle and defensive end.



**PERSONAL:** Actively involved in Fellowship of Christian Athletes, he conducts chapel services for the Dolphins. Born in Santa Fe, N.M., grew up in Donna, Tex., and now resides in Hollywood, Fla., with his wife and children, Ron and Deana Jo. Has written a book and makes many speeches in off-season concerning faith. Won 10 letters at Donna High. Has his own insurance agency, Norm Evans and Associates.

**FERNANDEZ, MANNY**

Ht.: 6-2  
Born: July 3, 1946

**Defensive Tackle**

Wt.: 250  
Utah  
Eighth year (FA, 1968)

**PRO:** Although bothered by injuries last year, played in 12 games and contributed with 38 tackles and 21 assists. He also tackled the opposing quarterback three times, blocked one pass and recovered a fumble. Probably because of his injury problem, 1974 was his first not being selected the squad's "Best Defensive Lineman," after winning the honor six straight years. Came to the Dolphins in 1968 as a free agent in the team's unheralded years and it was hoped he could help with the season ticket sales in the Latin areas. When Fernandez arrived he advised the club he didn't speak a word of Spanish. In 1973 he received the Johnny Unitas Award presented annually by the South Shore Quarterback Club (a New England Patriots booster group). The award goes to the player who has come into professional football in an unheralded manner and has made a significant contribution to the success of his team. That proved true without a doubt when in Super Bowl VII against Washington, he had 11 tackles and six assists.



**COLLEGE:** Three year letterman; captain of Utah squad as a senior.

**PERSONAL:** Born in Oakland, now lives in Miramar, Fla., with his wife, Marcia, and daughter, Christina. Loves to hunt and fish. Attended Chabot Junior College. Won three letters in both football and wrestling at San Lorenzo (Calif.) High. He worked with retarded children the past two off-seasons.

**FLEMING, MARV**

Ht.: 6-4  
Born: Jan. 2, 1942

**Tight End**

Wt.: 232  
Utah  
Thirteenth year (Trade, 1970)

**PRO:** It will probably be quite a while before someone tops his record of playing in five Super Bowls, two with Green Bay and three with Miami. Alternated with Jim Mandich the past two seasons after owning the starting slot his first three years with the Dolphins. Known for his blocking ability, Coach Don Shula wanted Fleming to make the end sweep work. Played six years at Green Bay before playing out his option in 1969. He likes to point to his five catches against Pittsburgh in the 1972 AFC title game to show he does more than just block. Known as a "money" player. Picked on All Super Bowl team by Quarterback Magazine.



**COLLEGE:** Physical education major. All-Skyline Conference selection. Played in East-West Shrine Game.

**PERSONAL:** Born in Longview, Tex., and has lived in Compton and Venice, Calif. Attended Compton High. Single. Photography buff. Studied acting under Lee Strasberg at Los Angeles Institute of Theatre and Arts. Co-author of a book, "The Mind Garden." Spent past off-season traveling in Europe.

**PRO-STATISTICS:**

Receiving	No.	Yds.	Avg.	TD	Long
1963 (Green Bay)	7	132	18.9	2	33
1964 (Green Bay)	4	36	9.0	0	10
1965 (Green Bay)	14	141	10.1	2	31t
1966 (Green Bay)	31	361	11.6	2	53t
1967 (Green Bay)	10	126	12.6	1	19t
1968 (Green Bay)	25	278	11.1	3	32t
1969 (Green Bay)	18	226	12.6	2	23
1970 (Miami)	18	205	11.4	0	36
1971 (Miami)	13	137	10.5	2	23
1972 (Miami)	13	156	12.0	1	31
1973 (Miami)	3	22	7.3	0	15
1974 (Miami)	1	3	3.3	1	3t
<b>TOTALS</b>	<b>157</b>	<b>1823</b>	<b>11.6</b>	<b>16</b>	<b>53t</b>

**POST-SEASON**

Receiving	No.	Yds.	Avg.	TD	Long
1966 (Green Bay)	3	50	16.7	0	24
1967 (Green Bay)	5	52	10.4	0	12
1968 (Green Bay)	4	35	8.8	0	11
1969-70	(NONE)				
1971 (Miami)	5	64	12.8	1	27
1972 (Miami)	5	50	10.0	0	15
<b>TOTALS</b>	<b>22</b>	<b>251</b>	<b>11.4</b>	<b>1</b>	<b>27</b>

**FOLEY, TIM**

Ht.: 6-0

Wt.: 194

**Cornerback**

Purdue

Born: Jan. 22, 1948

Sixth year (D-3, 1970)

**PRO:** Has been a starter for most of Miami career but sometimes hampered by injuries. One of the key reasons Miami has been tough to score against through the air the past four years. Had 43 tackles and 11 assists last season in 13 games. He also defended against six passes, intercepted two, recovered two fumbles and blocked a punt. It was in 1973 he went into the NFL record book after recovering two blocked punts against Baltimore and took them both in for TDs.

**COLLEGE:** Claiming to be lucky to be on the same team as All-America quarterback Mike Phipps and have a chance to be seen, he was noticed enough to win places on UPI, NEA, Sporting News, New York News and Time All-America teams. Also on Academic All-America. Led Purdue backs with five interceptions in 1969 and was their leading punt returner with 17 for 84 yards.

**PERSONAL:** Active in Fellowship of Christian Athletes. Prepped at Loyola Academy in Willmette, Ill., where he earned five letters in football, baseball and basketball. Plays drums, guitar and handball. Lives with his wife, Connie, and little girl, Katie, in Miami Lakes.

**PRO STATISTICS:**

Interceptions	No.	Yds.	Avg.	TD	Long
1971	4	14	3.5	0	18

1972	3	25	8.3	0	15
1973	2	22	11.0	0	15
1974	2	-2	—	0	—
<b>TOTALS</b>	<b>11</b>	<b>59</b>	<b>5.3</b>	<b>0</b>	<b>18</b>

Kickoff Returns	No.	Yds.	Avg.	TD	Long
1970	1	0	0.0	0	0

**Additional:** Scored two touchdowns in 1973 on blocked kick returns.  
Scored two points on safety in 1974.

**FUNCHESS, TOM**

Ht.: 6-5

Wt.: 270

**Tackle**

Jackson State

Born: Sept. 12, 1944

Eighth year (FA, 1974)

**PRO:** Came along in time of need last season when Dolphins were running out of tackles after a succession of injuries.

Started three games, then bothered by injury himself. Originally drafted by Boston in the second round in 1968, he was traded to Houston in 1971 where he played guard. Moved to tackle in 1972 and named the team's top offensive lineman. Came to Dolphins as free agent early last year.

**COLLEGE:** All-Conference at Jackson State.

**PERSONAL:** Native of Crystal Springs, Miss. Played high school ball at Crystal Springs. He and his wife, Rubye, have two girls. He was nicknamed "Moose." With family now lives in Jackson, Miss.



**GOODE, IRV**

Ht.: 6-5

Wt.: 262

**Guard-Center**

Kentucky

Born: Oct. 12, 1940

Thirteenth year (Trade, 1973)

**PRO:** Has spent the majority of his 13 year career with the St. Louis Cardinals where he was All-Pro more than once. Traded to Buffalo after 10 years with St. Louis, a pre-season injury sidelined him. He was then traded to the Dolphins for Mike Kadish and has played in every game since his arrival. Can double as either guard or center and snaps on kicking team. Can also play tackle.

**COLLEGE:** Played both center and line-backer for Kentucky. Won All-America honors and was a No. 1 draft pick.

**PERSONAL:** Earned B.A. degree in education from Kentucky in 1962. Born in Newport, Ky., now lives in Chesterfield, Mo. (near St. Louis), where he has a sporting goods business in the off-season. His wife's name is Cindi and he has four children, Conrad, Elizabeth, Janell and Craig.



**GRIESE, BOB**

Ht.: 6-1

Wt.: 190

**Quarterback**

Purdue

Born: Feb. 3, 1945

Ninth year (D-1, 1967)

**PRO:** Miami's all-time top quarterback and could pile records





**PRO:** One of the most underrated linebackers in football, he was in on 91 tackles in 1974, 58 unassisted. Has been the starting



outside linebacker in all five seasons with the Dolphins but can play either of the other two linebacking spots. His hard-hitting style has kept alive his college nickname of "Captain Crunch." Also ranked fourth on team in passes defended and had an interception.

**COLLEGE:** Alternate captain in 1968 leading Auburn to Sun Bowl. Captained the 1969 squad which was 8-2 and went to the Bluebonnet Bowl. Two-time All-South pick and second team NEA All-America selection.

**PERSONAL:** Born in Opelika, Ala., and played at Berry High School in Birmingham, Ala. Married with daughter, Kelly Ann, and son, John Michael, Jr. Has lived in Hollywood, Fla., during most of his Dolphin career, and does real estate work in off-season. Also has done considerable public speaking on behalf of the Fellowship of Christian Athletes.

**PRO-STATISTICS:**

Interception	No.	Yds.	Avg.	TD	Long
1972	1	14	14.0	0	14
1973	2	54	27.0	0	29
1974	1	3	3.0	0	3
<b>TOTALS</b>	<b>4</b>	<b>71</b>	<b>17.7</b>	<b>0</b>	<b>29</b>

**POST-SEASON**

Interception	No.	Yds.	Avg.	TD	Long
1972	1	5	5.0	0	5

**KUECHENBERG, BOB**

Ht.: 6-2      Wt.: 252      Notre Dame  
Born: Oct. 14, 1947      Sixth year (FA, 1970)

**Guard**

**PRO:** Originally drafted fourth by the Eagles in 1969, he was cut by that team and later Atlanta before finishing season with the Chicago Owls of the Continental League. Came to the Dolphins as a free agent in 1970 and has started ever since. Probably his greatest game was Super Bowl VIII against Minnesota. Recently selected on All Super Bowl Team by Quarterback Magazine. Last season he was selected All-AFC by the Pro Football Writers, and also selected to the Pro Bowl at guard despite playing three games at tackle to help an injury situation.



**COLLEGE:** Had standout career at Notre Dame where honors included appearances in East-West and All-America Bowl classics. Also gained All-America mention. As a junior he was switched from tackle to defensive end. Received degree in economics.


**PERSONAL:** Born in Gary, Ind. and went to high school in Hobart, Ind., where he lettered in four sports and was football and baseball captain. Now lives in Hollywood, Fla., with wife, Bonnie, and sons Bryan and Erik. In off-season does work in real estate and for an advertising specialty firm. Also plays basketball.

**LANGER, JIM**

Ht.: 6-2      Wt.: 253      South Dakota State  
Born: May 16, 1948      Sixth year (WA, 1970)

**Center**

**PRO:** Now recognized as the best center in all of football for his quickness and ability to make the block almost at same



time he is snapping the ball. Key reason Dolphin running game has been one of the best. Last season he was selected All-NFL by the Pro Football Writers, NEA and AP. He was also tabbed All-AFC by AP, UPI, PFW and Sporting News. Named to the Pro Bowl again last year. Signed his first pro contract with the Cleveland Browns in 1970 and spent part of that pre-season with them before being waived and coming to the Dolphins. Earned the Miami starting berth in pre-season of 1972 beating out former all-pro Bob DeMarco. In 1972 he was named South Dakota sports celebrity of the year.

**COLLEGE:** Played middle linebacker and was also a baseball star. Captained both teams as senior and set records for most hits and runs batted in. Received B.S. in economics.

**PERSONAL:** Born in Little Falls, Minn., grew up in Royalton, Minn., where he was high school football and baseball captain. Earned money working on road construction all through school up until college. Now lives in Hollywood, Fla. Married, two children, Tracy and Carrie. In off-season plays basketball and has worked in real estate and banking. Presently leasing airplanes under Langer Flying Service, Inc.

**LITTLE, LARRY**

Ht.: 6-1      Wt.: 265      Bethune-Cookman  
Born: Nov. 2, 1945      Ninth year (Trade, 1969)

**Guard**

**PRO:** One of the fastest and quickest guards in the sport, he has terrorized many a cornerback by leading the sweep. Was voted outstanding offensive lineman in the AFC for three successive years by the NFL Players Association. Last season was named All-NFL by the Associated Press and the Pro Football Writers and also picked All-AFC by AP, UPI and Sporting News. Voted the team's outstanding



lineman from 1970-1972 and has been a Pro Bowl selection many times. Came to the Dolphins in 1969 in a trade with San Diego for defensive back Mack Lamb, who is now a school teacher. Lamb had been a high school teammate of Little's in Miami.

**COLLEGE:** All-Southern Intercollegiate Conference, team MVP, captain. Played tackle on both offense and defense. Ebony All-America.

**PERSONAL:** Born in Groveland, Ga., grew up in Miami. Single. Starred at Miami's Booker T. Washington High School and was football captain senior year. Director of Larry Little Gold Coast Summer Camp for underprivileged children. Also has sponsored many other charitable events such as the Larry Little Golf Tournament. In recognition of his civic activities Biscayne College gave him an honorary degree as Doctor of Science and Human Relations.

**MALONE, BENNY**

Ht.: 5-10      Wt.: 193      Arizona State  
Born: Feb. 3, 1952      Second year (D-2b, 1974)

**Running Back**

**PRO:** Made a big splash with his thrashing running style and

by mid-season started for the injured Mercury Morris. Scored key touchdown in playoff at Oakland with thrilling 21-yard run. Was second on team in rushing and attempts, gaining 479 yards in 117 tries. His 4.1 average was good for three TDs on the ground. He also caught two passes for 26 yards and returned six kickoffs for 159 yards including one spectacular dash of 79.



Brother Art, an NFL veteran running back was traded in off-season to Philadelphia after injuries hampered him at Atlanta. He didn't fumble the entire season.

**COLLEGE:** Had a 6.7 rushing average at Arizona State, good for 2,328 yards and 25 touchdowns despite being in the same backfield with Woody Green (now with Kansas City). In 1973 he was among the nation's leaders, averaging 102.6 yards per game, gaining 1,129. Biggest day was vs. Oregon State when he gained 250 yards in 24 carries.

**PERSONAL:** Resides in Eloy, Ariz., the son of a city employee. He, his wife and two children live in the Phoenix suburb during the off-season.

PRO-STATISTICS					
Rushing	No.	Yds.	Avg.	TD	Long
1974	117	479	4.1	0	23†

Receiving					
	No.	Yds.	Avg.	TD	Long
1974	2	26	13.0	0	13

Kickoff Returns					
	No.	Yds.	Avg.	TD	Long
1974	6	159	26.5	0	73

POST-SEASON					
Rushing Returns	No.	Yds.	Avg.	TD	Long
1974	14	83	5.9	1	23

### MANDICH, JIM

Ht.: 6-2  
Born: July 30, 1948

Wt.: 224

**Tight End**  
Michigan  
Sixth year (D-2, 1970)

**PRO:** Won the starting tight end job in the middle of the 1973 season and kept a firm grip on it last year, gaining many All-AFC votes. He placed second on the squad in total receptions with 33, good for 374 yards and six touchdowns. Known as a clutch competitor, he is best remembered last season for a spectacular 44-yard catch in Miami's come-from-behind victory at San Diego. A former Michigan All-America he was the Dolphins' top draft choice in 1970 (second round). In 1973 he was the team's fourth leading receiver with 24 catches for 302 yards and four touchdowns and grabbed five passes in Miami's march to Super Bowl VIII victory.

**COLLEGE:** Consensus All-American and the Wolverines' second leading career receiver with 111 receptions for 1,415 yards. Caught eight passes against Southern Cal in the Rose Bowl his senior year. Captain, MVP and Academic All-America.

**PERSONAL:** Born in Cleveland, grew up in Solon, Ohio, a Cleveland suburb. Football and basketball captain at Solon



High. Set school track records in discus and shot-put. Single. In off-season opened Fuzzy Thurston's Left Guard restaurant in Miami as host.

### PRO-STATISTICS:

Receiving	No.	Yds.	Avg.	TD	Long
1970	1	3	3.0	1	3†
1971	3	19	6.3	1	10
1972	11	168	15.3	3	39
1973	24	302	12.6	4	28†
1974	33	374	11.3	6	44
<b>TOTALS</b>	<b>72</b>	<b>866</b>	<b>12.0</b>	<b>15</b>	<b>44</b>

Kickoff Returns					
	No.	Yds.	Avg.	TD	Long
1970	2	0	0.0	0	0

### POST-SEASON

Receiving	No.	Yds.	Avg.	TD	Long
1971	2	13	6.5	0	9
1972	2	24	12.0	0	19
1973	5	49	9.8	1	13
<b>TOTALS</b>	<b>9</b>	<b>86</b>	<b>9.6</b>	<b>1</b>	<b>19</b>

### MATHESON, BOB

Ht.: 6-4  
Born: Nov. 25, 1944

Wt.: 235

**Linebacker**  
Duke  
Ninth year (Trade, 1971)

**PRO:** Known as the defense's 12th man in Miami's famed 53 Defense, he became a full-time starter last season when Doug Swift injured his arm at mid-season. Playing half the time as it was, he filled right in and won the team leadership in tackles-assists with a mark of 71-32-103. A real sharpshooter on the field, he always seems to be where the play is. His "53" role came about in passing situations when Bob was sent in and had the option to rush the passer or drop back into a zone. He played his part so well most NFL clubs adopted it. The defense was named for his uniform number. He came to Miami from Cleveland in a 1971 trade. Drafted in the first round by the Browns in 1967, he was primarily a special teams player in the beginning. Last season he also intercepted a pass, defended against seven others, recovered a fumble and tackled the passer three times.



**COLLEGE:** All-America career included honors from AP, UPI, Sporting News. Set record for most tackles in one season. Also captained.

**PERSONAL:** Native of Boone, N.C., where he has had a rock-crushing plant and also a boys summer camp. He now lives in Hollywood, Fla., in the off-season and works for a lumber concern. Married with two sons, Todd and Drew. Went to Appalachian High in Boone and set records in track, football and basketball.

### PRO-STATISTICS:

Interceptions	No.	Yds.	Avg.	TD	Long
1967 (Cleveland)	1	0	0.0	0	0
1968 (Cleveland)	2	44	22.0	0	30
1969 (Cleveland)	(NONE)				
1970 (Cleveland)	1	11	11.0	0	11
1974 (Miami)	1	10	10.0	0	10
<b>TOTALS</b>	<b>5</b>	<b>65</b>	<b>13.0</b>	<b>0</b>	<b>30</b>

(Continued)



Kickoff Returns	No.	Yds.	Avg.	TD	Long
1969 (Cleveland)	1	0	0.0	0	0
1970 (Cleveland)	2	21	10.5	0	14
1971 (Miami)	3	32	10.7	0	16
1972 (Miami)	2	34	17.0	0	17
1974 (Miami)	5	65	13.0	0	25
<b>TOTALS</b>	<b>13</b>	<b>152</b>	<b>11.7</b>	<b>0</b>	<b>25</b>

POST-SEASON					
Interceptions	No.	Yds.	Avg.	TD	Long
1973 (Miami)	1	29	29.0	0	29

### McFARLAND, JIM

Ht.: 6-5  
Born: October 4, 1947

Wt.: 225

### Tight End

Nebraska  
Sixth year (FA, 1975)

**PRO:** Had been a dependable backup tight end with St. Louis for five years before coming to the Dolphins in May of this year. Was drafted seventh by Cardinals in 1970. A good blocker, with St. Louis would often enter game on short yardage situations. In 1971, his first two pro catches went for touchdowns.



**COLLEGE:** At Nebraska, he gained all Big Eight and second team All-America honors as a senior. Received his B.S. in sociology and has credits towards a master's degree.

**PERSONAL:** Born in North Platte, Neb. After an outstanding high school athletic career, had an opportunity to sign as a pitcher in baseball with the Atlanta Braves. Instead decided to matriculate at the U. of Nebraska. Now lives in Lincoln, Neb. with wife Linda and one child.

#### PRO-STATISTICS:

Receiving	No.	Yds.	Avg.	TD	Long
1970 (St. Louis)	(NONE)				
1971 (St. Louis)	5	54	10.8	2	21
1972 (St. Louis)	(NONE)				
1973 (St. Louis)	2	10	5.0	0	7
1974 (St. Louis)	(NONE)				
<b>TOTALS</b>	<b>7</b>	<b>64</b>	<b>9.1</b>	<b>2</b>	<b>21</b>

### MOORE, MAULTY

Ht.: 6-5  
Born: Aug. 12, 1946

Wt.: 265

### Defensive Tackle

Bethune-Cookman  
Fourth year (FA, 1971)

**PRO:** A reserve most of the time since his arrival in Miami, he has proven his worth in time of need. In 1971 he was a taxi-squad member and a reserve in 1972. But at the end of the 1973 season when Manny Fernandez was hurt, Maulty came through in the season finale and a play-off game. Last season he was officially credited with five tackles and 12 assists.



**COLLEGE:** Named to the Pittsburgh Courier All-America first team. Earned four letters in football and two in track.

**PERSONAL:** Born in Milligan, Fla., and now lives in Pompano Beach with his wife, Katrina, where he's

an off-season salesman. Has played for the Dolphin basketball team. Played football at Moton High in Brooksville, Fla., where he captained the team his senior season.

### MOORE, NAT

Ht.: 5-9½  
Born: Sept. 19, 1951

Wt.: 177

### Wide Receiver

Florida  
Second year (D-3, 1974)

**PRO:** Arrived in spectacular fashion after a do-everything career at Florida. Obtained in the third round of the draft because of a questionable knee, he ended all doubts by replacing the injured Paul Warfield early in the season at San Diego and helped Miami come from two touchdowns behind to victory. Remained in the starting lineup when Marlin Briscoe's injury sustained and is the likely successor to Warfield. Led all Miami receivers with 37 catches for 605 yards and two touchdowns. His average catch was



good for a 16.4 yard average. He also returned nine punts without fair-catching one for 136 yards and a 15.1 average. His typical kickoff return was good for 26.7 yards and he totaled 587 yards in 22 attempts. His most spectacular was an 89 yard return with the opening kick in the Oakland playoff game. Voted to the NFL All-Rookie team.

**COLLEGE:** Basically a running back at Florida but was slowed his senior season with injuries. His junior season he carried 145 times for 845 yards and eight TDs. He also caught 25 passes for 351 yards and five TDs.

**PERSONAL:** A graduate of Edison High in Miami, he also attended Miami Dade Junior College and still lives in Miami.

#### PRO-STATISTICS

Receiving	No.	Yds.	Avg.	TD	Long
1974	37	605	16.4	2	48

Rushing	No.	Yds.	Avg.	TD	Long
1974	3	16	5.3	0	15

Punt Returns	FC	No.	Yds.	Avg.	TD	Long
1974	0	9	136	15.1	0	42

Kickoff Returns	No.	Yds.	Avg.	TD	Long
1974	22	587	26.7	0	40

#### POST-SEASON

Receiving	No.	Yds.	Avg.	TD	Long
1974	2	40	20.0	0	23

Punt Returns	FC	No.	Yds.	Avg.	TD	Long
1974	0	2	5	2.5	0	5

Kickoff Returns	No.	Yds.	Avg.	TD	Long
1974	3	137	45.6	1	89½

### MOORE, WAYNE

Ht.: 6-6  
Born: Aug. 17, 1945

Wt.: 265

### Tackle

Lamar Tech  
Sixth year (WA, 1970)

**PRO:** An off-season operation after the 1973 Super Bowl de-

layed his return last year and almost kept him out the entire season. But hard work and competitiveness helped Moore regain his strength ahead of schedule and he returned in time to start against Cincinnati late in the season and help the Dolphins into the playoffs. Voted to the Pro Bowl in 1973. Originally signed with San Francisco after a basketball career at Lamar Tech (his father thought him too thin at the time to play college football). The

'49ers tried him at tight end and tackle and he spent a year on the taxi squad and playing minor league football before Dolphin line coach Monte Clark spotted him disguised on the waiver list as Solomon Wayne Moore, his real name.

**COLLEGE:** Received three letters and named All-Conference in basketball. Earned degree in diesel engineering.

**PERSONAL:** Born in Beaumont, Tex., he has lived in San Francisco in previous off-seasons working as juvenile counselor but now resides in Miami all year. Basketball and football at Charlton-Pollard High in Beaumont. All-State in basketball and All-District in football as a defensive end. Married with one son, Solomon Wayne, Jr., and one daughter, Tamara Charrise.

### MORRALL, EARL

Ht.: 6-2

Wt.: 192

### Quarterback

Michigan State

Born: May 17, 1934

Twentieth year (WA, 1972)

**PRO:** At the tender age of 41, Earl will be as ready as ever if Coach Don Shula should need him in his 20th professional season of football. If he waits a few more years, he can play with his son Matt who is a freshman lineman at U. of Fla. Locally, he will always be remembered as paying back the quarterback insurance Shula issued for his contract in 1972.



That's the season the Dolphins were 17-0 and Morrall came off the bench after Bob Griese's ankle injury to guide the team to 12 victories. He was also named

the league's Most Valuable Player that season. He has passed for more than 20,000 yards putting him in an elite group. He was also MVP in 1968 and went to the Pro Bowl as early as 1957 when a member of the Pittsburgh Steelers. His pro career started in 1956 being the top draft choice of the San Francisco '49ers. He went to Detroit in 1958 from Pittsburgh and remained until traded to the Giants for three seasons starting in 1965. He then met up with Coach Don Shula who got Earl for "insurance" reasons in Baltimore in 1968 just as he was to do in 1972 with Miami. After Johnny Unitas' injury in 1968, Morrall led the Colts to 15 wins and an appearance in the Super Bowl.

**COLLEGE:** An All-America quarterback at Michigan State, he was a star in the 1956 Rose Bowl and played in the 1956 College All-Star Game.

**PERSONAL:** Born in Muskegon, Mich., where he went to high school and played football, baseball and basketball. Formerly lived in a Detroit suburb with his wife and five children, Matthew, Mardi, Mindi, Mitchell and Meghan, before moving to Miami this past off-season.

### PRO-STATISTICS:

Year	Att.	Comp.	Pct.	Yds.	Int.	TD	Long
1956 (San Fran.)	78	38	48.7	621	6	1	37
1957 (Pittsburgh)	289	139	48.1	1900	12	11	64
1958 (Detroit)	78	25	32.1	463	9	5	66
1959 (Detroit)	137	65	47.4	1102	6	5	79
1960 (Detroit)	49	32	65.3	423	3	4	65
1961 (Detroit)	150	69	46.0	909	9	7	61
1962 (Detroit)	52	32	61.5	449	4	4	53
1963 (Detroit)	328	174	53.0	2621	14	24	75
1964 (Detroit)	91	50	54.9	588	3	4	48
1965 (NY Giants)	302	155	51.3	2446	12	22	89
1966 (NY Giants)	151	71	47.0	1105	12	7	98
1967 (NY Giants)	24	13	54.2	181	1	3	27
1968 (Baltimore)	317	182	57.4	2909	17	26	84
1969 (Baltimore)	99	46	46.5	755	7	5	42
1970 (Baltimore)	93	51	54.8	792	4	9	44
1971 (Baltimore)	167	84	50.3	1210	12	7	64
1972 (Miami)	150	83	55.3	1360	7	11	49
1973 (Miami)	38	17	44.7	253	4	0	53
1974 (Miami)	27	17	63.0	301	3	2	46
<b>TOTALS</b>	<b>2620</b>	<b>1343</b>	<b>51.3</b>	<b>20388</b>	<b>145</b>	<b>157</b>	<b>98</b>

Year	No.	Yds.	Avg.	TD	Long
1956 (San Francisco)	6	10	1.7	0	—
1957 (Pittsburgh)	41	81	2.0	2	—
1958 (Detroit)	11	80	7.3	0	—
1959 (Detroit)	26	112	4.3	0	—
1960 (Detroit)	10	37	3.7	1	—
1961 (Detroit)	20	86	4.3	0	—
1962 (Detroit)	17	65	3.8	1	—
1963 (Detroit)	26	105	4.0	1	—
1964 (Detroit)	10	70	7.0	0	—
1965 (NY Giants)	17	52	3.1	0	—
1966 (NY Giants)	5	12	2.4	0	—
1967 (NY Giants)	4	11	2.8	1	—
1968 (Baltimore)	11	18	1.6	1	—
1969 (Baltimore)	(NONE)				
1970 (Baltimore)	2	6	3.0	0	—
1971 (Baltimore)	6	13	2.2	0	—
1972 (Miami)	17	67	3.9	1	31t
1973 (Miami)	1	9	9.0	0	9
1974 (Miami)	1	11	11.0	0	11
<b>TOTALS</b>	<b>231</b>	<b>845</b>	<b>3.6</b>	<b>8</b>	<b>31t</b>

### POST-SEASON

Year	Att.	Comp.	Pct.	Yds.	Int.	TD	Long
1972 (Miami)	24	13	54.2	139	1	1	35

Year	No.	Yds.	Avg.	TD	Long
1972 (Miami)	4	3	0.8	0	3

### MORRIS, MERCURY

Ht.: 5-10

Wt.: 192

### Running Back

Born: Jan. 5, 1947

West Texas State  
Seventh year (D-3, 1969)

**PRO:** Real first name is Eugene but nicknamed "Mercury" in school after the swift messenger of the gods. And swift he is.



Nearly put together back-to-back 1,000 yard seasons in 1972 and 1973 (falling just 46 yards short in 1973), before a re-occurring injury plagued him most of last year. He still managed to carry 56 times for 214 yards including a 17-yard TD scamper. He also caught a pair of passes for 27 yards. But when completely healthy in 1972 and 1973 he scored 12 and 10 touchdowns, respectively, and

provided the outside speed to perfectly compliment the inside power of Larry Csonka. He has gone to the Pro Bowl three straight seasons and named to many All-AFC teams. In 1973 he set a club record with a 197-yard afternoon against New England and broke and then tied his own mark of longest run from scrimmage of 70 yards.

**COLLEGE:** Held the all-time career rushing mark for NCAA major colleges until Steve Owens surpassed it in 1969. His college career total was an amazing 3,388 yards and famed running back Duane Thomas was in the same backfield with Morris at West Texas State.

**PERSONAL:** Born and raised in Pittsburgh, he was a star at Avonworth High School. Was a three-year letterman in football, basketball and baseball. Enjoys golf and weight-lifting. Now makes his home in Miami.

**PRO-STATISTICS:**

Rushing	No.	Yds.	Avg.	TD	Long
1969	23	110	4.8	1	37
1970	60	409	6.8	0	40
1971	57	315	5.5	1	51
1972	190	1000	5.3	12	33
1973	149	954	6.4	10	70t
1974	56	214	3.8	1	17t
<b>TOTALS</b>	<b>535</b>	<b>3002</b>	<b>5.6</b>	<b>25</b>	<b>70t</b>

Receiving	No.	Yds.	Avg.	TD	Long
1969	6	65	10.8	0	29
1970	12	149	12.4	0	50
1971	5	16	3.2	0	11
1972	15	168	11.2	0	34
1973	4	51	12.8	0	36
1974	2	27	14.0	1	23
<b>TOTALS</b>	<b>44</b>	<b>476</b>	<b>10.8</b>	<b>1</b>	<b>50</b>

Kickoff Returns	No.	Yds.	Avg.	TD	Long
1969	43	1136	26.4	1	105t
1970	28	812	29.0	1	96t
1971	15	423	28.2	1	94t
1972	14	334	23.9	0	33
1973	11	242	22.0	0	29
<b>TOTALS</b>	<b>111</b>	<b>2947</b>	<b>26.6</b>	<b>3</b>	<b>105t</b>

Punt Returns	FC	No.	Yds.	Avg.	TD	Long
1969	3	25	172	6.9	0	38
1970	0	2	-1	-0.5	0	0
<b>TOTALS</b>	<b>3</b>	<b>27</b>	<b>171</b>	<b>6.3</b>	<b>0</b>	<b>38</b>

**POST-SEASON**

Rushing	No.	Yds.	Avg.	TD	Long
1970	8	29	3.6	0	12
1971	1	3	3.0	0	3
1972	41	182	4.4	0	27
1973	45	226	5.0	1	18
<b>TOTALS</b>	<b>95</b>	<b>440</b>	<b>4.6</b>	<b>1</b>	<b>27</b>

Receiving	No.	Yds.	Avg.	TD	Long
1970	2	15	7.5	0	9
1971	(NONE)				
1972	1	-6	-6.0	0	-6
<b>TOTALS</b>	<b>3</b>	<b>9</b>	<b>3.0</b>	<b>0</b>	<b>9</b>

Kickoff Returns	No.	Yds.	Avg.	TD	Long
1970	1	21	21.0	0	21
1971	7	173	24.7	0	37
1972	3	56	18.7	0	23
1973	2	19	9.5	0	19
<b>TOTALS</b>	<b>13</b>	<b>269</b>	<b>20.7</b>	<b>0</b>	<b>37</b>

**MUMPHORD, LLOYD**

Ht.: 5-10  
Born: Dec. 20, 1946

Wt.: 176

**Cornerback**

Texas Southern  
Seventh year (D-16, 1969)

**PRO:** Has alternated with Tim Foley for the regular left cornerback position while the other is hurt. Came back from an injury Thanksgiving Day, 1973 at Dallas when Foley was injured. Although still hampered, he performed flawlessly in the final three regular season games and the playoffs and Super Bowl that year. But 1974 was not as fortunate a season. He was injured at San Diego and hampered thereafter. He still participated in 40 tackles last season, making 26 unassisted. He also recovered a fumble and blocked a punt. He has been an asset on special teams since coming to the Dolphins as a 16th round choice in 1969.



**COLLEGE:** Won four letters each in football and swimming. Football captain as cornerback and flanker.

**PERSONAL:** Born in Los Angeles but moved and attended Tampa (Fla.) Middletown High where he was football captain. Still has many friends in Houston area where he went to college. He and his wife and daughter, Keelie, live in Miami where he works in public relations in the off-season.

**PRO-STATISTICS:**

Interceptions	No.	Yds.	Avg.	TD	Long
1969	5	102	20.4	0	51
1970	5	35	7.0	1	32t
1971	(NONE)				
1972	4	50	12.5	1	28t
<b>TOTALS</b>	<b>14</b>	<b>187</b>	<b>13.4</b>	<b>2</b>	<b>51</b>

Kickoff Returns	No.	Yds.	Avg.	TD	Long
1969	1	0	0.0	0	0

**NEWMAN, ED**

Ht.: 6-2  
Born: June 4, 1951

Wt.: 245

**Guard**

Duke  
Third year (D-6, 1973)

**PRO:** In the second game of last season he was called on to start. This happened because tackle starter Wayne Moore hadn't recovered from surgery and replacement Doug Crusan was injured for the year in the first game. Then Bob Kuechenberg was moved from guard to tackle giving Newman his big chance. He started the next three games. Assistant Coach Monte Clark calls Newman "aggressive, a real fighter — the type I want on my side in a battle." He also is an integral part of the specialty teams.

**COLLEGE:** At Duke he was All-Atlantic Coast his junior and senior years. Twice All-ACC heavyweight wrestling champ.

**PERSONAL:** Born in Woodbury, N.Y., on Long Island and went to Syossett High School where he was on the football, wrestling and track teams. Now lives in Miami and does public relations work in the off-season. Single.

**NOTTINGHAM, DON**

Ht.: 5-10  
Born: June 28, 1949

Wt.: 210

**Running Back**

Kent State  
Fifth year (Trade, 1973)

**PRO:** One of the hardest-running, most determined athlete ever to put on a uniform, he is heir apparent to Larry Csonka's fullback position. Last season he carried 66 times for 273 yards and a 4.1 average including eight touchdowns. His most memorable score came on a 23-yard run which won the second Buffalo game in the closing seconds on a play called the P-10-Express when the Bills were caught blitzing. Nicknamed the "Human Bowling Ball" for his close-to-the-ground running style, he was obtained from Baltimore in 1973. Last season he also caught three passes for 40 yards. He made history by making the Colts in 1971 after being selected as the 441st player in the draft on the 17th round. His best season was 1972 with the Colts when he gained 466 yards in 123 tries and caught 25 passes for 191 more.

**COLLEGE:** Kent State's all-time top rusher with 2,515 yards. Gained 990 yards as a junior and scored 19 touchdowns. Was All-Mid American Conference. In 1969 he gained 275 yards in a single game against Dayton and led the nation in rushing for six weeks.

**PERSONAL:** Born in Ravenna, Ohio, now lives in Miramar (north of Miami) with his wife, his son, Don, Jr., and daughter, Randi. Gets kidded about his squeaky voice. At Ravenna High participated in football, wrestling and baseball.

**PRO-STATISTICS:**

Rushing	No.	Yds.	Avg.	TD	Long
1971 (Baltimore)	95	388	4.1	5	36
1972 (Baltimore)	123	466	3.8	3	25
1973 (Baltimore)	28	188	4.2	1	20
1973 (Miami)	24	134	5.6	0	30
1974 (Miami)	66	273	4.1	8	24
<b>TOTALS</b>	<b>336</b>	<b>1449</b>	<b>4.3</b>	<b>17</b>	<b>36</b>

Receiving	No.	Yds.	Avg.	TD	Long
1971 (Baltimore)	15	88	5.9	0	35
1972 (Baltimore)	25	191	7.6	0	37
1973 (Baltimore)	2	10	5.0	0	5
1973 (Miami)	1	16	16.0	0	16
1974 (Miami)	3	40	13.3	0	20
<b>TOTALS</b>	<b>46</b>	<b>345</b>	<b>7.5</b>	<b>0</b>	<b>37</b>

**POST-SEASON**

Rushing	No.	Yds.	Avg.	TD	Long
1973 (Miami)	2	17	8.5	0	12

Receiving	No.	Yds.	Avg.	TD	Long
1974	1	9	9.0	0	9

Kickoff Returns	No.	Yds.	Avg.	TD	Long
1973 (Miami)	1	19	19.0	0	19

**REESE, DON**

Ht.: 6-6  
Born: Sept. 4, 1951

Wt.: 255

**Defensive End**

Jackson State  
Second year (D-1, 1974)

**PRO:** Played in 13 games last year and came on at the end of the season to look like a promising defensive end. Was in on



10 tackles, assisting on six. Had considerable playing time in regular season finale against New England and sacked quarterback Jim Plunkett on the game's final play to help save the victory. Also was credited with blocking a field goal attempt along with Vern Den Herder.

**COLLEGE:** Was a member of the Pittsburgh Courier All-America team. Shown brightly in the Coaches All-America Game, gaining the attention of Dolphin Director of Player Personnel, Bobby Beathard.

**PERSONAL:** Son of a burial vault manufacturer in Mobile, Ala., has seven brothers and three sisters. Majored in history with minor in political science. Has been clocked in the 40-yard dash in 4.7 seconds.

**SCOTT, JAKE**

Ht.: 6-0

Wt.: 188

Born: July 20, 1945

**Safety**

Georgia

Sixth year (D-7, 1970)

**PRO:** One of the greatest safety men in pro football, he was selected for the Pro Bowl for the fourth consecutive year but a leg injury in the Oakland playoff game kept him from participating. Associated Press voted him All-NFL and he was tabbed All-AFC by the Pro Football Writers and AP. 1974 was his best year for interceptions, totaling eight, which were good for 75 yards in returns. He's also one of the top punt-return men in the game. He averaged 11.2 yards a try with 31 punts last season for 346 yards total.



He ranked high on the team in tackles, making 45 and assisting on 25 others. He also recovered three fumbles and defended against eight other passes. When the Dolphins won their first Super Bowl he was named the game's MVP by Sport Magazine and the Kansas City 101 Club. In that game he tied a record with two interceptions and set one for most return yardage with 63. Originally signed with Vancouver of the Canadian League in 1969, and caught 42 passes as a flanker. Traded to Montreal in 1970, he saw some pre-season action before clearing waivers and signing with Miami. Led the club in interceptions three years and holds 11 club punt-return records.

**COLLEGE:** Second-leading punt returner in the nation in 1968 and was an All-America defensive back. Also named Outstanding Player in the SEC that year setting a conference record with 10 interceptions. All-SEC as a 1967 sophomore. Gave up senior year for Canadian League.

**PERSONAL:** Born in Greenwood, S.C., lives in Atlanta. But spends much of his off-season in Colorado. Shares a house in Miami during the season with Jim Mandich. Single. Likes skiing and motorcycles. Attended Washington & Lee High in Arlington, Va., and Bullis Prep in Silver Spring, Md. Played football, basketball and baseball.

**PRO-STATISTICS:**

Interceptions	No.	Yds.	Avg.	TD	Long
1970	5	112	22.4	0	47
1971	7	34	4.9	0	21

(Continued)

1972	5	73	14.6	0	31
1973	4	71	17.8	0	29
1974	8	75	9.4	0	30
<b>TOTALS</b>	<b>29</b>	<b>365</b>	<b>12.6</b>	<b>0</b>	<b>47</b>

Punt Returns	FC	No.	Yds.	Avg.	TD	Long
1970	15	27	290	10.7	1	77†
1971	18	33	318	9.6	0	31
1972	3	13	100	7.7	0	15
1973	16	22	266	12.1	0	33
1974	3	31	346	11.2	0	30
<b>TOTALS</b>	<b>55</b>	<b>126</b>	<b>1320</b>	<b>10.5</b>	<b>1</b>	<b>77†</b>

Kickoff Returns	No.	Yds.	Avg.	TD	Long
1970	4	117	29.3	0	42
1971	(NONE)				
1972	(NONE)				
1973	2	20	10.0	0	20
<b>TOTALS</b>	<b>6</b>	<b>137</b>	<b>22.8</b>	<b>0</b>	<b>42</b>

#### POST-SEASON

Interceptions	No.	Yds.	Avg.	TD	Long
1971	2	13	6.5	0	13
1972	2	63	31.5	0	55
<b>TOTALS</b>	<b>4</b>	<b>76</b>	<b>19.0</b>	<b>0</b>	<b>55</b>

Punt Returns	FC	No.	Yds.	Avg.	TD	Long
1970	0	1	-1	-1.0	0	-1
1971	1	4	59	14.7	0	21
1972	5	3	3	1.0	0	4
1973	5	6	34	5.7	0	12
<b>TOTALS</b>	<b>11</b>	<b>14</b>	<b>95</b>	<b>6.8</b>	<b>0</b>	<b>21</b>

Kickoff Returns	No.	Yds.	Avg.	TD	Long
1973	2	47	23.5	0	21

### SEIPLE, LARRY

Ht.: 6-0  
Born: Feb. 14, 1945

Wt.: 214

### Punter-Tight End

Kentucky  
Ninth year (D-7, 1967)

**PRO:** One of the most versatile athletes in Coach Don Shula's arsenal although he hasn't done anything but punt for the last three seasons. Can also play tight end, wide receiver and running back, and has worked out at all three positions last couple years during times of injury to others.



With the new punting rule, his average slipped from 42.3 in 1973 (his best year) to 38.6 but the return yardage was slim. Best known for his fake-punt-and-run against Pittsburgh in the 1972 AFC title game, gaining 37 yards and setting

Miami's first touchdown. Known as a clutch punter, he reeled off a 46-yard punt on the last play of regulation against Kansas City in the overtime playoff game. In 1969 he was a starter at tight end and led the team with 41 receptions, and tied a team record then with eight catches in one game. He can also play defensive back and is three-for-three as a passer. In rushing he has an 11.8 average in 12 tries. His longest punt was 73 yards against Pittsburgh in 1971.

**COLLEGE:** Played several positions and had three-year punting average of 40.5. Set record with 30 rushing attempts in one game. Once scored on a 70-yard run from punt formation against Mississippi on a fourth-and-28 situation. Co-captain.

**PERSONAL:** Born in Allentown, Pa. Three-year letterman and captain of football and baseball teams at Allen High. Now lives in South Miami with his wife and three children. He runs a motorcycle business at 14011 South Dixie Highway, Miami.

#### PRO-STATISTICS:

Punting	No.	Yds.	Avg.	Blkd.	Long
1967	70	2909	41.6	1	70
1968	75	3044	40.6	0	60
1969	80	3263	40.8	2	66
1970	58	2392	41.2	0	67
1971	52	2087	40.1	1	73
1972	36	1437	39.9	0	54
1973	48	2031	42.3	0	57
1974	65	2511	38.6	0	60
<b>TOTALS</b>	<b>484</b>	<b>19674</b>	<b>40.6</b>	<b>4</b>	<b>73</b>

Receiving	No.	Yds.	Avg.	TD	Long
1967	1	21	21.0	0	21
1968	7	69	9.9	1	20
1969	41	577	14.1	5	41t
1970	2	14	7.0	0	7
1971	1	32	32.0	0	32
<b>TOTALS</b>	<b>52</b>	<b>713</b>	<b>13.7</b>	<b>6</b>	<b>41t</b>

Rushing	No.	Yds.	Avg.	TD	Long
1967	3	58	19.3	0	34
1968	5	42	8.4	0	32
1969	1	6	6.0	0	6
1970	2	21	10.5	0	24
1971	1	14	14.0	0	14
<b>TOTALS</b>	<b>12</b>	<b>141</b>	<b>11.8</b>	<b>0</b>	<b>34</b>

Passing	Att.	Comp.	Pct.	Yds.	TD	Int.	Tkld.	Long
1967	2	2	100.0	61	0	0	0/0	42
1969	1	1	100.0	8	0	0	0/0	8
<b>TOTALS</b>	<b>3</b>	<b>3</b>	<b>100.0</b>	<b>69</b>	<b>0</b>	<b>0</b>	<b>0/0</b>	<b>42</b>

Kickoff Returns	No.	Yds.	Avg.	TD	Long
1970	2	5	2.5	0	3
1971	(NONE)				
1972	(NONE)				
1973	1	0	0.0	0	0
<b>TOTALS</b>	<b>3</b>	<b>5</b>	<b>1.7</b>	<b>0</b>	<b>3</b>

#### POST-SEASON

Punting	No.	Yds.	Avg.	Blkd.	Long
1970	5	196	39.2	0	49
1971	12	496	41.3	0	52
1972	16	653	40.8	0	57
1973	6	256	42.7	0	57
1974	6	199	33.2	0	40
<b>TOTALS</b>	<b>45</b>	<b>1800</b>	<b>40.0</b>	<b>0</b>	<b>57</b>

Rushing	No.	Yds.	Avg.	TD	Long
1972	1	37	37.0	0	37

### STANFILL, BILL

Ht.: 6-5  
Born: Jan. 13, 1947

Wt.: 252

### Defensive End

Georgia  
Seventh year (D-1, 1969)

**PRO:** One of the best pass rushers in the game, he was selected to the second team as All-NFL by the Pro Football



Writers and NEA. He was also named All-AFC by AP, UPI and Sporting News last season. He led the team in quarterback sacks last year with 10 (5 in one game) but 1973 was his top year in that department with 18½. He has been chosen All-NFL three straight seasons and All-AFC four times in a row and picked for the Pro Bowl four straight times. He was also named to play in the College All-Star Game in 1969. Last season he was in on 71 tackles, 47 unassisted.

**COLLEGE:** Won Outland Trophy from Football Writers Association as outstanding collegiate lineman in 1968. Received All-America recognition three consecutive years. Helped Georgia lead SEC in total defense his junior and senior years. Was team captain senior year.

**PERSONAL:** Born and raised in Cairo, Ga., he won four letters in football and baseball and three in track at Cairo High. Football captain. Set prep mark with discus toss of 180-6. Likes to go hunting and fishing. Lives in Miami in off-season.

### STROCK, DON

Ht.: 6-5

Wt.: 203

#### Quarterback

Virginia Tech

Born: Nov. 27, 1950

Third year (D-5, 1973)

**PRO:** Saw limited action last year in mop-up duties but is yet to throw his first NFL pass. But his work in pre-season and regular-season practices has assured Coach Don Shula that he'll be an able backup man to Bob Griese. Spent the majority of the 1973 season as a reserve on the taxi squad.



**COLLEGE:** Led nation's major college division in passing and total offense as a senior. Completed 228 of 427 passes for 3,243 yards and 16 touchdowns. Played in the Hula Bowl and was outstanding

offensive player in the Blue-Gray game. He passed for over 500 yards in one game against Houston, for a career total of 8,887 yards.

**PERSONAL:** Graduated from Virginia Tech with a degree in distributive direction. Now lives in Miami during off-season. Single. Member of Dolphin basketball team. Raised in Pottstown, Pa.

#### PRO-STATISTICS:

Rushing	No.	Yds.	Avg.	TD	Long
1974	1	-7	-7.0	0	-7

### SWIFT, DOUG

Ht.: 6-3

Wt.: 226

#### Linebacker

Amherst

Born: Oct. 24, 1948

Sixth year (FA, 1970)

**PRO:** A sure tackler, he is an integral part of Miami's outstanding defense. Injured in mid-season with a broken arm



which forced him to miss the last six games, he still was in on 51 tackles making 29 unassisted. He also recovered two fumbles and defended against two passes. After Miami's Super Bowl VIII victory he was rewarded with a second team All-AFC honors. He came to Miami by way of Amherst College after being cut by Montreal in the Canadian League. Thanks to his college coach, Jim Ostendarp who knew Don Shula, he got a tryout in Miami during the player strike of 1970 and made the 40-man roster. He's been a starter ever since and made Pro Football Weekly's All-AFC Rookie team his first year.

**COLLEGE:** First from Amherst ever to become a pro player. A three-year regular, he played linebacker and offensive tackle. Team mark was 13-3 his last two years. Had eight career interceptions.

**PERSONAL:** Born and raised in Syracuse, N.Y. Played guard at Nottingham High when team won two consecutive Central New York League Championships. Also played basketball. Both parents are doctors. He lives in Miami with wife, Julie, and son, Alexander. Julie is in her third year of law school and he is completing his pre-med requirements. He is a former player-rep.

#### PRO-STATISTICS:

Interceptions	No.	Yds.	Avg.	TD	Long
1971	1	12	12.0	0	12
1972	3	5	1.7	0	4
1973	1	0	0.0	0	0
<b>TOTALS</b>	<b>5</b>	<b>17</b>	<b>3.4</b>	<b>0</b>	<b>12</b>

#### POST-SEASON

Interceptions	No.	Yds.	Avg.	TD	Long
1972	2	19	9.5	0	19

### TILLMAN, ANDRE

Ht.: 6-4

Wt.: 228

#### Tight End

Texas Tech

Born: Nov. 1, 1952

First year (D2A, 1974)

**PRO:** Required knee surgery and was placed on Injured Reserve List in 1974.



**COLLEGE:** An All-America selection by the Associated Press, Tillman was Texas Tech's leading receiver in 1973 with 26 receptions for 428 yards, a 16.5 average and five touchdowns. In two previous seasons caught 28 for 338 yards. "He never missed a pass he should have caught," said one Tech assistant.

**PERSONAL:** Lived in Dallas, Texas. Attended Lake Highland High School in Dallas. Now lives in Miami.

### TWILLEY, HOWARD

Ht.: 5-10

Wt.: 185

#### Wide Receiver

Tulsa

Born: Dec. 25, 1943

Tenth year (D-12, 1966)

**PRO:** One of the two original Dolphin players (Norm Evans is the other) he has always been known as a bit slow but some-



how always gets the job done. Quick moves and sure hands are his answers to critics. Has been bothered by injuries part of his pro career but last year ranked fourth in team receiving with 24 catches good for 256 yards and two touchdowns. His average reception was good for 11.0 yards. An excellent blocker, despite his size, he's often in there in short-yardage situations for that reason. His most famous catch was a 24-yard TD pass on a twisting corner pattern against Washington in Super Bowl VII. His best season was 1968 with 39 receptions for 604 yards and a 15.5 average.

**COLLEGE:** Set 10 NCAA pass receiving marks as a consensus All-America, shattering four of five major reception records. He caught an amazing 134 passes in 1965 for 1,779 yards and 16 TDs and was voted Lineman of the Year. Played in Bluebonnet Bowl twice and North-South Shrine game. Named Outstanding Player in 1965 Senior Bowl. Degree in electrical engineering.

**PERSONAL:** Gained a master's degree in business administration in past off-seasons while remaining in Miami. Now lives in Tulsa and is in business there. Married with one son, Michael Glenn, and one daughter, Meghan Marie.

**PRO-STATISTICS:**

	No.	Yds.	Avg.	TD	Long
<b>Receiving</b>					
1966	10	128	12.8	0	20
1967	24	314	13.1	2	38
1968	39	604	15.5	1	40
1969	10	158	15.8	1	33
1970	22	281	12.8	5	23t
1971	23	349	15.2	4	41
1972	20	364	18.2	3	44
1973	2	30	15.0	0	19
1974	24	256	11.0	2	21
<b>TOTALS</b>	<b>174</b>	<b>2484</b>	<b>14.3</b>	<b>18</b>	<b>44</b>

	FC	No.	Yds.	Avg.	TD	Long
<b>Punt Returns</b>						
1969	3	1	0	0.0	0	0

**POST-SEASON**

	No.	Yds.	Avg.	TD	Long
<b>Receiving</b>					
1970	1	14	14.0	0	14
1971	8	111	13.9	0	23
1972	4	61	15.3	1	28t
<b>TOTALS</b>	<b>13</b>	<b>186</b>	<b>14.3</b>	<b>1</b>	<b>28t</b>

**WHITE, JERIS**

Ht.: 5-11  
Born: Sept. 3, 1952

Wt.: 183

**Cornerback**  
Hawaii  
Second year (D-2c, 1974)

**PRO:** Saw limited action last year as an understudy but was a key member of the special teams, breaking up the wedge. He was in on 25 tackles, making 12 on his own. A keen one-on-one performer, he has adjusted to the Dolphin zone and should be ready if called upon this year.



**COLLEGE:** The BLESTO scouting combine ranked him as the top-rated defensive back in his college class. Has 4.5 40 speed and honored as first team All-America by Sporting News and Time Magazine. Had 9 career interceptions.

**PERSONAL:** Went to University of Hawaii after traveling much as a youngster since his father had a military career. Nicknamed "J.J."

**WICKERT, TOM**

Ht.: 6-4  
Born: April 5, 1952

Wt.: 246

**Tackle**  
Washington State  
Second year (D-9a, 1974)

**PRO:** Had trouble with the system at first but extra work paid off during a rash of injuries and he started some games at mid-season. Also a member of the special teams.



**COLLEGE:** Started as a defensive lineman but was switched to tackle his junior season. All-Pacific Eight honorable mention.

**PERSONAL:** Loves to fish. San Rafael, Calif., is home in the bay area. Single.

**YEPREMIAN, GARO**

Ht.: 5-8  
Born: June 2, 1944

Wt.: 175

**Kicker**  
None  
Ninth year (FA, 1970)

**PRO:** Known as the top field goal kicker in football, the new rules slowed down his performance last year limiting him to 15 attempts, making eight. He was perfect during the regular season on 43 PAT attempts. Kicked five field goals in the 1973 Pro Bowl game setting a record and was named MVP. Kicked 25 field goals that season. Named All-NFL and All-AFC. Came to Dolphins as a free agent after two off-seasons and two playing with the Detroit Lions. Tried out with Lions having no football experience



since he was a soccer player in his native Cyprus and later England. In 1966 he kicked six field goals (an NFL record) against Norm Van Brocklin's Vikings, and when the Dutchman was asked how to stop him, he replied: "Tighten the immigration laws." Best known for his 37-yard field goal which won the longest game against Kansas City at 22:40 of overtime.

**PERSONAL:** Garo received high school diploma from Frankton High School in Frankton, Ind., in 1973. He can speak four languages and is proud of having gained his U.S. citizenship. He is a member of the National Guard. He manufactures ties and has recently opened a hamburger restaurant in Hallandale, Fla. He and his wife and son, Garo, Jr., live in Miami.

**PRO-STATISTICS:**

	PAT	FG (L)	Pts.
<b>Scoring</b>			
1966 (Detroit)	11-11	13-22 (44)	50
1967 (Detroit)	22-23	2-6 (33)	28
1968-1969		(NONE)	
1970 (Miami)	31-31	22-29 (47)	97
1971 (Miami)	33-33	28-40 (48)	117
1972 (Miami)	43-45	24-37 (54)	115
1973 (Miami)	38-38	25-37 (53)	113
1974 (Miami)	43-43	8-15 (43)	67
<b>TOTALS</b>	<b>221-224</b>	<b>122-186 (54)</b>	<b>587</b>

(Continued)

Field Goals	1-19	20-29	30-39	40-49	50-over
1970	4-4	2-3	5-6	11-15	0-1
1971	7-7	8-8	6-11	7-12	0-2
1972	7-7	3-3	7-8	4-11	3-8
1973	5-5	8-10	6-9	5-9	1-4
1974	0-1	4-5	3-4	1-3	0-2
<b>TOTALS</b>	<b>23-24</b>	<b>25-29</b>	<b>27-38</b>	<b>28-50</b>	<b>4-17</b>

Scoring	POST-SEASON			Pts.
	PAT	FG (L)		
1970	2-2	0-2		2
1971	6-6	3-5 (37)		15
1972	7-7	2-5 (46)		13
1973	10-10	5-5 (50)		25
1974	1-2	2-2 (46)		7
<b>TOTALS</b>	<b>26-27</b>	<b>12-19 (50)</b>		<b>47</b>

## SOUND OF THE DOLPHINS WIOD



Miami radio station WIOD (610 AM), the "Sound of the Dolphins" since the franchise started, is the originating station for a state-wide network which broadcasts all Dolphin games, including all pre and post season games. Rick Weaver, the "Voice of the Dolphins," handles play-by-play; Henry Barrow supplies color commentary. The tentative network stations include:

Bradenton/Sarasota	WTRL
Cocoa	WRFM
Daytona Beach	WROD
Ft. Myers	WINK
Ft. Pierce	WARN
Gainesville	WRUF
Miami/Hollywood/ Ft. Lauderdale	WIOD
Naples	WNOG
Orlando	WKIS
Tallahassee	WTNT
Tampa/St. Petersburg	WWBA
West Palm Beach	WPOM



## MIAMI DOLPHINS DRAFT

Bobby Beathard, Director of Player Personnel for the Miami Dolphins, doesn't hide his feelings concerning the team's player draft.

"I think this year's draft compares to last year's draft," says Beathard, who has been in the player-rating business for ten years with Kansas City, Atlanta and the Dolphins. "I think we got as many good players as we got last year, and last year's draft was outstanding."

The 1974 draft produced such standouts as wide receivers Nat Moore and Mel Baker, running back Benny Malone, offensive lineman Tom Wickert, defensive linemen Randy Crowder and Don Reese, and defensive back Jeris White.

"I agree with Coach (Don) Shula that the biggest asset of the players we drafted is speed," continues Beathard. "Last year, injuries forced us to use rookies immediately and we learned quickly that we had a good draft. Sometimes you must wait for a few years to learn whether you have a good draft or not. And this might be the case for the 1975 draft. But I think we had a real fine draft."

The Dolphins selected a total of 22 players including seven in the first five rounds. Darryl Carlton, a 6-6, 260 pound offensive tackle from the University of Tampa was the Dolphins' pick in the first round.

In the second round the Dolphins used their two picks for running back-wide receiver Freddie Solomon, a teammate of Carlton's at Tampa, and running back Stan Winfrey of Arkansas State.

Included in the Dolphins' selections were five linemen — four on offense and one on defense, a tight end, a kicking specialist, a quarterback, three linebackers, three defensive backs, two wide receivers, and six running backs including two who can play as wide receivers.

## DRAFT CHOICES

### CARLTON, DARRYL

Ht.: 6-6  
Born: June 24, 1953

Wt.: 260

### Offensive Tackle

Tampa  
First Year (D1, 1975)

"Darryl is the type of player with great ability and great desire," says Bobby Beathard, the Dolphins' Director of Player Personnel. "He has the physical tools and under the guidance of Monte Clark (Offensive Coach), Darryl should develop rapidly. He's going to be a great player for a long time. We rated Darryl the number one offensive tackle in the country and one of the top four or five players in the country. We knew he would go on the first round. We consider ourselves fortunate that he was still available on the first round." Carlton started his career as a defensive tackle at Tampa. His hometown is Fort Meade, Florida.

### COPELAND, DWAIN Wide Receiver/Running Back

Ht.: 5-11  
Born: January 11, 1952

Wt.: 170

Middle Tennessee State  
First Year (D17, 1975)

"Copeland can be both a running back or a wide receiver," says Beathard. "We can expect him to put on weight



and play at 190. He's light now because he's a sprinter on the track team. He also returns kickoffs and has special team potential." Copeland can run the 100 in 9.4. His hometown is Bradenton, Florida.

**CRAWFORD, BARNEY** **Defensive Tackle**  
Ht.: 6-4 Wt.: 246 Harding College (Arkansas)  
Born: February 17, 1953 First Year (D8, 1975)

Crawford came to Harding College as a slender 200-pounder and as written in the school's media guide "has grown up." The 246-pounder was a standout defensive tackle for Harding. He has quick lateral movement along with agility and strength. His hometown is Clarkridge, Arkansas.

**DANELO, JOE** **Placekicker**  
Ht.: 5-9 Wt.: 166 Washington State  
Born: September 2, 1953 First Year (D10C, 1975)

Danelo holds the Washington State school record for field goals in one season (12 in 1973) career (31). He also holds the school record for distance with a 55-yard field goal. He kicked successfully 68 of 71 extra point attempts. His coach, Joe Sweeney, compares him favorably with another famous kicker, Jan Stenerud, whom he coached at Montana State. Danelo's hometown is Spokane, Washington.

**DILWORTH, JOHN** **Cornerback**  
Ht.: 6-0 Wt.: 170 Northwestern State  
Born: January 23, 1953 University (Louisiana)  
First Year (D11, 1975)

"John Dilworth has superior speed," Beathard says, "Runs the 40 in 4.5. He intercepted six passes in 1974." Dilworth's hometown is Pine Bluff, Arkansas.

**ELIA, BRUCE** **Middle Linebacker**  
Ht.: 6-1 Wt.: 222 Ohio State  
Born: January 10, 1953 First Year (D4, 1975)

"He's a versatile football player," says Beathard. "As a junior, he played fullback and scored 14 touchdowns on a team which didn't lose a game. Last spring before his senior year, he was switched back to linebacker where he had played as a freshman and a sophomore. It was our opinion at last year's spring practice that he was on a par with Randy Gradishar, Ohio State's great linebacker the previous year." Elia's hometown is Cliffside Park, New Jersey.

**GRAHAM, JACK** **Quarterback**  
Ht.: 6-4 Wt.: 198 Colorado State  
Born: June 17, 1952 First Year (D14B, 1975)

In two years of varsity competition, Graham completed 78 of 173 passes for 1054 yards and four touchdowns.

"Jack had trouble with one of his eyes which caused a problem," says Beathard. "But doctors feel this can be cor-

rected with a contact lense." Graham is also a solid golf player. His hometown is Palo Alto, California.

**HILL, BARRY** **Free Safety**  
Ht.: 6-3 Wt.: 185 Iowa State  
Born: January 26, 1953 First Year (D5B, 1975)

Hill established two Big Eight records while playing at Iowa State, passes intercepted in one season (9) and career passes intercepted (21). The coaching staff plans to use him as a free safety. He was an All-State basketball player in high school. Hill's hometown is Delray Beach, Florida.

**HILL, GERALD** **Linebacker**  
Ht.: 6-0 Wt.: 223 Houston  
Born: October 9, 1952 First Year (D3, 1975)

"He has great lateral movement," says Beathard, "and excellent instinct for the ball. Fine on pass coverage. An excellent open field tackler. Terrific upper body strength." Hill played defensive tackle at Houston and was switched to middle linebacker before his senior year. Injuries hampered him a good part of the 1974 campaign. Hill's hometown is Corpus Christi, Texas.

**ISABELL, LEONARD** **Wide Receiver**  
Ht.: 6-3 Wt.: 184 Tulsa  
Born: August 1, 1953 First Year (D13, 1975)

"The Tulsa coaches feel Isabell has the ability to be a top-flight receiver," says Beathard. "He had an excellent junior year (29 receptions, 410 yards, 5 touchdowns)." In his varsity career, Isabell caught a total of 59 passes for 793 yards and 6 touchdowns. His hometown is Tyler, Texas.

**JACKSON, JOE** **Tight End**  
Ht.: 6-3 Wt.: 215 Penn State  
Born: July 27, 1953 First Year (D10B, 1975)

Penn State Coach Joe Paterno recommended Jackson to the Dolphins. "He played mostly as a linebacker in 1974," says Beathard, "and also was a member of the special teams. We plan to try him as a tight end. A versatile performer. He went to Penn State as a wide receiver." In the Cotton Bowl win over Baylor, Jackson returned an onside kick for a touchdown. Jackson's hometown is Brimfield, Massachusetts.

**JOHNS, SKIP** **Running Back**  
Ht.: 5-11 Wt.: 230 Carson-Newman  
Born: February 21, 1952 First Year (D15, 1975)

Johns' nickname is "Earthquake." In three years at Carson-Newman, Johns rushed for a total of 1541 yards and 14 touchdowns. "He reminds me a lot of Don Nottingham," says Beathard. "He has that desire, which is so important in any athlete." Johns' hometown is Richmond, Virginia.

**KENT, PHILLIP** **Running Back/Wide Receiver**  
 Ht.: 6-0 Wt.: 182 Baylor  
 Born: September 25, 1951 First Year (D7, 1975)

Kent led the Baylor Bears, Southwest Conference Champions, in pass receptions (24) and was second in yards gained on receptions (406). He also returned 15 kickoffs for 358 yards and a 23.8 average. He attended Tyler Junior College in Texas before enrolling at Baylor. His hometown is Houston, Texas.

**LEWIS, JAMES** **Cornerback**  
 Ht.: 5-11 Wt.: 167 Tennessee State  
 Born: March 6, 1952 First Year (D14A, 1975)

"Lewis was the best defensive back Tennessee had in 1974," says Beathard. "He has speed, quickness along with tremendous desire." Lewis' hometown is Memphis, Tennessee.

**OWENS, MORRIS** **Wide Receiver**  
 Ht.: 6-1 Wt.: 190 Arizona State  
 Born: February 14, 1953 First Year (D5A, 1975)

"Great potential as a pass receiver," says Beathard. "He has size, speed and the hands for a topflight receiver. He has the ability to go all the way on any play. He averaged approximately 20 yards on every catch he made at Arizona State." In three years, Owens caught 84 passes for 1744 yards and 17 touchdowns. "Coach (Frank) Kush compares him to some of the great ones he has had at Arizona State," says Shula. Owens' hometown is Chowchilla, California.

**RUSSELL, CLYDE** **Running Back**  
 Ht.: 5-9 Wt.: 193 Oklahoma  
 Born: April 5, 1952 First Year (D10A, 1975)

Before enrolling at Oklahoma, Russell attended Garden City Junior College in Kansas where he was the nation's leading rusher. Russell runs the 40 in 4.5. "He was one of the most-recruited junior college players in the country," says Beathard. As a senior, Russell rushed for 480 yards and a 9.0 average. He scored three touchdowns. "He's a game breaker like Gregg Pruitt," says Beathard. Russell's hometown is Fort Worth, Texas.

**SMITH, VERNON** **Center**  
 Ht.: 6-3 Wt.: 246 Georgia  
 Born: June 2, 1953 First Year (D16, 1975)

"He has size, speed and is good on the long snap on punts," says Beathard about Vernon Smith. "Quite rugged. Played consistently for Georgia during his varsity career." His hometown is North Augusta, South Carolina.

**SOLOMON, FREDDIE** **Running Back**  
 Ht.: 5-11 Wt.: 181 Tampa

Born: January 11, 1953 First Year (D2A, 1975)

"One of the most exciting players to come out of college in the last five years," says Bobby Beathard. "We were very surprised that he was available. We were positive that he would go on the first round." In his varsity career, Solomon, a quarterback at Tampa, ran 557 times for 3299 yards and scored 39 touchdowns. He averaged 5.9 yards per rush. He threw 436 passes, completing 188 for 2504 yards and 11 touchdowns. Twenty were intercepted. He rushed for 100 yards or more in 17 games. He returned 19 kickoffs for 494. But after his sophomore year, he didn't return kickoffs. Solomon is from Sumter, South Carolina.

**TOWLE, STEVE** **Linebacker**  
 Ht.: 6-2 Wt.: 233 Kansas  
 Born: October 23, 1953 First Year (D6, 1975)

The coaching staff plans to try Towle at outside linebacker and middlebacker. "He has good lateral movement," says Beathard. "And a solid nose for the ball." Towle was a starter at Kansas his junior and senior years. His hometown is Overland Park, Kansas.

**WILSON, JIM** **Guard**  
 Ht.: 6-2 Wt.: 252 Clark College (Atlanta)  
 Born: April 4, 1952 First Year (D9, 1975)

Wilson's nickname is "Blood." He played four years at Clark, both as an offensive guard and offensive tackle. He was twice named to the All-America team picked by the Pittsburgh Courier. Monte Clark went to Atlanta to see Wilson work out and was impressed. Wilson's hometown is Moultrie, Georgia.

**WINFREY, STAN** **Running Back**  
 Ht.: 5-11 Wt.: 223 Arkansas State  
 Born: February 20, 1953 First Year (D2B, 1975)

"There were two big running backs we had solid convictions about," says Beathard. "And Stan Winfrey was one of them. He's the combination type, power and breakaway speed. Outstanding blocker. He's not weak in any category of the game." Winfrey rushed for 1610 yards on 350 carries and scored 12 touchdowns during his varsity career. He missed most of his junior season with a shoulder injury. He carried the ball only 32 times as a junior. Winfrey is from Forrest City, Arkansas.

**YANCEY, JOE** **Offensive Tackle**  
 Ht.: 6-6 Wt.: 245 Henderson State (Arkansas)  
 Born: January 30, 1952 First Year (D12, 1975)

Yancey runs the 40 in 4.85. "He played tight end in college," says Beathard, "but we plan to try him at offensive tackle. We think he has good potential." Yancey's hometown is Sheridan, Arkansas.

# MIAMI DOLPHINS DEPTH CHART

(As of June 15, 1975)

## OFFENSE

<b>Wide Receiver</b> Howard Twilley Melvin Baker <b>Freddie Solomon</b> Len Isabell	<b>Left Tackle</b> Wayne Moore Doug Crusan <b>Darryl Carlton</b>	<b>Left Guard</b> Bob Kuechenberg Tom Wickert <b>James Wilson</b>	<b>Center</b> Jim Langer Irv Goode <b>Vernon Smith</b>	<b>Right Tackle</b> Norm Evans Tom Funchess <b>Joe Yanney</b>	<b>Tight End</b> Jim Mandich Marv Fleming Jim McFarland Andre Tillman <b>Joe Jackson</b> Larry Shorty	<b>Wide Receiver</b> Nat Moore <b>Morris Owen</b>
			<b>Quarterback</b> Bob Griese Earl Morrall Don Strock <b>Jack Graham</b>			
			<b>Running Back</b> Mercury Morris Benny Malone Clyde Russell <b>Phillip Kent</b> Nate Holmes Alan Pittman Frank Johnson	<b>Running Back</b> Don Nottingham Donny Anderson <b>Stan Winfrey</b> Skip Johns <b>Norman Jacobs</b>		
			<b>Punter</b> Larry Seiple <b>Mike Shawen</b>	<b>Placekicker</b> Garo Yepremian <b>Joe Danelo</b> Roger Martinez-Herrera		
			<b>Holder</b> Earl Morrall			

## DEFENSE

<b>Left End</b> Vern Den Herder <b>Barney Crawford</b>	<b>Left Tackle</b> Manny Fernandez Randy Crowder <b>Herb Harris</b>	<b>Right Tackle</b> Bob Heinz Maully Moore <b>Fedro Dillon</b>	<b>Right End</b> Bill Stanfill Don Reese
<b>Left Linebacker</b> Doug Swift Bob Matheson <b>Bruce Elia</b> <b>Rick Liddell</b> <b>Cleveland Vann</b>	<b>Middle Linebacker</b> Nick Buoniconti Bruce Bannon <b>Gerald Hill</b>	<b>Right Linebacker</b> Mike Kolen Larry Ball <b>Steve Towle</b> <b>Ernest Rhone</b>	
<b>Left Cornerback</b> Tim Foley Jeris White <b>John Dilworth</b> <b>Dwaine Copeland</b>	<b>Free Safety</b> Jake Scott <b>Barry Hill</b> <b>Raymond Green</b>	<b>Strong Safety</b> Dick Anderson Charlie Bobb <b>David Turner</b>	<b>Right Cornerback</b> Curtis Johnson Lloyd Mumphard <b>James Lewis</b> Jodie Carter

(Rookies in bold face)

NUMERICAL ROSTER

No.	Name	Position
1	Yepremian, Garo	K
10	Strock, Don	QB
12	Griese, Bob	QB
13	Scott, Jake	S
15	Morrall, Earl	QB
20	Seiple, Larry	P-TE
22	Morris, Mercury	RB
25	Foley, Tim	CB
26	Mumphord, Lloyd	CB
32	Malone, Benny	RB
36	Nottingham, Don	RB
40	Anderson, Dick	S
41	White, Jeris	DB
44	Anderson, Donny	RB-P
45	Johnson, Curtis	CB
49	Babb, Charles	S
51	Ball, Larry	LB
53	Matheson, Bob	LB
55	Goode, Irv	C-G
57	Kolen, Mike	LB
58	Bannon, Bruce	LB
59	Swift, Doug	LB
60	Wickert, Tom	T
62	Langer, Jim	C
64	Newman, Ed	G
65	Moore, Maully	DT
66	Little, Larry	G
67	Kuechenberg, Bob	CB
70	Funchess, Tom	T
72	Heinz, Bob	DT-DE
73	Evans, Norm	T
74	Crowder, Randy	DT
75	Fernandez, Manny	DT
76	Reese, Don	DE-DT
77	Crusan, Doug	T
79	Moore, Wayne	T
80	Fleming, Marv	TE
81	Twilley, Howard	WR
82	Baker, Melvin	WR
83	Den Herder, Vern	DE
84	Stanfill, Bill	DE
85	Buoniconi, Nick	LB
86	McFarland, Jim	TE
87	Tillman, Andre	TE
88	Mandich, Jim	TE
89	Moore, Nat	WR

MIAMI DOLPHINS 1975 VETERAN ROSTER

No.	Name	Pos.	Ht.	Wt.	Age*	Exp.	College
40	Anderson, Dick	S	6-2	196	29	8	Colorado
44	Anderson, Donny (3)	RB-P	6-2	215	32	10	Texas Tech
49	Babb, Charlie	S	6-0	190	25	4	Memphis State
82	Baker, Melvin	WR	5-11	192	25	2	Texas Southern
51	Ball, Larry	LB	6-6	235	25	4	Louisville
58	Bannon, Bruce	LB	6-3	225	24	3	Penn State
85	Buoniconi, Nick	LB	5-11	220	34	14	Notre Dame
74	Crowder, Randy	DT	6-2	236	22	2	Penn State
77	Crusan, Doug (1)	T	6-4	250	29	7	Indiana
83	Den Herder, Vern	DE	6-6	252	26	5	Central Iowa
73	Evans, Norm	T	6-5	250	32	11	Texas Christian
75	Fernandez, Manny	DT	6-2	250	29	8	Utah
80	Fleming, Marv	TE	6-4	230	33	13	Utah
25	Foley, Tim	CB	6-0	194	27	6	Purdue
70	Funchess, Tom	T	6-5	270	30	8	Jackson State
55	Goode, Irv	C-G	6-5	262	34	13	Kentucky
12	Griese, Bob	QB	6-1	190	30	9	Purdue
72	Heinz, Bob	DT	6-6	265	28	7	Pacific
45	Johnson, Curtis	CB	6-1	196	27	6	Toledo
57	Kolen, Mike	LB	6-2	222	27	6	Auburn
67	Kuechenberg, Bob	T-G	6-2	252	27	6	Notre Dame
62	Langer, Jim	C	6-2	253	27	6	So. Dakota State
66	Little, Larry	G	6-1	265	29	9	Bethune-Cookman
32	Malone, Benny	RB	5-10	193	23	2	Arizona State
88	Mandich, Jim	TE	6-2	224	27	6	Michigan
53	Matheson, Bob	LB	6-4	235	30	9	Duke
86	McFarland, Jim (3)	TE	6-5	225	27	6	Nebraska
65	Moore, Maully	DT	6-5	265	29	4	Bethune-Cookman
89	Moore, Nat	WR	5-9½	180	23	2	Florida
79	Moore, Wayne	T	6-6	265	30	6	Lamar Tech
15	Morrall, Earl	QB	6-2	210	41	20	Michigan State
22	Morris, Mercury	RB	6-1	192	28	7	W. Texas State
26	Mumphord, Lloyd	CB	5-10	176	28	7	Texas Southern
64	Newman, Ed	G	6-2	245	24	3	Duke
36	Nottingham, Don	RB	5-10	210	26	5	Kent State
76	Reese, Don	DE-DT	6-6	255	23	2	Jackson State
13	Scott, Jake	S	6-0	188	30	6	Georgia
20	Seiple, Larry	P-TE	6-0	214	30	9	Kentucky
84	Stanfill, Bill	DE	6-5	252	28	7	Georgia
10	Strock, Don	QB	6-5	216	24	2	Virginia Tech
59	Swift, Doug	LB	6-3	226	26	6	Amherst
87	Tillman, Andre (2)	TE	6-4	230	22	1	Texas Tech
81	Twilley, Howard	WR	5-10	185	31	10	Tulsa
41	White, Jeris	DB	5-11	180	22	2	Hawaii University
60	Wickert, Tom	T	6-4	246	23	2	Washington State
1	Yepremian, Garo	K	5-8	175	31	9	None

\*Ages as of September 1, 1975

(1) Missed 13 games in 1974 season because of injury.

(2) Placed on Injured Reserve List in 1974.

(3) Played with St. Louis Cardinals in 1974.

## 1975 ROOKIE AND FREE AGENT ROSTER

(As of June 15, 1975 — Ages as of September 1, 1975)

No.	Name	Pos.	Ht.	Wt.	Age	Hometown	College	How Acquired
71	CARLTON, DARRYL	OT	6-6	260	22	Ft. Meade, Fla.	Tampa	D-1
43	CARTER, JODIE	DB	5-11	180	23	N. Little Rock, Ark.	Henderson State (Ark.)	FA
46	COPELAND, DWAIN	RB/WR/DB	5-11	170	23	Bradenton, Fla.	Middle Tenn. State	D-17
60	CRAWFORD, BARNEY	DT	6-4	246	22	Clarksdale, Ark.	Hardin College (Ark.)	D-8
5	DANELO, JOE	KS	5-9	166	21	Spokane, Wash.	Wash. State	D-10C
64	DILLON, FEDRO	DE/DT	6-3	240	23	New Orleans, La.	Kansas	FA
47	DILWORTH, JOHN	DB	6-0	170	22	Pine Bluff, Ark.	Northwestern St. Univ. (La.)	D-11
52	ELIA, BRUCE	MLB	6-1	222	22	Cliffside Park, N.J.	Ohio State	D-4
11	GRAHAM, JACK	QB	6-4	198	23	Palo Alto, Calif.	Colorado State	D-14B
17	GREEN, RAYMOND	DS	6-4	205	23	Silverhill, Md.	Grambling	FA
91	HARRIS, HERBERT	DT	6-3	285	24	Columbus, Ohio	None	FA
14	HILL, BARRY	DS	6-3	185	22	Delray Beach, Fla.	Iowa State	D-5B
50	HILL, GERALD	LB	6-0	222	24	Corpus Christi, Tex.	Houston	D-3
27	HOLMES, NATE	RB	5-10	190	23	Decatur, Ala.	Tenn. (Martin)	FA
24	ISABELL, LEONARD	WR	6-3	184	22	Tyler, Tex.	Tulsa	D-13
90	JACKSON, JOE	TE	6-3	214	22	Brimfield, Mass.	Penn State	D-10B
31	JACOBS, NORMAN	RB	6-4	205	23	Cincinnati, Ohio	Cincinnati	FA
37	JOHNS, SKIP	RB	5-11	230	23	Richmond, Va.	Carson-Newman	D-15
34	JOHNSON, FRANK	RB	5-10	200	23	Miami, Fla.	Mankato State	FA
30	KENT, PHILLIP	RB/WR	6-0	182	23	Houston, Tex.	Baylor	D-7
48	LEWIS, JAMES	DC	5-11	167	23	Memphis, Tenn.	Tenn. State	D-14A
54	LIDDELL, RICK	LB	6-2	227	22	Jacksonville, Fla.	Miami (Fla.)	FA
19	MARTINEZ-HERRERA, ROGER	K	5-10	187	34	North Palm Beach, Fla.	Buenos Aires U.	FA
68	OWENS, EARL	G	6-2	260	22	Altadena, Calif.	Washington St.	FA
23	OWENS, MORRIS	WR	6-0	190	22	Chowchilla, Calif.	Arizona State	D-5A
28	PITTMAN, ALAN	RB	5-11	185	23	Clearwater, Fla.	Tampa	FA
69	RHONE, ERNEST	LB	6-2	212	21	Ogden, Ark.	Henderson State (Ark.)	FA
35	RUSSELL, CLYDE	RB	5-9	193	23	Ft. Worth, Tex.	Oklahoma	D-10A
18	SHAWEN, MIKE	P-K	6-1	210	23	Waterloo, Ont., Can.	Middle Tenn. State	FA
29	SHORTY, LARRY	LB-TE	6-4	210	24	Eloy, Ariz.	Arizona State	FA
63	SMITH, VERNON	C	6-3	246	22	North Augusta, S.C.	Georgia	D-16
7	SOLOMON, FREDDIE	RB/WR	5-11	181	22	Sumter, S.C.	Tampa	D-2A
56	TOWLE, STEVE	LB	6-2	233	21	Overland Park, Kan.	Kansas	D-6
16	TURNER, DAVID F.	DB	6-2	206	23	Canton, Ohio	Bowling Green	FA
55	VANN, CLEVELAND	LB	6-2	225	23	Stillwater, Okla.	Oklahoma State	D-5 (74)
61	WILSON, JAMES	G	6-2	252	23	Moultrie, Ga.	Clark College (Atlanta)	D-9
33	WINFREY, STAN	RB	5-11	223	22	Forrest City, Ark.	Arkansas State	D-2B
78	YANCEY, JOE	OT	6-6	245	23	Sheridan, Ark.	Henderson State (Arkansas)	D-12

## DOLPHIN DRAFTS

1966 EXPANSION: (from N. Eng.) Eddie Wilson, qb; Billy Neighbors, g; Ross O'Hanley, db; Jack Rudolph, lb; (from Buffalo) Billy Joe, fb; Bo Roberson, e; Jim Davidson, t; Howard Simpson, dt; (from Denver) John McGeever, db; Ed Cooke, de; Tom Erlandson, lb; Tom Nomina, dt; (from Houston) Norm Evans, t; Tom Goode, c; Jack Spikes, fb; Maxie Williams, t; (from Kansas City) Al Dotson, dt; Mel Branch, de; Frank Jackson wr; (from New York Jets) Wahoo McDaniel, lb; Willie West, db; Mike Hudock, c; Laverne Torczon, de; (from Oakland) Rich Zecher, dt; Dick Wood, qb; Ken Rice, g; Gene Mingo, k; (from San Diego) Dave Kocourek, e; Ernie Park, ot; Jim Warren, db; Dick Westmoreland, db.

1966: 1 Jim Grabowski, fb, Illinois; 1 (bonus) Rick Norton, qb, Kentucky; 2 Frank Emanuel, lb, Tennessee; 3 Larry Gagner, g, Florida; 4 Dick Leftridge, fb, West Virginia; 5 Grady Bolton, dt, Mississippi State; 6 Ed Weisacosky, lb, Miami, Fla.; 7 Don Hansen, lb, Illinois; 8 Bob Petrella, db, Tennessee; 9 Bill Matan, de, Kansas State; 10 Pat Killorin, c, Syracuse; 11 Sam Price, fb, Illinois; 12 Howard Twilley, se, Tulsa; 13 Ken Kramer, e, Minnesota; 14 Phil Scoggin, p, Texas A&M; Jerry Oliver, t, Southwest Texas; 16 Don Lorenz, de, Stephen Austin; 17 Mike Bender, g, Arkansas; 18 Rick Kestner, e, Kentucky; 19 Doug Moreau, te, LSU; 20 John Tooker, db, Adams State.

1966 REDSHIRT: 1 John Roderick, fl, SMU; 2 Harold Fulford, e, Auburn; 3 Jack Clancy, e, Michigan; 4 Jim Mankins, fb, Florida State; 5 Fritz Greenlee, e, Arizona; 6 Bill Darnell, db, North Carolina; 7 Don Williams, de, Wofford; 8 John Brittenum, db, Arkansas; 9 Craig Baynham, fl, Georgia Tech; 10 Randy Winkler, t, Tarleton State; 11 Kai Anderson, c, Illinois.

1967: 1 Bob Griese, qb, Purdue; 2 Jim Riley, t, Oklahoma; 3 (to Denver); 4 Bob Greenlee, de Yale; 5a (to Denver); 5 b (from Buffalo) Garry Tucker, hb, Chattanooga; 6 Bud Norris, te, Washington State; 7 Larry Seiple, hb, Kentucky; 8 (to Oakland); 9 John Richardson, dt, UCLA; 10 Tom Beier, s, Miami, Fla.; 11 Jack

Pyburn, t, Texas A&M; 12a Stan Juk, lb, South Carolina; 12b (from Denver) Jim Whitaker, db, Missouri; 13 (to Buffalo); 14 Charles Calhoun, fb, Central (Ohio) State; 17 Larry Kissam, t, Florida State.

1968: 1a Larry Csonka, fb, Syracuse; 1b (from Cincinnati) Doug Crusan, t, Indiana; 2a Jim Keyes, lb, Mississippi; 2b (from Cincinnati) Jim Cox, te, Miami, Fla.; 3a Jim Urbanek, dt, Mississippi; 3b (from San Diego) Dick Anderson db, Colorado; 4 (to Denver); 5 Jim Kiick, hb, Wyoming; 6a (from Denver) Kim Hammond, qb, FSU; 6b Jimmy Hines, fl, Texas Southern; 7 John Boynton, t, Tennessee; 8a (to New York); 8b (from Oakland) Randall Edmunds, lb, Georgia Tech; 9a Sam McDowell, t, Southwest Missouri; 9b (from Houston) Tom Paciorek, db, Houston; 10 Joe Mirto, t, Miami, Fla.; 11 Cornelius Cooper, de, Prairie View; 12 Paul Paxton, t, Akron; 13 Bob Joswick, dt, Tulsa; 14 Ray Blunk, te, Xavier; 15 Ken Corbin, lb, Miami, Fla.; 16 Henry Still, dt, Bethune Cookman; 17 Bill Nemeth, c, Arizona.

1969: 1 Bill Stanfill, de, Georgia; 2 Bob Heinz, dt, Pacific (Calif.); 3 Mercury Morris, hb, West Texas State; 4 Norman McBride, lb, Utah; 5a Willie Pearson, db, North Carolina A&T; 5b (from Oakland) Karl Kremser, k, Tennessee; 6 Ed Tuck, g, Notre Dame; 7a John Egan, c, Boston College; 7b (from San Diego) John Kulka, g, Penn State; 8 Bruce Weinstein, te, Yale; 9 Jesse Powell, lb, West Texas State; 10 Jim Mertens, te, Fairmont State; 11 Mike Berdis, dt, North Dakota State; 12 Dale McCullers, lb, Florida State; 13 Amos Ayers, db, Arkansas AM&N; 14 Glynn Thompson, dt, Troy State; 15 Chick McGeehan, fl, Tennessee; 16 Lloyd Mumphord, db, Texas Southern; 17 Tom Krallman, de, Xavier.

1970: 1 (to Cleveland); 2 Jim Mandich, te, Michigan; 3 Tim Foley, db, Purdue; 4 Curtis Johnson, db, Toledo; 5 (to N. England); 6 Dave Campbell, de, Auburn; 7 Jake Scott, db, Georgia; 8 Narvel Chavers, rb, Jackson State; 9 Hubert Ginn, rb, Florida A&M; 10 Dick Nittinger, g, Tampa; 11 Brownie Wheless, dt, Rice; 12 Mike Kolen, lb, Auburn; 13 Dave Budington, rb, Springfield, Mass.; 14 Gary Brackett, g, Holy Cross; 15 Pat Hauser, wr, East Tennessee; 16 Charles Williams, g, Tennessee State; 17 George Myles, dt, Morris Brown.

**1971:** 1 (to Baltimore); 2 Otto Stowe, wr, Iowa State; 3 Dale Farley, de, West Virginia; 4 Joe Theismann, qb, Notre Dame; 5 (to Pittsburgh Steelers); 6 Dennis Coleman, mlb, Mississippi; 7 Ron Dickerson, db, Kansas State; 8 (to Pittsburgh Steelers); 9 Vern Den Herder, de, Central Iowa; 10 Ron Maree, dt, Purdue; 11 Vic Surma, ot, Penn State; 12 Leroy Byars, rb, Alcorn A&M; 13 Lonnie Hepburn, db, Texas Southern; 14 David Vaughn, te, Memphis State; 15 Bob Richards, og, California; 16 Chris Myers, wr, Kenyon; 17 Curt Mark, lb, Mayville State.

**1972:** 1 Michael Kadish, dt, Notre Dame; 2 (to Cleveland); 3 Gary Kosins, rb, Dayton; 4 (from San Diego) Larry Ball, de, Louisville; Al Benton, t, Ohio University; 5 Charles Babb, db, Memphis State; 6 Ray Nettles, lb, Tennessee; 7 (from Denver) Bill Adams, g, Holy Cross; Calvin Harrell, fb, Arkansas State; 8 Craig Curry, qb, Minnesota; 9 Greg Johnson, db, Wisconsin; 10 (to Houston); 11 Ed Jenkins, wr, Holy Cross; 12 Ashley Bell, te, Purdue; 13 Archy Robinson, db, Hillsdale; 14 Willie Jones, lb, Tampa; 15 Bill Davis, dt, William and Mary; 16 Al Hannah, wr, Wisconsin; 17 Vern Brown, db, West Michigan.

**1973:** 1 (to Buffalo); 2 Chuck Bradley, c, Oregon; 3 Leon Gray, t, Jackson State; 4 Bo Rather, wr, Michigan; 5 (from Buffalo) Don Strock, qb, Virginia Tech; Dave McCurry, db, Iowa State; 6 Ed Newman, g, Duke; 7 (from New England) Kevin Reilly, lb, Villanova; (from San Diego thru New England), Ben Shephard, rb, Arkansas Tech; (from Cleveland) Willie Hatter, wr, Northern Illinois; Tom Smith, rb, Miami, Fla.; 8 Archie Pearmon, de, N.E. Oklahoma; 9. Karl Lorch, de, Southern Calif.; 10 Ron Fernandez, de, Eastern Michigan; 11 Chris Kete, c-g, Boston College; 12 Mike Mullen, lb, Tulane; 13 Joe Booker, rb, Miami, Ohio; 14 Greg Boyd, rb, Arizona; 15 Bill Palmer, te, St. Thomas, Minn.; 16 James Jackson, de, Norfolk State; 17 Charley Wade, wr, Tennessee State.

**1974:** 1 Donald Reese, de, Jackson State; 2a (from Green Bay) Andre Tillman, te, Texas Tech; 2b (from Dallas) Benny Malone, rb, Arizona State; 2c Jeris White, cb, Hawaii; 3 Nat Moore, wr-ret., Florida; 4 Bill Stevenson, dt, Drake; 5 Cleveland Vann, mlb, Oklahoma State; 6a (from Baltimore) Randy Crowder, de, Penn State; 6b Bob Wolfe, t, Nebraska; 7a (from New Orleans) Carl Swierc, wr, Rice; 7b Joe

Sullivan, g-t, Boston College; 8 Mel Baker, wr, Texas Southern; 9a (from Chicago) Tom Wickert, t, Washington State; 9b Bob Lally, lb, Cornell; 10 Gary Valbuena, qb, Tennessee; 11 Gerry Roberts, de UCLA; 12 Jim Revels, s, Florida; 13 Clayton Heath, rb, Wake Forest; 14 Sam Johnson, lb, Arizona State; 15 Larry Cates, cb-ret., Western Michigan; 16 Jesse Wolf, dt, Prairie View; 17 Ken Dickerson, db, Tuskegee.

**1975:** 1 Darryl Carlton, ot, Tampa; 2a (from Green Bay) Freddie Solomon, rb, Tampa; 2b Stan Winfrey, rb, Arkansas State; 3 Gerald Hill, lb, Houston; 4 Bruce Elia, mlb, Ohio State; 5a (from N.Y. Giants) Morris Owens, wr, Arizona State; 5b Barry Hill, db, Iowa State; 6a (from N.Y. Jets) Steve Towle, lb, Kansas U.; 6b (to N.Y. Jets); 7 Phillip Kent, rb/wr, Baylor; 8 Barney Crawford, dt, Harding Col. (Ark.); 9 James Wilson, g, Clark Col. (Atlanta); 10a (from Chicago) Clyde Russell, rb, Oklahoma; 10b (from Washington) Joe Jackson, te, Penn State; 10c Joe Danelo, ks, Washington State; 11 John Dilworth, cb, Northwestern State U. (La.); 12 Joe Yancy, ot, Henderson State (Ark.); 13 Leonard Isabel, wr, Tulsa; 14a (from N.Y. Giants) James Lewis, cb, Tenn. State; 14b Jack Graham, qb, Colo. State; 15 Skip Johns, fb, Carson Newman; 16 Vernon Smith, C, Georgia; 17 Dwaine Copeland, rb/wr, Middle Tennessee State.

# DOLPHINS' ALL-TIME ROSTER

## PLAYERS

Player, Pos.	College	Years
ANDERSON, Dick, S	Colorado	1968-74
AUER, Joe, RB	Georgia Tech	1966-67
BABB, Charlie, DB	Memphis State	1972-74
BAKER, Melvin, WR	Texas Southern	1974
BALL, Larry, LB	Louisville	1972-74
BANNON, Bruce, LB	Penn State	1973-74
BARBER, Rudy, LB	Bethune-Cookman	1968
BEIER, Tom, S.	Miami, Fla.	1967, 69
BERGER, Ron, DE	Wayne State	1973
BOUTWELL, Tom, QB	Southern Mississippi	1969
BOYNTON, John, T	Tennessee	1969
BRAMLETT, John, LB	Memphis State	1967-68
BRANCH, Mel, DE	Louisiana State	1966-68
BRISCOE, Mariin, WR	Omaha	1972-74
BROWN, Dean, S	Ft. Valley State	1970
BROWNLEE, Claude, DE	Benedict	1967
BRUGGERS, Bob, LB	Minnesota	1966-68
BUONICONTI, Nick, LB	Notre Dame	1969-74
CANALE, Whit, DE	Tennessee	1966
CARPENTER, Preston, TE	Arkansas	1966
CASARES, Rick, RB	Florida	1966
CHESSER, George, RB	Delta State	1966-67
CLANCY, Jack, WR	Michigan	1967-69
COLE, Terry, RB	Indiana	1971
COOKE, Ed, DE	Maryland	1966-67
CORNISH, Frank, DT	Grambling	1970-71
COX, Jim, TE	Miami (Fla.)	1968
CRONIN, Bill, TE	Boston College	1966
CROWDER, Randy, DT	Penn State	1974
CRUSAN, Doug, T	Indiana	1968-74
CSONKA, Larry, RB	Syracuse	1968-74
CURRENT, Mike, T	Ohio State	1967
DARNALL, Bill, WR	North Carolina	1968-69
DAVIS, Ted, LB	Georgia Tech	1970
DE MARCO, Bob, C	Dayton	1970-71
DEL GAIZO, Jim, QB	Tampa	1972
DEN HERDER, Vern, DE	Central (Iowa)	1971-74
DOTSON, Al, DT	Grambling	1966
DUNAWAY, Jim, DT	Mississippi	1972
EDMUNDS, Randall, LB	Georgia Tech	1968-69
EMANUEL, Frank, LB	Tennessee	1966-69
ERLANDSON, Tom, LB	Washington State	1966-67
EVANS, Norm, T	Texas Christian	1966-74
FAISON, Earl, DE	Indiana	1966
FARLEY, Dale, LB	West Virginia	1971
FERNANDEZ, Manny, DE	Utah	1968-74
FLEMING, Marv, TE	Utah	1970-74
FOLEY, Tim, DB	Purdue	1970-74
FOWLER, Charle, G	Houston	1967-68
FUNCHESS, Tom, T	Jackson State	1974
GILCHRIST, Cookie, RB	None	1966
GINN, Hubert, RB	Florida A&M	1970-74
GOODE, Irv, C-G	Kentucky	1973-74
GOODE, Tom, C	Mississippi State	1966-69
GRADY, Garry, DB	Eastern Michigan	1969
GRIESE, Bob, QB	Purdue	1967-74
HAMMOND, Kim, QB	Florida State	1968
HARPER, Jack, RB	Florida	1967-68
HAYNES, Abner, RB	North Texas State	1967
HEINZ, Bob, DT	Pacific	1969-74
HIGGINS, Jim, G	Xavier	1966
HINES, Jimmy, WR	Texas Southern	1969
HOLMES, Johnny, DE	Florida A&M	1966
HOPKINS, Jerry, LB	Texas A&M	1967-68
HOWELL, Mike, DB	Grambling	1972
HUDOCK, Mike, C	Miami (Fla.)	1966

Player, Pos.	College	Years
HUNTER, Billy, RB	Syracuse	1966
JACKSON, Frank, WR	Southern Methodist	1966-67
JACOBS, Ray, DT	Howard Payne	1967-68
JAQUESS, Pete, DB	Eastern New Mexico	1966-67
JENKINS, Al, T	Tulsa	1972
JENKINS, Ed, RB	Holy Cross	1972
JOE, Billy, RB	Villanova	1966
JOHNSON, Curtis, DB	Toledo	1970-74
JOSWICK, Bob, DE	Tulsa	1968-69
KEATING, Bill, DT	Michigan	1967
KEYES, Jimmy, LB-K	Mississippi	1968-69
KIICK, Jim, RB	Wyoming	1968-74
KINDIG, Howard, G-C	Cal. State-L.A.	1972-73
KOCOUREK, Dave, TE	Wisconsin	1966
KOLEN, Mike, LB	Auburn	1970-74
KREMSER, Karl, K	Tennessee	1969-70
KUECHENBERG, Bob, G	Notre Dame	1970-74
LAMB, Mack, DB	Tennessee A&I	1967-68
LANGER, Jim, G	So. Dakota State	1971-74
LEIGH, Charles, RB	None	1971-73
LITTLE, Larry, G	Bethune-Cookman	1969-74
LOTHRIDGE, Billy, K	Gerogia Tech	1972
LUSTEG, Booth, K	Connecticut	1967
MALONE, Benny, RB	Arizona State	1974
MANDICH, Jim, TE	Michigan	1970-74
MASS, Wayne, T	Clemson	1971
MATHESON, Bob, LB	Duke	1971-74
MATTHEWS, Wes, WR	Northeast Oklahoma	1966
MAUCK, Carl, C	Southern Illinois	1970
McBRIDE, Norm, DE	Utah	1969-70
McCULLERS, Dale, LB	Florida State	1969
McDANIEL, Wahoo, LB	Oklahoma	1966-68
McGEEVER, John, DB	Auburn	1966
MERTENS, Jim, TE	Fairmont State	1969
MILTON, Gene, WR	Florida A&M	1968-69
MINGO, Gene, K	None	1966-67
MIRA, George, QB	Miami (Fla.)	1971
MITCHELL, Stan, RB	Tennessee	1966-70
MOORE, Maulty, DT	Bethune-Cookman	1972-74
MOORE, Nat, WR	Florida	1974
MOORE, Wayne, T	Lamar Tech	1970-74
MOREAU, Doug, TE	Louisiana State	1966-69
MORRALL, Earl, QB	Michigan State	1972-74
MORRIS, Mercury, RB	West Texas State	1969-74
MUMPHORD, Lloyd, CB	Texas Southern	1969-74
NEFF, Bob, DB	Stephen F. Austin	1966-68
NEIGHBORS, Billy, G	Alabama	1966-69
NEWMAN, Ed, G	Duke	1973-74
NOMINA, Tom, DT	Miami (Ohio)	1966-68
NOONAN, Karl, WR	Iowa	1966-71
NORTON, Rick, QB	Kentucky	1966-69
NOTTINGHAM, Don, RB	Kent State	1973-74
PARK, Ernie, G	McMurray(Tex.)	1966
PEARSON, Willie, CB	North Carolina A&T	1969
PETRELLA, Bob, DB	Tennessee	1966-71
POWELL, Jesse, LB	West Texas State	1969-73
PRICE, Sam, RB	Illinois	1966-68
PRYOR, Barry, RB	Boston U.	1969-70
PYBURN, Jack, T	Texas A&M	1967-68
RATHER, Bo, WR	Michigan	1973
REESE, Don, DE/DT	Jackson State	1974
RICE, Ken, G	Auburn	1966-67
RICHARDSON, Jeff, T	Michigan State	1969
RICHARDSON, John, DT	UCLA	1967-71
RICHARDSON, Willie, WR	Jackson State	1970
RILEY, Jim, DE	Oklahoma	1967-71
ROBERSON, Bo, WR	Cornell	1966
ROBERTS, Archie, QB	Columbia	1967
RODERICK, John, WR	Southern Methodist	1966-67
RUDOLPH, Jack, LB	Georgia Tech	1966



Player, Pos.	College	Years
SCOTT, Jake, S	Georgia	1970-74
SEIPLE, Larry, P-TE	Kentucky	1967-74
SELLERS, Ron, WR	Florida State	1973
SMITH, Tom, RB	Miami, Fla.	1973
STANFILL, Bill, DE	Georgia	1969-74
STOFA, John, QB	Buffalo	1966-67, 1969-70
STOWE, Otto, WR	Iowa State	1971-72
STROCK, Don, QB	Virginia Tech	1973
STUCKEY, Henry CB	Missouri	1972-74
SWIFT, Doug, LB	Amherst	1970-74
THORNTON, Jack, LB	Auburn	1966
TORCZON, Laverne, DE	Nebraska	1966
TUCKER, Gary, RB	Chattanooga	1968
TWILLEY, Howard, WR	Tulsa	1966-74
URBANEK, Jim, DT	Mississippi	1968
WADE, Charley, WR	Tennessee State	1973
WARFIELD, Paul, WR	Ohio State	1970-74
WARREN, Jimmy, DB	Illinois	1966-69
WASHINGTON, Dick, DB	Bethune-Cookman	1968
WEISACOSKY, Ed, LB	Miami (Fla.)	1968-70
WEST, Willie, DB	Oregon	1966-68
WESTMORELAND, Dick, RB	North Carolina A&T	1966-69
WHITE, Jeris, CB	Hawaii	1974
WICKERT, Tom, T	Washington State	1974
WILLIAMS, Maxie, G-T	Southeast Louisiana	1966-70
WILSON, George, Jr., QB	Xavier	1966
WOOD, Dick, QB	Auburn	1966
WOODS, Larry, DT	Tennessee State	1973
WOODSON, Freddie, G	Florida A&M	1967-69
YEPREMIAN, Garo, K	None	1970-74
YOUNG, Willie, T	Alcorn A&M	1973
ZECHER, Rich, DT	Utah State	1966-67

### DOLPHINS HEAD COACHES

Coach, School, Years	Record
George Wilson, Northwestern 1966-69	15-39-2
Donald F. Shula, John Carroll University 1970-74	57-12-1

### DOLPHINS ASSISTANT COACHES

Coach, School, Assignment	Years
Bill Arnsperger, Miami (Ohio) Assistant (Head Defensive Coach, Linebackers)	1970-73
Les Bingaman, Illinois Assistant (Defensive Line, Special Assignments)	1966-69
Monte Clark, Southern California Assistant (Offensive Line)	1970-74
Vince Costello, Ohio University Assistant (Defensive)	1974
Ralph Hawkins, Maryland Assistant (Receivers)	1966
Ernie Hefferle, Duquesne Assistant (Offensive Line)	1966-69
John Idzik, Maryland Assistant (Offensive Backfield)	1966-69
Tom Keane, West Virginia Assistant (Defensive Backfield)	1966-74
Bill McPeak, Pittsburgh Assistant (Receivers)	1973-74
Bob Pellegrini, Maryland Assistant (Linebackers)	1966-67
Mike Scarry, Waynesburg College Assistant (Defensive Line)	1970-74
Bob Schnelker, Bowling Green Assistant (Receivers)	1974
Howard Schnellenberger, Kentucky Assistant (Head Offensive Coach, Receivers)	1970-72
Carl Taseff, John Carroll University Assistant (Offensive Backfield)	1970-74
Bobby Walston, Georgia Assistant (Receivers and Placekickers)	1966-67

## SERVICE TO THE DOLPHINS TOTAL DOLPHINS GAMES

	1974	Before	Total
Anderson, Dick	14	84	98
Babb, Charlie	14	28	42
Baker, Melvin	9	0	9
Ball, Larry	14	24	38
Bannon, Bruce	14	14	28
Briscoe, Marlin	4	24	28
Buoniconti, Nick	13	67	80
Crowder, Randy	12	0	12
Crusan, Doug	1	81	82
Csonka, Larry	12	78	90
Den Herder, Vern	14	42	56
Evans, Norm	14	110	124
Fernandez, Manny	12	79	91
Fleming, Marv	14	53	67
Foley, Tim	13	53	66
Funchess, Tom	8	0	8
Ginn, Hubert	9	3	12
Goode, Irv	14	14	28
Griese, Bob	13	81	94
Heinz, Bob	14	63	77
Johnson, Curtis	13	70	83
Kiick, Jim	14	83	97
Kolen, Mike	14	55	69
Kuechenberg, Bob	14	69	83
Langer, Jim	14	48	62
Leigh, Charlie	1	42	43
Little, Larry	14	66	80
Malone, Benny	13	0	13
Mandich, Jim	14	53	67
Matheson, Bob	14	42	56
Moore, Mauly	14	26	40
Moore, Nat	13	0	13
Moore, Wayne	3	37	40
Morrall, Earl	14	28	42
Morris, Eugene	5	65	70
Mumphord, Lloyd	13	63	76
Newman, Ed	14	11	25
Nottingham, Don	14	11	25
Reese, Don	13	0	13
Scott, Jake	14	56	70
Seiple, Larry	14	94	108
Stanfill, Bill	14	67	81
Strock, Don	1	0	1
Stuckey, Henry	14	6	20
Swift, Doug	8	56	64
Twilley, Howard	13	85	98
Warfield, Paul	9	51	60
White, Jeris	14	0	14
Wickert, Tom	13	0	13
Yepremian, Garo	14	55	69
<b>TOTALS</b>	<b>14</b>	<b>112</b>	<b>126</b>

### ORIGIN OF THE DOLPHINS

Player	Pos.	College	Round Selected
<b>1966 EXPANSION DRAFT</b>			
Norm Evans	T	Houston	
<b>1966 COLLEGE DRAFT</b>			
Howard Twilley	WR	Tulsa	12
<b>1967 COLLEGE DRAFT</b>			
Bob Griese	QB	Purdue	1
Larry Seiple	P-TE	Kentucky	7
<b>1968 COLLEGE DRAFT</b>			
Doug Crusan	T	Indiana	1B
Dick Anderson	S	Colorado	3
<b>1968 FREE AGENT SIGNEES</b>			
Manny Fernandez	DT	Utah	
<b>1969 COLLEGE DRAFT</b>			
Bill Stanfill	DE	Georgia	1
Bob Heinz	DT	Pacific	2
Mercury Morris	RB	West Texas State	3
Lloyd Mumphord	CB	Texas Southern	16

### 1969 TRADE ACQUISITIONS

Larry Little G Bethune-Cookman (from Chargers)  
 Nick Buoniconti MLB Notre Dame (from Patriots)

### 1970 COLLEGE DRAFT

Jim Mandich TE Michigan 2  
 Tim Foley CB Purdue 3  
 Curtis Johnson CB Toledo 4  
 Jake Scott S Georgia 7  
 Mike Kolen LB Auburn 12

### 1970 FREE AGENT SIGNEE

Bob Kuechenberg G Notre Dame  
 Doug Swift LB Amherst  
 Garo Yepremian K None

### 1970 TRADE ACQUISITIONS

\*Marv Fleming TE Utah (from Packers)

### 1970 WAIVER ACQUISITIONS

Jim Langer G South Dakota State (from Browns)  
 Wayne Moore T Lamar Tech (from 49ers)

### 1971 COLLEGE DRAFT

Vern Den Herder DE Central, Iowa 9

### 1971 FREE AGENT SIGNEE

Maulty Moore DT Bethune-Cookman

### 1971 TRADE ACQUISITIONS

Bob Matheson LB Duke (from Browns)

### 1972 COLLEGE DRAFT

Larry Ball LB Louisville 4  
 Charlie Babb S Memphis State 5

### 1972 WAIVER ACQUISITIONS

Earl Morrall QB Michigan State (from Colts)

### 1973 COLLEGE DRAFT

Don Strock QB Virginia Tech 5  
 Ed Newman G Duke 6

### 1973 FREE AGENT SIGNEE

Bruce Bannon LB Penn State

### 1973 TRADE ACQUISITIONS

Irv Goode C-G Kentucky (from Bills)  
 Don Nottingham RB Kent State (from Colts)

### 1974 COLLEGE DRAFT

Don Reese DE Jackson State 1  
 Andre Tillman TE Texas Tech 2  
 Benny Malone RB Arizona State 2a  
 Jeris White CB Hawaii 2b  
 Nat Moore WR Florida 3  
 Randy Crowder DT Penn State 6  
 Melvin Baker WR Texas Southern 8  
 Tom Wickert G Washington State 9

### 1974 FREE AGENT SIGNEE

Tom Funchess T Jackson State

### 1975 TRADE ACQUISITIONS

Donny Anderson RB Texas Tech (from St. Louis)  
 Jim McFarland\* TE Nebraska (from St. Louis)

\*Played out option; Miami compensated his club.

## DOLPHINS TRADES PLAYERS ONLY

1967 John McGeever to San Diego for John Farris (did not report)  
 Mike Hudock to New York Jets for Nick DeFelice  
 Bill Cronin to Denver for Ray Jacobs  
 Ernie Park, George Wilson, Jr., Earl Faison and Cookie Gilchrist to Denver for Jerry Hopkins.  
 Abner Haynes, Danny LaRose and draft pick 6  
 Ron Caveness to Houston (swap for rights to Billy Anderson, Tulsa QB)  
 1969 Kim Hammond, John Bramlett and draft pick 5 to New England for Nick Buoniconti  
 Mack Lamb to San Diego for Larry Little  
 1970 Dick Westmoreland to Minnesota for Bookie Bolin  
 Tom Beier to San Francisco for Lance Olsen  
 Jack Clancy to Green Bay for Marv Fleming  
 1972 Dale Farley to Buffalo for Jim Dunaway  
 1973 Frank Cornish to Buffalo for Howard Kindig and draft pick 5  
 1973 Otto Stowe to Dallas for Ron Sellers and draft pick No. 2.  
 Hubert Ginn to Baltimore for Don Nottingham and draft pick 6  
 1975 Mike Kadish to Buffalo for Irv Goode  
 M. Briscoe and H. Ginn to St. Louis for D. Anderson and J. McFarland

### DRAFT PICKS

(Year indicated is draft pick year, not year traded)

1967 George Wilson, Jr. from Buffalo (13)  
 Jack Spikes to Buffalo (5)  
 Jerry Oliver to Denver (12)  
 Bill Cronin from Oakland (8)  
 Cookie Gilchrist from Denver (3 and 5)  
 1968 John Stofa to Cincinnati (1, 2 at end of rounds)  
 John Brittenum to San Diego (3)  
 Dave Kocourek to Oakland (8)  
 Billy Anderson to Houston (9)  
 John Bramlett from Denver (4)  
 Archie Roberts from New York Jets (8)  
 1969 Tom Erlandson to San Diego (7)  
 John Roderick to Oakland (5)  
 1970 Paul Warfield from Cleveland (1)  
 Nick Buoniconti from New England (5)  
 1971 Willie Richardson from Pittsburgh (5)  
 Bob DeMarco from Pittsburgh (8)  
 1972 Carl Mauck to San Diego (4)  
 John Stofa to Denver (7)  
 Bob Matheson from Cleveland (2)  
 Russell Price from Houston (10)  
 1973 Marlin Briscoe from Buffalo (1)  
 Frank Cornish to Buffalo (5)  
 Wayne Mass to New England (7)  
 Bob DeMarco to Cleveland (7)  
 Bill Griffin to New England (7)  
 Jeff White to New Orleans (7)  
 Dave McCurry to Chicago (9)  
 1974 Jim Del Gaizo to Green Bay (2)  
 1975 Jim Del Gaizo to Green Bay (2)  
 Charlie Wade to Chicago (10)  
 Larry Woods to New York Jets (6)  
 Henry Stuckey to New York Giants (5)  
 Howard Kindig to Washington (10)  
 Edward Jenkins to New York Giants (14)  
 John Mooring from New York Jets (6)

## 1974 IN REVIEW

### NEW ENGLAND 34, MIAMI 24

September 15, 1974

At New England—Turnstile: 55,006 (Tickets Sold: 55,006)

Miami	0	10	7	7	—	24
New England	7	17	7	3	—	34

NE—Herron 14 run (Smith kick)  
 Miami—Csonka 1 run (Yeapremian kick)  
 NE—Rucker 13 pass from Plunkett (Smith kick)  
 NE—FG Smith, J. 21  
 NE—Plunkett 5 run (Smith kick)  
 Miami—FG Yeapremian 33  
 NE—Cunningham 13 run (Smith kick)  
 Miami—Briscoe 13 pass from Griese (Yeapremian kick)  
 Miami—Csonka 3 run (Yeapremian kick)  
 NE—FG Smith, J. 26

### MIAMI 24, BUFFALO 16

September 22, 1974

At Buffalo—Turnstile: 78,990 (Tickets Sold: 80,020)

Miami	0	7	7	10	—	24
Buffalo	3	0	6	7	—	16

Buffalo—FG Leyboldt 22  
 Miami—Mandich 1 pass from Griese (Yeapremian kick)  
 Miami—Fleming 3 pass from Griese (Yeapremian kick)  
 Buffalo—Simpson run fumbles on 3; Rashad recovered for TD (Leyboldt K NG)  
 Miami—Morris 17 run (Yeapremian kick)  
 Buffalo—Hill 25 pass from Ferguson (Leyboldt kick)  
 Miami—FG Yeapremian 22

### MIAMI 28, SAN DIEGO 21

September 29, 1974

At San Diego—Turnstile: 44,706 (Tickets Sold: 45,098)

Miami	0	7	0	21	—	28
San Diego	0	7	14	0	—	21

Miami—Csonka 1 run (Yeapremian kick)  
 San Diego—Stewart 21 pass from Fouts (Partee kick)  
 San Diego—Woods 1 run (Partee kick)  
 San Diego—Woods 56 run (Partee kick)  
 Miami—Moore, N. 13 pass from Griese (Yeapremian kick)  
 Miami—Csonka 3 run (Yeapremian kick)  
 Miami—Kirk 3 run (Yeapremian kick)

### MIAMI 21, NEW YORK JETS 17

October 7, 1974

At Miami—Turnstile: 61,527 (Tickets Sold: 80,045)

Miami	7	7	0	7	—	21
New York Jets	0	0	10	7	—	17

Miami—Mandich 2 pass from Griese (Yeapremian kick)  
 Miami—Csonka 1 run (Yeapremian kick)  
 New York Jets—Riggins 9 pass from Namath (Howfield kick)  
 New York Jets—FG Howfield 43  
 Miami—Ginn 41 run (Yeapremian kick)  
 New York Jets—Caster 89 pass from Namath (Howfield kick)

## WASHINGTON 20, MIAMI 17

October 13, 1974

At Washington—Turnstile: 54,395 (Tickets Sold: 54,395)

Miami	7	0	3	7	—	17
Washington	0	0	3	17	—	20

Miami—Ginn 6 run (Yeapremian kick)  
 Miami—FG Yeapremian 32  
 Washington—FG Moseley 40  
 Washington—Jefferson 37 pass from Jurgensen (Moseley kick)  
 Washington—FG Moseley 41  
 Miami—Twilley 13 pass from Griese (Yeapremian kick)  
 Washington—Smith, L. 6 pass from Jurgensen (Moseley kick)

### MIAMI 9, KANSAS CITY 3

October 20, 1974

At Miami—Turnstile: 67,779 (Tickets Sold: 76,168)

Miami	0	2	0	7	—	9
Kansas City	0	3	0	0	—	3

Kansas City—FG Stenerud 21  
 Miami—Safety, blocked punt: Foley  
 Miami—Csonka 1 run (Yeapremian kick)

### MIAMI 17, BALTIMORE 7

October 27, 1974

At Miami—Turnstile: 65,868 (Tickets Sold: 75,771)

Miami	0	3	7	7	—	17
Baltimore	0	0	7	0	—	7

Miami—FG Yeapremian 23  
 Baltimore—Doughty 11 pass from McCauley (Linhart kick)  
 Miami—Nottingham 2 run (Yeapremian kick)  
 Miami—Malone 23 run (Yeapremian kick)

### MIAMI 42, ATLANTA 7

November 3, 1974

At Miami—Turnstile: 64,399 (Tickets Sold: 76,509)

Miami	0	14	21	7	—	42
Atlanta	0	7	0	0	—	7

Miami—Malone 4 run (Yeapremian kick)  
 Miami—Warfield 4 pass from Griese (Yeapremian kick)  
 Atlanta—Hampton 2 run (Mike-Mayer kick)  
 Miami—Nottingham 1 run (Yeapremian kick)  
 Miami—Mandich 18 pass from Griese (Yeapremian kick)  
 Miami—Nottingham 2 run (Yeapremian kick)  
 Miami—Nottingham 1 run (Yeapremian kick)

### MIAMI 21, NEW ORLEANS 0

November 10, 1974

At New Orleans—Turnstile: 74,289 (Tickets Sold: 74,289)

Miami	14	7	0	0	—	21
New Orleans	0	0	0	0	—	0

Miami—Mandich 3 pass Griese (Yeapremian kick)  
 Miami—Moore, N. 12 pass Griese (Yeapremian kick)  
 Miami—Mandich 2 pass Griese (Yeapremian kick)

### MIAMI 35, BUFFALO 28

November 17, 1974

At Miami—Turnstile: 69,313 (Tickets Sold: 80,045)

Miami	0	14	7	14	—	35
Buffalo	0	0	7	21	—	28

Miami—Csonka 2 run (Yeapremian kick)  
 Miami—Warfield 49 pass Griese (Yeapremian kick)  
 Buffalo—Ferguson 1 run (Leypoldt kick)  
 Miami—Csonka 6 run (Yeapremian kick)  
 Buffalo—Washington recovers Morris fumble 42 (Leypoldt kick)  
 Buffalo—Hill 44 pass Marangi (Leypoldt kick)  
 Miami—Nottingham 11 run (Yeapremian kick)  
 Buffalo—Chandler 5 pass Marangi (Leypoldt kick)  
 Miami—Nottingham 23 run (Yeapremian kick)

### NEW YORK JETS 17, MIAMI 14

November 24, 1974

At New York—Turnstile: 57,162 (Tickets Sold: 61,650)

Miami	0	0	7	7	—	14
New York Jets	0	7	0	10	—	17

New York Jets—Caster 2 pass Namath (Leahy kick)  
 Miami—Griese 6 run (Yeapremian kick)  
 New York Jets—FG Leahy 34  
 Miami—Kiick 6 pass Griese (Yeapremian kick)  
 New York Jets—Caster 45 pass Namath (Leahy kick)

### MIAMI 24, CINCINNATI 3

December 2, 1974

At Miami—Turnstile: 71,962 (Tickets Sold: 80,045)

Miami	7	3	7	7	—	24
Cincinnati	0	3	0	0	—	3

Miami—Morris 4 pass Griese (Yeapremian kick)  
 Miami—FG Yeapremian 43  
 Cincinnati—FG Muhlmann 29  
 Miami—Mandich 4 pass Griese (Yeapremian kick)  
 Miami—Malone 2 run (Yeapremian kick)

### MIAMI 17, BALTIMORE 16

December 8, 1974

At Baltimore—Turnstile: 34,420 (Tickets Sold: 43,553)

Miami	7	7	3	0	—	17
Baltimore	0	3	3	10	—	16

Miami—Twilley 4 pass Griese (Yeapremian kick)  
 Miami—Csonka 1 run (Yeapremian kick)  
 Baltimore—FG Linhart 26  
 Miami—FG Yeapremian 27  
 Baltimore—FG Linhart 40  
 Baltimore—FG Linhart 20  
 Baltimore—Olds 2 pass Jones (Linhart kick)

### MIAMI 34, NEW ENGLAND 27

December 15, 1974

At Miami—Turnstile: 56,920 (Tickets Sold: 80,045)

Miami	0	17	7	10	—	34
New England	21	3	0	3	—	27

New England—Hannah recovers Plunket fumble 2 (Smith kick)  
 New England—Sanders Interception 23 (Smith kick)  
 New England—Herron 4 pass Plunkett (Smith kick)  
 New England—FG Smith 46  
 Miami—Nottingham 1 run (Yeapremian kick)  
 Miami—Baker 37 pass Morrall (Yeapremian kick)  
 Miami—FG Yeapremian 28  
 Miami—Baker 46 pass Morrall (Yeapremian kick)  
 New England—FG Smith, J. 34  
 Miami—Nottingham 2 run (Yeapremian kick)  
 Miami—FG Yeapremian 40

### AFC SEMIFINAL

### OAKLAND 28, MIAMI 26

December 21, 1974

At Oakland—Turnstile: 52,817 (Tickets Sold: 54,020)

Miami	7	3	6	10	—	26
Oakland	0	7	7	14	—	28

Miami—Moore, N. 89 kickoff return (Yeapremian kick)  
 Oakland—Smith, C. 31 pass Stabler (Blanda kick)  
 Miami—FG Yeapremian 33  
 Oakland—Biletznikoff 13 pass Stabler (Blanda kick)  
 Miami—Warfield 16 pass Griese (Yeapremian kick failed)  
 Miami—FG Yeapremian 46  
 Oakland—Branch 72 pass Stabler (Blanda kick)  
 Miami—Malone 23 run (Yeapremian kick)  
 Oakland—Davis 8 pass Stabler (Blanda kick)

## ALL-TIME AFC LEADERS

(Numbers in parenthesis denote All-Time Ranking)

### TOP AFC ACTIVE PASSERS

(1,000 or more attempts)

	Yrs.	Comp.	Pct.	Yds.	TD	Int.	Rating
1. Anderson, Cin.	4	635	58.3	7,790	48	33	82.6
2. Dawson, K.C. (2)	18	2043	56.7	27,616	234	179	82.1
3. Morrall, Mia.	19	1343	51.3	20,388	157	145	74.3
4. Griese, Mia.	8	1081	53.7	14,309	114	103	74.2
5. Lamonica, Oak.	12	1288	49.5	19,154	164	138	72.9
6. Johnson, Den.	14	1672	51.4	23,389	165	169	70.3
7. Namath, N.Y. Jets	10	1565	50.5	23,681	151	171	69.4
8. Plunkett, N.E.	4	693	49.1	9,361	59	80	60.9
9. Blanda, Oak.	25	1910	47.7	26,909	236	276	60.8
10. Pastorini, Hou	4	565	51.1	6,466	29	60	55.2

### TOP AFC ACTIVE RUSHERS

	Yrs.	Att.	Yds.	TD
1. Simpson, Buffalo (6)	6	1378	6306	33
2. Little, Denver (10)	8	1516	5878	41
3. Boozer, NY Jets	9	1271	5084	52
4. Anderson, Miami	9	1197	4696	41
5. Hubbard, Oakland	6	853	4100	20
6. Hayes, Kansas City	10	988	3758	28
7. Ellison, Kansas City	8	801	3426	24
8. Smith, Oakland	7	858	3351	24
9. Podolak, Kansas City	6	834	3179	21
10. Morris, Miami	6	535	3002	25

### TOP AFC ACTIVE PASS RECEIVERS

	Yrs.	No.	Yds.	TD
1. Biletnikoff, Oakland	10	450	7105	60
2. Taylor, Kansas City	10	410	7306	57
3. Garrison, San Diego	9	375	7037	55
4. Morin, Cleveland	9	270	4189	16
5. Hawkins, Cleveland	9	261	4764	32
6. Gordon, San Diego	10	243	3594	36
7. Trumpy, Cincinnati	7	237	3750	26
8. Moses, Denver	7	223	3942	27
9. Podolak, Kansas City	6	206	1655	4
10. Little, Denver	8	186	2110	7

### TOP AFC ACTIVE INTERCEPTORS

	Yrs.	No.	Yds.	TD
1. Thomas, Kansas City	9	47	788	5
2. Brown, Oakland	12	42	424	2
3. Anderson, Miami	7	33	760	3
4. Buoniconti, Miami	13	32	312	0
5. Volk, Baltimore	8	31	518	1
6. Scott, Miami	5	29	365	0
7. Wilson, Oakland	10	27	486	3
8. Bell, Kansas City	12	26	479	6
9. Warren, Oakland	11	25	516	3
10. Atkinson, Oakland	7	24	333	2

### TOP AFC ACTIVE PUNTERS

	Yrs.	No.	Avg.	Long
1. Wilson, Kansas City (4)	12	811	44.1	72
2. Guy, Oakland	2	143	43.7	72
3. Walden, Pittsburgh	11	762	42.5	76
4. Van Heusen, Denver	7	480	42.4	78
5. Partee, San Diego	7	440	42.1	73
6. Lee, Baltimore	9	519	41.7	76
7. Pastorini, Houston	4	184	40.8	63
8. Green, Cincinnati	2	88	40.6	61
9. Seiple, Miami	8	484	40.6	73
10. Cockroft, Cleveland	7	504	40.5	71

### TOP AFC ACTIVE KICKOFF RETURNERS

	Yrs.	No.	Yds.	Avg.
1. Simpson, Buffalo	6	33	990	30.0
2. Pruitt, Cleveland	2	38	1059	27.9
3. Francis, Buffalo	2	60	1634	27.2
4. Johnson, Houston	1	29	785	27.1
5. Davis, Oakland	4	67	1809	27.0
6. Morris, Miami (9)	6	111	2947	26.5
7. Speyrer, Baltimore	3	39	1035	26.5
8. Laird, Baltimore	3	72	1889	26.2
9. Davis, Pittsburgh	3	34	880	25.9
10. Washington, Houston	4	91	2355	25.9

### TOP AFC PUNT RETURNERS

	Yrs.	No.	Yds.	Avg.
1. Swann, Pittsburgh	1	41	577	14.1
2. Johnson, Houston	1	30	409	13.6
3. Herron, New England	2	62	799	12.9
4. Pruitt, Cleveland	2	43	529	12.3
5. Thompson, Denver (5)	6	137	1593	11.6
6. Little, Denver (9)	8	81	893	11.0
7. Scott, Miami	5	126	1320	10.5
8. Parrish, Cincinnati	5	93	966	10.4
9. Casanova, Cincinnati	3	69	673	9.8
10. Edwards, Pittsburgh	4	73	666	9.1

### TOP AFC ACTIVE SCORERS

	Yrs.	TDs	FGs	PAT	TP
1. Blanda, Oakland (1)	25	9	322	899	1919
2. Turner, Denver (6)	11	0	231	368	1061
3. Stenerud, Kansas City	8	0	196	257	845
4. Yepremian, Miami	7	0	122	221	587
5. Cockroft, Cleveland	7	0	115	240	585
6. Gerela, Pittsburgh	6	0	131	183	576
7. Muhlmann, Cincinnati	6	0	120	189	549
8. Howfield, New York Jets	7	0	98	193	487
9. Boozer, New York Jets	9	64	0	0	384
10. Partee, San Diego	7	0	71	167	380

## 1974 REGULAR SEASON (11-3)

### TEAM STATISTICS

	Miami	Opp.
TOTAL FIRST DOWNS	272	208
By Rushing	134	83
By Passing	118	117
By Penalty	20	8
Third-Down Efficiency	97/195	73/188
TOTAL NET YARDS	4275	3806
Total Offensive Plays	884	807
Avg. Gain per Play	4.8	4.7
Avg. Gain per Game	305.4	271.9
NET YARDS RUSHING	2191	1624
Total Rushing Plays	570	404
Avg. Gain per Rush	3.8	4.0
Avg. Gain Rushing per Game	156.5	116.0
NET YARDS PASSING	2084	2182
Lost Attempting to Pass	31/229	31/270
Gross Yards Passing	2313	2452
Attempts/Completions	283/171	372/200
Percent Completed	60.4	53.8
Had Intercepted	18	16
Avg. Net Passing per Game	148.9	155.9
PUNTS/AVERAGE	65/38.6	70/39.2
PUNT RETURNS/AVERAGE	46/11.3	42/6.3
KICKOFF RETURNS/AVERAGE	49/22.8	64/19.1
MISC. RETURNS/YARDS	2/0	1/-6
INTERCEPTIONS/AVG. RET.	16/8.7	18/17.8
PENALTIES/YARDS	69/556	67/525
FUMBLES/BALL LOST	25/13	33/17
TOTAL POINTS	327*	216
Avg. Points per Game	23.4	15.4
Touchdowns	43	25
By Rushing	25	7
By Passing	18	14
By Returns	0	4
Field Goals	8 (of 15)	14 (of 21)
Conversions	43 (of 43)	24 (of 25)

\*Includes safety

### SCORE BY QUARTERS

	1	2	3	4	Total
MIAMI	42	98	76	111	327
Opponents	31	50	57	78	216

### RUSHING

	Att.	Yds.	Avg.	LG	TD
Csonka	197	749	3.8	24	9
Malone	117	479	4.1	23t	3
Klick	86	274	3.2	15	1
Nottingham	66	273	4.1	24	8
Morris	56	214	3.8	17t	1
Ginn	26	99	3.8	41t	2
Griese	16	66	4.1	22	1
Moore, N.	3	16	5.3	15	0
Morrall	1	11	11.0	11	0
Strock	1	-7	-7.0	-7	0
Briscoe	1	17	17.0	17	0

-86-

### FIELD GOALS

	1-19	20-29	30-39	40-49	50-over
Yepremian	0-1	4-5	3-4	1-3	0-2
Opponents Total	0-0	7-9	2-5	5-6	0-1

Yepremian sequence (**bold** indicates good): (33) (22) (40, 50) (29) (32) (0) (23, 42, 33) (0) (0) (54) (0) (18, 43) (27) (28, 34)

### PASSING

	Att.	Comp.	Yds	Pct.	Avg./Att.	TD	Pct. TD LG Int.	Pct. Int.	Lost/Att.
Griese	253	152	1968	60.1	7.8	16	6.3 54 15	5.9	27/202
Morrall	27	17	301	63.0	11.2	2	7.4 46 3	11.1	3/16

### RECEIVING

	No.	Yds.	Avg.	LG	TD
Moore, N.	37	605	16.4	48	2
Mandich	33	374	11.3	44	6
Warfield	27	536	19.9	54	2
Twilley	24	256	11.0	21	2
Klick	18	155	8.6	19	1
Csonka	7	35	5.0	11	0
Baker	4	121	3.0	46t	2
Nottingham	3	40	13.3	20	0
Morris	2	27	14.0	23	1
Malone	2	26	13.0	13	0
Ginn	2	3	1.5	3	0
Briscoe	11	132	12.0	20	1
Fleming	1	3	3.3	3t	1

### PUNTING

	No.	Yds.	Avg.	LG	Bk
Seiple	65	2511	38.6	60	0
Opponents Total	70	2743	39.2	63	2

### INTERCEPTIONS

	No.	Yds.	Avg.	LG	TD
Scott	8	75	9.4	30	0
Buoniconiti	2	29	14.5	16	0
Foley	2	-2	-	-	0
Stuckey	1	21	21.0	21	0
Matheson	1	10	10.0	10	0
Kolen	1	3	3.0	3	0
Anderson	1	3	3.0	3	0
Miami Total	16	139	8.7	30	0
Opponents Total	18	320	17.8	40	1

-87-

### KICKOFF RETURNS

	No.	Yds.	Avg.	LG	TD
Moore, N.	22	587	26.7	40	0
Ginn	12	235	19.6	30	0
Malone	6	159	26.5	73	0
Matheson	5	65	13.0	25	0
Leigh	2	50	25.0	26	0
Baker	1	22	22.0	22	0
Babb	1	0	0.0	0	0
Miami Total	49	1118	22.8	73	0
Opponents Total	64	1222	19.1	57	0

### PUNT RETURNS

	No.	FC	Yds.	Avg.	LG	TD
Scott	31	3	346	11.2	30	0
Moore, N.	9	0	136	15.1	42	0
Anderson	3	0	9	3.0	6	0
Babb	2	0	29	14.5	20	0
Stuckey	1	0	0	0	0	0
Miami Total	46	3	520	11.3	42	0
Opponents Total	42	6	265	6.3	23	0

### SCORING

	TDR	TDP	TD RET	FG	PAT	TP
Yepremian				8	43	67
Csonka						54
Nottingham						48
Mandich		6				36
Malone		3				18
Morris		1				12
Warfield		2				12
Ginn		2				12
Moore, N.		2				12
Kiick		1				12
Twilley		2				12
Baker		2				12
Fleming		1				6
Griese		1				6
Briscoe		1				6
Foley: Safety						2
Miami Total	25	18	0	8	43	327
Opponents Total	7	14	4	14	24	216

### DEFENSIVE STATISTICS

(TACKLES—ASSISTS—TOTAL)

Matheson	71	32—103
Buoniconti	51	49—100
Anderson	49	44— 93
Kolen	58	33— 91
Den Herder	50	33— 83
Stanfill	47	24— 71
Scott	45	25— 70
Fernandez	38	21— 59
Foley	43	11— 54
Johnson	33	19— 52
Heinz	25	27— 52
Ball	27	25— 52
Swift	29	22— 51

Mumphord	26	14— 40
Babb	22	7— 29
Bannon	15	10— 25
White	12	13— 25
Stuckey	11	11— 22
Ginn	9	4— 13
Langer	6	7— 13
Moore, M.	5	7— 12
Crowder	9	2— 11
Newman	4	7— 11
Reese	4	6— 10
Nottingham	7	1— 8
Kuechenberg	2	2— 4
Malone	3	0— 3
Griese	3	0— 3
Twilley	2	0— 2
Warfield	2	0— 2
Csonka	2	0— 2
Evans	1	0— 1
Little	1	0— 1
Goode	1	0— 1
Kiick	1	0— 1
Moore, N.	1	0— 1
Seiple	1	0— 1
Wickert	1	0— 1
Yepremian	0	1— 1

**OPPONENTS' FUMBLES RECOVERED** (17): Scott (3), Swift (2), Den Herder (2), Foley (2), Matheson (1), Stanfill (1), Fernandez (1), Johnson (1), Anderson (1), M. Moore (1), Mumphord (1), Babb (1).

**TACKLED PASSER** (31): Stanfill (10), Den Herder (7), Fernandez (3), Ball (3), Crowder (3), Matheson (3), Kolen (1), Reese (1).

**PASSES DEFENDED** (66): Johnson (10), Anderson (9), Scott (8), Kolen (7), Matheson (7), Foley (6), Den Herder (4), Buoniconti (3), Babb (3), Bannon 3all (2), Swift (2), Fernandez (1), Stuckey (1), White (1).

**BLOCKED PUNT** (2): Foley (1), Mumphord (1).

**BLOCKED FIELD GOAL ATTEMPT** (2): Ball (1), Reese (1/2), Den Herder (1/2).

**BLOCKED PAT ATTEMPT** (0).

# 1974 POST SEASON (0-1)

## RESULTS AND ATTENDANCE

<b>Miami</b>	<b>Opp.</b>	<b>Att.</b>
26 Oakland .....	28	Tix: 54,020 Turn: 52,817

### SCORE BY QUARTERS

	1	2	3	4	Total
Miami .....	7	3	6	10	— 26
Opponents .....	0	7	7	14	— 28

### RUSHING

	Att.	Yds.	Avg.	LG	TD
Csonka .....	24	114	4.8	15	0
Malone .....	14	83	5.9	23t	1
Griese .....	2	14	7.0	9	0
Klick .....	1	2	2.0	2	0
Miami Total .....	41	213	5.2	23	1
Opponents Total .....	32	135	4.2	19	0

### TEAM STATISTICS

	<b>Miami</b>	<b>Opp.</b>
TOTAL FIRST DOWNS .....	18	19
By Rushing .....	10	8
By Passing .....	6	11
By Penalty .....	2	0
Third-Down Efficiency .....	4/12	7/14
TOTAL NET YARDS .....	294	411
Total Offensive Plays .....	57	64
Avg. Gain per Play .....	5.2	6.4
Avg. Gain per Game .....	5.2	6.4
NET YARDS RUSHING .....	213	135
Total Rushing Plays .....	41	32
Avg. Gain per Rush .....	5.2	4.2
Avg. Gain Rushing per Game .....	5.2	4.2
NET YARDS PASSING .....	81	276
Lost Attempting to Pass .....	2/20	2/17
Gross Yards Passing .....	101	293
Attempts/Completions .....	14/7	30/20
Percent Completed .....	50.0	66.7
Had Intercepted .....	1	1
Avg. Net Passing per Game .....	81	276
PUNTS/AVERAGE .....	5/33.2	7/42.7
PUNT RETURNS/AVERAGE .....	2/2.5	3/5.3
KICKOFF RETURNS/AVERAGE .....	5/36.6	6/22.5
MISC. RETURNS/YARDS .....	0/0	0/0
INTERCEPTIONS/AVG. RET. ....	1/14.0	1/5.0
PENALTIES/YARDS .....	3/15	3/59
FUMBLES/BALL LOST .....	0/0	0/0
TOTAL POINTS .....	26	28
Avg. Points per Game .....	26	28
Touchdowns .....	3	4
By Rushing .....	1	0
By Passing .....	1	4
By Returns .....	1	0
Field Goals .....	2 (of 2)	0 (of 0)
Conversions .....	2 (of 3)	4 (of 4)

### FIELD GOALS

	1-19	20-29	30-39	40-49	50-Over
Yepremian .....	0-0	0-0	1-1	1-1	0-0
Opponents Total .....	0-0	0-0	0-0	0-0	0-0

Yepremian sequence (**Bold** indicates good) (33, 46)

### PASSING

Att.	Cp.	Yds.	Pct.	Avg./Att.	TD	Pct. TD LG Int.	Pct. Int.	Lost Att.
Griese	14	7	101	50.0	7.2	1 7.1 23 1 7.1		2/20
Opp. (Stabler)	30	20	293	66.7	9.8	4 13.3 72t 1 3.3		2/17

### RECEIVING

	No.	Yds.	Avg.	LG	TD
Warfield .....	3	47	15.7	20	1
Moore, N. ....	2	40	20.0	23	0
Nottingham .....	1	9	9.0	9	0
Klick .....	1	5	5.0	5	0
Miami Total .....	7	101	14.4	23	1
Opp. Total .....	20	293	14.7	72t	4

### PUNTING

	No.	Yds.	Ave.	LG	Bk.
Seiple .....	6	199	33.2	40	0
Opp. Total .....	7	299	42.7	53	0

### INTERCEPTIONS

	No.	Yds.	Avg.	LG	TD
Anderson .....	1	14	14.0	14	0
Opp. Total .....	1	5	5.0	5	0

### KICKOFF RETURNS

	No.	Yds.	Avg.	LG	TD
Moore, N. ....	3	137	45.7	89t	1
Ginn .....	2	46	23.0	23	0
Miami Total .....	5	183	36.6	89t	1
Opp. Total .....	6	135	22.5	29	0

### PUNT RETURNS

	No.	FC	Yds.	Avg.	LG	TD
Moore, N. ....	2	0	5	2.5	5	0
Opp. Total .....	3	0	16	5.3	8	0

### SCORING

	TDR	TDP	TD Ret.	FG	PAT	TP
Yepremian .....				2	2	8
Moore, N. ....			1			6
Malone .....	1					6
Warfield .....		1				6
Miami Total .....					4	26
Opp. Total .....	4					28



## THROUGH THE DOLPHINS YEARS

### HISTORICAL HIGHLIGHTS

#### 1965

**AUGUST 16** — Miami receives first AFL expansion franchise, with Joseph Robbie and Danny Thomas as recipients.

**NOVEMBER** — Mrs. Robert Swanson of West Miami winner of Miami's nickname contest; wins two lifetime passes to home games. 20,000 entries.

**NOVEMBER 27** — Miami picks QB Rick Norton, Kentucky, and RB Jim Grabowski, Illinois, in first round of college draft.

**DECEMBER 16** — Miami Dolphins, Ltd., organized as a Florida limited partnership with Joseph Robbie as managing general partner; Danny Thomas Sports, Inc., as sole other general partner.

#### 1966

**JANUARY 15** — Expansion draft. Miami picks Dave Kocourek, Wahoo McDaniel, Billy Joe, Billy Neighbors first.

**JANUARY 29** — George Wilson named first head coach.

**JUNE 8** — Merger of AFL into NFL announced; Pete Rozelle as commissioner; common draft in 1967; World Championship Game at end of 1966 season.

**JULY 5** — Dolphins open first training camp at St. Petersburg Beach; 83 players.

**AUGUST 6** — Dolphins play and lose first game ever, 38-10, at San Diego before 25,712.

**AUGUST 12** — Dolphins play and lose first home game at the Orange Bowl, 33-0, to Kansas City before 36,366.

**SEPTEMBER 2** — Joe Auer returns opening kickoff 95 yards for TD in first regular season game. Oakland wins, 23-14, before 26,776 at Orange Bowl.

**SEPTEMBER 9** — George Wilson Jr. sets first Dolphins League record with 483 yards on 10 punts against New York Jets in Orange Bowl.

**OCTOBER 16** — Dolphins win first ever, 24-7, over Denver.

#### 1967

**MARCH 14** — Miami picks QB Bob Griese, Purdue, in first round of college draft. Griese first player taken by AFL team; fourth to go over-all.

**JULY 22** — Dolphins hold first public intrasquad scrimmage in Ft. Lauderdale, with 6,112 in Lockhart Stadium. Defense "won," 27-0.

**JULY 29** — Dolphins score first-ever pre-season victory, 19-2, over Denver.

**AUGUST 19** — First inter-League game, a 27-17 loss to Atlanta.

**SEPTEMBER 17** — After four minutes in season-opener, QB John Stofa breaks his ankle and Griese takes over to beat Denver, 35-21.

#### 1968

**JANUARY 30** — Dolphins pick RB Larry Csonka, Syracuse, and T Doug Crusan, Indiana, in first round of college draft.

**AUGUST 17** — Dolphins win first-ever over NFL foe, 23-7, over Philadelphia.

#### 1969

**JANUARY 28** — Dolphins pick DT Bill Stanfill, Georgia, in first round of college draft.

**MARCH 24** — Dolphins obtain LB Nick Buoniconti from Patriots in trade for QB Kim Hammond and LB John Bramlett.

**MAY 16** — Robbie announces five prominent Miamians are now limited partners in ownership of the Dolphins. They are H. Earl Smalley, Harper Sibley Jr., Wilbur Morrison, Frank J. Callahan and James W. McLamore. Robbie becomes the majority owner of the franchise.

**MAY 30** — Four additional limited partners in ownership of the Dolphins announced: William Snow Frates, Peter T. Fay, Robert L. Floyd and Ray H. Pearson.

**JULY 23** — Morris S. Burk becomes a limited partner in the ownership structure.

**AUGUST 15** — James L. Davis becomes limited partner.

#### 1970

**JANUARY 27** — Miami trades first draft pick to Cleveland for WR Paul Warfield and subsequently end Jim Mandich, Michigan, is first man picked in draft (second round).

**FEBRUARY 1** — AFL and NFL officially merge in accordance with terms of a 1966 agreement and the Dolphins become a member of the Eastern Division of the American Conference of the NFL.

**FEBRUARY 18** — Don Shula appointed head coach with additional title of vice president and with ownership in the team.

**APRIL 11** — Dolphins join computer scouting firm, Blessto-VIII.

**APRIL 13** — Dolphins' first-round draft choice next year awarded to Baltimore by Commissioner Rozelle as compensation for loss of Shula.

**APRIL 25** — First pre-training camp Introdoctrination Camp is held by Shula and his staff for veterans, with rookies reporting one week later.

**MAY 18** — TE Marv Fleming signs with Miami after playing out his option with Green Bay. By agreement, Jack Clancy is sent to Green Bay as compensation for Fleming.

**NOVEMBER 30** — Miami becomes a part of Monday night football, beats Atlanta, 20-7.

**1970 SEASON** — First victories ever over Oakland, New York Jets (twice), Baltimore. Also, first post-season playoff game, against Oakland.

#### 1971

**JANUARY 27** — Miami picks WR Otto Stowe, Iowa State, first (but second round) in college draft.

**NOVEMBER 7** — Dolphins score first shutout victory, 34-0 over Buffalo.

**NOVEMBER 29** — Dolphins win eighth straight, 34-3 over Chicago, for club record and longest win streak of season in NFL.

**DECEMBER 19** — 76,812, largest regular-season crowd ever to watch Dolphins, see team beat Green Bay, 27-6, to win first divisional championship.

**DECEMBER 25** — Dolphins win longest game in pro football history (82 minutes, 40 seconds), 27-24 over Kansas City, to gain AFC title berth.

## 1972

**JANUARY 2** — Dolphins shut out Baltimore for first time in 97 games, 21-0, to win AFC title and gain berth in Super Bowl.

**JANUARY 16** — Dolphins lose to Dallas, 24-3, in Super Bowl VI.

**FEBRUARY 1** — Dolphins pick DT Mike Kadish, Notre Dame, as first round draft choice.

**APRIL 14** — Dolphins announce season ticket sales of 61,186, which eclipses all prior NFL records.

**OCTOBER 1** — Dolphins end season ticket sale at 69,303, record.

**OCTOBER 15** — Earl Morrall takes over for injured Bob Griese, finishes off San Diego victory for 5-0 record.

**NOVEMBER 12** — Don Shula becomes first NFL coach in history to record 100th career victory within 10 seasons as Dolphins crush New England, 52-0.

**NOVEMBER 19** — Dolphins clinch AFC East title second straight time with 10-0 record; earliest title clinch of any club since realignment.

**DECEMBER 16** — Dolphins become first club ever to go 14-0 in regular season.

**DECEMBER 31** — Bob Griese returns as Dolphins win American Conference title for second straight time, defeating Pittsburgh, 21-17.

## 1973

**JANUARY 14** — Dolphins become youngest club ever to win Super Bowl, dominating Washington, 14-7; also first club ever to go through regular and post-season unbeaten, untied.

**FEBRUARY 22** — Dolphins name Bill McPeak offensive coach, elevate Bill Arnsparger to assistant head coach.

**APRIL 18** — Dolphins set NFL record with 78,000 season tickets sold.

**NOVEMBER 29** — Joseph Robbie, Dolphins' managing general partner, buys out four limited partners — Harper Sibley Jr., H. Earl Smalley, Wilbur S. Morrison and Morris S. Burk.

**DECEMBER 15** — Dolphins, AFC East Champions for third successive season, finish regular season campaign with 12-2 record for two-year mark of 26-2 — the best two-year record in NFL history.

**DECEMBER 18** — Don Shula's contract is extended as coach of the Dolphins.

**DECEMBER 30** — Dolphins defeat Oakland 27-10 for unprecedented third consecutive AFC championship.

## 1974

**JANUARY 13** — Dolphins whip Minnesota 24-7 in Super Bowl VIII, becoming only the second team in NFL history to win consecutive Super Bowls.

**JANUARY 17** — Vince Costello named linebacker coach, filling out roster of assistants after Bill Arnsparger leaves to become head coach of New York Giants.

**JANUARY 29** — Don Reese, 6-foot-6, 256-pound defensive end from Jackson State, selected as Dolphins' No. 1 draft pick.

**DECEMBER 8** — Dolphins clinch fourth successive AFC East Championship.

**DECEMBER 15** — The year of "The Lame Duck" ends; Dolphins finish with an 11-3-0 season.

## 1975

**JANUARY 28** — Darryl Carlton OT Tampa chosen No. 1.

**JANUARY 31** — Howard Schnellenberger, Don Doll, George Young join Dolphins staff from the Colts.

—94—

## STANDINGS BY YEARS AFL — 1966

### EASTERN DIVISION

	W	L	T	Pct.	Pts.	Opp.
Buffalo .....	9	4	1	.692	358	255
New England .....	8	4	2	.677	315	283
New York .....	6	6	2	.500	322	312
Houston .....	3	11	0	.214	335	396
MIAMI .....	3	11	0	.214	213	362

### WESTERN DIVISION

Kansas City .....	11	2	1	.846	448	276
Oakland .....	8	5	1	.615	315	288
San Diego .....	7	6	1	.538	335	284
Denver .....	4	10	0	.286	196	381

**CHAMPIONSHIP GAME**  
Kansas City 31, Buffalo 7

**SUPER BOWL**  
Green Bay 35, Kansas City 10

## 1967

### EASTERN DIVISION

	W	L	T	Pct.	Pts.	Opp.
Houston .....	9	4	1	.692	258	199
New York .....	8	5	1	.615	371	329
Buffalo .....	4	10	0	.286	237	285
MIAMI .....	4	10	0	.286	219	407
New England .....	3	10	1	.231	280	389

### WESTERN DIVISION

Oakland .....	13	1	0	.929	468	233
Kansas City .....	9	5	0	.643	408	254
San Diego .....	8	5	1	.615	360	252
Denver .....	3	11	0	.214	256	409

**CHAMPIONSHIP GAME**  
Oakland 40, Houston 7

**SUPER BOWL**  
Green Bay 33, Oakland 14

## 1968

### EASTERN DIVISION

	W	L	T	Pct.	Pts.	Opp.
New York .....	11	3	0	.786	419	280
Houston .....	7	7	0	.500	303	248
MIAMI .....	5	8	1	.385	276	355
New England .....	4	10	0	.286	229	406
Buffalo .....	1	12	1	.077	199	367

### WESTERN DIVISION

Kansas City .....	12	2	0	.857	371	170
Oakland .....	12	2	0	.857	453	233
San Diego .....	9	5	0	.643	382	310
Denver .....	5	9	0	.357	255	404
Cincinnati .....	3	11	0	.214	215	329

**WESTERN DIVISION PLAYOFF**  
Oakland 41, Kansas City 6

**CHAMPIONSHIP GAME**  
New York 27, Oakland 23

**SUPER BOWL** — New York 16, Baltimore 7

—95—

## 1969 EASTERN DIVISION

	W	L	T	Pct.	Pts.	Opp.
New York	10	4	0	.714	353	269
Houston	6	6	2	.500	278	279
New England	4	10	0	.286	266	316
Buffalo	4	10	0	.286	230	359
MIAMI	3	10	1	.231	233	332

### WESTERN DIVISION

Oakland	12	1	1	.923	377	242
Kansas City	11	3	0	.786	359	177
San Diego	8	6	0	.571	288	276
Denver	5	8	1	.385	297	344
Cincinnati	4	9	1	.308	280	367

#### PLAYOFFS

Kansas City 13, New York 6  
Oakland 56, Houston 7

#### CHAMPIONSHIP GAME

Kansas City 17, Oakland 7

#### SUPER BOWL

Kansas City 23, Minnesota 7

New York Jets	6	8	0	.429	212	298
Buffalo	1	13	0	.071	184	394

### WESTERN DIVISION

Kansas City	10	3	1	.769	302	208
Oakland	8	4	2	.667	344	278
San Diego	6	8	0	.429	311	341
Denver	4	9	1	.308	203	275

### CENTRAL DIVISION

Cleveland	9	5	0	.643	285	273
Pittsburgh	6	8	0	.429	246	292
Houston	4	9	1	.308	251	330
Cincinnati	4	10	0	.286	284	265

\*Fourth Qualifier for Playoffs

#### PLAYOFFS

Miami 27, Kansas City 24  
(22:40 overtime)

Baltimore 20, Cleveland 3

Dallas 20, Minnesota 12

San Francisco 24, Wash. 20

#### CHAMPIONSHIPS

Miami 21, Baltimore 0

Dallas 14, San Francisco 3

#### SUPER BOWL

Dallas 24, Miami 3

## AFC — 1970

### EASTERN DIVISION

	W	L	T	Pct.	Pts.	Opp.
Baltimore	11	2	1	.846	321	234
*MIAMI	10	4	0	.714	297	228
New York Jets	4	10	0	.286	255	286
Buffalo	3	10	1	.231	204	337
New England	2	12	0	.143	149	361

### WESTERN DIVISION

Oakland	8	4	2	.667	300	293
Kansas City	7	5	2	.583	272	244
San Diego	5	6	3	.455	282	278
Denver	5	8	1	.357	253	264

### CENTRAL DIVISION

Cincinnati	8	6	0	.571	312	255
Cleveland	7	7	0	.500	286	265
Pittsburgh	5	9	0	.357	210	272
Houston	3	10	1	.231	217	352

\*Fourth Qualifier for Playoffs

#### PLAYOFFS

Oakland 21, Miami 14

Baltimore 17, Cincinnati 0

Dallas 5, Detroit 0

San Francisco 17, Minnesota 14

#### CHAMPIONSHIPS

Baltimore 27, Oakland 17

Dallas 17, San Francisco 10

#### SUPER BOWL

Baltimore 16, Dallas 13

## 1972

### EASTERN DIVISION

	W	L	T	Pct.	Pts.	Opp.
MIAMI	14	0	0	1.000	385	171
New York Jets	7	7	0	.500	367	324
Baltimore	5	9	0	.429	235	252
Buffalo	4	9	1	.321	257	377
New England	3	11	0	.214	192	446

### CENTRAL DIVISION

Pittsburgh	11	3	0	.786	343	175
*Cleveland	10	4	0	.714	268	249
Cincinnati	8	6	0	.571	299	229
Houston	1	13	0	.071	164	380

### WESTERN DIVISION

Oakland	10	3	1	.750	365	248
Kansas City	8	6	0	.571	287	254
Denver	5	9	0	.429	325	350
San Diego	4	9	1	.321	264	344

\*Fourth Qualifier for Playoffs

#### PLAYOFFS

Miami 20, Cleveland 14

Pittsburgh 13, Oakland 7

Washington 16, Green Bay 3

Dallas 30, San Francisco 28

#### CHAMPIONSHIPS

Miami 21, Pittsburgh 17

Washington 26, Dallas 3

#### SUPER BOWL

Miami 14, Washington 7

## 1971

### EASTERN DIVISION

	W	L	T	Pct.	Pts.	Opp.
MIAMI	10	3	1	.769	315	174
*Baltimore	10	4	0	.714	313	140
New England	6	8	0	.429	238	325

—96—

## 1973

### EASTERN DIVISION

	W	L	T	Pct.	Pts.	Opp.
MIAMI	12	2	0	.857	343	150
Buffalo	9	5	0	.643	259	230

—97—

New England	5	9	0	.357	258	300
Baltimore	4	10	0	.286	226	341
New York Jets	4	10	0	.286	240	306

**CENTRAL DIVISION**

Cincinnati	10	4	0	.714	286	231
*Pittsburgh	10	4	0	.714	347	210
Cleveland	7	5	2	.571	234	255
Houston	1	13	0	.071	199	447

**WESTERN DIVISION**

Oakland	9	4	1	.679	292	175
Denver	7	5	2	.571	354	296
Kansas City	7	5	2	.571	231	192
San Diego	2	11	1	.179	188	386

\*Fourth Qualifier for Playoffs

**PLAYOFFS**

Miami 34, Cincinnati 16  
Oakland 33, Pittsburgh 14  
Minnesota 27, Washington 20  
Dallas 27, Los Angeles 16

**CHAMPIONSHIPS**

Miami 27, Oakland 10  
Minnesota 27, Dallas 10

**SUPER BOWL**

Miami 24, Minnesota 7

**SUMMARY OF REGULAR SEASON RESULTS**

Team	W	L	T	Pct.	Pts.	Opp.
Pittsburgh	2	0	0	1.000	54	47
New Orleans	2	0	0	1.000	42	10
Atlanta	2	0	0	1.000	62	14
Chicago	1	0	0	1.000	34	3
Dallas	1	0	0	1.000	14	7
Detroit	1	0	0	1.000	34	7
Green Bay	1	0	0	1.000	27	6
Los Angeles	1	0	0	1.000	20	14
Minnesota	1	0	0	1.000	16	14
New York Giants	1	0	0	1.000	23	13
St. Louis	1	0	0	1.000	31	10
San Francisco	1	0	0	1.000	21	13
Buffalo	13	4	1	.750	414	325
Baltimore	7	3	0	.700	174	119
New England	11	6	0	.647	503	367
Cincinnati	3	2	0	.600	113	103
Denver	3	2	1	.583	117	100
Houston	5	5	0	.500	178	207
Cleveland	1	1	0	.500	17	37
New York Jets	8	10	0	.444	333	374
San Diego	3	4	0	.429	145	178
Kansas City	2	6	0	.250	76	196
Oakland	1	6	1	.188	126	187
Philadelphia	0	1	0	.000	17	24
Washington	0	1	0	.000	17	20
TOTALS	72	51	3	.583	2611	2392

**HOME RECORD**

**ROAD RECORD**

W	L	T	Pct.	W	L	T	Pct.		
1966	2	5	0	.286	1966	1	6	0	.143
1967	4	3	0	.571	1967	0	7	0	.000
1968	1	5	1	.250	1968	4	3	0	.571
1969	2	4	1	.375	1969	1	6	0	.143
1970	6	1	0	.857	1970	4	3	0	.571
1971	6	1	0	.857	1971	4	2	1	.625
1972	7	0	0	1.000	1972	7	0	0	1.000
1973	7	0	0	1.000	1973	5	2	0	.714
1974	7	0	0	1.00	1974	4	3	0	.571
TOT.	42	19	2	.688	TOT.	30	32	1	.484

**1974**

**EASTERN DIVISION**

	W	L	T	Pct.	Pts.	Opp.
MIAMI	11	3	0	.786	327	216
*Buffalo	9	5	0	.643	264	244
New England	7	7	0	.500	348	289
NY Jets	7	7	0	.500	279	300
Baltimore	2	12	0	.143	190	329

**CENTRAL DIVISION**

Pittsburgh	10	3	1	.769	305	189
Cincinnati	7	7	0	.500	283	259
Houston	7	7	0	.500	236	282
Cleveland	4	10	0	.286	251	344

**WESTERN DIVISION**

Oakland	12	2	0	.857	355	229
Denver	7	6	1	.538	303	294
Kansas City	5	9	0	.357	233	293
San Diego	5	9	0	.357	212	285

\*Fourth Qualifier for Playoffs

**PLAYOFFS**

Oakland 28, Miami 26  
Pittsburgh 32, Buffalo 14  
Minnesota 30, St. Louis 14  
Los Angeles 19, Washington 10

**CHAMPIONSHIPS**

Pittsburgh 24, Oakland 13  
Minnesota 14, Los Angeles 10

**SUPER BOWL**

Pittsburgh 16, Minnesota 6

## SCORES BY YEARS

(OB indicates Miami home game)

**ATLANTA (2-0)**  
 1970—Miami 20, Atlanta 7  
 1974—Miami 42, Atlanta 7 (OB)

**BALTIMORE (7-3)**  
 1970—Baltimore 35, Miami 0  
     Miami 34, Balt. 17 (OB)  
 1971—Miami 17, Balt. 14 (OB)  
     Baltimore 14, Miami 3  
 1972—Miami 23, Baltimore 0  
     Miami 16, Balt. 0 (OB)  
 1973—Miami 44, Balt. 0 (OB)  
     Baltimore 16, Miami 3  
 1974—Miami 17, Balt. 7 (OB)  
     Miami 17, Balt. 16

**BUFFALO (13-4-1)**  
 1966—Buffalo 58, Miami 24  
     Buff. 29, Miami 0 (OB)  
 1967—Buffalo 35, Miami 13  
     Miami 17, Buff. 14 (OB)  
 1968—Miami 14, Buff. 14 (OB)  
     Miami 21, Buffalo 17  
 1969—Miami 24, Buff. 6 (OB)  
     Buffalo 28, Miami 3  
 1970—Miami 33, Buffalo 14  
     Miami 45, Buff. 7 (OB)  
 1971—Miami 29, Buffalo 14  
     Miami 34, Buff. 0 (OB)  
 1972—Miami 24, Buff. 23 (OB)  
     Miami 30, Buffalo 16  
 1973—Miami 27, Buff. 6 (OB)  
     Miami 17, Buffalo 0  
 1974—Miami 24, Buffalo 16  
     Miami 35, Buffalo 28 (OB)

**CHICAGO (1-0)**  
 1971—Miami 34, Chi. 3 (OB)

**CINCINNATI (3-2)**  
 1968—Miami 24, Cin. 22  
     Cin. 38, Miami 21 (OB)  
 1969—Cin. 27, Miami 21  
 1971—Miami 23, Cin. 13  
 1974—Miami 24, Cin. 3 (OB)

**CLEVELAND (1-1)**  
 1970—Cleve. 28, Miami 0 (OB)  
 1973—Miami 17, Cleveland 9

**DALLAS (1-0)**  
 1973—Miami 14, Dallas 7

**DENVER (3-2-1)**  
 1966—Miami 24, Den. 7 (OB)  
     Denver 17, Miami 7  
 1967—Miami 35, Den. 21 (OB)  
 1968—Denver 21, Miami 14  
 1969—Miami 27, Den. 24 (OB)  
 1971—Miami 10, Denver 10

**DETROIT (1-0)**  
 1973—Miami 34, Detroit 7 (OB)

**GREEN BAY (1-0)**  
 1971—Miami 27, GB 6 (OB)

**HOUSTON (5-5)**  
 1966—Miami 20, Houston 13  
     Miami 29, Hous. 28 (OB)  
 1967—Houston 17, Miami 14  
     Hous. 41, Miami 10 (OB)  
 1968—Hous. 24, Miami 10 (OB)  
     Miami 24, Houston 7  
 1969—Houston 22, Miami 10  
     Hous. 32, Miami 7 (OB)  
 1970—Miami 20, Houston 10  
 1972—Miami 34, Hous. 13 (OB)

**KANSAS CITY (2-6)**  
 1966—KC 34, Miami 16  
     KC 19, Miami 18 (OB)  
 1967—KC 24, Miami 0 (OB)  
     KC 41, Miami 0  
 1968—KC 48, Miami 3 (OB)  
 1969—KC 17, Miami 10  
 1972—Miami 20, KC 10  
 1974—Miami 9, KC 3 (OB)

**LOS ANGELES (1-0)**  
 1971—Miami 20, LA 14

**MINNESOTA (1-0)**  
 1972—Miami 16, Minnesota 14

**NEW ENGLAND (11-6)**  
 1966—NE 20, Miami 14 (OB)  
 1967—NE 41, Miami 10  
     Miami 41, NE 32  
 1968—Miami 34, NE 10  
     Miami 38, NE 7 (OB)  
 1969—Miami 17, NE 16  
     NE 38, Miami 23 (Tampa)  
 1970—NE 27, Miami 14  
     Miami 37, NE 20 (OB)  
 1971—Miami 41, NE 3 (OB)  
     NE 34, Miami 13  
 1972—Miami 52, NE 0 (OB)  
     Miami 37, NE 21  
 1973—Miami 44, NE 23 (OB)  
     Miami 30, NE 14  
 1974—NE 34, Miami 24  
     Miami 34, NE 27 (OB)

**NEW ORLEANS (2-0)**  
 1970—Miami 21, NO 10 (OB)  
 1974—Miami 21, NO 0

**NEW YORK GIANTS (1-0)**  
 1972—Miami 23, NY 13

**NEW YORK JETS (8-10)**  
 1966—NY 19, Miami 14 (OB)  
     NY 30, Miami 13  
 1967—NY 29, Miami 7  
     NY 33, Miami 14 (OB)  
 1968—NY 35, Miami 17  
     NY 31, Miami 7 (OB)  
 1969—NY 34, Miami 31  
     NY 27, Miami 9 (OB)  
 1970—Miami 20, NY 6  
     Miami 16, NY 0 (OB)  
 1971—NY 14, Miami 10 (OB)  
     Miami 30, NY 14  
 1972—Miami 27, NY 17  
     Miami 28, NY 24 (OB)  
 1973—Miami 31, NY 3 (OB)  
     Miami 24, NY 14  
 1974—Miami 21, NY 17 (OB)  
     NY 14, Miami 17

**OAKLAND (1-6-1)**  
 1966—Oak. 23, Miami 14 (OB)  
     Oak. 21, Miami 10  
 1967—Oak. 31, Miami 17  
 1968—Oak. 47, Miami 21 (OB)  
 1969—Oak. 20, Miami 17  
     Miami 20, Oak. 20 (OB)  
 1970—Miami 20, Oak. 13 (OB)  
 1973—Oak. 12, Miami 7

**PHILADELPHIA (0-1)**  
 1970—Phil. 24, Miami 17

**PITTSBURGH (2-0)**  
 1971—Miami 24, Pitts. 21 (OB)  
 1973—Miami 30, Pitts. 26 (OB)

**ST. LOUIS (1-0)**  
 1972—Miami 31, St. L. 10 (OB)

**SAN DIEGO (3-4)**  
 1966—SD 44, Miami 10  
 1967—SD 24, Miami 0  
     Miami 41, SD 24 (OB)  
 1968—SD 34, Miami 28  
 1969—SD 21, Miami 14 (OB)  
 1972—Miami 24, SD 10 (OB)  
 1974—Miami 28, SD 21

**SAN FRANCISCO (1-0)**  
 1973—Miami 21, SF 13 (OB)

**WASHINGTON (0-1)**  
 1974—Wash 20, Miami 17



# REGULAR SEASON RESULTS

## 1966 (3-11)

9/2	L	14-23	Oakland	26,776
9/9	L	14-19	New York Jets	34,402
9/18	L	24-58	at Buffalo	37,546
10/2	L	10-44	at San Diego	26,444
10/9	L	10-21	at Oakland	30,787
10/16	W	24-7	Denver	23,393
10/23	W	20-13	at Houston	23,173
11/6	L	0-29	Buffalo	37,177
11/13	L	16-34	at Kansas City	34,063
11/20	L	13-30	at New York Jets	58,664
11/27	L	14-20	New England	22,754
12/4	L	7-17	at Denver	32,592
12/11	L	18-19	Kansas City	17,884
12/18	W	29-28	Houston	20,045

## 1967 (4-10)

9/17	W	35-21	Denver	29,381
9/24	L	0-24	Kansas City	36,272
10/1	L	7-29	at New York Jets	61,240
10/8	L	0-41	at Kansas City	45,291
10/15	L	10-41	at New England	23,955
10/22	L	14-33	New York Jets	30,049
11/5	L	13-35	at Buffalo	31,622
11/12	L	0-24	at San Diego	34,761
11/19	L	17-31	at Oakland	37,295
11/26	W	17-14	Buffalo	27,050
12/3	L	14-17	at Houston	20,979
12/10	W	41-24	San Diego	23,007
12/17	W	41-32	New England	25,969
12/23	L	10-41	Houston	31,121

## 1968 (5-8-1)

9/14	L	10-24	Houston	40,067
9/21	L	21-47	Oakland	30,021
9/28	L	3-48	Kansas City	28,501
10/6	W	24-7	at Houston	36,109
10/12	T	14-14	Buffalo	28,559
10/20	W	24-22	at Cincinnati	25,936
10/27	L	14-21	at Denver	44,115
11/3	L	28-34	at San Diego	37,281
11/10	W	21-17	at Buffalo	28,759
11/17	L	21-38	Cincinnati	31,747
11/24	W	34-10	at New England	18,305
12/1	L	17-35	at New York Jets	61,766
12/8	W	38-7	New England	24,242
12/15	L	7-31	New York Jets	32,843

## 1969 (3-10-1)

9/14	L	21-27	at Cincinnati	25,335
9/20	L	17-20	at Oakland	50,277
9/28	L	10-22	at Houston	41,086
10/4	T	20-20	Oakland	35,614
10/11	L	14-21	San Diego	34,585
10/19	L	10-17	at Kansas City	49,809
10/26	W	24-6	Buffalo	39,837
11/2	L	31-34	at New York Jets	61,761
11/9	W	17-16	at New England	19,821
11/16	L	3-28	at Buffalo	32,868
11/23	L	7-32	Houston	27,218
11/30	L	23-38	New England (Tampa)	32,121
12/7	W	27-24	Denver	25,332
12/14	L	9-27	New York Jets	48,108

## 1970 (10-4)

9/20	L	14-27	at New England	32,607
9/27	W	20-10	at Houston	39,840
10/3	W	20-13	Oakland	57,140
10/10	W	20-6	at New York Jets	62,712
10/18	W	33-14	at Buffalo	41,312
10/25	L	0-28	Cleveland	75,313
11/1	L	0-35	at Baltimore	60,240
11/8	L	17-24	at Philadelphia	58,171
11/15	W	21-10	New Orleans	42,866
11/22	W	34-17	Baltimore	67,699
11/30	W	20-7	at Atlanta	54,036
12/6	W	37-20	New England	51,032
12/13	W	16-10	New York Jets	75,099
12/20	W	45-7	Buffalo	70,990

## 1971 (10-3-1)

9/19	T	10-10	at Denver	51,200
9/26	W	29-14	at Buffalo	45,139
10/3	L	10-14	New York Jets	70,670
10/10	W	23-13	at Cincinnati	60,099
10/17	W	41-3	New England	58,822
10/24	W	30-14	at New York Jets	62,130
10/31	W	20-14	at Los Angeles	72,903
11/7	W	34-0	Buffalo	61,016
11/14	W	24-21	Pittsburgh	66,435
11/21	W	17-14	Baltimore	75,312
11/29	W	34-3	Chicago	75,312
12/5	L	13-34	at New England	61,457
12/11	L	3-14	at Baltimore	60,238
12/19	W	27-6	Green Bay	76,812

## 1972 (14-0)

9/17	W	20-10	at Kansas City	79,829
9/24	W	34-13	Houston	77,821
10/1	W	16-14	at Minnesota	47,900
10/8	W	27-17	at New York Jets	63,841
10/15	W	24-10	San Diego	80,010
10/22	W	24-23	Buffalo	80,010
10/29	W	23-0	at Baltimore	60,000
11/5	W	30-16	at Buffalo	46,206
11/12	W	52-0	New England	80,010
11/19	W	28-24	New York Jets	80,010
11/27	W	31-10	St. Louis	80,010
12/3	W	37-21	at New England	60,999
12/10	W	23-13	at New York Giants	62,728
12/16	W	16-0	Baltimore	80,010

## 1973 (12-2)

9/16	W	21-13	SAN FRANCISCO	68,275*
9/23	L	7-12	at Oakland	74,121
9/30	W	44-23	NEW ENGLAND	62,508*
10/7	W	31-3	NEW YORK JETS	63,850*
10/15	W	17-9	at Cleveland	72,070
10/21	W	27-6	BUFFALO	65,241*
10/28	W	30-14	at New England	57,617
10/4	W	24-14	at New York Jets	57,591
11/11	W	44-0	BALTIMORE	60,332*
11/18	W	17-0	at Buffalo	77,138
11/22	W	14-7	at Dallas	58,089
12/3	W	30-26	PITTSBURGH	68,901*
12/9	L	3-16	at Baltimore	41,005
12/15	W	34-7	DETROIT	53,375*

\*80,047 tickets sold.

### 1974 (11-3)

9/15	L	24-34	at New England	55,006
9/22	W	24-16	at Buffalo	78,990
9/29	W	28-21	at San Diego	44,706
10/7	W	21-17	NEW YORK JETS	61,527
10/13	L	17-20	at Washington	54,395
10/20	W	9-3	KANSAS CITY	67,779
10/27	W	17-7	BALTIMORE	65,868
11/3	W	42-7	ATLANTA	64,399
11/10	W	21-0	at New Orleans	74,289
11/17	W	35-28	BUFFALO	69,313
11/24	L	14-17	at New York Jets	57,162
12/2	W	24-3	CINCINNATI	71,962
12/8	W	17-16	at Baltimore	34,420
12/15	W	34-27	NEW ENGLAND	56,920



### SUMMARY OF POST-SEASON RESULTS

Team	W	L	T	Pct.	Pts.	Opp.
Baltimore	1	0	0	1.000	21	0
Cincinnati	1	0	0	1.000	34	16
Cleveland	1	0	0	1.000	20	14
Kansas City	1	0	0	1.000	27	24
Minnesota	1	0	0	1.000	24	7
Pittsburgh	1	0	0	1.000	21	17
Washington	1	0	0	1.000	14	7
Oakland	1	2	0	.333	67	59
Dallas	0	1	0	.000	3	24
TOTALS	8	3	0	.727	231	168

### POST SEASON RESULTS

#### 1970 (0-1)

12/2p L 14-21 at Oakland ..... 54,401

#### 1971 (2-1)

12/25p W 27-24 at Kansas City (2 OT) ..... 50,374  
 1/2c W 21-0 Baltimore ..... 78,629  
 1/16sb L 3-24 Dallas (at New Orleans) ..... 81,035

#### 1972 (3-0)

12/24p W 20-14 Cleveland ..... 80,010  
 12/31c W 21-17 at Pittsburgh ..... 50,350  
 1/14sb W 14-7 Washington (at Los Angeles) ..... 90,182

#### 1973 (3-0)

12/23 W 34-16 Cincinnati ..... 80,047\*  
 12/30 W 27-10 Oakland ..... 80,047\*  
 1/13sb W 24-7 Minnesota (at Houston) ..... 68,142\*

#### 1974 (0-1)

12/21p L 26-28 at Oakland ..... 54,020\*

p—Playoff; c—AFC Championship; sb—Super Bowl  
 \*Tickets sold

### SUMMARY OF PRE-SEASON RESULTS

Team	W	L	T	Pct.	Pts.	Opp.
Pittsburgh	1	0	0	1.000	16	10
Buffalo	1	0	1	.750	38	35
San Francisco	1	0	1	.750	34	24
New Orleans	2	1	0	.667	76	53
Atlanta	2	2	0	.500	77	70
Cincinnati	3	3	0	.500	113	114
Denver	1	1	0	.500	35	30
Detroit	1	1	0	.500	51	55
New England	1	1	0	.500	30	19
Philadelphia	1	1	0	.500	33	21
Los Angeles	1	1	0	.500	30	45
Minnesota	2	3	0	.400	67	115
Baltimore	1	2	0	.333	43	58
Washington	1	2	0	.333	72	63
Green Bay	1	2	0	.333	41	34
Chicago	1	1	1	.500	49	32
Kansas City	0	1	0	.000	0	33
New York Jets	0	1	0	.000	14	31
San Diego	0	2	0	.000	29	58
Dallas	0	1	0	.000	23	26
TOTALS	21	26	3	.450	871	926

## PRE-SEASON RESULTS

1966 (0-4)			
8/6	L	10-38	at San Diego ..... 25,712
8/12	L	0-33	Kansas City ..... 36,366
8/20	L	14-31	New York Jets (Jacksonville) ..... 11,508
8/24	L	16-28	Denver (Memphis) ..... 18,106
1967 (2-3)			
7/29	W	19-2	Denver (Akron) ..... 7,000
8/5	W	10-7	Buffalo (Memphis) ..... 21,200
8/12	L	19-20	San Diego ..... 35,871
8/19	L	17-27	Atlanta ..... 50,822
9/2	L	17-20	New Orleans (Charleston, S.C.) ..... 11,214
1968 (2-2-1)			
8/11	T	28-28	Buffalo (Rochester) ..... 11,200
8/17	W	23-7	Philadelphia ..... 41,010
8/23	L	17-19	New England (Jacksonville) ..... 15,003
8/31	L	13-22	Baltimore ..... 68,125
9/7	W	19-13	Atlanta ..... 36,122
1969 (1-5)			
8/2	L	10-45	Minnesota (Tampa) ..... 37,219
8/9	L	10-16	Chicago ..... 51,116
8/16	L	10-14	Philadelphia ..... 32,733
8/23	L	21-28	at Cincinnati ..... 25,122
8/30	L	10-23	Baltimore ..... 56,665
9/6	W	13-0	New England (Birmingham, Ala.) ..... 18,000
1970 (4-2)			
8/8	W	16-10	Pittsburgh (Jacksonville) ..... 13,407
8/15	W	20-10	Cincinnati ..... 60,460
8/22	W	17-7	San Francisco ..... 58,745
8/29	W	20-13	Baltimore ..... 76,712
9/5	L	21-26	Washington (Tampa) ..... 37,151
9/12	L	17-20	Atlanta ..... 50,259
1971 (2-3-1)			
8/7	L	10-27	Cincinnati ..... 61,311
8/13	T	17-17	San Francisco ..... 60,213
8/21	L	7-10	Green Bay (Milwaukee) ..... 47,286
8/28	W	28-24	Detroit ..... 63,082
9/4	W	27-10	Washington ..... 61,202
9/11	L	0-24	at Minnesota ..... 47,900
1972 (3-3)			
8/5	L	23-31	at Detroit ..... 54,192
8/12	L	13-14	Green Bay ..... 75,372
8/19	W	35-17	at Cincinnati ..... 55,808
8/25	W	24-10	Atlanta ..... 75,372
8/31	L	24-27	at Washington ..... 53,039
9/10	W	19-17	Minnesota ..... 75,372
1973 (3-2-1)			
8/4	W	14-13	Cincinnati ..... 80,050
8/11	W	14-13	New Orleans ..... 80,050
8/18	T	9-9	Chicago ..... 80,050
8/24	W	17-14	Los Angeles ..... 80,050
8/31	L	17-20	at Minnesota ..... 47,900
9/6	L	23-26	at Dallas ..... 61,378
1974 (4-2)			
8/3	L	13-19	Cincinnati ..... 32,839
8/10	W	45-20	New Orleans (OB) ..... 41,524
8/19	W	21-9	Minnesota (OB) ..... 58,144
8/24	L	13-31	Los Angeles ..... 71,824
8/30	W	21-10	Green Bay (OB) ..... 54,666
9/7	W	30-7	Chicago ..... 47,158

## ATTENDANCE

Year	Home	Away	Pre-Season	Games	Total
1966	182,431	243,269	91,692	18	517,392
1967	202,849	255,143	126,107	19	584,099
1968	215,980	252,291	171,460	19	639,731
1969	242,815	280,967	220,855	20	744,637
1970	440,139	348,918	296,734	20	1,085,791
1971	484,379	413,166	340,994	20	1,238,539
1972	557,881	421,503	389,155	20	1,368,539
1973(Tix)	560,329	437,631	429,478	20	1,427,438
(Turn.)	442,482	437,631	429,478	20	1,309,591
1974(Tix)	548,628	414,011	363,545	20	1,326,184
(Turn.)	457,768	398,968	306,155	20	1,162,891

## Averages at Home

Year	League	Pre-Season	Games	Over-All
1966	26,062	36,366	8	27,349
1967	28,978	43,346	9	32,171
1968	30,854	48,419	10	36,124
1969	34,688	46,838	10	38,333
1970	62,877	61,544	11	64,210
1971	69,197	61,452	11	66,380
1972	79,697	76,681	10	78,792
1973(Tix)	80,047	80,050	11	80,048
(Turn.)	63,211	80,050	11	69,334
1974(Tix)	78,375	66,089	10	74,690
(Turn.)	65,395	51,445	10	61,210

## Opponents' Highs In Miami\*

	Crowd	Year
Atlanta	76,509	1974
Baltimore	80,047	1973
Buffalo	80,047	1973
Chicago	75,312	1971
Cincinnati	80,045	1974
Cleveland	75,312	1970
Denver	29,381	1967
Detroit	80,047	1973
Green Bay	76,812	1971
Houston	77,821	1972
Kansas City	76,168	1974
New England	80,047	1973
New Orleans	42,886	1970
New York Jets	80,047	1973
Oakland	57,140	1970
Pittsburgh	80,047	1973
St. Louis	80,010	1972
San Diego	80,010	1972
San Francisco	80,047	1973

\*Tickets sold.

## Dolphins' Highs On the Road\*

	Crowd	Year
Atlanta	54,036	1970
Baltimore	60,328	1971
Buffalo	80,020	1974
Cincinnati	60,099	1971
Cleveland	72,070	1973
Dallas	58,089	1973
Denver	51,200	1971
Houston	41,096	1969
Kansas City	79,829	1972
Los Angeles	72,903	1971
Minnesota	47,900	1972
New England	61,457	1971
New Orleans	74,289	1974
New York Jets	63,841	1972
N.Y. Giants	62,728	1972
Oakland	50,277	1969
	74,121	1973
Philadelphia	58,171	1971
San Diego	45,098	1974
Washington	54,395	1974

\*At Berkeley, Calif.



## AWARDS

### 1966

Most Valuable Player—Joe Auer, running back  
 Best Offensive Back—Joe Auer, running back  
 Best Offensive Lineman—Tom Goode, center  
 Best Defensive Lineman—Ed Cooke, end  
 Best Defensive Back—Willie West, safety  
 Rookie of the Year—Frank Emanuel, linebacker  
 Most Courageous—George Wilson, head coach

### 1967

Most Valuable Player—Bob Griese, quarterback  
 Best Offensive Back—Bob Griese, quarterback  
 Best Offensive Lineman—Norm Evans, tackle  
 Best Defensive Lineman—Ray Jacobs, tackle  
 Best Defensive Back—Jimmy Warren, cornerback  
 Rookie of the Year—Jack Clancy, split end  
 Most Courageous—John Bramlett, linebacker

### 1968

Most Valuable Player—Bob Griese, quarterback  
 Best Offensive Back—Karl Noonan, wide receiver  
 Best Offensive Lineman—Norm Evans, tackle  
 Best Defensive Lineman—Manny Fernandez, end  
 Best Defensive Back—Jimmy Warren, cornerback  
 Rookie of the Year—Jim Kiick, running back  
 Most Courageous—Howard Twilley, wide receiver

### 1969

Most Valuable Player—Nick Buoniconti, linebacker  
 Best Offensive Back—Jim Kiick, running back  
 Best Offensive Lineman—Tom Goode, center  
 Best Defensive Lineman—Manny Fernandez, tackle  
 Best Defensive Back—Ed Weisacosky, linebacker  
 Rookie of the Year—Bill Stanfill, defensive end  
 Biggest Surprise of Year—Lloyd Mumphord, defensive back

### 1970

Most Valuable Player—Bob Griese, quarterback, and Paul Warfield, wide receiver  
 Best Offensive Backs—Larry Csonka and Jim Kiick, running backs  
 Best Offensive Lineman—Larry Little, guard  
 Best Defensive Lineman—Manny Fernandez, tackle  
 Best Defensive Back—Nick Buoniconti, linebacker  
 Rookie of the Year—Jake Scott, safety

### 1971

Most Valuable Player—Bob Griese, quarterback  
 Best Offensive Back—Larry Csonka, running back  
 Best Offensive Lineman—Larry Little, guard  
 Best Wide Receiver—Paul Warfield  
 Best Defensive Lineman—Manny Fernandez, tackle  
 Best Defensive Back—Jack Scott, safety  
 Best Linebacker—Nick Buoniconti

### 1972

Most Valuable Player—Earl Morrall, quarterback  
 Best Offensive Back—Larry Csonka, running back  
 Best Offensive Lineman—Larry Little, guard  
 Best Wide Receiver—Paul Warfield  
 Best Defensive Lineman—Manny Fernandez, tackle  
 Best Defensive Back—Dick Anderson, safety  
 Best Linebacker—Nick Buoniconti

### 1973

Most Valuable Player—Larry Csonka, running back  
 Best Offensive Back—Larry Csonka, running back  
 Best Offensive Lineman—Jim Langer, center  
 Best Wide Receiver—Paul Warfield  
 Best Defensive Lineman—Manny Fernandez, tackle  
 Best Defensive Back—Dick Anderson, Safety  
 Best Linebacker—Nick Buoniconti

### 1974

Most Valuable Player—Bob Griese, quarterback  
 Best Offensive Back—Larry Csonka, running back  
 Best Offensive Lineman—Jim Langer, center  
 Best Wide Receiver—Nat Moore, wide receiver  
 Best Defensive Lineman—Vern Den Herder, defensive end  
 Best Defensive Back—Curtis Johnson, cornerback  
 Best Linebacker—Nick Buoniconti, linebacker  
 Rookie of the Year—Nat Moore, wide receiver

## THIRD DOWN AWARD

(Sponsored by Newspaper Enterprise Association and awarded to Most Valuable Player, according to vote of teammates.)

1966 Willie West, defensive back  
 1967 Tom Goode, center  
 1968 Bob Griese, quarterback  
 1969 Nick Buoniconti, linebacker  
 1970 Paul Warfield, wide receiver  
 1971 Larry Csonka, running back  
 1972 Larry Csonka, running back  
 1973 Nick Buoniconti, linebacker  
 1974 Bob Griese, quarterback

## DOLPHINS VEEPS MOST VALUABLE PLAYER

1966 Joe Auer, running back  
 1967 Bob Griese, quarterback  
 1968 Jim Kiick, running back (offense) and Dick Anderson, safety (defense)  
 1969 Nick Buoniconti, linebacker

## LES BINGAMAN MEMORIAL AWARD

(Presented by the Dolphins Veeps to the outstanding lineman.)

1970 Manny Fernandez, defensive tackle  
 1971 Larry Little, offensive guard

## ROBERT KING HIGH MEMORIAL TROPHY

(Awarded by Dolphins' Quarterback Club to player selected as team's "Unsung Hero.")

1967 Billy Neighbors, guard  
 1968 Randall Edmunds, linebacker  
 1969 Larry Seiple, tight end-punter  
 1970 Norm Evans, offensive tackle  
 1971 Garo Yepremian, kicker

## WIOD-RICK WEAVER SPECIAL TEAMS AWARD

(Presented by Dolphins radio broadcast station and play-by-play announcer to Outstanding Special Teams performer.)

1972 Lloyd Mumphord  
 1973 Bruce Bannon  
 1974 Don Nottingham

## GERALD MEMORIAL AWARD

Players regularly assigned to training camp  
 named as the outstanding rookie in camp.

- 1968 Lloyd Mumford, defensive back
- 1969 Mike Kolen, linebacker
- 1970 Otto Stowe, wide receiver
- 1971 Charles Babb, defensive back
- 1972 Bo Fisher, wide receiver
- 1973 Nat Moorß, wide receiver



## ALL-LEAGUE HONORS

- 1969 **NICK BUONICONTI** (linebacker) **All-AFL** (Consensus) (Also named middle linebacker of the All-Time AFL team by the Pro Football Hall of Fame)
- 1970 **DON SHULA** (head coach) **Coach-of-the-Year** (Sporting News, Pro Football Weekly)  
**LARRY CSONKA** (running back) **All-AFL** (Pro Football Weekly, UPI second team)  
**MANNY FERNANDEZ** (defense tackle) **All-AFC** (NEA second team)  
**BOB GRIESE** (quarterback) **All-AFC** (Sporting News, NEA second team)  
**LARRY LITTLE** (guard) **Best Offensive Lineman in AFC** (NFL Players' Association.)  
**JAKE SCOTT** (safety) **All-AFC** (Football News, Pro Football Weekly Rookie Team)  
**DOUG SWIFT** (linebacker) **All-AFC** (Pro Football Weekly Rookie Team)  
**PAUL WARFIELD** (wide receiver) **All-AFC** (Sporting News, NEA second team)
- 1971 **LARRY CSONKA** (running back) **All-NFL** (AP, PFWA, FN; PFW special mention); **All-AFC** (AP, UPI, SN)  
**BOB DeMARCO** (center) **All-AFC** (UPI second team)  
**MANNY FERNANDEZ** (defensive tackle) **All-AFC** (SN, UPI second team)  
**BOB GRIESE** (quarterback) **Player-of-Year** (NFL; NEA Jim Thorpe Award; Sport Magazine Top Performer in NFL; New York and Boston branches, PFWA, Kansas City 101 Club; Best Passer in AFC, NFL Players' Association); **All-NFL** (Consensus); **All-AFC** (AP, UPI, SN, PFW)  
**LARRY LITTLE** (guard) **Best Offensive Lineman in AFC** (NFL Players' Association); **All-NFL** (PFWA, AP, PFW); **All-AFC** (AP, UPI, SN, PFW)  
**MERCURY MORRIS** (kick return-running back) **Best Kickoff Returner in AFC** (NFL Players' Association)  
**JAKE SCOTT** (safety) **All-NFL** (FN); **All-AFC** (AP, UPI)  
**BILL STANFILL** (defensive end) **All-AFC** (UPI)  
**PAUL WARFIELD** (wide receiver) **All-NFL** (Consensus); **All-AFC** (AP, UPI, SN, PFW)  
**GARO YEPREMIAN** (kicker) **All-NFL** (AP, PFWA, PFW, FN); **All-AFC** (PFW, SN); **Best Kicker in NFL** (PFW Golden Toe Award); in AFC (NFL Players' Association)  
**COACH DON SHULA: Coach-of-the-Year** (NFL: FN, Boston PFWA; AFC: PFWA, UPI, Kansas City 101 Club)
- (Consensus—AP, UPI, PFWA, PFW, FN)
- 1972 **DICK ANDERSON** (safety) **All-NFL** (AP, PFWA, NEA); **All-AFC** (AP, UPI, SN)  
**NICK BUONICONTI** (linebacker) **All-NFL** (FN); **All-AFC** (AP); **All-NFL second team** (AP, PFWA); **All-AFC second team** (UPI)  
**LARRY CSONKA** (running back) **Player-of-Year** (Miami Touchdown Club); **All-NFL** (PFW, FN); **All-AFC** (AP, SN, UPI); **All-NFL second team** (AP, PFWA)  
**VERN DEN HERDER** (defensive end) **All-AFC** (AP); **All-NFL second team** (FN)  
**MANNY FERNANDEZ** (defensive tackle) **All-AFC second team** (UPI)  
**LARRY LITTLE** (guard) **All-NFL** (AP, FN, PFWA, NEA, PFW); **Offensive Lineman-of-Year** (PFWA, Wisconsin chapter); **All-AFC** (AP, UPI, SN)  
**EARL MORRALL** (quarterback) **AFC Player-of-Year** (SN)

(Continued)

Long Island Athletic Club); **All-NFL** (AP); **Comeback-of-Year** (PFW); **All-AFC** (AP); **All-NFL second team** (NEA) Victor Award (City of Hope)

**JAKE SCOTT** (safety) **All-NFL** (FN, PFW); **All-AFC** (AP, UPI, SN); **All-NFL second team** (AP, PFWA, NEA); **Outstanding Player of Super Bowl** (Kansas City 101 Club)

**BILL STANFILL** (defensive end) **All-NFL** (AP); **All-AFC** (AP, UPI, SN)

**PAUL WARFIELD** (wide receiver) **All-NFL** (NEA); **All-AFC** (AP, SN); **All-NFL second team** (AP); **All-AFC second team** (UPI)

**COACH DON SHULA: NFL Coach-of-Year** (AP, SN, FN, PFW, Columbus, O., Touchdown Club); **AFC Coach-of-Year** (PFWA, Kansas City 101 Club); **Super Bowl Super-man** (PFWA, New York chapter)

**JOSEPH ROBBIE** (managing general partner) **Pro Football Executive-of-Year** (Long Island Athletic Club)

In addition, seven players were given honorable mention on the UPI All-AFC team: tackle Doug Crusan, Den Herder, tackle Norm Evans, cornerback Tim Foley, linebacker Mike Kolen, guard Bob Kuechenberg and Morrall.

1973 **DICK ANDERSON** (safety) **All-NFL** (PFWA, NEA, PFW, AP, FN); **All-AFC** (PFW, AP, SN, UPI).

**NICK BUONICONTI** (middle linebacker) **All-NFL** (PFW second team); **All-AFC** (PFW second team, UPI second team).

**LARRY CSONKA** (running back) **All-NFL** (PFW, FN, AP, NEA second team); **All-AFC** (PFW, AP, UPI, SN).

**NORM EVANS** (tackle) **All-AFC** (AP, PFW second team, UPI second team).

**MANNY FERNANDEZ** (defensive tackle) **All-NFL** (NEA second team); **All-AFC** (PFW second team, UPI second team).

**BOB GRIESE** (quarterback) **All-AFC** (SN, PFW second team, UPI second team).

**BOB KUECHENBERG** (guard) **All-AFC** (PFW second team).

**JIM LANGER** (center) **All-NFL** (PFW second team); **All-AFC** (PFW, UPI, SN).

**LARRY LITTLE** (guard) **All-NFL** (PFWA, NEA, PFW, AP, FN); **All-AFC** (PFW, AP, UPI, SN).

**MERCURY MORRIS** (running back) **All-AFC** (PFW second team, UPI second team).

**JAKE SCOTT** (safety) **All-NFL** (PFWA, AP, NEA second team, FN second team); **All-AFC** (AP, UPI, SN, PFW second team).

**LARRY SEIPLE** (punter) **All-NFL** (FN second team).

**BILL STANFILL** (defensive end) **All-NFL** (PFWA, NEA, PFW second team, FN second team); **All-AFC** (PFW, AP, UPI, SN).

**DOUG SWIFT** (linebacker) **All-AFC** (PFW second team).

**PAUL WARFIELD** (wide receiver) **All-NFL** (AP, PFWA second team, NEA second team, PFW second team, FN second team); **All-AFC** (PFW, AP, UPI, SN).

**GARO YEPREMIAN** (place kicker) **All-NFL** (PFW, NEA, AP); **All-AFC** (PFW, AP, SN).

**COACH DON SHULA: NFL Coach of the Year**, Football News.

**JOSEPH ROBBIE** (managing general partner) **Timmie Award** (Touchdown Club of Washington, D.C., Board of Governors Award presented to Miami Dolphins for extraordinary achievement, NFL 1970-73, 54 wins, 11 losses, 1 tie).

1974 **DICK ANDERSON** (safety) **All-NFL** (NEA, PFWA second team); **All-AFC** (SN).

(Continued)

**NORM EVANS** (tackle) **All-AFC** (SN).

**BOB KUECHENBERG** (guard) **All-AFC** (PFW).

**JIM LANGER** (center) **All-NFL** (PFWA, NEA, AP); **All-AFC** (AP, UPI, SN, PFW).

**LARRY LITTLE** (guard) **All-NFL** (PFWA, AP); **All-AFC** (AP, UPI, SN).

**NAT MOORE** (wide receiver) **All-Rookie** (PFW).

**JAKE SCOTT** (safety) **All-NFL** (AP); **All-AFC** (AP, PFW).

**BILL STANFILL** (defensive end) **All-NFL** (PFWA second team, NEA second team); **All-AFC** (AP, UPI, SN).

**PAUL WARFIELD** (wide receiver) **All-AFC** (PFW).

Key—PFW — Pro Football Weekly; PFWA — Pro Football Writers Association; SN — Sporting News; FN — Football News; AP — Associated Press; UPI — United Press International; NEA — Newspaper Enterprise Association

## DOLPHINS IN ALL-STAR GAMES AMERICAN FOOTBALL LEAGUE

- 1966 Ed Cooke, Tom Erlandson, Jimmy Warren, Willie West
- 1967 John Bramlett, Jack Clancy, Bob Griese, Dick Westmoreland
- 1968 Bob Griese, Jim Kiick, Karl Noonan
- 1969 Nick Buoniconti, Tom Goode, Jim Kiick, Larry Little, Bill Stanfill, Coach George Wilson

### AFC-NFC PRO-BOWL

- 1970 Larry Csonka, Bob Griese, Paul Warfield
- 1971 Larry Csonka, Bob Griese, Larry Little, Mercury Morris, Jake Scott, Bill Stanfill, Paul Warfield
- 1972 Dick Anderson, Nick Buoniconti, Larry Csonka, Norm Evans, Larry Little, Mercury Morris, Jake Scott, Bill Stanfill, Paul Warfield
- 1973 Dick Anderson, Nick Buoniconti, Larry Csonka, Bob Griese, Jim Langer, Larry Little, Wayne Moore, Mercury Morris, Jake Scott, Bill Stanfill, Paul Warfield, Garo Yepremian.
- 1974 Dick Anderson, Larry Csonka, Norm Evans, Bob Griese, Bob Kuechenberg, Jim Langer, Larry Little, Bill Stanfill, Paul Warfield; Jake Scott: Selected but unable to participate.

### COLLEGE ALL-STAR

- 1966 Frank Emanuel
- 1967 Jack Clancy, Bob Griese, Jim Riley
- 1968 Jim Cox, Larry Csonka (voted game's most outstanding player), Jim Kiick
- 1969 Bob Heinz, Bill Stanfill
- 1971 Ron Dickerson
- 1972 Mike Kadish
- 1973 (None selected)
- 1974 Donald Reese, Benny Malone, Jeris White (1974 game suspended due to NFLPA strike)
- 1975 Darryl Carlton, Freddie Solomon, Stan Winfrey.

### COACHES ALL-AMERICA

- 1966 Frank Emanuel, Bob Petrella, Hal Wantland
- 1967 Tom Beier, Jon Brittenum (voted game's most outstanding player), Bob Griese, Jim Riley
- 1968 Dick Anderson (voted Ernie Davis Memorial Award for general excellence), Doug Crusan, Larry Csonka (voted game's most outstanding player), Jimmy Keyes
- 1971 Bob Richards, Otto Stowe
- 1972 Bill Armstrong
- 1973 (None selected)
- 1974 Donald Reese, Tom Wickert
- 1975 Freddie Solomon, Stan Winfrey, Barry Hill, Phillip Kent.

## MILESTONE PERFORMANCES

### MIAMI 100-YARD RECEIVING GAMES

Player	Date	Opponent	No.	Yds.	TD	L.
Bo Roberson	9/18/66	Buffalo	5	128	1	54t
Joe Auer	11/27/66	New England	6	112	1	25t
Bo Roberson	12/4/66	Denver	6	161	0	71
Frank Jackson	12/18/66	Houston	4	110	1	48t
Joe Auer	9/17/67	Denver	2	113	1	68t
Jack Clancy	10/8/67	Kansas City	6	102	0	28
Jack Clancy	11/19/67	Oakland	8	114	0	39
Jack Clancy	12/3/67	Houston	7	126	1	44t
Karl Noonan	9/14/68	Houston	7	104	1	44
Howard Twilley	11/3/68	San D'ego	7	124	1	38
Larry Seiple	11/2/69	New York Jets	7	102	2	29t
Larry Seiple	11/16/69	Buffalo	8	106	0	25
Paul Warfield	10/3/70	Oakland	3	120	2	54t
Paul Warfield	10/10/70	New York Jets	5	122	1	40
Paul Warfield	9/19/71	Denver	6	146	1	36
Paul Warfield	10/3/71	New York Jets	5	117	0	32
Paul Warfield	10/31/71	Los Angeles	3	108	1	74t
Paul Warfield	11/14/71	Pittsburgh	3	158	3	86t
Marlin Briscoe	11/12/72	New England	4	128	2	51t
Otto Stowe	11/27/72	St. Louis	6	140	2	37t
Paul Warfield	12/10/72	New York Giants	4	132	1	44
Paul Warfield	12. 15. 73	Detroit	6	103	4	29
Paul Warfield	9/15/74	New England	5	104	0	39
Marlin Briscoe	9/15/74	New England	9	113	1	20
Jim Mandich	9/29/74	San Diego	4	101	0	44
Paul Warfield	11/17/74	Buffalo	4	139	1	54
Melvin Baker	12/15/74	New England	4	121	2	46t

### MIAMI 300-YARD PASSING GAMES

Player	Date	Opponent	Att.	Com.	Yds.	TD	L.	Int.
John Stofa	12/18/66	Houston	38	22	307	4	48t	2
Bob Griese	9/14/69	Cincinnati	39	19	327	1	50	2

### MIAMI 100-YARD RUSHING GAMES

Player	Date	Opponent	Att.	Yds.	TD	Long
Abner Haynes	9/17/67	Denver	12	151	2	65t
Jim Kiick	10/6/68	Houston	26	104	0	12
Jim Kiick	11/10/68	Buffalo	23	111	1	25
Jim Kiick	11/2/69	New York Jets	15	106	0	27
Larry Csonka	11/9/69	New England	16	121	1	54t
Larry Csonka	11/30/70	Atlanta	19	108	1	18
Larry Csonka	12/6/70	New England	21	115	1	30
Larry Csonka	9/26/71	Buffalo	20	103	1	17
Jim Kiick	9/26/71	Buffalo	20	108	0	16
Larry Csonka	10/24/71	New York Jets	20	137	2	21
Jim Kiick	10/24/71	New York Jets	17	121	0	24
Mercury Morris	11/7/71	Buffalo	13	116	1	45
Larry Csonka	11/29/71	Chicago	16	104	1	19
Larry Csonka	9/17/72	Kansas City	21	118	1	17
Larry Csonka	10/8/72	New York Jets	18	102	0	15
Larry Csonka	10/22/72	Buffalo	18	107	1	21
Mercury Morris	11/5/72	Buffalo	11	106	2	33
Mercury Morris	11/19/72	New York Jets	23	107	2	20
Larry Csonka	11/27/72	St. Louis	16	114	0	20
Mercury Morris	12/3/72	New England	15	113	0	20
Larry Csonka	9/16/73	San Francisco	22	104	0	25
Mercury Morris	9/30/73	New England	15	197	3	70
Larry Csonka	10/15/73	Cleveland	21	114	2	13
Mercury Morris	10/28/73	New England	14	100	1	11
Larry Csonka	11/4/73	New York Jets	19	107	0	16
Mercury Morris	11/11/73	Baltimore	12	144	2	53

Larry Csonka	9/29/74	San Diego	21	106	2	14
Benny Malone	10/27/74	Baltimore	19	104	1	23
Don Nottingham	10/27/74	Baltimore	19	102	1	24
Benny Malone	11/3/74	Atlanta	24	108	1	13
Larry Csonka	12/2/74	Cincinnati	24	123	0	24
Benny Malone	12/8/74	Baltimore	17	104	0	17



## LONG PLAYS BY YEARS

Run from Scrimmage			Punt Returns		
1966	Joe Auer	41	1966	Joe Auer	56
1967	Abner Haynes	65t	1967	Abner Haynes lateral from Joe Auer	31
1968	Larry Csonka	40	1968	Eugene Milton	26
1969	Larry Csonka	54t	1969	Mercury Morris	38
1970	Jim Kiick	56	1970	Jake Scott	77t
1971	Mercury Morris	51	1971	Dick Anderson	47
1972	Larry Csonka	45	1972	Charlie Leigh	27
1973	Mercury Morris	70t	1973	Jake Scott	33
1974	Hubert Ginn	41t	1974	Nat Moore	42

Punt			Kickoff Returns		
1966	George Wilson Jr.	63	1966	Joe Auer	95t
1967	Larry Seiple	70	1967	Bobby Neff	69
1968	Larry Seiple	60	1968	Bobby Neff	95
1969	Larry Seiple	66	1969	Mercury Morris	105t
1970	Larry Seiple	67	1970	Mercury Morris	96t
1971	Larry Seiple	73	1971	Mercury Morris	94t
1972	Larry Seiple	54	1972	Charlie Leigh	45
1973	Larry Seiple	57	1973	Charlie Leigh	51
1974	Larry Seiple	60	1974	Benny Malone	73

Field Goal			Interception Return		
1966	Gene Mingo	47	1966	Jimmy Warren	70t
1967	Booth Lusteg	48	1967	Tom Erlandson	37
1968	Jimmy Keyes	31	1968	Dick Anderson	96t
1969	Karl Kremser	39	1969	Lloyd Mumphord	51
1970	Garó Yepremian	47	1970	Dick Anderson	86
1971	Garó Yepremian	48	1971	Curtis Johnson	34
1972	Garó Yepremian	54	1972	Jake Scott	31
1973	Garó Yepremian	53	1973	Dick Anderson	38t
1974	Garó Yepremian	43	1974	Jake Scott	30

Pass Play		
1966	George Wilson Jr. to Bo Roberson	80t
1967	Bob Griese to Joe Auer	68t
1968	Rick Norton to Larry Csonka	65
1969	Bob Griese to Jim Kiick	53t
1970	Bob Griese to Paul Warfield; Bob Griese to Larry Csonka	54
1971	Bob Griese to Paul Warfield	86t
1972	Jim Del Gaizo to Marlin Briscoe	51t
1973	Earl Morrall to Marlin Briscoe	53
1974	Bob Griese to Paul Warfield	54

## INDIVIDUAL RECORDS

### SERVICE

**MOST SEASONS, MOST CONSECUTIVE SEASONS**  
 9 Norm Evans, Howard Twilley, both 1966-74  
 8 Bob Griese, Larry Seiple, 1967-74

### MOST GAMES

124 Norm Evans, 1966-74  
 108 Larry Seiple 1967-74  
 98 Howard Twilley 1966-74

### MOST CONSECUTIVE GAMES

98 Dick Anderson, 1968-74

### SCORING

#### MOST POINTS, LIFETIME

509 Garó Yepremian, 1970-74

#### MOST POINTS, SEASON

117 Garó Yepremian, 1971

#### MOST POINTS, GAME

24 Paul Warfield (vs. Detroit, 12/15/73)

#### MOST CONSECUTIVE GAMES SCORING

63 Garó Yepremian, 1970-73 (last 7 of 1970, all in 71, 72, 73, 74)

### TOUCHDOWNS

#### MOST TOUCHDOWNS, LIFETIME

44 Larry Csonka, 1968-74 (41 rushing, 3 receiving)  
 33 Paul Warfield, 1970-74 (33 receiving)

#### MOST TOUCHDOWNS, SEASON

12 Mercury Morris, 1972

#### MOST TOUCHDOWNS, GAME

4 Paul Warfield (vs. Detroit 12/15/73)

#### MOST CONSECUTIVE GAMES SCORING TOUCHDOWNS

6 Paul Warfield, 1971 (Cincinnati-Pittsburgh)

### POINTS AFTER TOUCHDOWN

#### MOST PAT ATTEMPTED, LIFETIME

190 Garó Yepremian, 1970-74

#### MOST PAT ATTEMPTED, SEASON

45 Garó Yepremian, 1972

#### MOST PAT ATTEMPTED, GAME

7 Garó Yepremian, 1972 (vs. New England 11/12)

#### MOST PAT MADE, LIFETIME

188 Garó Yepremian, 1970-73 (of 190)

#### MOST PAT MADE, SEASON

43 Garó Yepremian, 1972 (of 45)

43 Garó Yepremian, 1974 (of 43)

#### MOST PAT MADE, GAME

7 Garó Yepremian, 1972 (vs. New England 11/12)

#### MOST CONSECUTIVE PAT MADE

107 Garó Yepremian, 1972-74 (last 8 games in 72, all in 73, 74)

### TWO POINT CONVERSIONS

**MOST RUSHING PLAYS MADE, LIFETIME, SEASON, GAME**  
 1 George Wilson Jr., 1966 (vs. Kansas City 12/11)

**MOST PASS PLAYS MADE, LIFETIME, SEASON, GAME**

1 Billy Joe from George Wilson Jr., 1966 (vs. Houston 12/18)

## FIELD GOALS

- MOST FIELD GOALS ATTEMPTED, LIFETIME**  
157 Garo Yepremian, 1970-74
- MOST FIELD GOALS ATTEMPTED, SEASON**  
40 Garo Yepremian, 1971
- MOST FIELD GOALS ATTEMPTED, GAME**  
6 Garo Yepremian, 1971 (at Buffalo 9/26)
- MOST FIELD GOALS MADE, LIFETIME**  
107 Garo Yepremian, 1970-74 (of 157)
- MOST FIELD GOALS MADE, SEASON**  
28 Garo Yepremian, 1971 (of 40)
- MOST FIELD GOALS MADE, GAME**  
5 Garo Yepremian, 1971 (at Buffalo 9/26)
- MOST CONSECUTIVE GAMES, FIELD GOALS MADE**  
20 Garo Yepremian, 1970-72 (last 5 of 1970, all of 1971, 1 of 1972)
- MOST CONSECUTIVE FIELD GOALS MADE**  
8 Garo Yepremian, 1970-71 (15, 39, 30, 40, 13, 21, 43, 22)
- HIGHEST PERCENTAGE, SEASON**  
75.8 Garo Yepremian, 1970 (22 of 29)
- HIGHEST PERCENTAGE, LIFETIME (Min. 25)**  
68.2 Garo Yepremian, 1970-74 (107 of 157)
- LONGEST FIELD GOAL ATTEMPTED**  
57 Garo Yepremian, 1972 (at Kansas City 9/17)
- LONGEST FIELD GOAL MADE**  
54 Garo Yepremian, 1972 (vs. Buffalo 10/22)

## RUSHING

- MOST ATTEMPTS, LIFETIME**  
1,286 Larry Csonka, 1968-74  
997 Jim Kiick, 1968-74
- MOST ATTEMPTS, SEASON**  
219 Larry Csonka, 1973  
213 Larry Csonka, 1972
- MOST ATTEMPTS, GAME**  
26 Mercury Morris, 1972 (vs. Baltimore 12, 16), Jim Kiick, 1970 (at New York Jets 10/10), Larry Csonka and Jim Kiick, 1968 (both at Houston 10/6)
- MOST YARDS GAINED, LIFETIME**  
5,900 Larry Csonka, 1968-74  
3,644 Jim Kiick, 1968-74
- MOST YARDS GAINED, SEASON**  
1,117 Larry Csonka, 1972
- MOST YARDS GAINED, GAME**  
197 Mercury Morris, 1973 (vs. New England 9/30)
- MOST GAMES 100+ YARDS, LIFETIME**  
15 Larry Csonka, 1968-74
- MOST GAMES 100+ YARDS, SEASON**  
4 Larry Csonka, 1972
- LONGEST RUN FROM SCRIMMAGE**  
70 Mercury Morris, 1973 (vs. New England, 9/30)  
70 Mercury Morris, 1973 (vs. Cleveland 10/15)

## AVERAGE GAIN RUSHING

- HIGHEST AVERAGE GAIN, LIFETIME (200 ATT.)**  
5.6 Mercury Morris, 1969-74 (535 for 3002)  
4.6 Larry Csonka, 1968-74 (1286 for 5900)
- HIGHEST AVERAGE GAIN, SEASON (100 ATT.)**  
6.4 Mercury Morris, 1973 (149 for 954)  
5.4 Larry Csonka, 1971 (195 for 1051)
- HIGHEST AVERAGE GAIN, SEASON (50-99 ATT.)**  
6.8 Mercury Morris, 1970 (60 for 409)

**HIGHEST AVERAGE GAIN, SEASON (49-LESS)**  
48.0 Frank Jackson, 1967 (1 for 48)

**HIGHEST AVERAGE GAIN, GAME (10 ATT.)**  
13.1 Mercury Morris, 1973 (vs. New England 9/30 - 15 for 197)

**HIGHEST AVERAGE GAIN, GAME (5-9 ATT.)**  
17.0 Mercury Morris, 1971 (vs. New England 10/17 - 5 for 85)

**HIGHEST AVERAGE GAIN, GAME (4-LESS)**  
48.0 Frank Jackson, 1967 (at Oakland 11/19 - 1 for 48)

## TOUCHDOWNS RUSHING

- MOST TOUCHDOWNS RUSHING, LIFETIME**  
41 Larry Csonka, 1968-74
- MOST TOUCHDOWNS RUSHING, SEASON**  
12 Mercury Morris, 1972
- MOST TOUCHDOWNS RUSHING, GAME**  
3 Don Nottingham, 1974 (vs. Atlanta 11-3)  
Mercury Morris, 1973 (vs. New England 9/30), 1972 (vs. New England 11/12), Jim Kiick, 1970 (vs. Buffalo 12/20)
- MOST CONSECUTIVE GAMES, TOUCHDOWNS RUSHING**  
5 Mercury Morris, 1972 (vs. Buffalo-New York Jets)

## PASSING

- MOST ATTEMPTS, LIFETIME**  
2,014 Bob Griese, 1967-74
- MOST ATTEMPTS, SEASON**  
355 Bob Griese, 1968
- MOST ATTEMPTS, GAME**  
53 Dick Wood, 1966 (vs. New England 11/27)
- MOST COMPLETIONS, LIFETIME**  
1,081 Bob Griese, 1967-74
- MOST COMPLETIONS, SEASON**  
186 Bob Griese, 1968 (of 355)
- MOST COMPLETIONS, GAME**  
23 Bob Griese, 1968 (vs. Oakland 9/21 - of 40 att.)
- MOST CONSECUTIVE COMPLETIONS**  
10 Bob Griese, 1969 (vs. San Diego 10/11)

## COMPLETION PERCENTAGE

- COMPLETION PERCENTAGE, LIFETIME (300 ATT.)**  
53.7 Bob Griese, 1967-74 (1,081 of 2,014)
- COMPLETION PERCENTAGE, LIFETIME (100-299 ATT.)**  
53.2 Earl Morrall, 1972-73 (100 of 188)
- COMPLETION PERCENTAGE, LIFETIME (99-LESS)**  
100.0 Larry Seiple, 1967-72 (3 of 3), Marlin Briscoe, 1972 (3 of 3), Jim Kiick 1974 (1 of 1), Nat Moore 1974 (1 of 1)  
55.6 Jim Del Gaizo, 1972 (5 of 9)
- COMPLETION PERCENTAGE, SEASON (100 ATT.)**  
60.1 Bob Griese 1974 (152 of 253)
- COMPLETION PERCENTAGE, SEASON (33-99 ATT.)**  
54.6 Bob Griese, 1972 (53 of 97)
- COMPLETION PERCENTAGE, SEASON (32-LESS)**  
100.0 Marlin Briscoe, 1972 (3 of 3), John Stofa, 1967 (2 of 2), Larry Seiple, 1967 (2 of 2), Jim Kiick 1974 (1 of 1), Nat Moore 1974 (1 of 1)  
63.0 Earl Morrall 1974 (17 of 27)  
60.9 John Stofa, 1969 (14 of 23)
- COMPLETION PERCENTAGE, GAME (20 ATT.)**  
81.0 Bob Griese, 1967 (vs. New York Jets 10/22—17 of 21)
- COMPLETION PERCENTAGE, GAME (7-19 ATT.)**  
80.0 Earl Morrall, 1972 (vs. San Diego 10/15—8 of 10)
- COMPLETION PERCENTAGE, GAME (2-6 ATT.)**  
100.0 George Wilson Jr., 1966 (at Houston 10/23—4 of 4)

## PASSING YARDAGE

- MOST YARDS, LIFETIME**  
14,309 Bob Griese, 1967-74
- MOST YARDS, SEASON**  
2473 Bob Griese, 1968
- MOST YARDS, GAME**  
327 Bob Griese, 1969 (at Cincinnati 9/14)
- MOST GAMES 200+ YARDS, LIFETIME**  
23 Bob Griese, 1967-74
- MOST GAMES 200+ YARDS, SEASON**  
6 Bob Griese, 1968
- LONGEST PASS**  
86t Bob Griese to Paul Warfield, 1971 (vs. Pittsburgh 11/14)

## TOUCHDOWNS PASSING

- MOST TOUCHDOWNS, LIFETIME**  
114 Bob Griese, 1968-74
- MOST TOUCHDOWNS, SEASON**  
21 Bob Griese, 1968
- MOST TOUCHDOWNS, GAME**  
4 Bob Griese (vs. New England 10/17/71, at New York Jets, 11/2/69, vs. Detroit 12/15/73), John Stofa (vs. Houston 12/18/66)
- MOST CONSECUTIVE GAMES, TOUCHDOWN PASSES**  
8 Bob Griese, 1967-68 (final 6 of 1967, first 2 of 1968)  
7 Earl Morrall, 1972 (final 7 games)
- MOST CONSECUTIVE PASSES FOR TOUCHDOWNS**  
3 Bob Griese, 1971 (vs. New England 10/17)

## INTERCEPTIONS

- LOWEST INTERCEPTION FREQUENCY, LIFETIME (300 ATT.)**  
5.0 Bob Griese, 1967-74 (103 of 2014)
- LOWEST INTERCEPTION FREQUENCY, LIFETIME (100-299 ATT.)**  
4.4 John Stofa, 1966-70 (6 of 135)
- LOWEST INTERCEPTION FREQUENCY, LIFETIME (3-99)**  
0.0 Larry Seiple, 1967-72 (0 of 3), Marlin Briscoe, 1972-74 (0 of 4), Nat Moore, 1974 (0 of 1)
- LOWEST INTERCEPTION FREQUENCY, SEASON (100 ATT.)**  
3.5 Bob Griese, 1971 (9 of 263)
- LOWEST INTERCEPTION FREQUENCY, SEASON (33-99)**  
3.5 John Stofa, 1966 (2 of 57)
- LOWEST INTERCEPTION FREQUENCY, SEASON (3-32)**  
0.0 Marlin Briscoe, 1972 (0 of 3)
- LOWEST INTERCEPTION FREQUENCY, GAME (MOST ATT.)**  
0.0 Rick Norton, 1969 (at Buffalo 11/16—0 of 41)
- MOST CONSECUTIVE ATTEMPTS, NONE INTERCEPTED**  
122 Bob Griese, 1967
- MOST CONSECUTIVE GAMES, NONE INTERCEPTED**  
4 Bob Griese, 1971 (65 att.)
- MOST INTERCEPTED, LIFETIME**  
103 Bob Griese, 1967-74
- MOST INTERCEPTED, SEASON**  
18 Bob Griese, 1967 (of 331)
- MOST INTERCEPTED, GAME**  
5 Rick Norton, 1969 (vs. Houston 11/23); Bob Griese, 1967 (vs. Houston 12/23)

## YARDAGE LOST; TACKLED ATTEMPTING TO PASS

- MOST TIMES TACKLED, LIFETIME**  
200 Bob Griese, 1967-74
- MOST TIMES TACKLED, SEASON**  
43 Bob Griese, 1968
- MOST TIMES TACKLED, GAME**  
8 Rick Norton, 1969 (at Buffalo 11/16)
- MOST YARDS LOST, LIFETIME**  
1,753 Bob Griese, 1967-74
- MOST YARDS LOST, SEASON**  
372 Bob Griese, 1968
- MOST YARDS LOST, GAME**  
83 Rick Norton, 1969 (at Buffalo 11/16)

## RECEIVING

- MOST RECEPTIONS, LIFETIME**  
221 Jim Kiick, 1968-74  
174 Howard Twilley, 1966-74
- MOST RECEPTIONS, SEASON**  
67 Jack Clancy, 1967
- MOST RECEPTIONS, GAME**  
9 Marlin Briscoe, 1974 (at New England 9/15)  
8 Jim Kiick, 1970 (at Baltimore 11/1), Larry Seiple, 1969 (at Buffalo 11/16), Jack Clancy twice, 1967 (vs. San Diego 12/10 and 11/19)
- MOST YARDS, LIFETIME**  
3,355 Paul Warfield, 1970-74  
2,454 Howard Twilley, 1966-74
- MOST YARDS, SEASON**  
996 Paul Warfield, 1971
- MOST YARDS, GAME**  
161 Bo Roberson, 1966 (at Denver 12/4)
- MOST GAMES 100+ YARDS, LIFETIME**  
10 Paul Warfield, 1970-74
- MOST GAMES 100+ YARDS, SEASON**  
4 Paul Warfield, 1971
- LONGEST PASS RECEPTION AND LONGEST TOUCHDOWN RECEPTION**  
86 Paul Warfield, 1971 (vs. Pittsburgh 11/14 from Bob Griese)
- HIGHEST AVERAGE GAIN PER, LIFETIME (80 RECEPTIONS)**  
21.5 Paul Warfield, 1970-74 (156 for 3,355)
- HIGHEST AVERAGE GAIN PER, LIFETIME (40-79)**  
15.1 Marlin Briscoe, 1972-74 (57 for 858)  
13.7 Larry Seiple, 1967-73 (52 for 713)
- HIGHEST AVERAGE GAIN PER, SEASON (20-39)**  
25.1 Paul Warfield, 1970 (28 for 703)
- HIGHEST AVERAGE GAIN PER, SEASON (19-LESS)**  
30.3 Melvin Baker 1974 (4 for 121)
- HIGHEST AVERAGE GAIN PER, GAME (5 RECEPTIONS)**  
26.8 Bo Roberson, 1966 (at Denver 12/4—6 for 161)
- HIGHEST AVERAGE GAIN PER, GAME (4-LESS)**  
80.0 Bo Roberson, 1966 (at Houston 10/23—1 for 80)

## TOUCHDOWNS RECEIVING

- MOST TOUCHDOWNS, LIFETIME**  
33 Paul Warfield, 1970-74  
18 Howard Twilley, 1966-74
- MOST TOUCHDOWNS, SEASON**  
11 Paul Warfield, 1971, 73; Karl Noonan, 1968
- MOST TOUCHDOWNS, GAME**  
4 Paul Warfield, 1973 (vs. Detroit 12/15)

**MOST CONSECUTIVE GAMES, TOUCHDOWN RECEPTIONS**  
6 Paul Warfield, 1971 (Cincinnati-Pittsburgh)

**INTERCEPTIONS BY**

**MOST INTERCEPTIONS, LIFETIME**  
33 Dick Anderson, 1968-74  
29 Jake Scott, 1970-74

**MOST INTERCEPTIONS, SEASON**  
10 Dick Westmoreland, 1967

**MOST INTERCEPTIONS, GAME**  
4 Dick Anderson, 1973 (vs. Pittsburgh 12/3)

**MOST CONSECUTIVE GAMES, INTERCEPTIONS**  
5 Dick Westmoreland, 1967

**MOST YARDS, LIFETIME**  
760 Dick Anderson, 1968-74

**MOST YARDS, SEASON**  
230 Dick Anderson, 1968

**MOST YARDS, GAME**  
121 Dick Anderson, 1973 (vs. Pittsburgh 12/3)

**LONGEST INTERCEPTION RETURN**  
96t Dick Anderson, 1968 (at New England 11/24)

**HIGHEST AVERAGE GAIN, LIFETIME**  
23.0 Dick Anderson, 1968-74 (33 for 760)

**HIGHEST AVERAGE GAIN, SEASON**  
39.6 Jimmy Warren, 1966 (5 for 198)

**HIGHEST AVERAGE GAIN, GAME**  
86.0 Dick Anderson, 1970 (vs. Buffalo 12/20—1 for 86)

**MOST TOUCHDOWNS, LIFETIME**  
3 Dick Anderson, 1968-74

**MOST TOUCHDOWNS, SEASON**  
2 Dick Anderson, 1973

**MOST TOUCHDOWNS, GAME**  
2 Dick Anderson (vs. Pittsburgh 12/3)

**PUNTING**

**MOST PUNTS, LIFETIME**  
484 Larry Seiple, 1967-74

**MOST PUNTS, SEASON**  
80 Larry Seiple, 1969

**MOST PUNTS, GAME**  
10 George Wilson Jr., 1966 (vs. New York Jets 9/9)

**MOST PUNTS HAD BLOCKED, GAME**  
1 Larry Seiple, 4 times

**MOST YARDS, LIFETIME**  
19,674 Larry Seiple, 1967-74

**MOST YARDS, SEASON**  
3263 Larry Seiple, 1969

**MOST YARDS, GAME**  
483 George Wilson Jr., 1966 (vs. New York Jets 9/—10 punts)

**LONGEST PUNT**  
73 Larry Seiple, 1971 (vs. Pittsburgh 11/14)

**HIGHEST AVERAGE, LIFETIME (200 PUNTS)**  
40.6 Larry Seiple, 1967-74 (484 for 19,674)

**HIGHEST AVERAGE, LIFETIME (199-LESS)**  
42.1 George Wilson Jr., 1966 (42 for 1772)

**HIGHEST AVERAGE, SEASON (30 PUNTS)**  
42.3 Larry Seiple, 1973 (48 for 2031)

**HIGHEST AVERAGE, SEASON (29-LESS)**  
37.6 Dick Anderson, 1969 (5 for 188)

**HIGHEST AVERAGE, GAME (4 PUNTS)**  
52.0 Larry Seiple, 1973 (vs. New York Jets 10/7—4 for 208)

**HIGHEST AVERAGE, GAME (3-LESS)**  
51.0 Larry Seiple, 1971 (at Denver 9/19—2 for 102)

**PUNT RETURNS**

**MOST PUNT RETURNS, LIFETIME**  
126 Jake Scott, 1970-74

**MOST PUNT RETURNS, SEASON**  
33 Jake Scott, 1971

**MOST PUNT RETURNS, GAME**  
7 Mercury Morris, 1969 (at Kansas City 10/19)

**MOST YARDS, LIFETIME**  
1,320 Jake Scott, 1970-74

**MOST YARDS, SEASON**  
346 Jake Scott, 1974

**MOST YARDS, GAME**  
123 Mercury Morris, 1969 (at Kansas City 10/19)

**LONGEST PUNT RETURN**  
77t Jake Scott, 1970 (vs. Baltimore 11/22)

**HIGHEST AVERAGE GAIN, LIFETIME (20 RETURNS)**  
10.5 Jake Scott, 1970-74 (126 for 1,320)  
8.8 Charlie Leigh, 1971-73 (31 for 274)

**HIGHEST AVERAGE GAIN, LIFETIME (19-LESS)**  
15.0 Dick Washington, 1968 (1 for 15)

**HIGHEST AVERAGE GAIN, SEASON (10 RETURNS)**  
12.1 Jake Scott, 1973 (22 for 266)

**HIGHEST AVERAGE GAIN, SEASON (9-LESS)**  
19.8 Joe Auer, 1966 (5 for 99)

**HIGHEST AVERAGE GAIN, GAME (3 RETURNS)**  
17.6 Mercury Morris, 1969 (at Kansas City 10/19—7 for 123)

**HIGHEST AVERAGE GAIN, GAME (2-LESS)**  
56.0 Joe Auer, 1966 (vs. Buffalo 11/6—1 for 56)

**TOUCHDOWNS RETURNING PUNTS**  
1 Jake Scott, 1970 (vs. Baltimore 11/22—77 yards)

**FAIR CATCHES**

**MOST FAIR CATCHES, LIFETIME**  
55 Jake Scott, 1970-74

**MOST FAIR CATCHES, SEASON**  
18 Jake Scott, 1971

**MOST FAIR CATCHES, GAME**  
6 Jake Scott, 1970 (vs. Buffalo 12/20)

**KICKOFF RETURNS**

**MOST KICKOFF RETURNS, LIFETIME**  
111 Mercury Morris, 1969-73

**MOST KICKOFF RETURNS, SEASON**  
43 Mercury Morris, 1969

**MOST KICKOFF RETURNS, GAME**  
6 Mercury Morris, 1970 (at Baltimore 11/1); Gene Milton, 1968 (vs. Oakland 9/21)

**MOST YARDS, LIFETIME**  
2947 Mercury Morris, 1969-73

**MOST YARDS, SEASON**  
1136 Mercury Morris, 1969



**MOST YARDS, GAME**

204 Gene Milton, 1968 (vs. Oakland 9/21)

**LONGEST KICKOFF RETURN**

105t Mercury Morris, 1969 (at Cincinnati 9/14)

**HIGHEST AVERAGE GAIN, LIFETIME (40 RETURNS)**

26.6 Mercury Morris, 1969-73 (111 for 2947)

**HIGHEST AVERAGE GAIN, LIFETIME (20-39)**

26.2 Bob Neff, 1966-68 (35 for 917)

**HIGHEST AVERAGE GAIN, LIFETIME (19-LESS)**

26.5 Benny Malone, 1974 (6 for 159)

26.5 Charlie Leigh, 1971-73 (19 for 503)

**HIGHEST AVERAGE GAIN, SEASON (15 RETURNS)**

29.0 Mercury Morris, 1970 (28 for 812)

**HIGHEST AVERAGE GAIN, SEASON (7-14)**

27.9 Charlie Leigh, 1973 (9 for 251)

**HIGHEST AVERAGE GAIN, SEASON (6-LESS)**

29.3 Jake Scott, 1970 (4 for 117)

**HIGHEST AVERAGE GAIN, GAME (3 RETURNS)**

46.7 Joe Auer, 1966 (vs. Oakland 9/2—3 for 140)

**HIGHEST AVERAGE GAIN, GAME (2-LESS)**

66 Mercury Morris, 1969 (at Cincinnati 9/14—2 for 132)

**MOST TOUCHDOWNS, GAME**

1 Mercury Morris (three), Joe Auer (once)

**PUNTS BLOCKED BY****MOST PUNTS BLOCKED BY, LIFETIME AND SEASON**

2 Curtis Johnson, Tim Foley

2 Curtis Johnson, 1972

**MOST PUNTS BLOCKED, GAME**

1 Tim Foley, Lloyd Mumphord, 1974

1 Tim Foley, Bob Matheson, 1973

1 Curtis Johnson, 1972 (twice), Ed Weisacosky, 1968 (once)

**MOST TOUCHDOWNS ON BLOCKED PUNTS, LIFETIME, SEASON,**

2 Tim Foley, 1973 (vs. Baltimore 11/1)

**FIELD GOALS BLOCKED BY****MOST FIELD GOALS BLOCKED BY, LIFETIME**

7 Lloyd Mumphord, 1969-74

4 Curtis Johnson, 1970-74

**MOST FIELD GOALS BLOCKED BY, GAME**

1 Lloyd Mumphord (7 times), Curtis Johnson (4), Frank Cornish (2), Bob Heinz (2), Maulty Moore (2), Larry Ball, Manny Fernandez, Jim Riley, Larry Woods (one each)

**MOST FIELD GOALS BLOCKED BY, SEASON**

2 Lloyd Mumphord, 1972, 1971, 1970; Curtis Johnson, 1971; Frank Cornish, 1970

**PAT ATTEMPTS BLOCKED BY****MOST PAT ATTEMPTS BLOCKED, LIFETIME AND SEASON**

3 Wahoo McDaniel, 1966

**MOST PAT ATTEMPTS BLOCKED BY, GAME**

1 Wahoo McDaniel (thrice), John Bramlett (twice), Nick Buoniconti, Frank Cornish, Curtis Johnson (one each)

**TEAM RECORDS****GAMES****MOST CONSECUTIVE GAMES WITHOUT DEFEAT**

16 1971 (final game); 1972 (all), 1973 (first game)

**MOST CONSECUTIVE DEFEATS**

8 1967 (Kansas City - Oakland)

**MOST DECISIVE WIN**

52 points 1972 (52-0 over New England 11/12)

**MOST DECISIVE DEFEAT**

45 points 1968 (3-48 vs. Kansas City 9/28)

**SCORING****MOST POINTS, SEASON**

385 1972

**FEWEST POINTS, SEASON**

213 1966

**MOST POINTS, GAME**

52 1972 (vs. New England 11/12)

**FEWEST POINTS, GAME**

0 Six times (last: at Baltimore 11/1/70—0-35 score)

**MOST POINTS, BOTH TEAMS, GAME**

82 1966 Miami (24) at Buffalo (58) (9/18)

**FEWEST POINTS BOTH TEAMS, GAME**

12 1974 Miami (9) vs. Kansas City (3) (10/20)

**MOST POINTS, ONE QUARTER**

28 1967 (vs. New England 12/17)

**MOST POINTS BOTH TEAMS, ONE QUARTER**

35 1974 Miami (14) vs. Buffalo (21) (11-17)

**MOST POINTS, ONE HALF**

35 1967 (vs. New England 12/17)

**MOST POINTS BOTH TEAMS, ONE HALF**

58 1966 Miami (10) at Buffalo (48) (9/18)

**MOST POINTS, EACH QUARTER**

1st—21 vs. Buffalo 12/20/70

2nd—28 vs. San Diego 12/10/67

3rd—21 vs. Atlanta 11/3/74

4th—21 vs. New England 9/30/73 vs. San Diego 9/29/74

**MOST POINTS BOTH TEAMS, EACH QUARTER**

1st—27 Miami (3) vs. Kansas City (24) 9/28/68

2nd—34 Miami (7) at Buffalo (27) 9/18/66

3rd—28 Miami (14) vs. San Diego (14) 2/10/67

4th—35 Miami (14) vs. Buffalo (21) 11/17/74

**MOST POINTS, EACH HALF**

1st—35 vs. New England 12/17/67

2nd—vs. San Diego 12/10/67

**MOST POINTS BOTH TEAMS, EACH HALF**

1st—58 Miami (10) at Buffalo (48) 9/18/66

2nd—44 Miami (24) vs. New England (20) 9/30/73

**MOST CONSECUTIVE GAMES SCORING**

63 (Philadelphia 1970 through all of 1971, 72, 73 and 74)

**TOUCHDOWNS****MOST TOUCHDOWNS, SEASON**

45 1972

**FEWEST TOUCHDOWNS, SEASON**

26 1966

**MOST TOUCHDOWNS, GAME**

7 1972 (vs. New England 11/12)

**FEWEST TOUCHDOWNS, GAME**

0 On 10 occasions (last: at Baltimore 12/9/73)

**MOST CONSECUTIVE GAMES SCORING TOUCHDOWNS**  
27 12/19/71, all 1972, first 12 games of 1973

**TOTAL POINTS AFTER TOUCHDOWNS**

**MOST TOTAL POINTS AFTER TOUCHDOWN, SEASON**  
43 1972 (of 45) and 1974 (of 43)

**FEWEST TOTAL POINTS AFTER TOUCHDOWN, SEASON**  
26 1969

**MOST TOTAL POINTS AFTER TOUCHDOWN, GAME**  
7 1972 (vs. New England 11/12)

**POINTS AFTER TOUCHDOWN, KICKING**

**MOST PAT ATTEMPTS, SEASON**  
45 1972

**FEWEST PAT ATTEMPTS, SEASON**  
23 1966

**MOST PAT MADE, SEASON**  
43 1972, 1974

**FEWEST PAT MADE, SEASON**  
23 1966

**MOST PAT ATTEMPTED AND MADE, GAME**  
7 1972 (vs. New England 11/12)

**MOST CONSECUTIVE PAT MADE**  
107 from 10/29/72 — (unterminated)

**FIELD GOALS**

**MOST FIELD GOALS ATTEMPTED, SEASON**  
40 1971

**FEWEST FIELD GOALS ATTEMPTED, SEASON**  
8 1974

**MOST FIELD GOALS ATTEMPTED, GAME**  
6 1971 (at Buffalo 9/26)

**MOST FIELD GOALS MADE, SEASON**  
28 1971

**FEWEST FIELD GOALS MADE, SEASON**  
8 1967, 68 and 74

**MOST FIELD GOALS MADE, GAME**  
5 1971 (at Buffalo 9/26)

**MOST CONSECUTIVE GAMES, FIELD GOALS MADE**  
20 11/22/70 — all of 1971, first game of 1972

**MOST CONSECUTIVE FIELD GOALS**  
9 1972-1973

**FIRST DOWNS**

**MOST FIRST DOWNS, SEASON**  
291 1972

**FEWEST FIRST DOWNS, SEASON**  
200 1966

**MOST FIRST DOWNS, GAME**  
30 1972 (vs. Houston 9/24)

**FEWEST FIRST DOWNS, GAME**  
7 1970 (vs. Oakland 10/3)

**MOST FIRST DOWNS RUSHING, SEASON**  
170 1972

**FEWEST FIRST DOWNS RUSHING, SEASON**  
65 1967

**MOST FIRST DOWNS RUSHING, GAME**  
19 1972 (at Baltimore 10/29)

**FEWEST FIRST DOWNS RUSHING, GAME**  
0 1967 (at New England 10/15)

**MOST FIRST DOWNS PASSING, SEASON**  
144 1968

**FEWEST FIRST DOWNS PASSING, SEASON**  
91 1973

**MOST FIRST DOWNS PASSING, GAME**  
16 1968 (vs. Oakland 9/21)

**FEWEST FIRST DOWNS PASSING, GAME**  
2 1973 (vs. Cleveland 10/15)

**MOST FIRST DOWNS PENALTY, SEASON**  
25 1968

**FEWEST FIRST DOWNS PENALTY, SEASON**  
13 1973

**MOST FIRST DOWNS PENALTY, GAME**  
6 1967 (vs. Buffalo 11/26); 1966 (at Denver 12/4)

**PLAYS**

**MOST PLAYS, SEASON**  
893 1972

**FEWEST PLAYS, SEASON**  
803 1971

**MOST PLAYS, GAME**  
77 1970 (at Baltimore 11/1)

**FEWEST PLAYS, GAME**  
45 1969 (at New England 11/9)

**NET YARDS GAINED**

**MOST NET YARDS GAINED, SEASON**  
5036 1972

**FEWEST NET YARDS GAINED, SEASON**  
3458 1966

**MOST NET YARDS GAINED, GAME**  
501 1972 (at New England 12/3)

**FEWEST NET YARDS GAINED, GAME**  
111 1966 (vs. New York Jets 9/9)

**RUSHING**

**MOST ATTEMPTS, SEASON**  
613 1972

**FEWEST ATTEMPTS, SEASON**  
326 1967

**MOST ATTEMPTS, GAME**  
53 Houston 10/6/68, Baltimore 10/27/74, Atlanta 11/3/74

**FEWEST ATTEMPTS, GAME**  
16 1967 (at Houston 12/3)

**MOST YARDS GAINED, SEASON**  
2960 1972

**FEWEST YARDS GAINED, SEASON**  
1323 1967

**MOST YARDS GAINED, GAME**  
304 1972 (at New England 12/3)

**FEWEST YARDS GAINED, GAME**  
23 1967 (vs. Kansas City 9/24)

**MOST TOUCHDOWNS, SEASON**  
43 1974

**FEWEST TOUCHDOWNS, SEASON**  
5 1966

**MOST TOUCHDOWNS, GAME**  
4 1974 (vs. Atlanta 11/3)  
1972 (vs. New England 11/12; vs. Houston 9/24)  
1970 (vs. Buffalo 12/20)

**MOST CONSECUTIVE GAMES TOUCHDOWNS**  
15 1973 (Detroit) — Unterminated

## PASSING

**MOST ATTEMPTS, SEASON**  
480 1967

**FEWEST ATTEMPTS, SEASON**  
256 1973

**MOST ATTEMPTS, GAME**  
53 1966 (vs. New England 11/27)

**FEWEST ATTEMPTS, GAME**  
10 1969 (at New England 11/9)

**MOST COMPLETIONS, SEASON**  
229 1967

**FEWEST COMPLETIONS, SEASON**  
133 1973

**MOST COMPLETIONS, GAME**  
26 1968 (vs. Oakland 9/21)

**FEWEST COMPLETIONS, GAME**  
3 1973 (at Cleveland 10/15)

**MOST YARDS LOST ATTEMPTING TO PASS, SEASON**  
481 1969

**FEWEST YARDS LOST ATTEMPTING TO PASS, SEASON**  
93 1973

**MOST TIMES TACKLED ATTEMPTING TO PASS, SEASON**  
53 1969

**FEWEST TIMES TACKLED ATTEMPTING TO PASS, SEASON**  
13 1973

**MOST TOTAL PASS PLAYS, SEASON**  
521 1967

**FEWEST TOTAL PASS PLAYS, SEASON**  
269 1973

**MOST TOTAL PASS PLAYS, GAME**  
54 1966 (vs. New England 11/27)

**FEWEST TOTAL PASS PLAYS, GAME**  
10 1973 (at Dallas 11/22)

**MOST NET YARDS GAINED, SEASON**  
2402 1968

**FEWEST NET YARDS GAINED, SEASON**  
1582 1973

**MOST NET YARDS GAINED, GAME**  
312 1968 (vs. Oakland 9/21)

**FEWEST NET YARDS, GAME**  
22 1969 (vs. Houston 11/23)

**MOST TOUCHDOWNS, SEASON**  
21 1968

**FEWEST TOUCHDOWNS, SEASON**  
12 1969

**MOST TOUCHDOWNS, GAME**  
4 1973 (vs. Detroit 12/15); 1971 (vs. New England 10/17);  
1969 (at New York Jets 11/2); 1966 (vs. Houston 12/18)

**MOST CONSECUTIVE GAMES, TOUCHDOWNS**  
8 1971 and 1968 and 1967 (6) - 1968 (2)

**MOST HAD INTERCEPTED, SEASON**  
32 1966

**FEWEST HAD INTERCEPTED, SEASON**  
10 1971

**MOST HAD INTERCEPTED, GAME**  
6 1966 (at Kansas City 11/13)

**MOST CONSECUTIVE GAMES, NONE INTERCEPTED**  
4 1971

## PUNTING

**MOST PUNTS, SEASON**  
85 1969

## FEWEST PUNTS, SEASON

44 1972

**MOST PUNTS, GAME**  
10 1966 (vs. New York Jets 9/9)

**FEWEST PUNTS, GAME**  
1 1972 (at New England 12/3; vs. New England 11/12);  
1970 (vs. New Orleans 11/30)

**MOST YARDS, SEASON**  
3451 1969

**FEWEST YARDS, SEASON**  
1734 1972

**MOST YARDS, GAME**  
483 1966 (vs. New York Jets 9/9)

**FEWEST YARDS, GAME**  
36 1972 (vs. New England 11/12)

**HIGHEST AVERAGE, SEASON**  
42.3 1973

**LOWEST AVERAGE, SEASON**  
38.6 1974

**HIGHEST AVERAGE, GAME**  
52.0 1973 (vs. New York Jets 10/7)

**LOWEST AVERAGE, GAME**  
28.2 1969 (vs. New England 11/30)

**MOST PUNTS HAD BLOCKED, GAME**  
1 On 5 occasions

## PUNT RETURNS

**MOST RETURNS, SEASON**  
46 1974

**FEWEST RETURNS, SEASON**  
21 1966

**MOST RETURNS, GAME**  
7 1969 (at Kansas City 10/19)

**MOST YARDS, SEASON**  
520 1974

**FEWEST YARDS, SEASON**  
128 1967

**MOST YARDS, GAME**  
123 1969 (at Kansas City 10/19)

**FEWEST YARDS, GAME**  
-14 1969 (vs. New England 11/30)

**HIGHEST AVERAGE, SEASON**  
11.3 1974

**LOWEST AVERAGE, SEASON**  
5.1 1967

**HIGHEST AVERAGE, GAME**  
56 1966 (vs. Buffalo 11/6)

**LOWEST AVERAGE, GAME**  
-3.5 1969 (vs. New England 11/30)

**TOUCHDOWNS**  
1 1970

## KICKOFF RETURNS

**MOST RETURNS, SEASON**  
67 1967

**FEWEST RETURNS, SEASON**  
24 1972

**MOST RETURNS, GAME**  
9 1966 (at Buffalo 9/18)

**FEWEST RETURNS, GAME**  
0 Many times

**MOST YARDS, SEASON**

1507 1966

**FEWEST YARDS, SEASON**

523 1973

**MOST YARDS, GAME**

245 1971 (at New England 12/10)

**FEWEST YARDS, GAME**

0 Many times

**HIGHEST AVERAGE, SEASON**

25.2 1971

**LOWEST AVERAGE, SEASON**

21.5 1967

**HIGHEST AVERAGE, GAME**

56.3 1969 (at Cincinnati 9/14)

**MOST TOUCHDOWNS, SEASON, GAME**1 1970 (vs. New England 12/6) 1969 (at Cincinnati 9/14);  
1966 (vs. Oakland 9/2)**DEFENSE****FIRST DOWNS****FEWEST FIRST DOWNS, SEASON**

186 1972

**MOST FIRST DOWNS, SEASON**

269 1967

**FEWEST FIRST DOWNS, GAME**

7 1969 (at New England 11/10)

**MOST FIRST DOWNS, GAME**

28 1968 (at San Diego 11/3)

**FEWEST FIRST DOWNS RUSHING, SEASON**

66 1969

**MOST FIRST DOWNS RUSHING, SEASON**

116 1968

**FEWEST FIRST DOWNS RUSHING, GAME**

0 1970 (vs. Buffalo 12/20) and 1974 (vs. Washington 10/13)

**MOST FIRST DOWNS RUSHING, GAME**

15 1967 (vs. Kansas City 9/20)

**FEWEST FIRST DOWNS PASSING, SEASON**

78 1973

**MOST FIRST DOWNS PASSING, SEASON**

140 1966

**FEWEST FIRST DOWNS PASSING, GAME**

0 1968 (vs. New England 12/3)

**MOST FIRST DOWNS PASSING, GAME**

17 1967 (at New York Jets 10/11)

**FEWEST FIRST DOWNS PENALTY, SEASON**

8 1973 and 1974

**MOST FIRST DOWNS PENALTY, GAME**

21 1967

**FEWEST FIRST DOWNS PENALTY, GAME**

0 Many times

**MOST FIRST DOWNS PENALTY, GAME**

5 1967 (vs. New England 12/11)

**NET YARDS ALLOWED****FEWEST NET YARDS, SEASON**

3281 1973

**MOST NET YARDS, SEASON**

4980 1967

**FEWEST NET YARDS, GAME**

76 1973 (vs. Buffalo 10/21)

**MOST NET YARDS, GAME**

542 1968 (vs. Oakland 9/21)

**PLAYS****FEWEST PLAYS, SEASON**

771 1972

**MOST PLAYS, SEASON**

878 1973

**FEWEST PLAYS, GAME**

42 1972 (vs. Houston 9/24)

**MOST PLAYS, GAME**

74 1969 (vs. Houston 11/23)

**RUSHING****FEWEST ATTEMPTS, SEASON**

387 1970

**MOST ATTEMPTS, SEASON**

511 1973

**FEWEST ATTEMPTS, GAME**

12 1970 (vs. New York Jets 10/10)

**MOST ATTEMPTS, GAME**

51 1973 (at Baltimore 12/9)

**FEWEST NET YARDS, SEASON**

1453 1970

**MOST NET YARDS, SEASON**

2172 1968

**FEWEST NET YARDS, GAME**

16 1966 (vs. Oakland 9/2)

**MOST NET YARDS, GAME**

279 1967 (at Houston 12/3)

**FEWEST TOUCHDOWNS, SEASON**

7 1974

**MOST TOUCHDOWNS, SEASON**

19 1968

**MOST TOUCHDOWNS, GAME**

4 1966 (at Buffalo 9/18)

**PASSING****FEWEST ATTEMPTS, SEASON**

322 1973

**MOST ATTEMPTS, SEASON**

425 1966

**FEWEST ATTEMPTS, GAME**

8 1973 (at Baltimore 12/9)

**MOST ATTEMPTS, GAME**

46 1966 (vs. Buffalo 11/6)

**FEWEST COMPLETIONS, SEASON**

151 1973

**MOST COMPLETIONS, SEASON**

234 1970

**FEWEST COMPLETIONS, GAME**

2 1969 (at New England 11/9)

**MOST COMPLETIONS, GAME**

25 1967 (at New York Jets 10/1)

**FEWEST NET YARDS, SEASON**

1991 1973

**MOST NET YARDS, SEASON**

3101 1966

**FEWEST NET YARDS, GAME**

1 1973 (vs. Buffalo 10/21)

**MOST NET YARDS, GAME**

427 1967 (at New York Jets 10/1)

**FEWEST TOUCHDOWNS, SEASON**

5 1973

**MOST TOUCHDOWNS, SEASON**

31 1967

**MOST TOUCHDOWNS, GAME**

5 4 occasions (last at New York Jets 12/1/68)

**INTERCEPTIONS BY****MOST INTERCEPTIONS BY, SEASON**

31 1966

**FEWEST INTERCEPTIONS BY, SEASON**

16 1974

**MOST INTERCEPTIONS BY, GAME**

6 1973 (vs. Pittsburgh 12/3)

**MOST CONSECUTIVE GAMES, INTERCEPTIONS**

9 1970 and 1966

**MOST YARDS GAINED, SEASON**

522 1966

**FEWEST YARDS GAINED, SEASON**

139 1974

**MOST YARDS GAINED, GAME**

121 1970 (vs. Buffalo 12/20)

**MOST TOUCHDOWNS, SEASON**

4 1966

**TACKLED ATTEMPTING TO PASS****MOST TIMES CAUGHT PASSER, SEASON**

45 1973

**FEWEST TIMES CAUGHT PASSER, SEASON**

16 1966

**MOST TIMES CAUGHT PASSER, GAME**

7 1971 (vs. New England 10/17)

**MOST YARDS TACKLING PASSER, SEASON**

314 1973

**FEWEST YARDS TACKLING PASSER, SEASON**

157 1970

**MOST YARDS TACKLING PASSER, GAME**

59 1973 (vs. Buffalo 10/21)

**OPPONENTS' ALL-TIME LONG PLAYS****RUN FROM SCRIMMAGE**

80t by Patroits' Carl Garrett at New England 11/9/69

**PASS PLAY**

93t from Chiefs' Mike Livingston to Otis Taylor to Robert Holmes (lateral) at Kansas City 10/19/69

**INTERCEPTION RETURN**

76t by Raiders' Dave Grayson at Oakland 9/20/69

**PUNT**

70 by Broncos' Bobby Scarpito vs. Denver 10/16/66

**PUNT RETURN**

80t by Colts' Ron Gardin at Baltimore 11/1/70

**KICKOFF RETURN**

99t by Colts' Jim-Duncan at Baltimore 11/1/70

**FIELD GOAL**

52 by Chiefs' Jan STenerud vs. Kansas City 9/28/68

**HALL OF FAME GAME**

Miami is scheduled to make its first appearance in the annual Hall of Fame Game at Canton, Ohio, in 1978, against the Philadelphia Eagles of the National Conference.

**AREA INFORMATION****ORANGE BOWL**

The Orange Bowl is the home of the Dolphins. Dedicated in 1938, the municipally-owned bowl has been enlarged and modernized to where it now sports new synthetic turf and seats 80,045 fans with temporary bleachers. All-time attendance record at the Orange Bowl with temporary stands is 80,282 for the Nebraska-LSU game in 1971. The Dolphins have drawn 80,045 many times.

**PRESS CREDENTIALS**

Certified newspaper, radio and television representatives should address requests for working press credentials and for broadcast installation to Beano Cook, Public Relations Director, Miami Dolphins, 330 Biscayne Blvd., Miami, Florida 33132. Call 305—379-1851.

**PRESS BOX**

The press box is available by elevator from the press entrance between Gates 9 and 10.

**WESTERN UNION**

Requests for Western Union circuits should be filed directly with the Miami office, 801 S.W. 1st Ave., Miami, Fla. 33130. Call 305—379-8373.

**TELECOPIER**

Requests for telecopier installation and personnel to operate should be filed directly with Sports Comm., Inc.

**MIAMI AREA MEDIA****NEWSPAPERS****MIAMI HERALD**1 Herald Plaza  
Miami, Fla. 33101**Edwin Pope,**  
Sports Editor**Ed Storin,**  
Exec. Sports Editor**Bob Kearney (Dolphins)**  
**Bill Braucher****MIAMI NEWS**1 Herald Plaza  
Miami, Fla. 33101**John Crittenden,**  
Sports Editor**Charles Nobles (Dolphins)****Alan Gaul**  
Exec. Sports Editor  
**Gene Williams****UNITED PRESS INT'L**1 Herald Plaza  
Miami, Fla. 33101**Frank Eidge**  
**Stan Brown****SOUTH DADE  
NEWS LEADER**P.O. Box 339  
Homestead, Fla. 33030  
**Tom Archdeacon****FORT LAUDERDALE NEWS**101 N. New River Dr., E.  
Ft. Lauderdale, Fla. 33301**Al Levine,**  
Exec. Sports Editor**Bernie Lincicome,**  
Sports Editor**Bob Padecky (Dolphins)****SUN-SENTINEL**101 N. New River Dr., E.  
Ft. Lauderdale, Fla. 33301**Craig Barnes,**  
Sports Editor**John Jolinski (Dolphins)**

## MIAMI AREA MEDIA

### HOLLYWOOD SUN-TATTLER

2600 N. 29 Avenue  
Hollywood, Fla. 33020  
**Ed Plaisted**, Sports Editor

### ASSOCIATED PRESS

2125 Biscayne Blvd.  
Miami, Fla. 33137  
**John Skinner**

### MIAMI BEACH SUN-REPORTER

1419 18th St.  
Miami Beach, Fla. 33139  
**Mike Kram**

### PALM BEACH POST and TIMES

2751 S. Dixie Highway  
West Palm Beach, Fla. 33405  
**Larry Bush**,  
Times Sports Editor

**Bill McClinchy**,  
Times—Dolphins  
**Bob Bassine**,  
Post Exec. Sports Editor  
**Paul Bodi**,  
Post—Dolphins

### MIAMI-METRO NEWS BUREAU

499 Biscayne Blvd.  
Miami, Fla. 33132

### DIARIO LAS AMERICAS

2900 NW 39th St.  
Miami, Fla. 33142  
**Ignacio Olaechea**,  
Sports Editor  
**Jorge Cunill**,  
Football Editor

## TELEVISION

### WTVJ (4-CBS)

316 N. Miami Ave.  
Miami, Fla. 33128  
**Bernie Rosen**, Sports Editor  
**Bob Halloran**  
**Tony Segreto**

### WCKT-TV (7-NBC)

1401 N. Bay Causeway  
Miami, Fla. 33138  
**George Mills**  
**Dave Willingham**  
**Al Gordon**  
**John Emmert**

### WCIX-TV (6-IND.)

1111 Brickell Avenue  
Miami, Fla. 33101  
**Bob Sheridan**

### WPLG-TV (10-ABC)

3900 Biscayne Blvd  
Miami, Fla. 33137  
**Joe Croghan**, Sports Director  
**Chuck Dowdle**

### WPTV (5-NBC)

5 Coconut Row  
West Palm Beach, Fla. 33403  
**Buck Kinnard**  
**Steve Ruskin** (264-2829)

### WPEC-TV (12-ABC)

Fairfield Drive  
West Palm Beach, Fla. 33407  
**Jim Gallagher**

## RADIO

### WIOD

1401 N. Bay Causeway  
Miami, Fla. 33138  
**Rick Weaver**  
**Henry Barrow**  
**Karl Noonan**  
(WIOD broadcasts the  
Dolphins games)

### WINZ

1000 Biscayne Blvd.  
Miami, Fla. 33132

### WGBS

710 Brickell Ave.  
Miami, Fla. 33131

### WKAT

1759 Bay Road  
Miami Beach, Fla. 33139  
**Sonny Hirsch**

### WQAM

767 41st St.  
Miami Beach, Fla. 33140

### WFUN

6101 Sunset Drive  
Miami, Fla. 33143

### WWOK

1699 Coral Way  
Miami, Fla. 33145

### WOCN

801 South Bayshore Dr.  
Miami, Fla. 33130

### WFTL

Box 5333  
Ft. Lauderdale, Fla. 33302

### WGMA

Hollywood Federal Building  
Hollywood, Fla. 33023

### WLOD

1000 Atlantic Blvd.  
Pompano Beach, Fla. 33060

### WVCG

377 Alhambra Circle  
Coral Gables, Fla. 33134



## NATIONAL FOOTBALL LEAGUE DIRECTORY

410 Park Avenue  
New York, New York 10022  
Phone 212-758-1500  
**Pete Rozelle**, Commissioner  
**Jim Kenil**, Executive Director  
**Don Weiss**, Public Relations Director  
**Joe Browne**, Assistant Public Relations Director  
**Jim Heffernan**, NFC  
**Jack Hand**, AFC

### AMERICAN CONFERENCE

WEST DIVISION	EAST DIVISION	CENTRAL DIVISION
---------------	---------------	------------------

Denver	Baltimore	Cincinnati
Kansas City	New England	Cleveland
Oakland	Buffalo	Houston
San Diego	Miami	Pittsburgh
	New York Jets	

### NATIONAL CONFERENCE

WEST DIVISION	EAST DIVISION	CENTRAL DIVISION
---------------	---------------	------------------

Atlanta	Dallas	Chicago
Los Angeles	New York Giants	Detroit
New Orleans	Philadelphia	Green Bay
San Francisco	St. Louis	Minnesota
	Washington	

## NATIONAL FOOTBALL LEAGUE 1975 REGULAR SEASON SCHEDULE (All Times Local)

<b>SUNDAY, SEPTEMBER 21</b>	Atlanta at St. Louis 1:00	Baltimore at Chicago 1:00	Cleveland at Cincinnati 1:00	Detroit at Green Bay 1:00	Houston at New England 2:00	Kansas City at Denver 3:00	Los Angeles at Dallas 1:00	New Orleans at Washington 1:00	NY Giants at Philadelphia 1:00	NY Jets at Buffalo 1:00	Pittsburgh at San Diego 1:00	San Francisco at Minnesota 1:00	San Francisco at Kansas City 1:00	Washington at Philadelphia 4:00
<b>MONDAY, SEPTEMBER 22</b>	Oakland at Miami 9:00													
<b>SUNDAY, SEPTEMBER 28</b>	Buffalo at Pittsburgh 4:00	Cincinnati at New Orleans 1:00	Detroit at Atlanta 1:00	LA at San Francisco 1:00	Miami at New England 1:00	Minnesota at Cleveland 1:00	NY Giants at Washington 1:00	NY Jets at Kansas City 1:00	Oakland at Baltimore 2:00	Philadelphia at Chicago 1:00	St. Louis at Dallas 1:00	San Diego at Houston 1:00		
<b>MONDAY, SEPTEMBER 29</b>	Green Bay at Denver 7:00													
<b>SUNDAY, OCTOBER 5</b>	Baltimore at Los Angeles 1:00	Chicago at Minnesota 1:00	Cincinnati at Houston 1:00	Denver at Buffalo 1:00	Miami at Green Bay 1:00	New Orleans at Atlanta 1:00	New England at NY Jets 1:00	NY Giants at St. Louis 1:00	Oakland at San Diego 1:00	Pittsburgh at Cleveland 1:00				
<b>MONDAY, SEPTEMBER 6</b>	Dallas at Detroit 9:00													
<b>SUNDAY, OCTOBER 12</b>	Atlanta at San Francisco 1:00	Buffalo at Baltimore 2:00	Chicago at Detroit 1:00	Dallas at NY Giants 1:00	Denver at Pittsburgh 1:00	Green Bay at New Orleans 1:00	Houston at Cleveland 1:00	Kansas City at Oakland 1:00	LA at San Diego 1:00	New England at Cincinnati 1:00	NY Jets at Minnesota 1:00	Philadelphia at Miami 4:00		
<b>MONDAY, OCTOBER 13</b>	St. Louis at Washington 9:00													
<b>SUNDAY, OCTOBER 19</b>	Atlanta at Los Angeles 1:00	Baltimore at New England 1:00	Chicago at Pittsburgh 1:00	Cleveland at Denver 2:00	Detroit at Minnesota 3:00	Green Bay at Dallas 1:00	Kansas City at San Diego 1:00	Miami at NY Jets 1:00	N. Orleans at S. Francisco 4:00	Oakland at Cincinnati 1:00	Philadelphia at St. Louis 1:00	Washington at Houston 1:00		
<b>MONDAY, OCTOBER 20</b>	NY Giants at Buffalo 9:00													
<b>SATURDAY, OCTOBER 25</b>	St. Louis at NY Giants 1:00													
<b>SUNDAY, OCTOBER 26</b>	Baltimore at NY Jets 1:00													

Cincinnati at Atlanta 1:00	St. Louis at NY Jets 1:00
Dallas at Philadelphia 1:00	San Diego at Minnesota 1:00
Denver at Kansas City 1:00	SF at New Orleans 1:00
Detroit at Houston 1:00	
Miami at Buffalo 4:00	<b>MONDAY, NOVEMBER 24</b>
New Orleans at LA 1:00	Pittsburgh at Houston 8:00
Pittsburgh at Green Bay 1:00	
San Diego at Oakland 1:00	<b>THURSDAY, NOVEMBER 27</b>
San Francisco at NE 1:00	(Thanksgiving Day)
Washington at Cleveland 1:00	LA at Detroit 12:30
	Buffalo at St. Louis 2:30

<b>MONDAY, OCTOBER 27</b>	Minnesota at Chicago 8:00	<b>SUNDAY, NOVEMBER 30</b>	Atlanta at Oakland 1:00
<b>SATURDAY, NOVEMBER 1</b>	San Diego at NY Giants 1:00	Chicago at Green Bay 1:00	Houston at Cincinnati 1:00
<b>SUNDAY, NOVEMBER 2</b>	Atlanta at New Orleans 1:00	Kansas City at Baltimore 2:00	Minnesota at Washington 4:00
Buffalo at NY Jets 1:00	Cleveland at Baltimore 2:00	New Orleans at Cleveland 1:00	NY Giants at Dallas 1:00
Dallas at Washington 4:00	Detroit at San Francisco 1:00	Pittsburgh at NY Jets 1:00	San Diego at Denver 2:00
Houston at Kansas City 1:00	Houston at Miami 1:00	SF at Philadelphia 1:00	
Miami at Chicago 1:00	Minnesota at Green Bay 1:00		
New England at St. Louis 1:00	Oakland at Denver 2:00	<b>MONDAY, DECEMBER 1</b>	New England at Miami 9:00
Pittsburgh at Cincinnati 1:00		<b>SUNDAY, DECEMBER 7</b>	Baltimore at NY Giants 1:00

<b>MONDAY, NOVEMBER 3</b>	LA at Philadelphia 9:00	<b>SUNDAY, DECEMBER 14</b>	Buffalo at New England 1:00
<b>SUNDAY, NOVEMBER 9</b>	Atlanta at Minnesota 1:00	Buffalo at Miami 4:00	Cincinnati at Philadelphia 1:00
Baltimore at Buffalo 1:00	Cincinnati at Denver 2:00	Cleveland at Pittsburgh 1:00	Dallas at St. Louis 1:00
Cleveland at Detroit 1:00	Green Bay at Chicago 1:00	Detroit at Chicago 1:00	Green Bay at Minnesota 1:00
Houston at Pittsburgh 1:00	NE at San Diego 1:00	Houston at San Francisco 1:00	LA at New Orleans 1:00
New Orleans at Oakland 1:00	New York Jets at Miami 4:00	NY Jets at New England 1:00	San Diego at Kansas City 1:00
St. Louis at Philadelphia 1:00	San Francisco at LA 1:00	Washington at Atlanta 1:00	
Washington at NY Giants 1:00		<b>MONDAY, DECEMBER 8</b>	Denver at Oakland 6:00

<b>MONDAY, NOVEMBER 10</b>	Kansas City at Dallas 8:00	<b>SATURDAY, DECEMBER 13</b>	Cincinnati at Pittsburgh 12:30
<b>SUNDAY, NOVEMBER 16</b>	Chicago at San Francisco 1:00	Washington at Dallas 2:30	
Cleveland at Oakland 1:00	Dallas at New England 1:00		
Denver at San Diego 1:00	Green Bay at Detroit 1:00		
Kansas City at Pittsburgh 1:00	Los Angeles at Atlanta 1:00		
Miami at Houston 1:00	Minnesota at New Orleans 1:00	<b>SUNDAY, DECEMBER 14</b>	Buffalo at New England 1:00
NY Jets at Baltimore 2:00	Philadelphia at NY Giants 1:00	Green Bay at LA 1:00	Houston at Oakland 1:00
Washington at St. Louis 3:00		Kansas City at Cleveland 1:00	Miami at Baltimore 2:00

<b>MONDAY, NOVEMBER 17</b>	Buffalo at Cincinnati 9:00	<b>MONDAY, DECEMBER 15</b>	NY Jets at San Diego 6:00
<b>SUNDAY, NOVEMBER 23</b>	Baltimore at Miami 1:00	<b>SATURDAY, DECEMBER 20</b>	Minnesota at Buffalo 12:30
Chicago at LA 1:00	Cincinnati at Cleveland 1:00	Denver at Miami 3:30	Pittsburgh at LA 6:00
Denver at Atlanta 1:00	Detroit at Kansas City 1:00		
NY Giants at Buffalo 1:00	New England at Green Bay 1:00	<b>SUNDAY, DECEMBER 21</b>	Atlanta at Green Bay 1:00
Oakland at Washington 4:00	Philadelphia at Dallas 1:00	Chicago at New Orleans 1:00	Cleveland at Houston 1:00

### POST SEASON

Saturday, Dec. 27—AFC and NFC Divisional Playoffs (NBC and CBS)  
 Sunday, Dec. 28—AFC and NFC Divisional Playoffs (NBC and CBS)  
 Sunday, Jan. 4, 1976—AFC Championship Game (NBC)  
 NFC Championship Game (CBS)  
 Sunday, Jan. 18, 1976—Super Bowl X at Miami (CBS)  
 Monday, Jan. 26, 1976—AFC-NFC Pro Bowl at New Orleans (night, ABC)