


14499

**1976 MIAMI
DOLPHIN MEDIA
GUIDE**

Miami Dolphins.
Our Team of the Year.

Volaré.
Motor Trend Magazine's
Car of the Year.

See the official cars of the Miami Dolphins
 at your participating South Florida Chrysler-Plymouth Dealers.



DOLPHINS

BE A DOL'FAN!

Florida C-P West Palm Beach	Coral Way C-P Miami	Munroe-Zeder C-P North Miami
Joe Rose Motors Delray Beach	Howard Ayares C-P Miami	Northside Motors Miami
Harbor C-P Pompano Beach	Bill Binko C-P Ft. Lauderdale, Fla.	Sunshine C-P Miami
Fred Drake C-P Plantation	General C-P Hollywood, Fla.	Ken Roberts C-P Homestead



Media Guide

MIAMI DOLPHINS 1976 SCHEDULE

PRESEASON

July 31	MINNESOTA VIKINGS	8 p.m.
Aug. 8	at Detroit Lions	1 p.m.
Aug. 14	PHILADELPHIA	8 p.m.
Aug. 21	at Tampa Bay	8 p.m.
Aug. 28	at Houston Oilers	8 p.m.
Sept. 4	at New Orleans Saints	8 p.m.

REGULAR SEASON

Sept. 13	at Buffalo Bills	9 p.m.
Sept. 19	at New England	1 p.m.
Sept. 26	NEW YORK JETS	1 p.m.
Oct. 3	LOS ANGELES RAMS	4 p.m.
Oct. 10	at Baltimore Colts	4 p.m.
Oct. 17	KANSAS CITY	1 p.m.
Oct. 24	at Tampa Bay	1 p.m.
Oct. 31	NEW ENGLAND	1 p.m.
Nov. 7	at New York Jets	1 p.m.
Nov. 14	at Pittsburgh Steelers	4 p.m.
Nov. 22	BALTIMORE COLTS	9 p.m.
Nov. 28	at Cleveland Browns	1 p.m.
Dec. 5	BUFFALO BILLS	4 p.m.
Dec. 11	MINNESOTA VIKINGS	1 p.m.

Home Games Capitalized
All Times Local



MIAMI DOLPHINS

1976 Media Guide

ON THE COVER: With All-Pro linemen Bob Kuechenberg (67) and Jim Langer (62) leading interference, running back Benny Malone charges through the opening for an eight-yard touchdown run Nov. 9, 1975 against the New York Jets. Miami Herald photographer John Pineda caught the action.

TABLE OF CONTENTS

All-Pro Dolphins	116	Results	
Assistant Coaches	9-12	Game-by-Game	104-106
Attendance	88	Opponents Series	108-109
Awards Banquet	119	Preseason	110-111
Best of 1970s	18-19	Won-Loss Summary	107
Club Directory	2	Reviewing 1975	90-96
Depth Charts	28	Robbie Profile	3
Draft Choices	84-85	Rookie Profiles	67-71
Historical Highlights	77-82	Rosters	
Media Information	141	All-Time	86-87
Origin of Dolphins	76	Rookies	74-75
Playoffs 1970-75	112	Veterans	72-73
Player Profiles	30-66	Schedule of NFL	144
Prospects for '76	22-27	Shula Profile	5-7
Radio Network	143	Shula's Record	8
Records		Staff Profiles	13-16
Individual	127-134	Standings 1975	20
Team	135-137	Statistics 1975	
Opponents	138-140	Charts	97-99
100-Yard Games	124-125	Individual	101-102
Yearly Leaders	122-123	Team	100
Yearly Totals	120	Trades	83

**Tickets Are Available
For All Games
Gate 14, Orange Bowl
(305) 358-2444**

MIAMI DOLPHINS

330 Biscayne Boulevard
Miami, Fla. 33132

TRAINING CAMP

Biscayne College
16400 NW 32nd Avenue
Miami, Fla. 33054
Publicity: (305) 621-2766



MIAMI DOLPHINS, LTD. CLUB DIRECTORY

Administrative — (305) 379-1851

Managing General Partner Joseph Robbie
Vice President-Head Coach Donald F. Shula
Vice President Elizabeth L. Robbie
Vice President-Treasurer J. Michael Robbie
Corporate Secretary Audrey Nessheim
Ticket Director Vincent Aleles
Asst. Ticket Director Patricia Andrews
Public Relations Director Bob Kearney
Sales and Promotions Director Ken Small
Publicity Director Charles M. Callahan
Comptroller James H. Steeg
Executive Secretary Mariam E. Kircher
Executive Secretary Agnes (Pat) Bell
Secretary Donna Williams
General Bookkeeper Patricia D. Mitchell
Ticket Aide Jeanette Harrington
Ticket Aide Ruby Mullinex
Receptionist Leila Mobley
Mail Clerk Harry Blum
PR Consultant Hank Meyer Associates

Football — (305) 625-6491

Director of Pro Scouting George Young
Director of Player Personnel Bobby Beathard
Assistant Coaches
Linebackers, Pass Defense Don Doll
Defensive Backs, Punting Tom Keane
Defensive Line, Run Defense Mike Scarry
Receivers, Passing
Game Howard Schnellenberger
Offensive Line, Running Game John Sandusky
Offensive Backs, Special Teams Carl Taseff
Scout Sil Cornachione
Trainer Bob Lundy
Assistant Trainer Junior Wade
Equipment Manager Dan Dowe
Executive Secretary Lynn Brandom
Team Physician Dr. Herbert W. Virgin, Jr.
Asst. Team Physician Dr. Charles E. Virgin
Films Al King

JOSEPH ROBBIE

Managing General Partner



In a decade of phenomenal progress, the Miami Dolphins have become identified with the greatest football teams in National Football League history. The administrative genius of Joseph Robbie in alliance with the coaching excellence of Don Shula has produced Super Bowl victories in 1972 and 1973 while building the NFL's best record of the 1970s.

Robbie renewed that alliance July 9, 1976 when he signed Shula to a five-year contract through the 1980 season. Now the Dolphins are assured the unity and stability to remain a championship-caliber team.

Another challenge which has aroused Robbie's boundless spirit and determination is that of building a new 70,000-seat stadium in South Florida. A man of vision, Robbie scoffed at proposed \$18.5-million improvements to the aging Orange Bowl and proved through The McNulty Company that a new facility with chairback seats and adequate parking could be constructed for \$26.5 million exclusive of land costs.

He has silenced skeptics in the past with a tenacity that brought the Dolphins from a 1966 expansion team in the American Football League to an NFL power.

"I think that there's often more satisfaction in the struggle than in the accomplishment," he says.

The struggle began Aug. 16, 1965 when the Minneapolis lawyer was granted an AFL franchise for Miami. Robbie had distinguished himself as a national debate champion at the University of South Dakota, as a Democratic legislator in his native state, and as a municipal planner in Minneapolis. But his involvement in football, until 1965, had been confined to the sports pages of the weekly People's Press in Sisseton, S.D., where he had been a precocious 14-year-old sports editor.

A college classmate, AFL Commissioner Joe Foss, was approached by Robbie on behalf of a client interested in an AFL franchise for Philadelphia.

"He (Foss) told me the stadium there was in litigation," Robbie recalls. "He said there would be a good chance of getting a team for Miami but not for Philadelphia. I told my client, and he wasn't interested in Miami. So I decided to apply for the franchise there. The rest is history."

In the first season, when the AFL and NFL were competing for talent, Robbie made every effort to bring a winner to Miami by signing quarterback Rick Norton and linebacker Frank Emanuel to lucrative contracts. Crowds averaged only 26,062 and 28,978 those first two years.

"If we hadn't been persistent and hadn't been patient, if we hadn't looked down the tunnel and hadn't seen the

light, this franchise might have moved," Robbie says. "I didn't intend to move and I didn't appreciate having to deny constantly we weren't here to stay."

But in 1968, when the Baltimore Colts (under Shula) came to the Orange Bowl for an Aug. 31 preseason game, an AFL-record crowd of 68,125 filled the Orange Bowl.

"That's when I knew beyond all doubt that our struggle would succeed," Robbie remembers.

The Dolphins posted a 5-8-1 record in 1968 — best ever by a third-year expansion team — and in 1969, the Dolphins tied Oakland and lost by a field goal to the New York Jets in great efforts against divisional champions. But a fadeout the last month of the season convinced Robbie he needed to change the on-field leadership.

He accomplished it Feb. 18, 1970 when he introduced Shula as the new head coach. Immediately that season the Dolphins were transformed from a 3-10-1 outfit to a 10-4 playoff qualifier.

What followed was a succession of three American Conference championships, the best two-year record in NFL history (26-2) and an historic perfect season in 1972 culminating in a Super Bowl VII victory over Washington.

"I have never been hampered by Joe Robbie in doing the things necessary to put the best players on the field," Shula said.

Robbie's executive skills are recognized by his peers as he serves on the six-member Executive Committee of the NFL Management Council. His influence has helped bring the Super Bowl to Miami four times in 10 years.

Robbie, 60, believes in working for his community, and his spirit of generosity is evidenced by more than \$1 million in contributions to various charities during the first decade of the franchise. Among the beneficiaries have been the Boy Scouts, Variety Children's Hospital, Goodwill Industries, Kiwanis, Boys Clubs of South Florida, Greg Stead Fund, Archbishop's Charities, Operation Self-Help and the Gold Coast Summer Camp organized by All-Pro guard Larry Little.

A former chairman of the Community Relations Board, Robbie was praised in a Miami News editorial: "While striving for a sense of social justice, Robbie and his fellow board members offered a meaningful public forum to identify community tensions."

He was presented the prestigious Timmie Award from the Touchdown Club of Washington Jan. 19, 1974 in recognition of "extraordinary achievement" by the Dolphins (54-11-1) over a four-year period. He was named Pro Football Executive of the Year by the Long Island Athletic Club after the 1972 season, and he was Football Man of the Year by Football News and the Minutemen Club of the Twin Cities in 1971.

Most recently he was named Football Father of the Year by the Pop Warner Junior League Football, which recognized his support of charities and educational institutions on a nationwide basis.

He is involved in a broad spectrum of civic affairs. In addition to the Community Relations Board, he has served as a member of the Board of Directors of United Way, Heart Association, Boys Town and Easter Seal Society in

(continued on page 17)

DONALD F. SHULA Head Coach



With a total dedication to excellence and an innovative mind, Don Shula has made the Miami Dolphins the winningest team of the 1970s in the National Football League.

His incredible two-year record of 32-2 including Super Bowl triumphs in 1972 and 1973, and the perfect 17-0 mark in 1972 probably will never be equalled.

"I demand total involvement from our players," Shula says without compromise. "After God and family, the only thing that's important is what the Dolphins do on game day."

Shula, 46, has fashioned a 138-39-5 record in 13 seasons, and including his 10 triumphs in postseason playoffs, he has averaged 11.4 victories per year. He ranks fifth in NFL victories on the all-time list and No. 1 among active coaches.

The Dolphins (67-16-1) have won at least 10 games in each of Shula's six seasons, and in 1975, that consistency was maintained despite player defections and a crippling series of injuries.

"There comes a time when people have to stand up and be counted," Shula insisted of his players when he replaced five injured defensive starters and also retooled the offense. Eventually he relied upon a third-string quarterback and a rookie middle linebacker to sustain playoff hopes, which were squelched in a sudden-death overtime at Baltimore.

Characteristically, Shula grew more determined to succeed through adversity, and he didn't complain in defeat when controversial calls nullified a Dolphin touchdown and a game-saving interception at Houston.

"I've never used injuries or an official's decision to alibi any game," he said, "and I'm not going to start now. We had some tough calls that went against us, and these were the judgment variety. We've also won some games in the past when the judgment went our way."

While the 10-4 record in 1975 was remarkable under the circumstances, it paled against the success Shula wrought in his first season in Miami.

A joking telegram was delivered to Shula in 1970 after he left the Baltimore Colts for the task of molding the Dolphins into champions.

"Congratulations on your first coaching job," his friend Norm Van Brocklin had written. "Now you're going to know what the rest of us coaches have been going through all these years."

In 1963 Shula had become the youngest head coach

(33) in the history of the NFL and had guided the Colts to a 71-23-4 record for seven seasons. Van Brocklin always kidded Shula about his pushbutton job with Colts quarterback John Unitas in charge. Yet Shula's resourcefulness was magnified in 1965 when injuries sidelined Unitas and Gary Cuozzo, so that halfback Tom Matte wore the playbook on his wristband to quarterback an upset victory and win a co-championship.

But the downtrodden Dolphins represented a stiffer challenge for Shula. He tackled an expansion team which possessed a four-year mark of 15-39-2 including a miserable 3-10-1 record the previous season.

"We had a nucleus of talent," Dolphin quarterback Bob Griese later observed, "but we needed someone to lead us."

Shula brought discipline to the Biscayne College training camp and ordered fullback Larry Csonka and guard Larry Little both to shed 20 pounds. He established an unthinkable schedule of four-a-day workouts and he sought precision in every maneuver. Five rookies including a free agent and a 12th-round draftee became starters on defense.

That revitalized club sprang to a 4-1 start including first-ever victories over Oakland and the New York Jets. Then after enduring a midseason slump (Shula resolutely kept his faith in Griese), the Dolphins built a six-game winning streak for a 10-4 record and a playoff berth.

Shula had laid the foundation of a dynasty, and in 1971, the Dolphins won their first of four consecutive AFC East championships with a 10-3-1 mark. On Christmas Day in Kansas City, pro football's longest game (82 minutes, 40 seconds) was won with Garo Yepremian's 37-yard field goal for Miami. A week later, the Dolphins smothered the Unitas-led Colts, 21-0, on the same Poly-Turf where Baltimore had won Super Bowl V the previous season.

But a disappointing 24-3 loss to Dallas in Super Bowl VI filled Shula and his athletes with greater purpose, and in 1972, the NFL witnessed what was acclaimed in headlines "Greatest Team Ever!"

A quarterback whom Shula had plucked from the waiver list after 11 AFC clubs passed — Earl Morrall — guided the Dolphins to 11 victories after Griese suffered a broken ankle. The Dolphins topped the NFL rushing record (2,960 yards), and with a career record of 105-30-1, Shula became the first NFL coach to win 100 games in his first decade of coaching. George Allen (97), Vince Lombardi (96) and Paul Brown (92) approached the mark.

Incredibly, the unbeaten Dolphins were three-point underdogs to Washington in Super Bowl VII. Shula elected to go with a healthy Griese, and the Dolphins dominated the Redskins, 14-7, for the coach's first NFL championship.

"This is the ultimate," Shula said.

If anything could compare with a perfect season, it was the overpowering manner in which Shula's team repeated as champions. The Dolphins crushed three playoff opponents, 85-33, including a 24-7 rout of Minnesota in Super Bowl VIII.

"I'm just a guy who rolls up his sleeves and goes to work," Shula says. "I don't have peace of mind until I know I've given the game everything I can because the whole idea is to somehow get a winning edge. Sometimes it takes just a little extra something to get that edge. But you have to get it."

Shula was a running back at John Carroll University in Cleveland, and in 1950, he gained 125 yards as the Blue Streaks upset Syracuse, 21-16.

He was the only rookie on the Cleveland Browns in 1951 until college teammate Carl Taseff joined him at midseason, and Shula intercepted four passes that season. He also had a 96-yard touchdown return nullified by a roughing-the-passer penalty.

Shula was involved in a 15-man trade with the Colts in 1953, and he played four seasons in Baltimore (1953-56) and one season in Washington (1957). He had 21 career interceptions.

He entered the coaching ranks with assistant's jobs at Virginia (1958) and Kentucky (1960), and he joined the NFL's Detroit Lions (1960-62) under George Wilson. The Lions posted records of 7-5, 8-5-1 and 11-3 with Shula as defensive coordinator.

Then in 1963 he succeeded Weeb Ewbank as head coach at Baltimore, and in the 13 seasons that followed, Shula has won at least 10 games in 10 seasons and has reached the championship game five times (1964, 1968, 1971, 1972, 1973) with two victories.

"Success is never final; defeat is never fatal," are strong Shula beliefs supported by his coaching experiences.

He is considered the major modern influence on pro football. One national writer has said, "AFC coaches . . . are overwhelmingly Miami-conscious . . . in striving to beat Shula, they have acquired enough to win handily from most of their NFC opposition."

He has served on the select four-man NFL Competition Committee for two years, thus helping to introduce rules changes and appraise all aspects of the game.

Shula is a devoted family man. He and the former Dorothy Bartish were married July 19, 1958, and they have five children — two boys and three girls — David 17, Donna 15, Sharon 14, Annie 12 and Mike 11. They live in Miami Lakes.

David is a defensive safety in his senior year at Hollywood Chaminade High.

Shula, whose graduating class at John Carroll University will celebrate its 25th anniversary this fall, received an honorary doctorate in humanities from his alma mater May 27, 1973. He also was presented an honorary degree from Biscayne College in 1974.

In 1975 Shula served as the Florida Crusade Chairman for the National Cancer Society and co-chairman of the Jerry Lewis March Against Dystrophy. He is a member of the National Sports Committee for both the Multiple Sclerosis Society and the Muscular Dystrophy Association, and he is a board member of the Heart Association of Greater Miami.

He also has a four-year term (1975-78) on the national advisory board of "Who's Who in High School Athletics."

WINNINGEST NFL COACHES

Yrs.	Coach	Regular Season	Win Avg.	Play-offs	TOTAL	Win Avg.
40	George Halas	320-147-3	8.0	6-3	326-150-31	8.1
33	Curly Lambeau	231-133-23	7.0	3-2	234-135-25	7.1
21	Paul Brown	166-100-6	7.9	4-8	170-108-6	8.1
23	Steve Owen	151-100-17	6.6	2-8	153-108-17	6.7
13	DON SHULA	138-39-5	10.6	10-6	148-45-5	11.4
20	Weeb Ewbank	130-129-7	6.5	4-1	134-130-7	6.7
16	Tom Landry	126-90-6	7.9	10-8	136-98-6	8.5
15	Hank Stram	124-76-10	8.3	5-3	129-79-10	8.6
18	Sid Gillman	122-99-7	6.8	1-5	123-104-7	6.8
15	Buddy Parker	104-75-9	6.9	3-1	107-76-9	7.1
10	George Allen	97-38-5	9.7	2-6	99-44-5	9.9
10	Vince Lombardi	96-34-6	9.6	9-1	105-35-6	10.5
15	Lou Saban	93-96-7	6.2	2-2	95-98-7	6.3

DON SHULA'S REGULAR-SEASON RECORD

Year	Team	W-L-T	Pct.
1963	Baltimore	8-6-0	.571
1964	Baltimore	12-2-0	.857
1965	Baltimore	10-3-1	.769
1966	Baltimore	9-5-0	.643
1967	Baltimore	11-1-2	.917
1968	Baltimore	13-1-0	.929
1969	Baltimore	8-5-1	.615
	TOTAL BALTIMORE.....	71-23-4	.760
1970	Miami	10-4-0	.715
1971	Miami	10-3-1	.769
1972	Miami	14-0-0	1.000
1973	Miami	12-2-0	.857
1974	Miami	11-3-0	.786
1975	Miami	10-4-0	.714
	TOTAL MIAMI.....	67-16-1	.803
	ALL GAMES	138-39-5	.760

PRESEASON RECORD

Year	Team	W-L-T	Pct.
1963	Baltimore	4-1-0	.800
1964	Baltimore	3-1-1	.700
1965	Baltimore	5-0-0	1.000
1966	Baltimore	5-0-0	1.000
1967	Baltimore	4-1-0	.800
1968	Baltimore	5-1-0	.833
1969	Baltimore	6-0-0	1.000
	TOTAL BALTIMORE.....	32-4-1	.887
1970	Miami	4-2-0	.667
1971	Miami	2-3-1	.416
1972	Miami	3-3-0	.500
1973	Miami	3-2-1	.583
1974	Miami	4-2-0	.667
1975	Miami	5-1-0	.833
	TOTAL MIAMI.....	21-13-2	.611
	ALL GAMES	53-17-3	.733

POSTSEASON RECORD

	Baltimore	Miami	Total
	W-L	W-L	W-L
Super Bowls.....	0-1	2-1	2-2
Championship Games	1-1	3-0	4-1
Playoff	2-1	3-2	5-3
TOTALS.....	3-3	8-3	11-6

ASSISTANT COACHES



DON DOLL

Linebackers, Pass Defense

14th Season, 2nd with Dolphins

Born Aug. 29, 1926

Don Doll immersed himself in the Dolphins' defensive strategies in 1975, and under his tutelage, rookie linebacker Steve Towle developed into a reliable starter. Now in his second season, Doll can blend first-round draftees Larry Gordon and Kim Bokamper into a linebacking corps that may become the Dolphins' strongest group in history.

Doll's efforts with the pass defense helped Miami limit its opponents to nine touchdown passes in 1975 while 21 passes were intercepted.

Doll, 48, was a two-way halfback at the University of Southern California (1944-48) and was a team captain at the Hula Bowl. He had served with the Marines in the South Pacific during World War II, and he was on special assignment, guarding a Japanese reporter aboard the USS Missouri, when he witnessed the signing of the peace treaty Sept. 2, 1945.

As a 1949 rookie with the Detroit Lions, he became only the third man to intercept four passes in a game (now 13 have done it). That year he swiped 12 passes and led the NFL in kickoff returns. He was named to the Pro Bowl four times, and three times he ranked second in the NFL in interceptions during a six-year career (Detroit 1949-52, Washington 1953, Los Angeles 1954), and he played for the Lions' championship team in 1952. His best seasons for pass thefts were 12 in 1949, 11 in 1950 and 10 in 1953.

After eight years in college coaching, including 1957-58 at Southern Cal and 1959-62 at Notre Dame as backfield coach, Doll joined the NFL under George Wilson. His 13 pro coaching seasons include Detroit (1963-64), Los Angeles (1965), Washington (1966-70), Green Bay (1971-73) and Baltimore (1974) where he was the defensive coordinator. He succeeded Vince Costello on the Miami staff.

He and his wife Diana (married 6-17-50) live in Hollywood with their five children — Steven (1-16-52), Wendy (7-13-54), Kevan (12-25-56), Heidi (4-26-60) and Michael (6-6-67).



TOM KEANE

Defensive Backs, Punting

13th Season, 11th with Dolphins

Born Sept. 7, 1926

Tom Keane, an All-Pro safety in 1953 when Don Shula was right cornerback for the Baltimore Colts, coached the Dolphin defensive backfield since the club's inception in 1966. He is one

of only seven NFL assistant coaches with more than 10 years' service to their respective club.

Keane, 50, molded a ball-hawking secondary his first season in Miami as the Dolphins intercepted 31 passes (still a team record) and ranked second in the American Football League. In 1973, when the Dolphins were marching to a second Super Bowl title, Keane's secondary allowed only five TD passes all season.

He was a freshman quarterback and tailback for unbeaten Ohio State in 1944, and after a 20-month stint as a seaman in the South Pacific, Keane played at West Virginia. He skipped his senior year to be drafted by Los Angeles (1948-51) and was traded to the short-lived Dallas Texans (1952). When the franchise shifted to Baltimore, Keane set a Colts record of 11 interceptions for 118 yards in 1953. That mark is still on the books. He also averaged 42.8 yards punting and he held the ball for Bert Rechichar's 56-yard field goal.

Keane played with the Chicago Cardinals (1955) and his career ended with a knee injury suffered while tackling Tank Younger in a 1956 preseason game. He coached with the Cardinals (1957) and the Calgary Stampeders (1960) of the Canadian Football League.

In 1961 he was offered the head coaching position with the Wheeling Ironmen of the United Football League. Keane's team won two championships, and it helped him get an NFL job with Pittsburgh in 1965. The following year he came to Miami.

He and his wife Mary (married 7-5-52) live in Miami and have two daughters and two sons — Candi (3-21-54), Tom (5-27-56), Tim (2-13-60) and Mary (2-21-67). Tom Jr. is a starting safety as a sophomore at Waynesburg College.



JOHN SANDUSKY

Offensive Line, Running Game

18th Season, 1st with Dolphins

Born Dec. 28, 1925

John Sandusky, the offensive line coach under Don Shula for seven years (1963-69) with the Baltimore Colts, rejoined Shula this season to direct the best blocking unit in the NFL. He succeeded Monte Clark, now head coach of the San Francisco 49ers.

Actually Shula sought to hire Sandusky in 1970 when Shula arrived in Miami, but the Baltimore coaching staff was frozen. Sandusky remained with the Colts to coach the defensive line (1970-72) under Don McCafferty. He also had coached the defensive line (1959-62) under Shula's predecessor Weeb Ewbank.

When McCafferty was fired after a 1-4 start in 1972, Sandusky served as interim head coach of the Colts and posted a 4-5 record with two losses to the unbeaten Dolphins.

He spent three seasons in his native Philadelphia (1973-75) coaching the Eagles' offensive line. He was hired the same day

the Eagles traded for Colt running back Norm Bulaich, now a fullback for the Dolphins.

He was an All-American tackle at Villanova, and he played seven NFL seasons with Cleveland (1950-55) and Green Bay (1956). He was one of Don Shula's teammates at Cleveland in 1951 and 1952.

Sandusky was an assistant coach at Villanova (1957-58) before joining the Colts' staff in 1959.

He and his wife Ruth (married 3-31-51) have four sons and a daughter — John (1-4-52), James (6-21-53), Ruth (10-5-55), Joseph (1-30-59) and Gerry (9-5-61).



MIKE SCARRY

Defensive Line, Run Defense

10th Season, 7th with Dolphins

Born Feb. 1, 1920

Mike Scarry shuffled his defensive line, adjusting to a crush of injuries in 1975, and in the process, he developed what now may be the Dolphins' best foursome at rushing the passer.

Scarry, 56, measures the harassment caused by his linemen more than the number of quarterback sackings, and the Dolphins were more intimidating last season. Also QB sacks jumped from 31 the previous season to 40 (only five less than the team record). Scarry has blended a pair of All-Pro talents, Bill Stanfill and Vern Den Herder, with aggressive young tackles Randy Crowder and Don Reese.

Scarry's run defense has been consistently outstanding. Players with a 100-yard game against the Dolphins since 1970 can be counted on one hand, and the 100-yard games of O.J. Simpson can be counted on one finger. None of the 1975 opponents gained more than 180 yards rushing against the Dolphins, and Miami topped that figure eight times in 14 games.

Scarry was a center and linebacker at Waynesburg College when he played in the first game ever televised (Waynesburg-Fordham in New York, 1939). After two years in the Army, he played for the Cleveland Rams (1944-45) and was captain of the Rams' championship team in 1945. He stayed in Cleveland when the Rams moved to Los Angeles, and Scarry was the captain of the Browns in the old All-America Conference.

He began an 18-year college coaching career at Western Reserve (1948-49) with later stops at Santa Clara (1950-52), Loras (1953), Washington State (1954-55), Cincinnati (1956-62) and Waynesburg (1963-65).

Scarry moved into the pro ranks with the Washington Redskins (1966-68) and spent the 1969 season as a scout for the San Francisco 49ers before Shula hired him to the Dolphins' staff in 1970.

He and his wife Elizabeth (married 1-27-43) live in Miami and have eight children, five boys and three girls — Sally Beth, Mike (6-22-47), Patricia (7-22-49), Tom (3-6-51), Maggie (7-24-53), John (10-26-54), Jim (10-25-55) and Dennis (7-27-59).



HOWARD SCHNELLENBERGER

Receivers, Passing Game

11th Season, 5th with Dolphins

Born March 16, 1934

Howard Schnellenberger helped to design the game-by-game offensive strategy that carried the Dolphins to a perfect 17-0 record in 1972, and when he returned in 1975, he contributed to form a more versatile attack.

The Dolphins scored more points (357) and gained more total yards (4509) in 1975 than in any season except the perfect year (385 and 5,036), and the presence of the pipe-smoking Schnellenberger was no coincidence.

Schnellenberger, 42, was hired by Coach Don Shula in 1970 after coaching the receivers at Los Angeles (1966-69) under George Allen.

He became head coach of the Baltimore Colts in 1973 and compiled a 4-10 record. He was dismissed after an 0-3 start in 1974 and the Colts finished 2-12. He returned to the Dolphins in 1975 after the departure of Bob Schnelker.

Schnellenberger was an All-American end at Kentucky in 1955 with quarterback Bob Hardy, and he earned all-state basketball honors at Flaget High in Louisville. He played two seasons in the Canadian Football League with an intervening year in the Army.

Then in 1959 he joined the staff of Blanton Collier at Kentucky (along with Don Shula), and in 1961, he began a five-year stint at Alabama under Paul (Bear) Bryant. The Bear had coached Schnellenberger at Kentucky in 1953.

In charge of the Alabama offense, Schnellenberger worked with quarterback Joe Namath (1962-64) while the Crimson Tide compiled records of 10-1, 9-2 and 10-1. Then in 1965 with quarterback Steve Sloan under Schnellenberger's wing, Alabama won the national championship with a 9-1-1 mark including an Orange Bowl victory over Nebraska.

He and his wife Beverlee Ann (married 5-2-56) live in Miami Lakes with their three sons — Stephen (1-27-60), Stuart (1-10-61) and Tim (11-2-68).



CARL TASEFF

Offensive Backs, Special Teams

10th Season, 7th with Dolphins

Born Sept. 28, 1928

Carl Taseff revamped the Dolphins' offensive backfield in 1975, and the running game cranked up for the second-highest total (2,500 yards) in team history. The Dolphins had led the AFC in rushing three times (1970-72) since Taseff joined the Dolphin staff in 1970.

Among the adjustments in 1975 were to combine the talents of Don Nottingham and Norm Bulaich at fullback (they produced 22 touchdowns) and to utilize the pass-receiving skills of punter Larry Seiple on third-down plays.

He scouted Dolphin opponents for three years (1970-72), an endeavor in which he gained experience with the CEPO scouting combine in 1968 and 1969.

Taseff, a native of Cleveland, starred as a running back at John Carroll University and he scored 22 TDs in 1950. He and Don Shula played in the same backfield for Coach Herb Eisele, and they also were roommates with the Cleveland Browns (1951-52) and the Baltimore Colts for four seasons. In his nine-year career at left cornerback with the Colts (1953-61) Taseff set a team record with a 90-yard punt return for a touchdown Oct. 14, 1956 against Green Bay (four returns for 148 yards) and an NFL record with a 99-yard TD return of a Walt Michaels field-goal attempt Dec. 12, 1959 against Los Angeles. He also holds Baltimore career records of 112 punt returns for 826 yards, and he never fumbled a punt.

He concluded his pro career in 1962 with Buffalo of the American Football League, and after a year in the insurance field, he became a defensive coach with the AFL Boston Patriots (1964) and the NFL Detroit Lions (1965-66). In those days, Nick Buoniconti was the Patriots' middle linebacker and Garo Yepremian kicked six field goals in one game for the Lions. Yepremian, the Dolphins' all-time scorer, came to Miami as a free agent in 1970 a few months after Taseff joined Shula's staff.

Taseff also works with the Dolphins' kicking game.

He lives in Key Biscayne and has two daughters, Cynthia Sue 20 and Susan 16.

PERSONNEL DEPARTMENT



GEORGE YOUNG

Director of Pro Scouting

2nd Season with Dolphins

George Young, who keeps an eye on NFL players for possible waiver acquisitions and trades, has scouted Dolphin opponents and negotiated contracts with veterans as Director of Pro Scouting. He was appointed in March 1975 as successor to Pat Peppier.

Young, 45, was an educator and coach for 16 years at City College High in Baltimore, producing championship teams. In January 1968, when Coach Don Shula and his Baltimore staff were working the Pro Bowl, Shula asked Young to look at films and evaluate players for college draft.

"I gave him the key to the office," Shula recalled, "and when we got back from the Pro Bowl, he had evaluated all the players and gave us reasons to accept or reject them. He was very organized and, as it turned out, very accurate."

Young was hired as a full-time scout in 1969 and became offensive line coach in 1970 after Shula accepted the Dolphins' head coaching job. In 1971 and 1972 he acted as Director of Player Personnel, signing the Colts' rookies, and in 1973 he was offensive coordinator under Coach Howard Schnellenberger. He

joined the Dolphins as game scout for 1974 season and was promoted six months later.

Young was a Little All-America tackle at Bucknell in 1951, and he played for the ill-fated Dallas Texans in 1952.

He and his wife Lovey live in Hollywood Hills, Fla.



BOBBY BEATHARD

Director of Player Personnel

5th Season with Dolphins

Bobby Beathard has reinforced the Dolphins with talented rookies through the college draft, and he is optimistic that the 1976 draftees will be even better. It will be difficult, however, to surpass Beathard's impressive record for the past two seasons.

In 1974, when the Dolphins had three picks in the second round, eight rookies made the 47-man roster and five were starters by the end of 1975. Six others among the '74 rookies signed with the defunct World Football League.

For an encore in 1975, Beathard drafted seven athletes in the first six rounds who made the 43-man roster, and an eighth player landed a job with another NFL club. That's a total of 16 NFL players in two years of Beathard's drafting.

Beathard, 39, quarterbacked Cal Poly (San Luis Obispo) to consecutive 9-1 records in 1957 and 1958. After a couple of NFL tryouts as a defensive back and a brief stay with the San Diego Chargers in 1961, he spent three years as an aide in the American Football League office.

His scouting career began with Kansas City (1966-67) and Atlanta (1968-71) before he succeeded Joe Thomas as Director of Player Personnel for the Dolphins in 1972.

Beathard's younger brother Pete was a star quarterback at the University of Southern California and a first-round draft choice of Kansas City. Beathard is the father of three sons and a daughter, and he lives in Key Biscayne, Fla.



BOB LUNDY

Trainer

10th Season with Dolphins

Bob Lundy bandaged the Dolphins through 1975 plague of injuries that matched 1969 in severity, and his efforts have been crucial to the team's success.

Lundy was recognized for his treating the wounded when the Dolphins presented him with a game ball after clinching a fourth consecutive AFC East championship in 1974. It may be the only time an NFL trainer has been so honored.

In 1969 the Dolphins had seven players forced to undergo knee surgery while quarterback Bob Griese, guard Larry Little and tackle Norm Evans had disabling knee injuries. Six knee

operations and two foot operations were among 12 surgeries since the start of 1975 training camp, and at season's end there were seven players on injured reserve.

Lundy, 40, is the original trainer of the Dolphins although he spent 1973 in the real estate business. He graduated from Boston University in 1958 and was the assistant trainer at Indiana University while in graduate school. He became the head trainer at Detroit University (1960-63) while serving as assistant trainer of the NFL Detroit Lions, and in 1964, he became a full-time assistant with the Lions.

Lundy and his wife Alice (married 6-2-62) live in Miami with their three sons — Bobby (3-30-63), Billy (6-30-66) and David (1-30-70).



JUNIOR WADE

Assistant Trainer

2nd Season with Dolphins

Junior Wade joined the Dolphins' staff in 1975 after coaching Davidson College to its best baseball record (21-15) in history including an upset of College World Series runnerup South Carolina.

He had worked in the Dolphins' summer camp in 1973 and 1974 while he was the assistant trainer at Davidson. He was promoted to a coaching job at Davidson in 1975.

Wade, 29, is a native of Bath, S.C., and was a three-year baseball letterman at South Carolina State. After receiving his master's degree, he went to Fayetteville State as a trainer and guidance counselor.

Junior and his wife Constance (married 12-30-70) live in Hialeah with their son Aaron (2-25-72).



DAN DOWE

Equipment Manager

11th Season with Dolphins

Dan Dowe has been repairing helmets and shoulder pads and laundering uniforms since the inception of the Dolphins when he was the assistant equipment manager. He became the equipment manager in 1968.

Now with Prescription Athletic Turf installed at the Orange Bowl, Dowe will be worrying about grass stains in home uniforms for the first time since 1969.

Dowe, 52, is a native of Brighton, Mass. He served 4½ years aboard the destroyer USS Forest in World War II, and the ship was hit by a kamikaze plane. As a civilian he worked in industrial electronics in Boston and then as a police officer in Bal Harbour, a Miami Beach suburb.

Dowe and his wife Virginia (married 6-8-57) live in North Miami with their son Darin (9-14-69).



SIL CORNACHIONE

Scouting

5th Season with Dolphins

Sil Cornachione has tracked the Midwest for football talent since 1972 when he joined the Dolphins after a college coaching career.

Cornachione, 46, was backfield coach for 10 years at John Carroll University in Cleveland. Then he joined the Toledo staff of Coach Frank Lauterbur as offensive coordinator (1967-70) as the Rockets won three consecutive Mid-American Conference championships. He coached in 1971 at the University of Virginia before coming to the Miami organization in April 1972.

He was a linebacker and reserve fullback at John Carroll when Don Shula and Carl Taseff were stars in the Blue Streaks' backfield in 1950.

He and his family live in Worthington, Ohio.



VINCE ALELES

Ticket Director

3rd Season with Dolphins

Vince Aleles has been handling tickets for more than two decades, and he has played a vital role in organizing the Dolphins' booming season-ticket sales of the 1970s.

Aleles, 46, came to the Dolphins in 1972 when the club set a record of 69,303 tickets sold for the season. This represented a more than 50 per cent jump from 44,834 in 1971, and in 1973 the orders jumped to an NFL-record 74,961 that hasn't been topped. A native New Yorker, Aleles left Miami in March 1973 to open a restaurant in Manhattan, and he returned to the Dolphins in July 1975.

Aleles hasn't always been concerned with "paid" admissions. As a youngster he would sneak underneath the Bedford Avenue fence at Ebbets Field to see the Brooklyn Dodgers. He began working at Yankee Stadium in 1950 as a clerk-typist. He worked in the Yankees' mail order department from 1952 to 1961 except for one year (1955) organizing the Kansas City A's ticket department. In 1961 he became ticket manager of the expansion New York Mets, and in 1963 he switched to pro football as ticket manager of the New York Jets.

He eventually was selling Broadway as treasurer for Schubert Theaters from 1966 through 1971, and he handled such hits as "Funny Girl," "Promises, Promises" and "Annie Get Your Gun."

His most memorable sale was the Shea Stadium hysteria surrounding the Beatles' first appearance in the United States in 1963.

He and his wife Margaret (married 12-26-56) have triplet daughters Margaret, Andrea and Diane born March 26, 1959 and now seniors at Rutherford (N.J.) High. Their son Joe (2-16-58) is a college freshman.

(continued from page 4)

Dade County and on National Board of Directors of the American Health Foundation and the U.S.O. He works on the Board of Trustees of the Dade Foundation, Jackson Memorial Hospital, Third Century U.S.A. and Biscayne College, and he has served on the Board of Governors of the Greater Miami Chamber of Commerce and, since 1959, the St. Jude Children's Research Hospital in Memphis.

He has engaged in several educational fund-raising drives, and his guidance as national chairman for the Dakota Dome project since 1973 enabled the University of South Dakota to break ground June 12 for the \$7.2-million arena.

South Dakota should have guessed this native son would aspire and accomplish great things from the way he went one-on-one with Grantland Rice, the famous sportswriter, in selecting All-America teams in 1931. Years before television brought football to every American home, Robbie used his imagination to create a mythical game between his and Rice's All-America teams, and the game unfolded on the sports page of the People's Press. Robbie's team was protecting a 10-7 lead with time running out, and the youngster wrote:

"Bobby Dodd (opposing quarterback) got loose and into the open on the next play with Bert Metzger (Notre Dame guard) in pursuit. They passed the 30, the 20 and the 10-yard lines. Bert was five yards behind; he lunged forward and smacked Dodd's hips. Down they went. The ball was not over! It was on the one-yard line. The gun sounded the game out as the player thudded against the ground. The People's Press had won, 10-7!"

The game played in the mind of a 14-year-old boy would become a reality in the modern Super Bowl.

He has exhibited leadership qualities as student body president of both colleges he attended — Northern State Teachers College and the University of South Dakota, where he won the national debating title in 1939 and earned his law degree in 1946. He had enlisted in the Navy the day after the bombing of Pearl Harbor, and he received the Bronze Star for his part in five South Pacific invasions.

He practiced law in Mitchell, S.D. (1948-53) when he served as Democratic State Chairman and as a state representative in the legislature. He moved to Minneapolis in 1951 to become Regional Counsel for the Office of Price Stabilization, and later he served as regional director for a four-state area. He was a charter member of the Twin Cities Metropolitan Planning Commission, and he drafted the law which created the Minnesota Municipal Commission for which he was chairman (1959-65).

In 1965 he represented Vice President Hubert H. Humphrey on the committee which planned the inauguration of President Lyndon B. Johnson and Humphrey.

He was married to Elizabeth Ann Lyle Dec. 28, 1942 and they have had 11 children (nine are living, two are deceased). The Robbies live in Miami Shores with their four youngest sons Tim 21, Brian 16, Danny 15 and Kevin 13.

MIAMI DOLPHINS NFL'S BEST RECORD SINCE '70 MERGER

Since the 1970 merger of the National and American Football Leagues, the Miami Dolphins have compiled the best regular-season record (67-16-1) in the NFL. Coach Don Shula's club has won at least 10 games every year.

The Dolphins also swept three consecutive American Conference championships (1971-73) and back-to-back Super Bowls (1972-73) including an unprecedented 17-0 record in 1972. With a playoff record of 8-3, the Dolphins are 75-19-1 overall in the 1970s for a winning percentage of .795.

Only the Green Bay Packers (1966-67) and Pittsburgh Steelers (1974-75) have won consecutive Super Bowls as the Dolphins.

PLAYOFFS OF THE 1970s (1970-75)

	Playoff Entry	W	L	Pct.	Super Bowl	NFL Titles
Miami	5	8	3	.727	3	2
Pittsburgh	4	7	2	.778	2	2
Dallas	5	9	4	.692	3	1
Baltimore	3	4	2	.667	1	1
Minnesota	5	4	5	.444	2	0
Washington	4	2	4	.333	1	0
Oakland	5	4	5	.444	0	0
San Francisco	3	2	3	.400	0	0
Los Angeles	3	2	3	.400	0	0
Cleveland	2	0	2	.000	0	0
St. Louis	2	0	2	.000	0	0
Cincinnati	3	0	3	.000	0	0
Kansas City	1	0	1	.000	0	0
Buffalo	1	0	1	.000	0	0
Green Bay	1	0	1	.000	0	0
Detroit	1	0	1	.000	0	0
	42	42			0	0

The Dolphins also possess the best interconference record in the NFL, winning 16 of 18 games with NFC opponents. That included an 11-game winning streak. In 1976 the Dolphins will face two NFC teams — Los Angeles and Minnesota — which have 13-6 records against AFC opponents.

Miami won 31 consecutive games at the Orange Bowl including three playoff games from Oct. 17, 1971 to Dec. 15, 1974; and the Dolphins are 42-4 at home, 31-14-1 on the road and 2-1 on neutral sites (Super Bowls) during the 1970s.

INTERCONFERENCE RECORDS

	W	L	T	Pct.	1975
National East	51	37	2	.578	7-8
American East	47	42	1	.528	7-8
National Central	38	35	2	.520	5-8
American West	34	39	4	.468	7-5
National West	33	40	2	.453	5-7
American Central	31	41	1	.431	9-4

INTERCONFERENCE VICTORIES

Year	NFC	AFC	Tie	Super Bowl
1970	27	12	1	AFC
1971	23	15	2	NFC
1972	19	20	1	AFC
1973	19	19	2	AFC
1974	17	23	0	AFC
1975	17	23	0	AFC
TOTALS	122	112	6	AFC, 5-1

DOLPHINS IN THE 1970s

Year	W	L	T	Pct.	Pls.	Opp.
1970	10	4	0	.714	297	228
1971	10	3	1	.750	315	174
1972	14	0	0	1.000	385	171
1973	12	2	0	.857	343	150
1974	11	3	0	.786	327	216
1975	10	4	0	.714	357	222
TOTALS	67	16	1	.803	2024	1161

NFL COMPOSITE (1970-75)

AMERICAN CONFERENCE

	Eastern Division				Interconference			
	W	L	T	Pct.	W	L	T	Pct.
Miami	67	16	1	.803	16	2	0	.889
Baltimore	42	41	1	.506	10	8	0	.566
Buffalo	34	48	2	.417	7	10	1	.417
New York Jets	31	53	0	.369	5	13	0	.278
New England	26	58	0	.310	9	9	0	.500

	Central Division				W	L	T	Pct.
	W	L	T	Pct.	W	L	T	Pct.
Pittsburgh	54	29	1	.649	11	7	0	.611
Cincinnati	48	36	0	.571	11	7	0	.611
Cleveland	40	42	2	.488	6	13	0	.316
Houston	26	56	2	.321	3	14	1	.194

	Western Division				W	L	T	Pct.
	W	L	T	Pct.	W	L	T	Pct.
Oakland	58	20	6	.726	13	4	1	.750
Kansas City	42	37	5	.530	8	8	2	.500
Denver	34	45	5	.434	8	14	1	.370
San Diego	24	55	5	.315	5	13	0	.278

NATIONAL CONFERENCE

	Eastern Division				Interconference			
	W	L	T	Pct.	W	L	T	Pct.
Dallas	59	25	0	.702	15	3	0	.833
Washington	54	29	1	.649	9	9	0	.500
St. Louis	41	39	4	.512	9	7	2	.556
N.Y. Giants	30	53	1	.363	9	9	0	.500
Philadelphia	27	53	4	.345	9	9	0	.500

	Central Division				W	L	T	Pct.
	W	L	T	Pct.	W	L	T	Pct.
Minnesota	64	20	0	.762	13	6	0	.684
Detroit	45	36	3	.553	11	7	1	.605
Green Bay	35	45	4	.440	9	8	1	.528
Chicago	27	56	1	.327	5	14	0	.263

	Western Division				W	L	T	Pct.
	W	L	T	Pct.	W	L	T	Pct.
Los Angeles	57	24	3	.696	13	6	0	.684
San Francisco	43	39	2	.524	10	9	0	.526
Atlanta	34	47	3	.423	9	10	0	.474
New Orleans	20	60	4	.262	1	15	2	.111

1975 NFL STANDINGS

AMERICAN CONFERENCE

Eastern Division

	W	L	T	Pct.	Pts	Opp
x-Baltimore	10	4	0	.714	395	269
Miami	10	4	0	.714	357	222
Buffalo	8	6	0	.571	420	355
New England	3	11	0	.214	258	358
N.Y. Jets	3	11	0	.214	258	433

x-defeated Miami twice

Central Division

	W	L	T	Pct.	Pts	Opp
Pittsburgh	12	2	0	.857	373	162
y-Cincinnati	11	3	0	.786	340	246
Houston	10	4	0	.714	293	226
Cleveland	3	11	0	.214	218	372

y-wild-card entry

Western Division

	W	L	T	Pct.	Pts	Opp
Oakland	11	3	0	.786	375	255
Denver	6	8	0	.429	254	307
Kansas City	5	9	0	.357	282	341
San Diego	2	12	0	.143	189	345

NATIONAL CONFERENCE

Eastern Division

	W	L	T	Pct.	Pts	Opp
St. Louis	11	3	0	.786	356	276
y-Dallas	10	4	0	.714	350	268
Washington	8	6	0	.571	325	276
N.Y. Giants	5	9	0	.357	216	306
Philadelphia	4	10	0	.286	225	302

y-wild-card entry

Central Division

	W	L	T	Pct.	Pts	Opp
Minnesota	12	2	0	.857	377	180
Detroit	7	7	0	.500	245	262
Chicago	4	10	0	.286	191	379
Green Bay	4	10	0	.286	226	285

Western Division

	W	L	T	Pct.	Pts	Opp
Los Angeles	12	2	0	.857	312	135
San Francisco	5	9	0	.357	255	286
Atlanta	4	10	0	.286	240	289
New Orleans	2	12	0	.143	165	360

PLAYOFF RESULTS

AFC — at Pittsburgh 28, Baltimore 10

at Oakland 31, Cincinnati 28

AFC Title — at Pittsburgh 16, Oakland 10

NFC — at Los Angeles 35, St. Louis 23

Dallas 17, at Minnesota 14

NFC Title — Dallas 37, at Los Angeles 7

Super Bowl X — Pittsburgh 21, Dallas 17 at Miami



'76 Prospectus

PROSPECTS FOR 1976

Typical of the crisis atmosphere for the 1975 Miami Dolphins was the preparation for a Dec. 7 clash with the Buffalo Bills.

The Dolphins' top two quarterbacks, Bob Griese and Earl Morrall, were injured in consecutive games with Griese having toe surgery Nov. 25 and Morrall requiring knee surgery Dec. 2. Third-string quarterback Don Strock, who had thrown only five passes in NFL action, was moved into the lineup as the Dolphins (8-3) sought to maintain an edge over the always-challenging Bills (7-4).

Further complications arose in practice that week when the linebacking corps was reduced to two able-bodied rookies — and the "53 Defense" required four linebackers. Meanwhile the Bills had four extra days of preparation since a Thanksgiving Day romp over NFC East champion St. Louis.

Dolphin Coach Don Shula installed a five-man defensive front late in the week, but on Sunday afternoon, tackle Don Reese was unable to see because of an eye infection. Fortunately an ophthalmologist helped clear Reese's vision only 10 minutes before kickoff.

"You lose so many people on defense (six players from 1974 were injured and no longer starters) and then your top two quarterbacks . . . how much can a team take?" Griese asked that week. "The one strong force behind it all is Don Shula. He'll see to it that the able-bodied players just work a little more and play harder. We can still do it. I'd be foolish to say it won't be difficult."

That was the implausible scene.

So the untested Strock proceeded to complete 11 straight passes and run for a touchdown while the Dolphin defense mounted a goal-line stand in the last minute of the first half to protect a 21-0 lead. Shula's club rode that advantage to a 31-21 victory.

The Dolphins, however, were denied a sixth consecutive berth in the playoffs as the Baltimore Colts finished the season with a nine-game winning streak including a 10-7 triumph over Miami in sudden-death overtime Dec. 14.

"This team could have chucked it a lot of times during the season, but it didn't," Shula reflected after a season-closing triumph over Denver when Morrall rallied the Dolphins from a 10-point halftime deficit. "After hanging in there against Baltimore in that overtime loss, we can hold our heads high."

Shula, 46, has fashioned a 138-39-5 record in 13 seasons, and including his 10 triumphs in postseason playoffs, he has averaged 11.4 victories per year. He ranks fifth in NFL victories on the all-time list and No. 1 among active coaches.

He has guided the Dolphins to consecutive Super Bowl championships (1972-73) and to the NFL's best regular-season record (67-16-1) of the 1970s. The Dolphins have never failed to win 10 games in a season under Shula.

The immediate task for 1976 is to recapture the AFC East championship which Miami held from 1971 to 1974 and shared with Baltimore in 1975 when both teams had 10-4 records. The road will be tougher because three-time NFC West champion Los Angeles and three-time NFC Central

champion Minnesota will come to the Orange Bowl, and two-time Super Bowl champion Pittsburgh will be revisited for the first time since the 1972 AFC Championship game.

The Dolphin analysis, by positions:

QUARTERBACKS — Bob Griese has recovered from the torn tendons in his right big toe after the freak injury sidelined him the final four games of 1975. Griese will be entering his 10th season with the Dolphins. He completed a career-best 61.8 per cent of his passes in 1975 and directed the Dolphins on a seven-game winning streak while the team averaged 32.6 points.

"Last year was a different type of challenge for Griese," Shula said, "and he did a great job utilizing all the weapons in his arsenal, as he always does."

When Griese was injured, 41-year-old Earl Morrall started the 11th game and completed a team record 13 consecutive passes in a 20-7 victory over New England. But the ageless competitor suffered a partial tear of the medial collateral ligament in his left knee and was hobbled for two weeks after surgery.

"Morrall again came off the bench and proved he's still valuable insurance and can win when called upon," Shula said. "When Don Strock got his first opportunity in a pressure situation, he passed all tests. We're looking forward to playing him a lot in preseason to get him the experience to compete with the veterans."

Other QB candidates include Jim Del Gaizo, who rejoined the Dolphins as a free agent last December, and Gary Valbuena, a 10th-round draftee in 1974 from Tennessee who played as a backup man for Southern California of the World Football League.

RUNNING BACKS — Mercury Morris had a 1,000-yard season in 1972 and approached that mark with 875 yards on a record-tying 219 attempts last season. He owns a career average of 5.1 yards per carry and is No. 2 on the all-time Dolphin list with 3,877 yards.

"Merc had a big year coming off an injury-plagued 1974 season," Shula said. "He managed to stay healthy and gave us good performances, highlighted by efforts against the Jets (16-14) and the Bills (20-12)."

Benny Malone was idled the first six games of 1975 with a pulled hamstring, and he underwent postseason surgery for a bone spur in his left foot. Larry Seiple, who led the 1969 Dolphins in receiving as a tight end, was utilized as a receiver in the backfield last season and he caught 10 passes for 84 yards and six first downs.

Shula said, "Malone was hampered by injuries and never really came back to the type of performance he had as a rookie, but he figures heavily in our plans. Seiple gives you a third-and-long receiving threat coming out of the backfield."

Hubert Ginn, a fine all-purpose back and a good special teams player, was summoned from his Savannah, Ga., home in October, and he provided backfield depth.

Fullbacks Don Nottingham and Norm Bulaich shared the position in 1975 and produced 22 touchdowns. Nottingham, a tenacious blocker, scored a record-tying 12 touchdowns while gaining 718 yards. Bulaich, acquired from Philadelphia for a fourth-round draft choice, made the trade

look like a steal when he caught 32 passes for 276 yards and rushed for another 309 yards.

"Nottingham and Bulaich gave our fullback position the respectability it had held in previous years," Shula said. "The added dimension of Bulaich as a pass receiver has given Griese one more way to go."

Stan Winfrey was limited, like Malone, with hamstring problems, but in his first carry as a rookie last August, he rambled 39 yards for a touchdown.

"In Winfrey we've got an unproved talent who will have an opportunity to blossom into the type of player we think will add to our offense," Shula said.

Six rookies will enliven the competition at training camp including sixth-round draftee Gary Davis of Cal Poly (San Luis Obispo). He rushed for 2,104 yards and 26 TDs in his junior and senior years, and Dolphin scouts rated Davis with Ohio State's Archie Griffin. Other rookie draftees are Don Testerman of Clemson, Dexter Pride of Minnesota and Ron Holmes of Utah State, who will be converted from linebacker. Free agents Clayton Heath (ex-Hawaii of the WFL) and Frank Smith also are candidates.

RECEIVERS — Flanker Nat Moore took charge with 40 receptions for 705 yards last season and led Dolphin receivers as he had done as a 1974 rookie. Griese and Moore hooked up on the third-longest pass play in Dolphin history — a 79-yard touchdown against Chicago. Freddie Solomon, a super-quick quarterback in college, made the transition to split end as a rookie with 22 catches for 339 yards. That included a pair of 58-yard scoring plays, and he was named to the NFL All-Rookie team.

"Nat Moore developed into one of our most dependable pressure players," Shula said, "and Solomon's future should see him as one of the new 'bomb threats' in the NFL and certainly one of the most exciting players in the game."

Howard Twilley, the last of the original Dolphins, supplied more of his clutch catches in 1975 with two TDs against Buffalo and a leaping TD catch that ignited a come-from-behind victory over Denver. He needs 24 catches and 505 yards to establish Dolphin career records.

Tight ends Andre Tillman (blocking) and Jim Mandich (receiving) shared the position last season, and Jim McFarland has recovered from a back injury that put him on injured reserve after the sixth game.

"Tillman overcame the physical handicap (right knee surgery in 1974) that plagued him in his rookie year, and he demonstrated that he was capable of being the blocker the Dolphins need in run situations," Shula said. "He also has all the qualities to be a fine pass receiver."

"Mandich gives you real professionalism at tight end and he makes up for a lack of size by being a complete player in every respect."

Mandich has shown big-play consistency with 19 TDs among his 93 career receptions.

The 1976 draft produced two exciting prospects — 6-5, 227-pound tight end Laird McCreary from Tennessee State and wide receiver Duriel Harris from New Mexico State. Harris topped the Dolphin rookie camp with a 4.5-second effort for 40 yards.

"The last two years we've had a rookie receiver (Moore and Solomon) contribute significantly," Shula said, "and

hopefully this year, Duriel Harris will be the young receiver everyone will be talking about. McCreary looks like a fluid prospect who can get deep, and he also can be used as an outside receiver."

Morris Owens, a fifth-round pick in 1975 from Arizona State, spent the last 12 games on injured reserve with a severely bruised thigh. Another veteran, Cotton Speyrer, and free agents Chandler Williams (former Miami Springs High) and James Farley (former Miami Jackson High) also will compete.

OFFENSIVE LINE — The cohesive unit which is regarded the best in the NFL now has a vacancy with right tackle Norm Evans, 34, having gone to the Seattle Seahawks in the expansion draft. But guards Bob Kuechenberg and Larry Little, center Jim Langer and left tackle Wayne Moore are returning. The Dolphins rushed for exactly 2,500 yards last season and ranked fourth in the NFL.

Right guard Little has been All-Pro for five consecutive years (1971-75) with the Pro Football Writers Association and Associated Press; Langer has emerged as a consensus All-Pro the past two years, and left guard Kuechenberg broke into the All-Pro lineup by Newspaper Enterprise Association last season.

Six-year offensive line coach Monte Clark was named head coach of the San Francisco 49ers, and Clark's successor, John Sandusky, was a Shula aide at Baltimore in the 1960s.

"The offensive line has been one of our real strengths," Shula said, "and it will be undergoing some revision because of the departure of Norm Evans. But Darryl Carlton has demonstrated he's capable of stepping in and holding his own."

Carlton, the No. 1 draft choice in 1975, has worked to improve his pass blocking.

Guard Ed Newman, who won a personal battle in 1975 with a malignant cancer of the thyroid gland, has progressed in three seasons as a backup to the All-Pro triumvirate.

"Newman, along with being a special teams captain, should be ready to challenge for a No. 1 job," Shula said.

Another veteran who could challenge is tackle Tom Drougas, a No. 1 draftee by Baltimore in 1972. He also will be responsible for backing up at center and guard.

The Dolphins drafted four offensive linemen with tackle Melvin Mitchell of Tennessee State the top prospect. Joe Ingersoll of Nevada-Las Vegas and Bernie Head of Tulsa will be tested at center and Randy Young (former Carol City High) of Iowa State will bid at tackle. Bob Simpson, a defensive tackle at Colorado, will switch sides of the line. Three free agents — tackles Bob Wolfe (ex-Birmingham of the WFL), Ira Watley and Bill Davey — also will compete.

DEFENSIVE LINE — Right end Bill Stanfill, an All-Pro selection in 1972 and 1973, was restricted by a pinched nerve in his neck last season and he wasn't a starter until the 10th game. Meanwhile, left end Vern Den Herder succeeded injured Nick Buoniconti as defensive captain and led the Dolphins with 11 quarterback sacks.

"Den Herder is probably our steadiest player," Shula said. "Stanfill, although hampered by injuries, still managed

to play well, and he has worked harder this offseason than I've ever seen him work."

Tackles Randy Crowder and Don Reese matured in 1975 as second-year men. Crowder ranked third on the Dolphin tackling chart with 95 stops although he missed one game with a sprained knee. Reese won a game ball against Buffalo when he played with impaired vision.

Older pros Manny Fernandez, 30, and Bob Heinz, 29, will try to regain jobs lost through injuries. Heinz missed the entire 1975 season with a sprained knee that required a cast, and Fernandez only played sparingly with ailments in his right ankle, left knee and right shoulder. The knee and shoulder demanded offseason surgery.

Heinz and second-year man John Andrews (ex-Birmingham of the WFL) can be used at both end and tackle.

"All reports indicate that Heinz will be coming back healthy and lighter than he's ever been," Shula said. "Fernandez is coming off surgery and has to play himself back into shape."

"Last year Reese and Crowder asserted themselves, and this year they should continue to improve," the coach added. "Reese developed into our best pass rusher."

A "sleeper" in the draft, seventh-round pick Johnny Owens of Tennessee State, has the size (6-5, 254) and the speed (4.75 seconds in the 40) to make a bid at end. Tackles Darryl Brandford of Northwestern, Don Hubbard (ex-Hawaii of the WFL) and Rick Kukulica (ex-Southern California of the WFL) also will compete.

LINEBACKERS — Despite the fact that six-year veteran Doug Swift has retired for medical school and 1975 rookie Bruce Elia was picked by Tampa Bay in the expansion draft, Shula said, "We are stronger at linebacker, entering training camp, than at any time since I've coached the Dolphins."

The bright outlook is derived partly from first-round draftees Larry Gordon of Arizona State (6-4, 230) and Kim Bokamper of San Jose State (6-6, 240).

"The impressive thing about our rookies is that they will add great size to our football team," Shula said. "It's a question of how long it will take them to learn our system. Bokamper has quick feet and Gordon has backpedaling ability very similar to a defensive back."

Of course, holdover veterans Mike Kolen, Bob Matheson and Nick Buoniconti and 1975 rookie sensation Steve Towle and promising Earnest Rhone add to Shula's optimism. Middle linebacker Buoniconti, 35, missed the entire 1975 season with a shattered right thumb, and his successor Kolen wrecked his left knee in the ninth game. Towle, who had been the fourth linebacker when the Dolphins used a three-man line, was thrust into the middle.

"Towle looms large in our future plans," Shula said. In making the NFL All-Rookie team, Towle set a team record with 164 tackles (90 unassisted).

"A healthy Matheson again will be counted upon heavily in our defensive plans," Shula added. "Rhone is a great example to free agents everywhere that if you're good enough, sooner or later you'll be noticed. He caught our eye in camp, and he produced when called upon in pressure situations."

Shula noted that draftee Bob Gissler of South Dakota State and all-time All-Ivy League linebacker Bob Lally (ex-

Memphis of the WFL) "should make it interesting in the competition."

DEFENSIVE BACKS — Left cornerback Curtis Johnson, who intercepted the Jets' Joe Namath three times and recovered a fumble in the same game, had his finest of six seasons with the Dolphins. Strong safety Charlie Babb also had a three-interception night against the Raiders' Ken Stabler, and Babb capably replaced injured All-Pro Dick Anderson.

Anderson was clipped by the Cardinal's Mel Gray in the 1975 Pro Bowl, and he aggravated the injury and required surgery for his left knee last September.

"The return of Anderson (after a second operation) should make the competition fierce at strong safety because of the fine job by Babb last season," Shula said, "and fierce competition for positions is the healthiest thing you can have."

The same situation exists at right cornerback between Tim Foley and Jeris White and at free safety between Jake Scott and Barry Hill.

Scott, an All-Pro who owns the Dolphin career record of 34 interceptions, has requested a trade. In that event, 1975 rookie Hill could win a promotion. He owns the Big Eight record of 21 career interceptions at Iowa State, and he blocked a field-goal attempt on the final play of the season to preserve a 14-13 victory over Denver.

Two draftees, Norris Thomas of Southern Mississippi and Gary Fencik of Yale, and free agents Ted Bachman, Henry Coleman and John Moore will add to the battle for jobs.

KICKING GAME — Garo Yepremian led NFL placekickers in percentage (.812) with 13 field goals in 16 attempts last season, and he will score his 600th Dolphin point this year. A training-camp challenge will come from free agent Jose Ballina.

Punter Larry Seiple topped the AFC kickers with 17 punts that terminated inside an opponent's 20-yard line. That included a 43-yard punt that angled out of bounds at the Baltimore four-yard line during the overtime struggle.

Seiple's competition will come from All-Mid-American Conference punter and receiver Mike Green of Ohio University and Florida free agent Tom Dolfi. Quarterback Don Strock was the backup punter last season.

On punt returns, Freddie Solomon set a Dolphin record by averaging 12.3 yards on 26 returns as a rookie, highlighted by a 50-yard TD against the Jets. Nat Moore and Charlie Babb also escaped on key returns of 29 and 46 yards, respectively, in 1975.

Solomon, Moore and rookie Duriel Harris can cause excitement on kickoff returns. Moore broke an 89-yard touchdown in the 1974 playoff game at Oakland. Harris ranked fifth in the nation at New Mexico State in 1975.

PRESEASON DEPTH CHARTS

(Draftees capitalized, Free Agents italicized)

OFFENSIVE UNIT

- WR — Nat Moore, Cotton Speyrer, DURIEL HARRIS, MIKE GREEN
- LT — Wayne Moore, Tom Drougas, RANDY YOUNG
- LG — Bob Kuechenberg, MELVIN MITCHELL, *Bill Davey*
- C — Jim Langer, JOE INGERSOLL, BERNIE HEAD
- RG — Larry Little, Ed Newman, *Bob Wolfe*
- RT — Darryl Carlton, BOB SIMPSON, *Ira Watley*
- TE — Andre Tillman, Jim Mandich, Jim McFarland, LOAIRD McCREARY, *James Farley*
- WR — Freddie Solomon, Howard Twilley, Morris Owens, *Chandler Williams*
- QB — Bob Griese, Earl Morrall, Don Strock, Jim Del Gaizo, *Gary Valbuena*
- RB — Mercury Morris, Benny Malone, Hubert Ginn, Larry Seiple, GARY DAVIS, RON HOLMES, *Clayton Heath*
- FB — Don Nottingham, Norm Bulaich, Stan Winfrey, DON TESTERMAN, DEXTER PRIDE,
- K — Garo Yepremian, *Jose Ballina*

DEFENSIVE UNIT

- LE — Bill Stanfill, John Andrews, EMMITT LEE COLSTON
- LT — Don Reese, Bob Heinz, *Don Hubbard*
- RT — Randy Crowder, Manny Fernandez, DARRYL BRANDFORD, *Rick Kukulica*
- RE — Vern Den Herder, JOHNNY OWENS
- LLB — Mike Kolen, Earnest Rhone, LARRY GORDON, *Terry Shiveley*
- MLB — Steve Towle, Nick Buoniconti, *Bob Lally, Frank Smith*
- RLB — Bob Matheson, KIM BOKAMPER, BOB GISSLER, *Craig Schneider*
- RCB — Curtis Johnson, NORRIS THOMAS, *Henry Coleman*
- LCB — Tim Foley, Jeris White, *Ted Bachman*
- FS — Jake Scott, Barry Hill, *John Moore*
- SS — Charlie Babb, Dick Anderson, GARY FENCIK
- P — Larry Seiple, MIKE GREEN, *Tom Dolfi*



Player Profiles



DICK ANDERSON

Strong Safety

40

6-2, 196
8th Year
Born Feb. 10, 1946

Colorado
(D3, 1968)

A three-time All-Pro selection, Dick Anderson played in 98 consecutive games (109 including postseason) until he missed the 1975 season with torn cartilage in his left knee . . . injury in Sept. 1 preseason game against Minnesota actually was aggravation of injury in 1975 Pro Bowl when he was clipped by Mel Gray . . . 33 interceptions rank him third among active interceptors in AFC . . . named NFL Defensive Player of Year in 1973 by Associated Press after intercepting eight passes for third time in career . . . swiped four passes Dec. 3, 1973 against Pittsburgh and returned for 121 yards including touchdowns of 27 and 38 yards . . . also has interception returns of 96, 86 and 62 yards — the latter a game-clinching touchdown in 1971 AFC Championship game against Baltimore when romped behind six blocks . . . a fierce tackler, he forced a fourth-down fumble by Oakland in 1973 AFC Championship game . . . has averaged 86 tackles in seven seasons with 106 stops (72 unassisted) in 1970 . . . Associated Press named him and Oakland defensive back George Atkinson the AFL Rookies of Year in 1968 . . . has returned 40 punts for 300 yards in career including 47-yarder at Buffalo in 1971 . . . an All-America defensive back at Colorado in 1967, he intercepted seven passes as a senior and returned two punts for touchdowns in Blue-Gray game . . . also received Ernie Davis Memorial Award for outstanding play in Coaches All-America game . . . 15 career interceptions at Colorado . . . born in Midland, Mich., son of a chemist . . . raised in Boulder, Colo., where he became a golfer and skier . . . was third in the Superstars competition at Rotonda, Fla., in 1974 . . . was elected president of the NFL Players Association in March 1976 after serving as Dolphin player representative in 1975 . . . successful in insurance field as president of Pro Financial Services . . . earned B.S. in marketing at Colorado . . . younger brother Bobby was teammate on state championship team at Boulder High (1963) and Bluebonnet Bowl-winning Colorado team (1967) . . . Bobby was running back for Denver Broncos when Dolphins played 10-10 tie in 1971 opener . . . he is the father of two boys, Christopher and Blakeley.

ANDERSON'S STATISTICS

	G	Tack	Asst	Total	Opp Fum	Int	Yds
1968	14	70	24	94	1	8	230
1969	14	57	21	78	2	3	106
1970	14	72	34	106	3	8	191
1971	14	52	22	74	4	2	33
1972	14	48	26	74	6	3	34
1973	14	50	36	86	—	8	163
1974	14	49	44	93	1	1	3
1975							
(INJURED RESERVE)							
TOTALS	98	398	207	605	17	33	760

QB Sack 1970, 1971.

Touchdowns — Interception 96 yds 11-24-68 at Boston; Fumble Recovery 35 yds 10-15-72 at San Diego; Interceptions 27 yds and 38 yds 12-3-73 vs. Pittsburgh.

Playoffs — Interceptions 5-107 (long 62t), Fumble Recovery 2.



JOHN ANDREWS

Defensive End

70

6-6, 251
2nd Year
Born Nov. 7, 1951

Morgan State
(FA, 1975)

As a reserve lineman in 1975, John Andrews logged duty on special teams and was used at end and tackle while All-Pro end Bill Stanfill recovered from a neck injury . . . he had eight tackles and three assists . . . originally drafted by Detroit Lions in seventh round 1973 but waived after third game . . . spent remainder of season with Ottawa Rough Riders of Canadian Football League, and when Ottawa Coach Jack Gotta moved to the WFL Birmingham Americans, Andrews was first player to be signed . . . joined Dolphins as a free agent in 1975 . . . Dolphin Director of Pro Scouting George Young had followed Andrews' career at Morgan State in Baltimore . . . he was born and raised in Detroit . . . attended Mumford High . . . he and wife Deidre have a one-year-old daughter and live in Miami.



CHARLIE BABB

Strong Safety

49

6-0, 190
5th Year
Born Feb. 4, 1950

Memphis State
(D5, 1972)

He answered the challenge of replacing injured Dick Anderson in 1975 by intercepting three passes and participating in 10 tackles against Oakland in his first starting assignment . . . had 55 unassisted tackles, third-highest total on team, and returned a punt 46 yards against Baltimore . . . involved in controversial call when his game-saving, fourth-down interception against Houston was disallowed because of holding penalty . . . an aggressive hitter, he had 88 tackles last season . . . he gave a hint of his big-play capability with 54-yard interception return for TD in preseason game against Chicago . . . he earned the Tommy Fitzgerald Memorial Award in 1972 as the outstanding rookie in training camp . . . then in AFC playoff game against Cleveland, he blocked a punt by Don Cockroft and ran five yards for the first TD in a 20-14 victory . . . a three-year regular at Memphis State, he was credited with 229 tackles and had nine interceptions for 216 yards and five fumble recoveries . . . he was born in Sikeston, Mo., son of deaf parents . . . raised on a farm in Charleston, Mo., where he set records as a quarterback and pole vaulter and was captain of football, basketball and baseball squads . . . a scratch golfer, he represented the Dolphins in June at the Brian Piccolo Cancer Research Fund golf tournament in Lake Geneva, Wis. . . . opened a restaurant, "Across the Tracks", near Memphis State campus in 1975 . . . he and wife Leslie (married 6-19-71) live with their two children David (7-16-73) and Mary (5-5-75) in Plantation, Fla., home they bought from former Dolphin fullback Larry Csonka.

BABB'S STATISTICS

	G	Tack	Asst	Total	Opp Fum	Int	Yds
1972	14	14	8	22	—	1	24
1973	14	19	17	36	1	—	—
1974	14	22	7	29	1	—	—
1975	14	55	33	88	1	4	18
TOTALS	56	110	65	175	3	5	42

Playoffs — Blocked Punt, Returned 5 yds for TD, 1972.



NORM BULAICH

Running Back

31

6-1, 218
7th Year
Born Dec. 25, 1946

Texas Christian
(Trade, 1975)

His versatility as a runner and receiver was evidenced in 1975 when he scored 10 touchdowns — five rushing and five receiving . . . he was born the same Christmas Day 1946 as his predecessor Larry Csonka . . . acquired in July 9, 1975 trade with Philadelphia for a fourth-round draft choice . . . he rushed for 309 yards topped by a 74-yard performance against Philadelphia, and he caught 32 passes (as many as Csonka had caught in four seasons combined) for 276 yards including a 59-yard TD against New York Jets . . . he and roommate Don Nottingham combined for 22 TDs . . . he inspired Dolphin crowds to chant "Boo! Boo! Boo!" after big plays . . . he was first-round draftee by Baltimore Coach Don Shula in 1970 a few weeks before Shula came to Miami . . . as rookie for Super Bowl-winning Colts, he gained 116 yards on 25 carries in AFC playoff against Cincinnati and scored two TDs in AFC Championship game against Oakland . . . set Colts' single-game rushing record of 198 yards on 22 carries Sept. 19, 1971 against New York Jets . . . averaged 4.9 yards per carry in 1971 with 741 yards and caught 25 passes for 229 yards, accounting for 970 total yards . . . he suffered a severe hamstring pull in 13th game in 1971 when tackled by Dolphin linebacker Doug Swift, and he played sparingly in 1972 . . . he was traded to Philadelphia for a pair of high draft choices Jan. 29, 1973 and he responded by rushing for 436 yards and catching 42 passes for 403 yards including an 80-yard TD . . . he was hampered by two concussions in 1974 and then traded by the Eagles . . . "When he's healthy, he's as fine a fullback as you'll see," Shula said after the trade . . . his biggest catch probably was third-down, 15-yard swing pass that set up winning TD at Buffalo . . . also dove for winning TD with 1:14 remaining against Denver . . . he was born in Galveston, Tex., and raised in LaMarque, Tex., just south of Houston where his father owned a grocery store and the family lived upstairs . . . he led LaMarque High to a 27-3 record for three seasons and clocked 9.8 seconds in the 100-yard dash . . . he was football captain at Texas Christian and a 9.6 sprinter on the track squad . . . he played in the North-South, Blue-Gray games . . . he and wife Susie (married 1-23-71) postponed their wedding three days because of Super Bowl V . . . they live in Bedford, Tex., with their daughter Kimberly (8-17-72).

BULAICH'S STATISTICS

	RUSHING					RECEIVING				
	G.	Att.	Yds.	Avg.	TD	LG	No.	Yds.	TD	LG
1970	12	139	426	3.1	3	15	11	123	0	20
1971	14	152	741	4.9	8	67t	25	229	2	30t
1972	6	27	109	4.0	1	18	9	55	0	10
1973	14	106	436	4.1	1	20	42	403	3	80t
1974	11	50	152	3.0	0	13	28	204	0	26
1975	14	78	309	4.0	5	30	32	276	5	59t
TOTAL	71	552	2173	3.9	18	67t	147	1290	10	80t
Playoffs	3	65	215	3.3	2	13	1	5	0	5

Additional — Kickoff Returns: 1-62, no TD in 1972. Recovered 9 fumbles in career.



NICK BUONICONTI

Middle Linebacker

85

5-11, 220
14th Year
Born Dec. 15, 1940

Notre Dame
(Trade, 1969)

Fiery captain of No-Name Defense, Buoniconti provided strong leadership to young club in 1970 as it drove to five consecutive playoff berths including three Super Bowls . . . at 35 he was contemplating retirement this summer to devote more energies to law practice in South Miami . . . he missed 1975 season when he shattered right thumb in fourth preseason game and was placed on injured reserve list Sept. 9 . . . quick-hitting middle linebacker from Notre Dame was voted to all-time American Football League squad by Pro Football Hall of Fame after AFL (1960-69) merged into NFL . . . in seven seasons with Boston Patriots, he played in five AFL All-Star games and a sixth in 1969 after being traded to Dolphins . . . was swapped March 24, 1969 for QB Kim Hammond and LB John Bramlett . . . was Patriots' leader with 24 interceptions including three thefts Oct. 20, 1968 against Buffalo . . . 13th-round draftee in 1962 . . . was named Dolphins' Most Valuable Player in 1969, and in 1970, Coach Don Shula made him more disciplined linebacker . . . he played 1971 season with right wrist in cast and had team-record 96 unassisted tackles . . . winning intensity and quickness compensates for lack of size . . . "When Butkus hits you," Buoniconti said, "you fall the way he wants. When I hit you, you fall the way you want. But there's no difference. You still fall" . . . in 1971 AFC Championship game he stopped fourth-down play at 9-yard line to protect 7-0 halftime lead on way to 21-0 triumph over Baltimore . . . "If you want to run on the Miami Dolphins, you have to be able to block Buoniconti. Today we couldn't block him," Colts QB Johnny Unitas said . . . his only touchdown was 13-yard fumble recovery Sept. 30, 1973 against New England . . . that season he set Dolphin record of 162 tackles (91 unassisted) and was voted by teammates their Most Valuable Player . . . twice selected to Pro Bowl . . . NFL Most Valuable Player by Minutemen of Twin Cities in 1972 . . . All-America as guard and linebacker at Notre Dame in 1961 under Coach Joe Kuharich, who advised NFL scouts that Buoniconti was too small . . . so he signed with his native state's team . . . born and raised in Springfield, Mass., attended Cathedral High . . . economics major at Notre Dame, he earned law degree from Suffolk University in 1968 . . . he passed Florida bar exam in 1971 . . . he and wife Terri (married 4-28-62) live in southwest Miami with three children Gina (2-13-63), Nick III (2-27-64) and Marc (9-29-66).

BUONICONTI'S STATISTICS

	G	Tack	Asst	Total	Opp Fum	QB Sack	Int	Yds
1969	13	79	35	114	1	2	3	27
1970	14	96	49	145	—	—	—	—
1971	14	86	40	126	—	1	1	16
1972	14	72	74	146	—	1	2	17
1973	13	91	71	162	2	1	—	—
1974	13	51	49	100	—	—	2	29
1975	(INJURED RESERVE)							
TOTALS	81	475	318	793	3	5	8	89

Blocked PAT 1969.

Touchdowns — Fumble Recovery 13 yds 9-30-73 vs. New England.

Playoffs — Interceptions 2-38 (long 32). Blocked FG, Fumble Recovery.



DARRYL CARLTON

Offensive Tackle

71

6-6, 260
2nd Year
Born June 24, 1953

Tampa
(D1, 1975)

He will inherit a starting job at right tackle in 1976 after Dolphin original Norm Evans was selected by the Seattle Seahawks in the veteran allocation draft . . . he was the first-round pick in 1975 from the University of Tampa, and Tampa quarterback Freddie Solomon was selected by the Dolphins early in the second round . . . his alma mater has discontinued its football program . . . Carlton missed the first three weeks of training camp because he was practicing in the College All-Stars camp . . . former Dolphin offensive line coach Monte Clark worked diligently with the raw rookie, and when Evans suffered a toe injury, Carlton started the 10th game against Baltimore . . . he needs to improve his pass blocking, but Coach Don Shula was impressed with Carlton's late-season progress . . . "He has demonstrated he's capable of stepping in and holding his own," Shula says . . . he played on special teams in '75 . . . a native Floridian, he was born in Bartow and starred at Fort Meade High and was nicknamed "Big Meade" . . . single.



RANDY CROWDER

Defensive Tackle

74

6-2, 236
3rd Year
Born July 30, 1953

Penn State
(D6, 1974)

He aroused the Dolphin defense in 1975 with his quick pursuit rugged play at nose tackle in a three-man line . . . Coach Don Shula credited Crowder's sacking of New England quarterback as the spark to a 22-14 comeback victory . . . his strength compensates for being a light 236 pounds in the defensive line . . . he led Dolphin linemen with 95 tackles (53 unassisted) and he started 11 games . . . he had five of the Dolphins' first nine sacks in 1975 and finished with 7½ sacks . . . in fact, he impressed Shula with the first lick in training camp during the "Oklahoma drill" and it became the tipoff to an exceptional season . . . "He may be the quickest tackle in the league," Shula says . . . he seized his opportunity in '75 when veteran Manny Fernandez sprained an ankle in preseason . . . as a rookie he was inserted for passing situations and had nine tackles and two assists . . . an All-America tackle and defensive co-captain for unbeaten Penn State in 1973 capped by Orange Bowl victory over Louisiana State . . . had 78 tackles as senior and rated by Coach Joe Paterno in a class with Penn State stars Mike Reid and Steve Smear . . . had 95 tackles as junior . . . easy-going off the field, he was nicknamed "Sugar Bear" at Penn State . . . he was born in Sharon, Pa., son of a steelworker, and raised in Farrell, Pa., where he was captain of the football, basketball and track squads at Farrell High . . . led his team to the Class AAA state basketball championship with his scoring and rebounding and could clear six feet in the high jump . . . enjoys fishing and raising houseplants . . . physical therapy major at Penn State, he plans to work in that field after his football career . . . single.

CROWDER'S STATISTICS

	G	Tack	Asst	Total	Opp Fum	QB Sack
1974	12	9	2	11	—	3
1975	13	53	42	95	1	7½
TOTALS	25	62	44	106	1	10½

Blocked PAT 1975.



JIM DEL GAIZO

Quarterback

11

6-1, 190
5th Year
Born May 31, 1947

Tampa
(FA, 1975)

In his second bid with the Dolphins, the left-handed quarterback was signed as a free agent Dec. 2, 1975 after injuries had sidelined Bob Griese and Earl Morrall . . . he was on the roster the final three games but didn't play . . . he was selling insurance after being cut by the New York Giants in the 1975 preseason . . . he signed as a free agent in 1971 after a tryout with Cincinnati, and he spent the '71 season on the taxi squad . . . in limited activity in 1972, he passed for touchdowns of 51 and 39 yards against New England when the Dolphins set a single-game record of 502 total yards . . . he was traded Aug. 22, 1973 to Green Bay for a pair of second-round draft picks (Andre Tillman and Freddie Solomon were acquired with those choices) . . . he started two games for the Packers in 1973 before rib and shoulder injuries stopped him, and he was traded Sept. 10, 1974 to the Giants for a third-round pick . . . he was a sophomore quarterback in the Syracuse backfield with fullback Larry Csonka and running back Floyd Little in 1966, and he threw four TD passes against Maryland . . . Coach Ben Schwartzwalder preached the running game, so Del Gaizo transferred to Tampa where he set 12 passing records . . . born in Everett, Mass., and raised in Revere, Mass., where he was an all-state quarterback . . . he and wife Sandra live in Pembroke Pines, Fla., with their two sons Ted (2-25-69) and Brent (8-7-74) . . . he works in offseason for Southeast Life Insurance as director of marketing.

DEL GAIZO'S PASSING

	G	Att.	Comp	Pct.	Yds	Int	TD	Tkld	LG
1972 Miami	4	9	5	55.6	165	1	2	0/0	51t
1973 G-Bay	8	62	27	43.5	318	6	2	8/87	28
1974 Giants	4	32	12	37.5	165	3	0	1/11	44
1975 Miami	0	0	0	0.0	0	0	0	0/0	0
TOTAL	16	103	44	42.7	648	10	4	9/98	51t

Additional — Recovered 2 fumbles in 1973.



VERN DEN HERDER

Defensive End

83

6-6, 252
6th Year
Born Nov. 28, 1948

Central Iowa
(D9, 1971)

As the Dolphins' outstanding defensive lineman the past two seasons, he has emerged an All-Pro candidate . . . his consistently strong play earned an All-Pro spot on 1975 team selected by respected New York Post writer Paul Zimmerman . . . he led Dolphins with 11 quarterback sacks last season, his fourth as a starter . . . a Flying Dutchman (his alma mater's team nickname), he has never missed a game in five seasons even with a torn back muscle in 1974 . . . named All-AFC by Associated Press in 1972 after collecting 10½ sacks in unbeaten season . . . he wore 86 as a rookie and was called everything from Van Der Herder to the Dennis Van Herder introduction he received as featured speaker at a high school sports banquet . . . in 1973 he posted a career-high 101 tackles (61 unassisted) with 10 sacks

... in 1975 he stole the football from Buffalo quarterback Joe Ferguson to preserve 35-30 victory ... in first visit to Louisiana Superdome for 1975 preseason game, he batted pass and returned interception 34 yards for TD ... had 24-yard interception return at New England in 1972 (only pass theft by a Dolphin lineman in past six years) ... born in Lemars, Iowa, raised in Sioux Center ... his high school didn't have a football program until Vern was freshman ... he earned all-state honors in basketball, and he broke all scoring and rebounding records at Central Iowa ... also earned NAIA All-America honors in football for Flying Dutchmen ... received B.A. in chemistry and had enrolled for 1971 fall semester graduate school in veterinary medicine before reporting to Dolphin training camp as ninth-round draftee ... only 1971 draftee still on Dolphin roster ... he and wife Diane (married 6-12-71) live in Miramar, Fla., with their adopted son Matthew (9-6-75) ... in offseason he is sales representative for Keith M. Merrick Co.

DEN HERDER'S STATISTICS

	G	Tack	Asst	Total	Opp Fum	QB Sack
1971	14	13	3	16	—	1
1972	14	60	31	91	1	10½
1973	14	61	40	101	1	10
1974	14	50	33	83	2	7
1975	14	58	38	96	2	11
TOTALS	70	242	145	391	6	39½

Interception — 1-24 in 1972; Blocked FG 1974, 1975.
Playoffs — 2½ QB Sacks.



TOM DROUGAS

Offensive Tackle

78

6-4, 255

5th Year

Born Dec. 25, 1949

Oregon

(Waive, 1975)

He played on special teams last season after the Dolphins claimed him on waivers Aug. 17 from Kansas City, and he will be challenging for duty in the offensive line ... listed as backup man at left tackle, he also can perform at guard and center ... he was first-round draftee of Baltimore in 1972 and he started 10 games in 1973 including Colts' 17-3 upset of eventual Super Bowl-winning Dolphins ... he signed a 1976 future contract with WFL Portland Storm in spring 1974 ... was traded Aug. 19, 1974 to New Orleans but flunked physical so was traded Aug. 23 to Denver ... played four games with Broncos, then traded Oct. 22, 1974 to Kansas City where he played seven games ... born in Portland, Ore., raised in Beaverton, Ore. ... an All-America guard at University of Oregon where his father had played football ... he and wife Cheri (married 7-26-68) ... live in Sun Valley, Idaho, with their two sons Ari (5-24-70) and Damon (1-7-74) ... received B.A. in religious studies at Oregon ... sells real estate in offseason and enjoys snow skiing and photography.



MANNY FERNANDEZ

Defensive Tackle

75

6-2, 250

9th Year

Born July 3, 1946

Utah

(FA, 1968)

Injuries have hounded him the past two seasons after six indestructible years as the Dolphins' outstanding defensive line-

man ... sprained right ankle caused him to miss four games in 1975 and he had offseason surgery on left knee and right shoulder ... he had 22 tackles (10 unassisted) in limited action ... when intact, he gained All-NFL second team by Newspaper Enterprise Association in 1973 ... he also received the John Unitas Award from the South Shore Quarterback Club in Massachusetts as an outstanding player who had come into pro football without fanfare ... he was signed as a free agent in 1968 at a light 237 pounds and with poor vision ... played defensive end as rookie and switched to left tackle in 1969 ... quickness and strength enabled him to outmaneuver bigger men, and in Super Bowl-winning years of 1972 and 1973, he collected 107 and 113 tackles respectively ... had career-high 8 quarterback sacks in 1971 to lead team ... finest game was Super Bowl VII when he destroyed Washington with 17 tackles (11 unassisted) ... he shrugged it off and felt he played better against Buffalo in sixth game of 17-0 season when he stole a handoff by QB Dennis Shaw and fought his way to 10-yard line to set up key touchdown ... he then returned to hospital to recover from pneumonia ... born in Oakland, Calif., and was football and wrestling star at San Lorenzo High ... twice runnerup in state wrestling tournament, set school record of 305 pounds in bench press ... attended Chabot Junior College and transferred as sophomore to University of Utah ... was overlooked in NFL draft and his coach, Mike Giddings, told Dolphins that Fernandez couldn't play pro football ... he had missed three games with a knee injury and two games because he was caught drinking beer ... "I wasn't hard to overlook," he said. "At Utah, I not only wasn't all-conference, I barely was all-team." ... Dolphins were looking for a name to appeal to Miami's Cuban population, later to discover that Manuel Jose no puede hablar espanol ... he and his wife Marcia (married 2-11-71) live in Miramar with their daughter Christina (10-27-74) ... he has been active in organizing a charity golf event for the Dade Association of Retarded Citizens.

FERNANDEZ'S STATISTICS

	G	Tack	Asst	Total	Opp Fum	QB Sack
1968	13	31	15	46	1	4
1969	14	68	22	90	1	4
1970	13	54	17	71	—	4½
1971	14	47	20	67	1	8
1972	14	68	39	107	2	5
1973	14	67	46	113	1	6½
1974	12	38	21	59	1	3
1975	10	10	12	22	—	—
TOTALS	104	383	192	575	7	35

Blocked FG 1970.

Playoffs — 5½ QB Sacks, Fumble Recovery.



TIM FOLEY

Cornerback

25

6-0, 194

7th Year

Born Jan. 22, 1948

Purdue
(D3, 1970)

As a five-year starter at left cornerback, he is recognized for his ability to jam a receiver coming off the line of scrimmage and disrupt the pass route ... he has a unique place in the NFL record book when he scored two touchdowns by recovering blocked punts Nov. 11, 1973 against Baltimore ... Foley and linebacker Bob Matheson blocked the punts by David Lee, and

Foley ran 8 and 5 yards for the TDs . . . led Dolphins in passes defended in 1971 and 1972 . . . missed the final three games of '73 season with shoulder injury . . . ankle injury restricted him as a rookie . . . suffered left shoulder separation in 1972 AFC Championship game and missed Super Bowl . . . a broken thumb suffered while tackling Houston's Don Hardeman in ninth game of 1975 season kept him out of starting lineup . . . born in Evanston, Ill., raised in Wilmette, Ill., and was quarterback at Loyola Academy . . . as Purdue sophomore he intercepted Terry Hanratty twice in upset of Notre Dame . . . All-America defensive back in 1969 with five interceptions and Boilermakers' top punt returner . . . also an Academic All-America with B.A. in industrial economics . . . captain in North-South Shrine game and Hula Bowl . . . he is actively involved with Fellowship of Christian Athletes and an entertaining, inspiring speaker . . . plays guitar, and in 1975, eight songs he had written were taped at Nashville . . . he and wife Connie (married 1-23-71) live in Miami Lakes with their daughter Katie (5-16-74)

FOLEY'S STATISTICS

	G	Tack	Asst	Total	Opp Fum	Int	Yds
1970	14	12	2	14	—	—	—
1971	14	36	22	58	—	4	14
1972	14	38	24	62	—	3	25
1973	11	27	11	38	—	2	22
1974	13	43	11	54	2	2	-2
1975	14	29	17	46	1	—	—
TOTALS	80	185	87	272	3	11	59

Blocked Punt 1973, 1974.

Touchdowns — Return Blocked Punts 8 yds and 5 yds 11-11-73 vs. Baltimore.



HUBERT GINN

Running Back

28

5-9, 185

7th Year

Born Jan. 4, 1947

Florida A&M

(FA, 1975)

He joined the Dolphins three different times, first as a ninth-round draftee in 1970 and then as a free agent Sept. 25, 1974 and Oct. 8, 1975 . . . he was traded Oct. 2, 1973 to Baltimore for running back Don Nottingham and a sixth-round draft pick (Randy Crowder was acquired with that choice) . . . in 1974 he dashed 41 yards for the winning touchdown against New York Jets and had 98-yard kickoff return nullified by Crowder's clipping . . . most carries in career were 17 for 38 yards against Washington in 1974 . . . he was traded May 6, 1975 to St. Louis in four-man deal but was cut by Cardinals in final week of preseason . . . last season in mopup duty he gained 66 yards on 12 carries against Jets . . . has outstanding speed (4.5 in 40) and has averaged 21.8 yards on 46 kickoff returns . . . longest run was 46-yard sprint against New England in 1971 . . . born and raised in Savannah, Ga., and was nicknamed "Wizard" for his basketball style at Thompsons High . . . rushed for 767 and 446 yards his last two seasons at Florida A&M and caught 47 passes in college career . . . scored 13 TDs as Rattler senior . . . skilled at chess . . . he and wife Kaye (married 1-22-69) live in Savannah with their three children Tanya (9-20-65), Clinton (2-4-67) and Nicole (10-23-71).

GINN'S STATISTICS

	RUSHING					RECEIVING		
	G	Att.	Yds.	Avg.	TD	LG	No.	Yds.
1970 Miami	12	5	-1	-0.2	0	8		None
1971 Miami	14	22	97	4.4	0	46		None
1972 Miami	14	27	142	5.3	1	22	1	23
1973 Miami	3	0	0	0	0	0	0	0
1973 Balt.	9	16	47	2.9	0	8	3	2
1974 Miami	9	26	99	3.8	2	41t	2	3
1975 Miami	11	21	78	3.7	0	14	3	21
TOTAL	72	117	462	3.9	3	46	9	49

Additional — Punt Returns: 1-4, no TD in 1975. Recovered 5 fumbles in career.

KICKOFF RETURNS

	No.	Yds.	Avg.	TD	Long
1970 Miami	5	59	11.8	0	26
1971 Miami	10	252	25.2	0	35
1972 Miami	1	25	25.0	0	25
1973 Miami			(NONE)		
1973 Baltimore	9	198	22.0	0	29
1974 Miami	12	235	19.6	0	30
1975 Miami	9	235	26.1	0	39
TOTAL	46	1004	21.8	0	39
Playoffs	3	59	19.7	0	32



BOB GRIESE

Quarterback

12

6-1, 190

10th Year

Born Feb. 3, 1945

Purdue

(D1, 1967)

A thinking man's quarterback, Griese consistently has outwitted defenders with his play selection and beaten them with his accurate throwing arm . . . he used the quarterback draw for 17 yards in 1973 AFC Championship game against Oakland, and he revived that play for five-yard TD last season against New York Jets . . . he completed three consecutive passes for touchdowns Oct. 17, 1971 against New England in an unprecedented feat . . . he fired four TD passes (all to Paul Warfield) in the first half Dec. 15, 1973 against Detroit . . . in the past two seasons, he has completed more than 60 per cent of his passes . . . he now ranks 10th on all-time passing chart and has 74.9 career pass rating . . . "There are some quarterbacks who throw bombs but can't throw first downs," Coach Don Shula says. "I like Griese — he throws first downs and the bombs." . . . he was rated the best QB in Pro Quarterback Magazine analysis after 1975 season . . . he had marched Dolphins to two-game lead in AFC East and had completed career-high 61.8 per cent of passes when he suffered torn tendons in his right foot during 10th game and was placed on injured reserve . . . had surgery on long flexor tendon on bottom of big toe . . . played tennis in offseason and apparently recovered for his 10th pro season . . . moved past 16,000 career yards with 128 TDs including 14 last season . . . injuries have sidelined him twice previously — right knee bruised (5 games in 1969) and broken right leg, dislocated ankle (8 games and playoff opener in 1972) . . . in two Super Bowl victories, he combined for 14 completions in 18 pass attempts . . . in Super Bowl VII he completed six straight passes for 75 yards and a TD (another TD was nullified by penalty) to build 14-0 halftime lead on way to 14-7 victory . . . his ability to mix plays and utilize running game overshadows mere pass yardage totals . . . in three-game blitz to Super Bowl VIII triumph, he attempted only 31 passes,

completed 20 and was sacked only twice . . . longest TD pass was 86 yards to Warfield Nov. 14, 1971 against Pittsburgh when he came off bench (illness put him in hospital previous night) and rallied Dolphins from 18-point deficit to 24-21 victory . . . consensus All-NFL quarterback in 1971 and All-AFC in 1973 by Sporting News . . . voted by teammates Most Valuable Player past two seasons in NEA balloting . . . Pro Bowl player every year since 1970 except twice when injured . . . as Dolphin rookie he set AFL record of 122 pass attempts without an interception and completed 17 of 21 passes for 160 yards and two TDs Oct. 22, 1967 against New York Jets . . . runnerup to Florida's Steve Spurrier in 1966 Heisman Trophy voting . . . born and raised in Evansville, Ind., he starred at Purdue as a two-time All-America . . . led Boilermakers to 14-13 victory over Southern Cal in Rose Bowl . . . set career records of 609 attempts, 348 completions, 4,402 yards, 57.1 per cent passing accuracy and 75 conversion kicks . . . as junior he completed 19 of 22 passes in 25-21 victory over Notre Dame . . . B.S. in industrial management and has invested widely in real estate . . . most requested Dolphin speaker, he gives much of his time to charity including a celebrity tennis tournament in Las Vegas last March to benefit Muscular Dystrophy Association . . . he and wife Judi (married 6-10-67) live in Coral Gables with their three sons Scott (9-17-68), Jeff (10-20-70) and Brian (3-18-75).

GRIESE'S PASSING

	G	Att.	Comp.	Pct.	Yds.	Int.	TD	Tkld.	Long
1967	12	331	166	50.2	2005	18	15	25/240	68t
1968	13	355	186	52.4	2473	16	21	43/372	50t
1969	9	252	121	58.0	1695	16	10	33/289	53t
1970	14	245	142	48.0	2019	17	12	31/282	54t
1971	14	263	145	55.1	2089	9	19	23/248	86t
1972	6	97	53	54.6	638	4	4	7/45	39
1973	13	218	116	53.2	1422	8	17	11/75	46
1974	13	253	152	60.1	1968	15	16	27/202	54
1975	10	191	118	61.8	1693	13	14	16/131	79t
Totals	104	2205	1199	54.4	16002	116	128	216/1884	86t

RUSHING

	G	Att.	Yds.	Avg.	TD	Long
1967	12	37	157	4.2	1	22
1968	13	42	230	5.5	1	35
1969	9	21	102	4.9	0	22
1970	14	26	89	3.4	2	16
1971	14	26	82	3.2	0	21
1972	6	3	11	3.7	1	5
1973	13	13	20	1.5	0	21
1974	13	16	66	4.1	1	22
1975	10	17	59	3.5	1	17
TOTAL	104	201	816	4.1	7	35
Playoffs	10	12	83	7.0	0	12

POSTSEASON PASSING

	Att.	Comp.	Pct.	Yds.	Int.	TD	Tkld.	Long
1970								
at Oakland	27	13	48.1	155	1	3	3/31	24
1971 Playoffs								
at Kansas City	35	20	57.1	263	2	1	0/0	35
Baltimore	8	4	50.0	158	1	1	2/16	75t
DALLAS	23	12	52.2	134	1	0	1/29	27
1971 Total	66	36	54.5	555	4	2	3/45	75t
Cumulative	93	49	52.7	710	5	4	6/76	75t
1972 Playoffs								
Cleveland								
at Pittsburgh	5	3	60.0	70	0	0	0/0	52
WASHINGTON	11	8	72.7	88	1	1	2/19	28t
1972 Total	16	11	68.8	158	1	1	2/19	52
Cumulative	109	60	55.0	868	6	5	8/95	75t

1973 Playoffs

Cincinnati	18	11	61.1	159	1	2	0/0	48
Oakland	6	3	50.0	34	1	0	1/8	27
MINNESOTA	7	6	85.7	73	0	0	1/10	27
1973 Total	31	20	64.5	266	2	2	2/18	48
Cumulative	140	80	57.1	1134	8	7	10/113	75t
1974 Playoffs								
at Oakland	14	7	50.0	101	1	1	2/20	23
Cumulative	154	87	56.5	1235	9	8	12/133	75t

GAME-BY-GAME PASSING

	Att.	Comp.	Pct.	Yds.	Int.	TD	Tkld.	Long
1967								
Denver	19	12	63.2	193	2	2	1/11	68t
Kansas City	22	11	50.0	101	2	0	3/24	18
at New York	3	1	33.3	4	1	0	2/13	4
New York	21	17	81.0	160	2	2	1/10	22
at Buffalo	37	16	43.2	107	1	1	4/27	17
at San Diego	39	13	33.3	186	0	0	6/64	34
at Oakland	29	17	58.6	231	2	1	2/32	61
Buffalo	31	17	54.8	222	3	1	2/20	31t
at Houston	29	14	48.3	178	0	2	1/13	44t
San Diego	28	15	53.6	145	0	2	0/0	19
New England	32	17	53.1	270	0	3	2/19	38
Houston	41	16	39.0	208	5	1	1/7	43
1967 Totals	331	166	50.2	2005	18	15	25/240	68t
1968								
Houston	28	13	46.4	165	3	1	0/0	44
Oakland	40	23	57.5	290	4	2	2/16	38
Kansas City	17	2	11.8	24	2	0	3/35	24
at Houston	12	6	50.0	92	0	1	3/22	50t
Buffalo	22	9	40.9	97	2	0	4/38	21
at Cincinnati	29	16	55.2	186	0	3	4/29	31t
at Denver	26	16	61.5	246	2	1	4/30	34
at San Diego	27	20	74.1	260	1	3	2/22	38
at Buffalo	28	13	46.4	188	1	1	4/32	24
Cincinnati	31	16	51.6	253	1	3	6/49	48t
at New England	33	19	57.6	264	0	3	3/27	44t
at New York	33	17	51.5	224	0	1	5/46	38t
New England	29	16	55.2	184	0	2	3/26	29
1968 Totals	355	186	52.4	2473	16	21	43/372	50t
Cumulative	686	352	51.3	4478	34	36	68/612	68t
1969								
at Cincinnati	39	19	48.7	327	2	1	5/46	50
at Oakland	34	9	26.5	193	3	0	1/7	39
at Houston	30	14	46.7	198	1	1	5/44	38
Oakland	27	13	48.1	160	2	1	6/56	22
San Diego	31	18	58.1	171	2	1	4/33	37
at Kansas City	45	21	46.7	192	3	0	4/39	20
Buffalo	18	9	50.0	232	2	2	2/15	53t
at New York	27	18	66.7	222	1	4	5/39	31
at New England	1	0	0.0	0	0	0	1/10	0
1969 Totals	252	121	48.0	1695	16	10	33/289	53t
Cumulative	938	473	50.4	6173	50	46	101/901	68t
1970								
at New England	27	10	37.0	161	2	0	7/67	47
at Houston	17	10	58.0	138	1	2	1/11	34
Oakland	16	8	50.0	180	1	2	1/5	54
at New York Jets	24	14	58.3	224	1	2	4/29	40
at Buffalo	22	15	68.2	196	1	1	4/42	43t
Cleveland	12	5	41.7	67	3	0	3/26	47
at Baltimore	25	14	56.0	168	2	0	1/11	50
at Philadelphia	14	6	42.9	42	3	0	3/31	15
New Orleans	19	15	78.9	225	0	0	0/0	42
Baltimore	16	10	62.5	163	0	2	3/27	51t
at Atlanta	11	8	72.7	94	1	0	1/8	22
New England	15	11	73.3	102	0	1	1/9	28
New York Jets	17	9	52.9	116	2	1	2/16	23t
Buffalo	10	7	70.0	143	0	1	0/0	54
1970 Totals	245	142	58.0	2019	17	12	31/282	54
Cumulative	1183	615	52.0	8192	67	58	132/1183	68t

1971	Att.	Comp.	Pct.	Yds.	Int.	TD	Tkld.	Long
at Denver	24	13	54.1	181	1	1	5/60	36
at Buffalo	18	10	55.5	159	0	1	1/9	28
New York Jets	23	9	40.9	146	1	0	1/12	32
at Cincinnati	23	12	52.1	194	1	2	1/13	43
New England	14	9	64.3	185	0	4	2/28	32
at NY Jets	18	5	27.7	68	0	1	1/9	37
at Los Angeles	19	13	68.4	209	0	2	3/24	74
Buffalo	14	7	50.0	68	0	2	1/6	16
Pittsburgh	14	9	64.3	232	2	3	3/35	86t
Baltimore	16	10	62.5	90	0	1	1/9	16
Chicago	17	12	70.5	214	1	2	1/11	32
at New England	12	6	50.0	70	1	0	1/9	29
at Baltimore	30	17	56.7	151	2	0	0/0	18
Green Bay	21	13	61.9	122	0	0	2/23	21
1971 Totals	263	145	55.1	2089	9	19	23/248	86t
Cumulative	1446	760	52.6	10281	76	77	155/1431	86t
1972	Att.	Comp.	Pct.	Yds.	Int.	TD	Tkld.	Long
at Kansas City	15	8	53.3	111	1	1	2/11	30
Houston	16	11	68.8	142	1	1	1/4	39
at Minnesota	33	16	48.4	127	2	1	2/15	17
at NY Jets	27	15	55.6	220	0	1	0/0	24
San Diego	3	1	33.3	19	0	0	1/8	19
Baltimore	3	2	66.7	19	0	0	1/7	15
1972 Totals	97	53	54.6	638	4	4	7/45	39
Cumulative	1543	813	52.7	10919	80	81	162/1476	86t
1973	Att.	Comp.	Pct.	Yds.	Int.	TD	Tkld.	Long
San Francisco	24	11	47.9	108	2	1	0/0	18
at Oakland	25	12	48.0	90	0	1	0/0	28t
New England	12	8	66.7	74	0	1	3/21	17
New York Jets	17	10	58.8	173	1	3	0/0	46
at Cleveland	11	3	27.3	51	2	0	2/13	33
Buffalo	20	10	50.0	136	1	2	1/4	29
at New England	18	7	38.9	86	0	1	2/13	19
at NY Jets	19	13	68.4	198	1	1	1/5	37
Baltimore	14	6	42.9	66	1	0	1/7	17
at Buffalo	20	11	55.0	123	0	1	0/0	23
at Dallas	10	6	60.0	103	0	1	0/0	45t
Pittsburgh	13	8	61.5	73	0	1	1/7	22
at Baltimore								
Detroit	15	11	73.3	141	0	4	0/0	29
1973 Totals	218	116	53.2	1422	8	17	11/75	46
Cumulative	1761	929	52.8	12341	88	98	173/1551	86t
1974	Att.	Comp.	Pct.	Yds.	Int.	TD	Tkld.	Long
at New England	29	19	65.5	254	1	1	5/33	39
at Buffalo	13	10	77.0	84	2	2	2/12	18
at San Diego	27	14	52.0	248	2	1	2/30	44
New York Jets	23	17	74.0	199	0	1	3/32	23
at Washington	24	11	45.8	139	2	1	2/13	48
Kansas City	25	11	44.0	120	3	0	2/13	29
Baltimore	17	11	64.7	108	1	0	1/2	27
Atlanta	15	10	66.6	158	1	2	1/6	51
at New Orleans	15	10	66.6	93	0	3	2/16	22
Buffalo	18	11	61.1	237	0	1	2/15	54
at NY Jets	19	8	42.1	116	1	1	3/16	29
Cincinnati	13	11	84.6	118	0	2	1/4	27
at Baltimore	15	9	60.0	94	2	1	1/10	21
New England								
1974 Totals	253	152	60.1	1968	15	16	27/202	54
Cumulative	2014	1081	53.7	14309	103	114	200/1753	86t
1975	Att.	Comp.	Pct.	Yds.	Int.	TD	Tkld.	Long
Oakland	32	15	46.9	191	4	0	3/27	32
at New England	15	9	60.0	89	3	0	4/42	20
at Green Bay	13	7	53.8	133	0	1	0/0	58t
Philadelphia	21	15	71.4	137	0	1	1/5	23
at NY Jets	14	10	71.4	155	1	3	1/3	53
at Buffalo	21	13	61.9	148	2	2	1/3	22
at Chicago	19	12	63.2	288	0	3	0/0	79t
New York Jets	15	9	60.0	223	0	2	1/9	63
at Houston	29	21	72.4	257	2	1	3/21	31
Baltimore	12	7	58.3	69	1	1	2/21	19
1975 Totals	191	118	61.8	1693	13	14	16/131	79t
Cumulative	2205	1199	54.4	16002	116	128	216/1884	86t



BOB HEINZ

Defensive Tackle

6-6, 265
7th Year
Born July 25, 1947

72

Pacific
(D2, 1969)

A starter at right tackle in three Super Bowls, Heinz quietly has been a steady performer and a bulwark against the run . . . he was placed on injured reserve in 1975 when he aggravated a right knee injury during preseason . . . he wore a cast but didn't require surgery . . . his versatility as tackle or end will strengthen Dolphins for four-man line . . . Coach Don Shula calls him "Policeman" because of the way he protects his territory and reads draw plays and screen passes . . . "Always ready, always steady," Shula says. "People don't seem to notice him, but every so often he comes up with a great play" . . . he spent two seasons as backup lineman, then replaced injured Jim Riley at left end against Cincinnati in 1971 and participated in three quarterback sacks . . . he threw the final block on Dick Anderson's 62-yard interception return in 1971 AFC Championship game against Baltimore . . . he suffered fractured back vertebra in second preseason game of 1972 and missed three regular-season games . . . then reclaimed his job from Jim Dunaway . . . best season was 1973 with 86 tackles (44 unassisted) even when removed for three-man line on passing downs in 53 Defense . . . he was born and raised in Milwaukee but moved to Stockton, Calif., for his junior and senior years of high school . . . set record of 167-9 in discus throw . . . attended San Joaquin Delta Junior College and transferred as sophomore to University of Pacific . . . he helped Pacific to 6-4 record in 1968, its best season in 10 years . . . he and wife Carol (married 1-17-70) live in Menlo Park, Calif., with their two children Julie (9-18-72) and Joseph (6-7-74).

HEINZ'S STATISTICS

	G	Tack	Asst	Total	Opp Fum	QB Sack
1969	14	10	0	10	—	—
1970	14	11	4	15	—	—
1971	14	24	27	51	—	5½
1972	11	15	24	39	1	2
1973	14	44	42	86	—	2½
1974	14	25	27	52	—	—
1975						
(INJURED RESERVE)						
TOTALS	81	129	124	253	1	10

Blocked 2 FG 1970.
Playoffs — ½ QB Sack.

BARRY HILL

Free Safety

6-3, 185
2nd Year
Born Jan. 26, 1953

44

Iowa State
(D5, 1975)



He sustained the Dolphins' playoff hopes on the final play of 1975 season by blocking 35-yard field-goal attempt of Jim Turner in 14-13 victory over Denver . . . had Baltimore or Cincinnati lost on next day, Hill's play would have boosted Dolphins into playoffs . . . an agile, ball-hawking defender now ready to challenge for

starting job . . . he won Tommy Fitzgerald Memorial Award as outstanding rookie of training camp . . . in first controlled scrimmage he intercepted two passes and jarred football from three receivers . . . played every preseason game while free safety Jake Scott recovered from knee surgery . . . was inserted as fifth defensive back in certain passing situations, and he had 26 tackles (12 unassisted) . . . born at Eglin Air Force Base in Florida panhandle and was raised in Fort Walton Beach, Fla., before moving to Delray Beach for high school . . . he earned all-state basketball honors at Carver High and scored 52 points in one game . . . passed up a basketball scholarship to Ivy League school to play for Coach Johnny Majors at Iowa State, recruited as a split end . . . switched to cornerback and set Big Eight career record of 21 interceptions including four thefts against Kansas in 1974 . . . Texas Coach Darrell Royal held record of 17 interceptions for Oklahoma (1946-49) . . . moved to safety as Cyclone junior . . . he and wife Sandra (married 8-18-73) live in Hialeah with daughter Bridgette (4-14-74) . . . Delray Beach honored him with special day in April 1976 . . . he plays for All-Pros, basketball squad composed mostly of Dolphins.



CURTIS JOHNSON

Cornerback

45

6-1, 196
7th Year
Born June 22, 1948

Toledo
(D4, 1970)

In his finest effort as a six-year regular, he intercepted three passes and recovered a fumble Oct. 19, 1975 against New York Jets as Dolphins stymied the offensive machinery of QB Joe Namath, 43-0 . . . he also had interception to set up clinching field goal at New England . . . his quickness and fluid stride are evident in his wide-ranging pursuit . . . durable tackler against sweeps, collected career-high 86 tackles (53 unassisted) last season . . . "A steady, consistent player," defensive backfield coach Tom Keane says, "and that's what you like in a defensive back instead of a guy who's hot one week and lukewarm the next." . . . he has contributed significantly on special teams by blocking four field-goal attempts and two punts in career . . . has what Coach Don Shula calls "intelligent recklessness" for hurling himself in front of kicked ball . . . he returned a blocked FG 47 yards for touchdown Dec. 19, 1971 against Green Bay . . . most spectacular tackle was TD-saving effort in 1971 AFC playoff at Kansas City when he halted Ed Podolak on kickoff return to Dolphin 22-yard line, sending historic game into double-overtime . . . also intercepted pass that Christmas Day . . . in 1971 AFC Championship game he tipped pass by John Unitas and set in motion Dick Anderson's 62-yard interception return for decisive TD . . . he earned a starting job at left cornerback as rookie . . . suffered contusion of left thigh in 1971 preseason, returned by fourth game and was moved to right cornerback where he has stayed . . . he was born and raised in Toledo, Ohio, and starred in football and basketball at Waite High . . . intercepted seven passes as senior when Toledo Rockets were unbeaten including Tangerine Bowl victory . . . had 15 career interceptions for Coach Frank Lauterbur . . . returned three for TDs . . . middle name is Wise . . . he and wife Sandi are newlyweds, married April 27.

JOHNSON'S STATISTICS

	G	Tack	Asst	Total	Opp Fum	Int	Yds
1970	14	50	22	72	4	3	29
1971	14	50	16	66	1	2	34
1972	14	39	18	57	—	3	20
1973	14	39	23	62	1	2	19
1974	13	33	19	52	1	—	—
1975	14	53	33	86	1	4	41
TOTALS	83	264	131	395	8	14	143

QB Sack 1975, Blocked PAT, 2 punts, 4 FGs.
Playoffs — Interceptions 3-43 (long 33).



MIKE KOLEN

Linebacker

57

6-2, 222
7th Year
Born Jan. 31, 1948

Auburn
(D12, 1970)

His clean, crisp tackling has kept alive his college nickname "Captain Crunch" . . . a longshot as a 12th-round draftee in 1970, he impressed coaches with his hard-hitting, intelligent play and earned starting job at weakside linebacker . . . in 1975 he took charge at middle linebacker when Nick Buoniconti was placed on injured reserve . . . he was second-leading tackler with 81 stops (45 unassisted) until he tore medial collateral ligament in left knee during ninth game . . . his interception against New York Jets helped turn game into 43-0 rout . . . he had missed only one game in five seasons although required five-hour operation on right shoulder and right ankle in February 1973 . . . in first game as Dolphin was snapping for punts and was embarrassed when 41-yard pass from punter Larry Seiple to Curtis Johnson was nullified because Kolen was downfield . . . he responded with nine unassisted tackles in his next game . . . he intercepted John Unitas to preserve shutout in 1971 AFC Championship game against Baltimore, and in 1972 AFC Championship game, his interception snuffed last bid by Pittsburgh . . . born in Opelika, Ala., and starred at Berry High in Birmingham . . . middle linebacker at Auburn when Tigers routed Alabama, 49-28, in 1969 and earned berth in Bluebonnet Bowl . . . All-America second team by Newspaper Enterprise Association . . . he is active in Fellowship of Christian Athletes . . . "I try to reach young people and share how I have found a purpose in my life," he says with conviction . . . had home in Hollywood, Fla., but now lives in Birmingham in offseason with wife Nancy (married 3-9-69) and their two children Kelly (12-17-70) and John (11-3-73) . . . he started a real estate business in Birmingham in 1975.

KOLEN'S STATISTICS

	G	Tack	Asst	Total	Opp Fum	Int	Yds
1970	14	70	26	96	—	—	—
1971	14	54	17	71	—	—	—
1972	13	49	35	84	—	1	14
1973	14	52	54	106	—	2	54
1974	14	58	33	91	—	1	3
1975	9	45	36	81	—	1	14
TOTALS	78	328	201	529	0	5	85

QB Sack 1974, 1975.
Playoffs — Interceptions 2-16 (long 11).



BOB KUECHENBERG


Left Guard

67

6-2, 252
7th Year
Born Oct. 14, 1947

Notre Dame
(FA, 1970)

A recognized All-Pro at left guard, Kuechenberg was an AFC starter in the Pro Bowl after gaining All-NFL honors by Newspaper Enterprise Association in 1975 . . . his strength (430 pounds in bench press) and quickness for sweeps and screen passes make him ideal guard . . . he alleviated manpower shortage in 1974 by starting three games at left tackle . . . that season he gained first Pro Bowl berth . . . in 1973 was left off Pro Bowl squad when 12 Dolphins were selected, and his response to selectors was memorable Super Bowl VIII performance when he neutralized Minnesota tackle Alan Page, the NFC's Most Valuable Player in 1971 . . . yet Kooch had suffered broken left arm in 13th game of season and returned to lineup in two weeks . . . "He's a street fighter," Coach Don Shula says of his indomitable guard. "He doesn't know how to quit." . . . last season he bought 89 tickets at \$8 apiece for friends to see Dolphins-Bears game, and he handled tackle Wally Chambers in a matchup of All-Pros . . . he was fourth-round draftee of Philadelphia in 1969 when older brother Rudy was a linebacker with Chicago Bears . . . he was cut by Eagles, then signed by Atlanta but cut . . . he then played with semipro Chicago Owls of Continental League for two games before club went bankrupt . . . he signed as free agent with Dolphins in 1970 when he was selling business machines . . . when an injury sidelined Maxie Williams, Kooch started last four games of 1970 . . . he was born in Gary, Ind., and raised in Hobart, Ind., when he shared in his father's act as a rodeo clown and bull rider . . . he starred at Notre Dame as offensive tackle and defensive end, earning 1968 award as outstanding defensive lineman for Fighting Irish . . . he is the father of two boys, Bryan and Erik . . . he now lives in Los Angeles in offseason working in real estate . . . earned B.A. in economics.



JIM LANGER

Center

62

6-2, 253
7th Year
Born May 16, 1948

South Dakota St.
(Waive, 1970)

A three-time starter in the Pro Bowl, Langer has solid recognition as the NFL's best center . . . as leader of the offensive line that paved way for 2,500 yards rushing last season, he was voted team's most valuable player by South Florida media . . . his quickness enables him to block rival middle linebackers, and his size and strength are utilized to effectively block for passer . . . actually a lefthander with a fair knuckleball as baseball captain at South Dakota State . . . he maintains a learning attitude, one of professionalism, the no-frills approach," Coach Don Shula says. "He goes to work, and other people see what work can produce" . . . he hustled to make two separate blocks on Nat Moore's 89-yard kickoff return in 1974 AFC playoff against Oakland . . . extremely articulate . . . originally he signed as free agent with Cleveland in 1970 but was waived to Dolphins as guard . . . he had been middle linebacker in college, so while he learned offensive line, he was versatile backup man for two seasons, and

in 1971 game against Chicago, he played four different line positions . . . he finally won job from three-time Pro Bowl center Bob DeMarco in 1972 . . . films of perfect season showed that of almost 500 pass blocking assignments, Langer required help only three times . . . he started snapping for punts in 1974 after diligent workouts in backyard when his wife Lynda sprained a finger catching the football . . . he was first Dolphin to cross picket line during 1974 players strike . . . he was born in Little Falls, Minn., and was raised in Royalton, Minn., where he dreamed of being a pitcher for Minnesota Twins . . . he was captain of Jackrabbits football and baseball squads and set records for hits and RBI . . . now has country home in Royalton with wife Lynda and three children Tracy (10-31-68), Carrie (2-16-71) and Craig (11-26-75) . . . works in real estate and operates Langer Flying Service leasing airplanes . . . B.S. in economics . . . 1972 Sports Celebrity of Year in South Dakota.



LARRY LITTLE

Right Guard

66

6-1, 265
10th Year
Born Nov. 2, 1945

Bethune-Cookman
(Trade, 1969)

All-Pro selectors have written his name more often than any Dolphin . . . right guard has been honored as All-NFL for five consecutive seasons by Pro Football Writers and Associated Press, and he was named AFC's outstanding offensive lineman three times (1970-72) by Players Association . . . one of the fastest pulling guards ever to play, he has been a terror on sweeps . . . he was runnerup to Pittsburgh's Joe Greene as AFC Lineman of Year in 1972, and the Little-Greene matchup will be renewed this season . . . National 1,000-Yard Club in Appleton, Wis., named him NFL's outstanding blocker in 1972 after Dolphins broke NFL rushing record with 2,960 yards in perfect season . . . he blossomed into a solid pro in his third season when Coach Don Shula had him trim 20 pounds to 265 . . . "He became a part of the real identity of our team — the good, tough running game," Shula said . . . his crunching blocks on the outside were matched with rugged inside play . . . "All I'm interested in is knocking people off their feet and making them respect me," Little says . . . was two-way tackle at Bethune-Cookman College . . . he was overlooked in 1967 draft so he signed as free agent with San Diego for \$750 bonus . . . he acquired nickname "Chicken" for his fondness for third helpings of chicken, and his weight ballooned . . . he even had two-day tryout at fullback with Chargers but begged to move back to guard . . . he was starter in 1968, but was traded July 2, 1969 ironically for high school teammate Mack Lamb, a Dolphin cornerback . . . he was selected for AFL All-Star game his first season in Miami . . . he had missed two games in 1969 with knee injury but has missed only one game in the last 96 games (107 including postseason) . . . he rested a sore shoulder 14th game of 1973 season to prepare for playoffs . . . he was born in Groveland, Ga., and raised in Miami, playing for Coach Alkin Heppburn at Booker T. Washington High in 1962 . . . he was honored by his school (now a Junior High) in 1973 with a special day . . . his contributions to his community have been significant, and Biscayne College presented him with an honorary doctorate in humanities in 1972 . . . he began the Gold Coast Summer Camp for underprivileged children in 1970 on South Miami Beach with tents and cots, and the free camp grew into a successful two-week event for almost 300 kids . . . Dolphin teammates have supported Little's camp as counselors . . . a bachelor, he lives in southwest Miami.



BENNY MALONE

Running Back

32

5-10, 193
3rd Year
Born Feb. 3, 1952

Arizona State
(D2, 1974)

His bow-legged, thrashing style of running and his disciplined blocking have assured him a bright future with Dolphins . . . a pulled hamstring kept him out of six games in 1975, but in first appearance he rambled 45 yards on six carries and added 43 yards on a pass reception . . . a chipped bone in left foot also plagued him so that he managed 220 yards on 65 carries . . . in an explosive rookie season, he gained 104 yards twice against Baltimore and 108 yards against Atlanta, and was team's second-leading rusher with 479 yards on 117 carries . . . neck and knee injuries to veteran Mercury Morris gave Malone opportunity . . . he gained 83 yards on 14 carries in AFC playoff at Oakland including an apparent game-winning 23-yard touchdown (Raiders scored in final seconds for 28-26 triumph) . . . also returned kickoff 73 yards that season . . . older brother Art was running back for Atlanta Falcons . . . "There's always a collision when Benny is around," Coach Don Shula says, "and the other guy usually takes most of it" . . . he averaged 6.4 yards per carry in 1973 while gaining 1,129 yards at Arizona State . . . teammate Woody Green was collecting 1,182 yards . . . Malone outscored Green, 15-14, in TDs with all of Malone's scoring on ground . . . his career totals were 2,328 yards and 25 TDs . . . he broke loose for 250 yards on 24 carries against Oregon State . . . "I have a reckless style — it's hard to tell where I'm going to go, where I'm going to cut," Malone concedes. "Sometimes I don't even know" . . . he was raised in migrant farming country near Eloy, Ariz., and as youngster he picked cotton, dug potatoes and sacked onions for 60 cents an hour . . . starred at Santa Cruz High in Eloy . . . he and wife Laura live in Tempe, Ariz., with their two daughters Leanna 6 and Stephanie 2.

MALONE'S STATISTICS

	RUSHING					RECEIVING				
	G	Att.	Yds.	Avg.	TD	LG	No.	Yds.	TD	LG
1974	13	117	479	4.1	0	23t	2	26	0	13
1975	10	65	220	3.4	3	20	2	47	0	43
TOTAL	23	182	699	3.8	3	23t	4	73	0	43
Playoffs	1	14	83	5.9	1	23	0	0	0	0

Additional — Kickoff Returns: 6-159, no TD, long 73 in 1974; 1-18 in 1975.



JIM MANDICH

Tight End

88

6-2, 224
7th Year
Born July 30, 1948

Michigan
(D2, 1970)

Whenever he snags a pass, it usually means a Dolphin touchdown . . . he has 19 TDs among 93 career receptions . . . remarkable hands and an acrobatic receiver . . . four TDs in 1975 included a spectacular diving catch in end zone against Houston . . . a determined blocker befitting his nickname "Mad Dog" . . . he shared tight end position with Andre Tillman in 1975 and was utilized on passing downs . . . he was bothered by shoulder injury for a month . . . he had split time with Marv

Fleming since 1971 although asserted himself as starter in 1973 after scoring two TDs and receiving game ball against Buffalo . . . he caught winning three-yard TD pass with 1:28 to play against Minnesota in 1972 for significant step toward perfect season . . . he caught seven-yard TD in 1973 AFC playoff against Cincinnati and broke left hand . . . three weeks later he snagged two passes in Super Bowl VIII triumph . . . had four catches for 101 yards Sept. 29, 1974 at San Diego including leaping, twisting 44-yard haul . . . he was second-round draftee from Michigan after All-America exploits for Wolverines . . . had 42 catches for 583 yards as senior, 111 receptions for 1,415 yards in career . . . also grabbed eight passes for 79 yards in 10-3 loss to Southern Cal in Rose Bowl . . . caught 10 passes for 156 yards against Purdue in 1969 . . . Academic All-America with a B.S. in economics . . . born in Cleveland and raised in tiny Solon, Ohio, in apartment above Emil's Bar owned by father . . . he set track records of 58-2 in shot put and 176 feet in discus at Solon High . . . he is top scorer for All-Pros basketball team composed mostly of Dolphins . . . shoots golf in low 80s and plays tennis . . . has invested in real estate . . . bachelor has home in Miami Springs . . . participated in USO tour by pro players to Japan, Korea and The Philippines in 1974.

MANDICH'S RECEIVING

	G	No.	Yds.	Avg.	TD	Long
1970	14	1	3	3.0	1	3t
1971	11	3	19	6.3	1	10
1972	14	11	168	15.3	3	39
1973	14	24	302	12.6	4	28t
1974	14	33	374	11.3	6	44
1975	14	21	217	10.3	4	32t
TOTAL	81	93	1083	11.6	19	44
Playoffs	11	9	86	9.6	1	19

Additional — Kickoff Returns: 2-0 in 1970. Recovered 4 fumbles in career.



BOB MATHESON

Linebacker

53

6-4, 235
10th Year
Born Nov. 25, 1944

Duke
(Trade, 1971)

A durable and versatile defender, he gained fame as the inspiration of the 53 Defense in 1972 when the Dolphins put together three consecutive AFC Championships and two Super Bowl victories . . . he was "12th man" in passing situations disguised as an end or a fourth linebacker . . . In 1972 opener Dolphins sacked Len Dawson of Kansas City four times . . . opponents never knew whether Matheson would be blitzing from the strong side . . . Matheson modestly said, "I couldn't play a normal position so they created one for me" . . . Coach Don Shula felt he was the "ideal guy for the 53 . . . big enough to rush the passer and quick enough to defend against the pass. He was, and is, perfect" . . . now several NFL defenses have copied it . . . he was second-leading tackler in 1975 with 109 stops (55 unassisted), and South Florida media voted him outstanding linebacker . . . he had career-high 71 unassisted tackles in 1974 . . . Intercepted three passes in 1975 and received game ball for efforts against Philadelphia . . . he played weakside linebacker when Mike Kolen shifted to middle for injured Nick Buoniconti . . . led team in tackles in 1974 with 103 stops when he started last six games and AFC playoff at strongside linebacker for injured Doug Swift . . . he returned an interception 29 yards in 1973 AFC Championship game against Oakland . . . originally a

first-round draftee of Cleveland in 1967, he played four seasons with Browns . . . was traded to Dolphins Sept. 1, 1971 as backup to Buoniconti, who had wrist injury at time . . . he was All-America linebacker at Duke in 1966 and set school record for tackles . . . born and raised in Boone, N.C., son of dentist . . . helped Appalachian High win Class AA state championship with two unbeaten seasons . . . he's an excellent golfer, and his wife Pam scored a hole-in-one at Orange Brook Country Club in June 1975 . . . he represented Dolphins at Children's Hospital Sports Spectacular at Columbus, Ohio, in June 1976 . . . he and wife Pam (married 6-17-67) live in Hollywood, Fla., with their two sons Todd (8-19-70) and Drew (8-24-73) . . . he works with Florida Lumber Co. in offseason and conducts football clinics in North Carolina.

MATHESON'S STATISTICS

	G	Tack	Asst	Total	Opp Fum	QB Sack	Int	Yds
1971	14	42	17	59	1	—	—	—
1972	14	38	30	68	—	2½	—	—
1973	14	41	29	70	—	3	—	—
1974	14	71	32	103	1	3	1	10
1975	14	55	54	109	—	2	3	32
TOTALS	70	247	162	409	2	10½	4	42

Blocked Punt 1973.

Playoffs — Interception 1-29 in 1973, 2 QB Sacks.



JIM McFARLAND

Tight End

80

6-5, 225

7th Year

Born Oct. 4, 1947

Nebraska

(Trade, 1975)

A dependable backup tight end for St. Louis for five seasons, he was involved in a four-man trade May 6, 1975 . . . actually he signed with Dolphins as free agent, and Miami compensated St. Louis in the swap that sent wide receiver Marlin Briscoe and running back Hubert Ginn to Cardinals for running back Donny Anderson (who retired Aug. 11, 1975) and McFarland . . . he was seventh-round draftee in 1970 and caught two TD passes in 1971 . . . "He's a real intelligent receiver — he knows what to do and how to get open," Coach Don Shula says . . . he suffered a fracture of the transverse process in his back when he was blocking for a kickoff return in sixth game last season, and he was placed on injured reserve . . . now his back has healed completely . . . he possesses good speed for big man and could be used at wide receiver . . . he caught six-yard TD pass from Earl Morrall in second preseason game in 1975 . . . his play convinced Shula to keep three tight ends . . . he was born and raised in North Platte, Neb., and passed up baseball offer by Atlanta Braves to accept football scholarship at Nebraska . . . he caught 53 passes for 625 yards and four TDs in Cornhusker career, capped by All-America second-team recognition . . . he and wife Linda (married 7-6-70) live in Lincoln, Neb., with their two children Doug (4-9-71) and Jamie Jo (12-4-75) . . . he is working toward Ph.D. in sociology.

McFARLAND'S RECEIVING

	G	No.	Yds.	Avg.	TD	Long
1970	9	0	0	0.0	0	0
1971	14	5	54	10.8	2	21
1972	10	0	0	0.0	0	0
1973	14	2	10	5.0	0	7
1974	14			(NONE)		
1975	6			(NONE)		
TOTAL	67	7	64	9.1	2	21

Additional — Kickoff Returns: 3-57, no TD, long 19 in 1973. Returned fumble recovery 32 yards for TD in 1973.



NAT MOORE

Wide Receiver

89

5-9, 180

3rd Year

Born Sept. 19, 1951

Florida

(D3, 1974)

In two seasons, the Miamian has proven himself a classy receiver and a willing blocker . . . darting moves and quick acceleration were evident as star running back at Florida, and he adapted quickly to flanker with Dolphins . . . in 1975 he caught 40 passes for 705 yards and four touchdowns . . . "He has developed into one of our most dependable pressure players," Coach Don Shula says . . . he streaked 79 yards with TD pass, third-longest in Dolphin history, against Chicago . . . a competitor who shrugs off injury, he was bothered by sprained toe, groin pull and bruised sternum so that he missed a week's practice and then grabbed six passes for 89 yards and TD against Philadelphia . . . improvised a pass route and was backpedaling on 53-yard TD catch against New York Jets . . . also returned punt 29 yards to set up lone touchdown in 10-7 overtime loss at Baltimore . . . had a pair of 100-yard games in 1975 . . . he won Tommy Fitzgerald Memorial Award as outstanding rookie in 1974 training camp . . . spectacular preseason debut with TD catches of 73 and 67 yards against Cincinnati . . . he received game ball against San Diego when he ignited comeback on 26-yard catch and 12-yard TD plus a 27-yard punt return . . . he escaped 29 yards with sideline pass to set up TD that nipped Kansas City, 9-3 . . . totally poised and "does a lot of things instinctively," Shula says . . . he led Dolphin receivers as rookie with 37 catches for 605 yards and two TDs . . . he lit fireworks in 1974 AFC playoff at Oakland by racing 89 yards for TD on opening kickoff after averaging 26.7 yards on 22 returns during season . . . had cartilage removed from left knee in April 1975 . . . born in Tallahassee and raised in Miami, he gained All-City honors in 1969 as Edison High running back for 7-1-2 team . . . left Tennessee-Martin as a freshman, played basketball at Miami-Dade Community College South and was recommended to Coach Doug Dickey at Florida . . . as junior he was instant star with school-record 845 yards rushing and 25 receptions for 351 yards . . . most of his 13 TDs were long sprints . . . injuries hobbled him as senior and he required knee surgery in May 1974 after Dolphins made him third-round draftee . . . he and wife Patricia live in Miami with daughter Trellanee (3-30-70).

MOORE'S STATISTICS

	RUSHING					RECEIVING				
	G	Att.	Yds.	TD	LG	No.	Yds.	Avg.	TD	LG
1974	13	3	16	0	15	37	605	16.4	2	48
1975	14	8	69	0	36	40	705	17.6	4	79t
TOTAL	27	11	85	0	36	77	1310	17.0	6	79t
Playoffs	1	0	0	0	0	2	40	20.0	0	23

Additional — Passing: 1-1-0, 31 yds, no TD in 1974. Recovered 2 fumbles in career.

	KICK RETURNS															
	FC	PUNT RETURNS					KICKOFF RETURNS									
		No.	Yds	Avg.	TD	LG	No.	Yds	Avg.	TD	LG	No.	Yds	Avg.	TD	LG
1974	0	9	136	15.1	0	42	22	587	26.7	0	40					
1975	2	8	80	10.0	0	29	9	243	27.0	0	42					
TOTAL	2	17	216	12.7	0	71	31	830	26.8	0	42					
Playoffs	0	2	5	2.5	0	5	3	137	45.6	1	89t					



WAYNE MOORE

Offensive Tackle

79

6-7, 265

7th Year

Born Aug. 17, 1945

Lamar Univ.

(Waive, 1970)

A courageous athlete and steady performer at left tackle, he earned a Pro Bowl berth in 1973 while playing on a damaged right knee . . . he underwent surgery in January 1974 and missed 11 games that season . . . limped painfully after a tedious rehabilitation and played final three games and AFC playoff game . . . "There are not many people with his kind of dedication," offensive line coach Monte Clark said at time. "He's played in nothing but pain the last two years. He just refused to give in to it" . . . he was invited by Tim Foley to a Fellowship of Christian Athletes camp in 1974 and changed his outlook . . . "If the Lord doesn't take away the pain," Moore said, "He gives you ways to handle it better" . . . his perseverance enabled him to start all 14 games in 1975 . . . he tore ligaments in right knee Sept. 4, 1971 and underwent surgery that kept him on sideline until last game and playoffs . . . originally claimed on waivers from San Francisco in 1970 because Clark spotted him disguised by first name Solomon . . . thus his nickname "Big Sol" . . . he didn't play college football but was all-conference in basketball for Lamar University in his native Beaumont, Tex. . . . was all-state basketball player at Charlton-Pollard High . . . studied diesel engineering at Lamar . . . he and wife Verline (married 2-21-70) live in southwest Miami with their two children Wayne Jr. (8-6-71) and Tamara (9-21-74) . . . in 1974 they sold their home in San Francisco where he spent offseasons as counselor at juvenile home, working with delinquents . . . he hopes to continue in youth-related work after football career.



EARL MORRALL

Quarterback

15

6-2, 210

21st Year

Born May 17, 1934

Michigan State

(Waive, 1972)

A peerless competitor, the remarkable "Old Bones" will enter his 21st pro season ready to perform rescue operations as he did in 1972 when the Dolphins were unbeaten . . . In 1975 he was summoned after Bob Griese damaged his foot, and Morrall set a team record with 13 consecutive pass completions against New England . . . but he suffered partial tear of medial collateral ligament in left knee and missed two games . . . then wearing a knee brace, he rallied Dolphins from 10-point halftime deficit to 14-13 victory over Denver in finale . . . "The old man got out of his rocking chair and did the job," Coach Don Shula said . . . he has played in 241 regular-season games, second only to quarterback-placekicker George Blanda in NFL history . . . in his only

start in 1974 he passed for 288 yards and two TDs against New England . . . his career spanned 12 years with four teams when he was traded by New York Giants to Shula's Baltimore Colts in 1968 because quarterback John Unitas had elbow injury . . . that season Morrall tore apart NFL defenses for 2,909 yards and 26 TDs, and he beat each of his four former clubs . . . best day was Oct. 6, 1968 with 302 yards and TDs covering 50, 45, 38 and 66 yards against Chicago . . . Colts posted 15-1 record before bowing to New York Jets in Super Bowl III . . . Morrall also pitched four TDs Oct. 17, 1965 against Philadelphia in a 22-touchdown season . . . longest TD play was 98-yard bomb to Homer Jones Sept. 11, 1966 against Pittsburgh . . . he relieved injured Unitas in Super Bowl V and completed seven of 15 passes for 147 yards in 16-13 victory over Dallas . . . he was waived by Colts at age 38 and claimed April 25, 1972 by Dolphins . . . he came off bench in fifth game when Griese suffered broken right leg, and Morrall completed eight of 10 passes with two TDs in 24-10 triumph . . . he directed offense while Dolphins broke NFL rushing record, and he contributed a 31-yard TD shuffle against New York Jets . . . he was named AFC Player of Year by Sporting News and AFC Best Passer by Players Association . . . also earned Comeback of Year honor by Pro Football Weekly . . . an All-America quarterback at Michigan State in 1955 and first-round draftee of San Francisco . . . he was 49ers' punter as rookie . . . he played in Pro Bowl in 1957 and 1968 . . . born in Muskegon, Mich., he and his family moved from Bloomfield Hills, Mich., to South Florida in 1975 after he sold auto parts business in Detroit . . . he and wife Jane (married 6-23-56) have five children — Matt (5-27-57), Mardi (11-16-58), Mindi (4-20-62), Mitchell (11-12-67) and Meghan (2-6-73).

MORRALL'S STATISTICS

GAME-BY-GAME PASSING

1972	Att.	Comp.	Pct.	Yds.	Int.	TD	Tkld.	Long
Houston	1	1	100	23	0	0	0/0	23
San Diego	10	8	80.0	86	0	2	2/11	23
Buffalo	10	6	60.0	91	1	0	1/11	33
at Baltimore	15	9	60.0	85	1	0	2/22	25
at Buffalo	14	5	35.7	89	1	1	2/16	31
New England	13	7	53.8	162	0	1	1/6	49
New York Jets	17	8	47.1	132	1	1	0/0	22
St. Louis	19	12	63.2	210	0	2	3/28	37
at New England	19	11	57.9	201	1	2	1/4	47
at NY Giants	17	9	52.9	171	1	1	1/8	44
Baltimore	15	7	46.7	110	1	1	1/8	24
1972 Totals	150	83	55.3	1360	7	11	14/114	49
1973 Totals	38	17	44.7	253	4	0	2/18	53
1974 Totals	27	17	63.0	301	3	2	3/16	46
1975 Totals	43	26	60.5	273	2	3	4/27	31
Miami Totals	258	143	55.4	2187	16	16	23/175	53

FIRST 16 YEARS IN NFL

	Att.	Comp.	Pct.	Yds.	Int.	TD	Long
1956 San Francisco	78	38	48.7	621	6	1	37
1957 Pittsburgh	289	139	48.1	1900	12	11	64
1958 Detroit	78	25	32.1	463	9	5	66
1959 Detroit	137	65	47.4	1102	6	5	79
1960 Detroit	49	32	65.3	423	3	4	65
1961 Detroit	150	69	46.0	909	9	7	61
1962 Detroit	52	32	61.5	449	4	4	53
1963 Detroit	328	174	53.0	2621	14	24	75
1964 Detroit	91	50	54.9	588	3	4	48
1965 NY Giants	302	155	51.3	2446	12	22	89
1966 NY Giants	151	71	47.0	1105	12	7	98
1967 NY Giants	24	13	54.2	181	1	3	27
1968 Baltimore	317	182	57.4	2909	17	26	84
1969 Baltimore	99	46	46.5	755	7	5	42
1970 Baltimore	93	51	54.8	792	4	9	44
1971 Baltimore	167	84	50.3	1210	12	7	64
Cumulative	2405	1226	51.0	18474	131	144	98
Miami Totals	258	143	55.4	2187	16	16	53
Career Totals	2663	1369	51.4	20661	147	160	98

	G	Att.	Yds.	Avg.	TD	Long
16-year Totals	186	212	758	3.6	7	—
Miami Totals	55	23	120	5.2	1	31t
Career Totals	241	235	878	3.7	8	—



MERCURY MORRIS

Running Back

22

5-10, 192

8th Year

Born Jan. 5, 1947

West Tex. St.

(D3, 1969)

The second-leading rusher in Dolphin history, swift and elusive Eugene Morris paced the running attack for the first time in 1975 with three 100-yard games and a total of 875 yards . . . powerful leg drive enabled him to run between tackles while remaining an outside threat . . . "I like running the middle," he says. "That's where it's all happening" . . . he carried a team-record 31 times for 125 yards at Green Bay, and after six games had accumulated 536 yards . . . he had been plagued by injuries to left knee and neck in 1974, but he was clocked in 4.6 seconds for 40 yards at start of 1975 training camp . . . he received game ball for third time against Buffalo as he outrushed O.J. Simpson, 124-88, at Buffalo and 217-184 for two matchups . . . "We've had best offensive line in football the last four years," he emphasized. "They come to win, not just to try to win" . . . his 3,877 career yards were fed by 1,000 and 954 yards in Super Bowl-winning seasons . . . he gained 226 yards in 1973 playoffs including 106 against Cincinnati, and in perfect season, he gained 182 yards in playoffs . . . total output including postseason was 2,362 yards in 1972 and 1973 while fullback Larry Csonka gained 2,665 yards — a 5,027-yard combination of speed and power . . . Morris set Dolphin single-game record of 197 yards on 15 carries Sept. 30, 1973 against New England with TD sprints of 24, 70 and 35 yards . . . he shares records with 12 TDs in 1972 and 219 rushing attempts in 1975 . . . has returned three kickoffs for TDs including 105-yard romp Sept. 14, 1969 at Cincinnati . . . also has Dolphin record 1,168 yards combined rushing-receiving in 1972 . . . 10 games in career with more than 100 yards rushing (three apiece against Buffalo and New England, two against New York Jets) . . . three times (1971-73) selected for Pro Bowl . . . career average of 5.1 yards per carry . . . he was born and raised in Pittsburgh . . . he scored 34 TDs in career at Avonworth High, also starred in basketball and baseball . . . he acquired nickname "Mercury" as sophomore at West Texas State when he gained 543 yards on 88 carries . . . as junior his stats (191-1,274) were second-best in nation as Simpson had 266-1,415 at Southern Cal . . . as seniors, Simpson held edge, 1,709 and 1,571 but Morris broke NCAA career rushing record with 3,388 yards in 31 games and had 42 TDs . . . he gained NCAA-record 340 yards against Montana State in 1968 . . . he was third-round draftee of Dolphins, and as rookie, he led AFL in kickoff returns . . . he is father of a son, Maceo 5, and has a home in South Miami.

MORRIS'S STATISTICS

	G	Att.	Yds.	Avg.	TD	LG	No.	Yds.	TD	LG
1969	14	23	110	4.8	1	37	6	65	0	29
1970	12	60	409	6.8	0	40	12	149	0	50
1971	14	57	315	5.5	1	51	5	16	0	11
1972	14	190	1000	5.3	12	33	15	168	0	34
1973	13	149	954	6.4	10	70t	4	51	0	36
1974	5	56	214	3.8	1	17t	2	27	1	23
1975	14	219	875	4.0	4	49	2	15	0	10
TOTAL	86	754	3877	5.1	29	70t	46	491	1	50
Playoffs	10	95	440	4.6	1	27	3	9	0	9

KICKOFF RETURNS

	No.	Yds.	Avg.	TD	Long
1969	43	1136	26.4	1	105t
1970	28	812	29.0	1	96t
1971	15	423	28.2	1	94t
1972	14	334	23.9	0	33
1973	11	242	22.0	0	29
TOTAL	111	2947	26.6	3	105t
Playoffs	13	269	20.7	0	37

Additional — Punt Returns: 25-172, average 6.9, no TD, long 38 in 1969; 2-(-1) in 1970. Recovered 4 fumbles in career.



ED NEWMAN

Guard

64

6-2, 245

4th Year

Duke

(D6, 1973)

A strong and dedicated athlete, he has served a three-year apprenticeship behind the NFL's best interior linemen — Kuechenberg, Langer and Little . . . has capability of being starter and will challenge . . . he has performed well on special teams, collecting 13 tackles (seven unassisted) as captain last season . . . also became Dolphin player representative in March . . . as rookie, he started 14th game against Detroit when right guard Larry Little rested a shoulder injury . . . in 1974 he started three games at left guard when Bob Kuechenberg was switched to tackle . . . exceptional speed and strength, he bench-pressed 425 pounds in 1975 . . . that effort came after winning bout with cancer . . . malignant tumor was discovered on thyroid gland, had two throat operations in January 1975 . . . vigorous rehabilitation of weightlifting, long-distance bicycling and swimming helped him regain athletic peak . . . "I'm no medical hero," he says, "but I think people can overcome problems with determination" . . . sixth-round draftee was All-Atlantic Coast Conference at Duke as guard and defensive tackle, and he played in East-West Shrine game and American Bowl . . . also starred in wrestling as two-time ACC heavyweight champion . . . he was born in New York and attended Syosset High . . . B.S. in psychology at Duke . . . engaged.



DON NOTTINGHAM

Running Back

36

5-10, 210

6th Year

Born June 28, 1949

Kent State

(Trade, 1973)

He is called by teammate Mercury Morris "a torpedo on wheels," and nothing better described him in 1975 as he dove for several

of his 12 touchdowns . . . an unselfish team player, Notts volunteered for duty on the suicide squad covering kickoffs last season while he attracted headlines with 718 yards on 168 carries . . . he split duties at fullback with former Baltimore roommate Norm Bulaich, and they combined for 22 TDs . . . he underwent knee surgery March 30 to remove cartilage from right knee and has mended . . . an irrepressible ram near the goal line, he has scored 20 TDs in past two seasons . . . he is called "Human Bowling Ball" and it could apply to his devastating blocking as well as his low-to-ground running . . . "The only way to stop Nottingham," Colt linebacker Ray May once noted, "is to hit him very, very low . . . like around the neck" . . . Notts admits, "I'm not a prototype fullback. But here I am" . . . he produced two 100-yard games in 1975 with 16-120 at New England and 21-102 at Green Bay, and he scored three TDs against Green Bay and Buffalo . . . he was stopped only once, on fourth down at Houston goal line . . . he also rambled 56 yards to set up game-clinching TD in second Buffalo game . . . he was 441st player drafted in 1971 by Baltimore, and he gained 972 yards in little more than two seasons before he was traded Oct. 2, 1973 to Dolphins . . . as rookie in 1971 AFC playoff against Cleveland he gained 92 yards on 23 carries and scored two TDs . . . In 1974 he churned 23 yards, untouched, for winning TD against Buffalo with 19 seconds to play . . . he was born and raised in Ravenna, Ohio, and broke career rushing record at Kent State with 2,515 yards . . . as junior in 1969 he gained 275 yards against Dayton on way to 990 yards and 19 TDs . . . he and wife Michelle (married 6-10-69) live in Cooper City, Fla., with their son D.J. (8-30-70) and daughter Randi (1-25-72).

NOTTINGHAM'S STATISTICS

	RUSHING					RECEIVING		
	G	Att.	Yds.	Avg.	TD	LG	No.	Yds.
1971 Balt	14	95	388	4.1	5	36	15	88
1972 Balt	14	123	466	3.8	3	25	25	191
1973 Balt	3	28	118	4.2	1	20	2	10
1973 Miami	11	24	134	5.6	0	30	1	16
1974 Miami	14	66	273	4.1	8	24	3	40
1975 Miami	14	168	718	4.3	12	56	9	66
TOTAL	70	504	2097	4.2	29	56	55	411
Playoffs	6	36	142	4.0	2	13	2	14

Additional — Kickoff Returns: 2-38 in 1972; 1-19 in 1973; 3-80, long 27 in 1975.
Recovered 6 fumbles in career. Returned blocked punt 20 yards for TD in 1971.



MORRIS OWENS

Wide Receiver

82

6-0, 190
2nd Year
Born Feb. 14, 1953

Arizona State
(D5, 1975)

A severely bruised thigh forced Owens to sideline on injured reserve after two games in 1975, but he has recovered fully . . . his exciting potential was highlighted as junior at Arizona State when he set NCAA record of 21.5 yards per reception on 50 catches for 1,076 yards and nine touchdowns . . . quarterback Danny White was hurling passes . . . he capped that season with seven catches for 128 yards and three TDs in 55-19 rout of Arizona, and he had other harvests of 6-173 against Brigham Young and 7-168 against New Mexico . . . he had seven 100-yard games . . . as senior he suffered knee injury in opener, and three weeks after cartilage was removed, he caught game-winning 61-yard TD pass against Wyoming . . . he still snagged 28 passes for 560 yards and seven TDs as senior for career total

of 84 receptions for 1,744 yards — 20.8 yards per reception . . . also had 95-yard punt return TD as sophomore . . . fifth-round draftee of Dolphins, he caught six passes for 53 yards in preseason . . . "He's real tough, that's the No. 1 thing," receivers coach Howard Schnellenberger said . . . he was born in Oakland and starred in football, basketball and track at Chowchilla, Calif. . . . he set school records of 9.7 seconds in 100 and 23-6½ in long jump . . . single . . . lives in Mesa, Ariz.



DON REESE

Defensive Tackle

76

6-6, 255
3rd Year
Born Sept. 4, 1951

Jackson State
(D1, 1974)

The intimidating presence of Reese could become a persistent nightmare for NFL quarterbacks . . . he started 11 games in his second season and had 7½ QB sacks and blocked a field-goal attempt . . . he tackled Chicago QB Gary Huff in end zone for safety . . . he had 53 tackles (24 unassisted) including 10 at New York Jets . . . he underwent surgery in February to repair right shoulder and remove bone chips in left knee . . . his willingness to play hurt was recognized by teammates when he won game ball in second Buffalo game . . . severe eye infection was treated during course of game . . . he played left end while Bill Stanfill recovered from neck injury, then logged duty at left tackle in four-man line . . . he worked for improvement in run defense . . . as rookie he played on special teams, and in 14th game, he sacked QB Jim Plunkett on last play to protect 34-27 triumph over New England . . . he began weightlifting in winter 1975, and with strength and experience, began living up to expectations of first-round draftee . . . he acquired nickname "The Undertaker" at Jackson State because he worked in father's funeral home in Pritchard, Ala., near his native Mobile . . . he was All-City defensive end at Vigor High . . . Jackson State posted 9-2 record in his senior season, and he had seven QB sacks against Southern University . . . his outstanding play in Senior Bowl attracted Dolphins . . . 1975 first-round draftees, running back Walter Payton of Chicago and linebacker Robert Brazile of Houston, were Reese's teammates in 1973 . . . he and wife Paulette (married 5-29-74) live in Miami with son Paul (12-30-74).

	G	Tack	Asst	Total	Opp Fum	QB Sack
1974	13	4	6	10	—	1
1975	14	24	29	53	1	7½
TOTALS	27	28	35	63	1	8½

Blocked FG 1974, 1975.



EARNEST RHONE

Linebacker

55

6-2, 225
2nd Year
Born Aug. 20, 1953

Henderson St.
(FA, 1975)

He rose from total obscurity as a free agent to a valuable reserve linebacker, and now 10 pounds heavier at 225, he should be more rugged . . . he made diving interception against New York Jets and grabbed a deflected pass against Chicago . . . he played extensively in four late-season games and produced 15

tackles (10 unassisted) against Buffalo . . . he impressed coaches in goal-line defense drill in late July with vicious hit . . . "What also caught our eyes were his quick feet and quick reactions and his good hands," Coach Don Shula says. "It goes to show that when a guy walks in that door, whether he's a free agent or a No. 1 draft choice, he has an equal shot" . . . Rhone had 70 tackles (41 unassisted) . . . he was born and raised in Ogden, Ark., and he earned NAIA All-America honors while helping team to NAIA title game against Texas A&I . . . he was signed by scout Les Miller . . . was nicknamed "Ironman" because of hard hitting as freshman . . . attended Rankin Street High in Ashdown, Ark., 10 miles from hometown . . . single . . . he enjoys tennis and horseback riding.



JAKE SCOTT

Free Safety

6-0, 188
7th Year

13

Georgia
(D7, 1970)

A five-time Pro Bowl selection, the cunning Georgian has Dolphin career record of 35 interceptions, no touchdowns . . . All-NFL by Pro Football Writers in 1973 and by Associated Press in 1973 and 1974 . . . his big-play reputation and willingness to play with injury was established as rookie when he had separated left shoulder snugly strapped and made interception that helped in first-ever victory over New York Jets . . . also played 80 minutes of pro football's longest game with broken hand in 1971 AFC playoff at Kansas City, and he intercepted on last play of first overtime . . . end-zone interception and 55-yard return was big defensive play in Super Bowl VII when he was named Most Valuable Player . . . combined with Dick Anderson to form NFL's best pair of safeties in recent years . . . Dolphins allowed only five TD passes in 1973 . . . had eight interceptions and three fumble recoveries in 1974 . . . poised and daring on punt returns, he owns Dolphin records of 127 returns for 1,330 yards (10.5 average) including 77-yard TD Nov. 22, 1970 against Baltimore . . . owns NFL record of six fair catches Dec. 20, 1970 against Buffalo . . . he tore ligament in left knee during 1974 AFC playoff at Oakland but started every game in 1975 and led team with six interceptions . . . his theft of first-down pass at Buffalo 22-yard line set up winning TD . . . born in Greenwood, S.C., attended high school in Arlington, Va., and Bullis Prep in Silver Springs, Md., he was All-America at Georgia with 10 interceptions in 1968 . . . passed up senior year to play for British Columbia Lions in Vancouver as wide receiver and punt returner . . . seventh-round draftee . . . single . . . spends offseason in Colorado mountains.

SCOTT'S STATISTICS

	G	Tack	Asst	Total	Opp Fum	Int	Yds
1970	14	45	17	62	—	5	112
1971	14	49	21	70	1	7	34
1972	14	27	27	54	2	5	73
1973	14	36	35	71	—	4	71
1974	14	45	25	70	3	8	75
1975	14	28	25	53	1	6	60
TOTALS	84	230	150	380	7	35	425

Touchdowns — Punt Return 77 yds 11-22-70 vs. Baltimore.
Playoffs — Interceptions 4-76 (long 55), Fumble Recovery 2.



LARRY SEIPLE

Punter-Running Back

20

6-0, 214
10th Year
Born Feb. 14, 1945

Kentucky
(D7, 1967)

His versatility was re-emphasized last season when the Dolphin punter was used as a third-down receiver coming out of backfield, and with 10 catches for 84 yards, he produced six first downs . . . his 38.6-yard punting average included a 43-yard kick that bounced out of bounds at four-yard line in overtime against Baltimore . . . In fact, he led AFC punters in kicks which terminated inside an opponent's 20-yard line — a credit also to Dolphin punt coverage . . . he was involved in controversial call at Houston when he grabbed third-down pass at goal line and was stopped although one official signalled a touchdown . . . he revived memories of 1969 when he played tight end and led Dolphins with 41 receptions for 577 yards and five TDs . . . best game was Nov. 2, 1969 against New York Jets with seven catches for 102 yards and two TDs . . . he has averaged 40.4 yards in career on 549 punts with longest punt 73 yards Nov. 14, 1971 against Pittsburgh . . . he averaged 43 yards with seven punts in Super Bowl VII . . . his most famous punt was faked into 37-yard run against Pittsburgh in 1972 AFC Championship game to set up first Dolphin TD . . . right knee injury sidelined him for three games in 1972, and he had cartilage removed from that knee in April 1976 . . . he has played in 122 games (133 including postseason) and has missed only four games in nine years . . . born and raised in Allentown, Pa., he had outstanding career at Kentucky . . . as junior he rushed for 446 yards and caught 27 passes for 635 yards when Rick Norton was quarterback . . . he gained 256 yards as senior fullback and had 28 receptions for 499 yards, giving him combined total of 1,836 yards and 14 TDs in two seasons . . . also averaged 40.5 yards as three-year punter and scored 70-yard TD on fake punt against Ole Miss as junior . . . he and wife Trudy (married 6-4-68) are avid bowlers . . . Seiple averages almost 190 and has received Pro Bowlers Association card . . . they have three children — Keri Lynn (6-10-67), Larry Todd (7-10-69) and Lori Ann (11-26-71) family recently moved to Marathon in Florida Keys.

SEIPLE'S STATISTICS

	RUSHING					RECEIVING				
	G	Att.	Yds.	Avg.	TD	LG	No.	Yds.	TD	LG
1967	14	3	58	19.3	0	34	1	21	0	21
1968	14	5	42	8.4	0	32	7	69	1	20
1969	13	1	6	6.0	0	6	41	577	5	41t
1970	14	2	21	10.5	0	24	2	14	0	7
1971	14	1	14	14.0	0	14	1	32	0	32
1975	14	1	4	4.0	0	4	10	84	0	15
TOTAL	122	13	145	11.2	0	34	62	797	6	41t

Additional — Passing: 2-2-0, 61 yds, no TD, long 42 in 1967; 1-1-0, 8 yds, no TD in 1969. Kickoff Returns: 2-5, long 3 in 1970; 1-0 in 1973. Playoffs: 37-yard run at Pittsburgh, 1972.

	PUNTING				
	No.	Yds.	Avg.	Block	Long
1967	70	2909	41.6	1	70
1968	75	3044	40.6	0	60
1969	80	3263	40.8	2	66
1970	58	2392	41.2	0	67
1971	52	2087	40.1	1	73
1972	36	1437	39.9	0	54
1973	48	2031	42.3	0	57
1974	65	2511	38.6	0	60
1975	65	2506	38.6	0	61
TOTALS	549	22180	40.4	4	73
Playoffs	45	1800	40.0	0	57



FREDDIE SOLOMON

Wide Receiver

86

5-11, 181

2nd Year

Born Jan. 11, 1953

Tampa

(D2, 1975)

An electrifying runner, Solomon earned NFL All-Rookie team honors in making transition from college quarterback to split end . . . runs 40 in 4.5 seconds, greatest asset is quickness . . . his game-breaking potential was realized against New York Jets when he dodged his way 50 yards for touchdown on punt return . . . it was second TD on punt return in Dolphin history, but the elusive firefly almost broke two more TDs on returns of 46 and 34 yards . . . he set Dolphin record by averaging 12.3 yards on 26 punt returns . . . his first NFL reception was sideline streak for 58-yard TD against Green Bay . . . he also escaped 34 yards on end-around that day . . . his 46-yard punt return against New England was instrumental in comeback victory . . . when Dolphins used three-receiver offense against Buffalo, he snagged five passes for 61 yards . . . he turned a short hook pattern into 58-yard TD against Chicago by faking defender off his feet . . . he had missed three weeks of training camp because of College All-Star game . . . as a lightning-quick quarterback at University of Tampa, he ran for 39 TDs and passed for 11 TDs . . . career totals: 3,299 yards on 557 carries, 188 of 436 passes for 2,504 yards, 17 games with more than 100 yards rushing . . . once he dashed 31, 89 and 65 yards for TDs in losing effort against Chattanooga . . . born and raised in Sumter, S.C., son of a cobbler . . . single.

SOLOMON'S STATISTICS

1975											
RUSHING					RECEIVING						
	G	Att.	Yds.	TD	LG	No.	Yds.	Avg.	TD	LG	
1975	14	4	87	0	35	22	339	15.4	2	58t	
KICK RETURNS											
PUNT RETURNS					KICKOFF RETURNS						
FC	No.	Yds.	Avg.	TD	LG	No.	Yds.	Avg.	TD	LG	
1975	3	26	320	12.3	1	50t	17	348	20.5	0	31



COTTON SPEYRER

Wide Receiver

30

6-0, 175

5th Year

Born April 29, 1949

Texas

(Waive, 1975)

A spindly but sure-handed receiver, Speyrer was decked by injuries in 1971 (broken arm) and 1972 (hamstring pull), then showed flashes of brilliance next two seasons . . . he was acquired by Dolphins in August 1975 after being cut by Washington, then caught three passes for 50 yards in preseason game at New Orleans . . . his action was confined to special teams . . . originally a second-round draftee of Redskins in 1971 but traded July 31, 1971 to Baltimore along with first-round draft pick for WR Roy Jefferson . . . he returned kickoff 101 yards for touchdown Nov. 25, 1973 against Buffalo and ranked third in NFL in kickoff returns with 29.2-yard average . . . he caught first TD pass by QB Bert Jones . . . he also threw 54-yard TD pass to Glenn Doughty against New York Jets Dec. 2, 1973 . . . in 2½

seasons with Colts he caught 34 passes for 545 yards and five TDs . . . he was traded Jan. 28, 1975 to Redskins . . . twice All-America at University of Texas with 65 career receptions including TDs of 78 and 79 yards against Tennessee in 1969 Cotton Bowl . . . his diving catch of fourth-down pass at 2-yard line set up winning TD as Longhorns defeated Notre Dame, 21-17, in 1970 Cotton Bowl . . . missed seven games as senior with broken arm . . . born and raised in Port Arthur, Tex., now lives in Austin and works in real estate . . . single.

SPEYRER'S RECEIVING

	G	No.	Yds.	Avg.	TD	Long
1972	5	8	114	14.3	0	21
1973	14	17	311	18.3	4	47
1974	13	9	110	12.2	1	27
1975	10			(NONE)		
TOTAL	42	34	535	15.7	5	47

Additional — Passing: 1-1-0, 54 yds, TD in 1973.

KICK RETURNS

PUNT RETURNS						KICKOFF RETURNS					
	FC	No.	Yds.	Avg.	TD	LG	No.	Yds.	Avg.	TD	LG
1973				(NONE)			17	496	29.2	1	101t
1974	2	8	54	6.8	0	18	22	539	24.5	0	44
TOTAL	2	8	54	6.8	0	18	39	1035	26.5	1	101t



BILL STANFILL

Defensive End

84

6-5, 252

8th Year

Born Jan. 13, 1947

Georgia

(D1, 1969)

His quiet nature belies an on-field ferocity that led to Dolphin-record 18½ quarterback sacks in 1973 . . . tough and alert, he gained All-NFL honors in 1972 and 1973 and has earned Pro Bowl selection four times . . . neck injury (bruised spine) hospitalized him twice during 1975 season and limited his playing time although he missed only Green Bay game . . . suffered injury in Aug. 9 preseason game . . . unstoppable in 1973 when Dolphins allowed only 150 points . . . won game ball against Namath-less New York Jets in 1973 with five QB sacks . . . played in 1974 despite gall bladder ailment when weight dropped to 240, and in one of finest games, he had five sacks for minus 42 yards and blocked field goal Nov. 17, 1974 against Buffalo . . . "Sacks are not made by one man," Stanfill says. "The guy who gets the sack . . . well, usually the quarterback is chased into his hands" . . . also had broken thumb in 1974 . . . only Dolphin defensive lineman ever to score TD, and he did it twice with interceptions in 1969 . . . he won Outland Trophy as nation's outstanding lineman in 1968 at Georgia and was 11th player selected in NFL draft as first-round draftee of Dolphins . . . Bulldogs compiled records of 9-1, 7-3 and 8-0-2 and appeared in three bowls with Stanfill . . . born (12 pounds 8 ounces) and raised in Cairo, Ga. . . his father Noah noted about strong farmboy, "You should see him changing tractor wheels. Takes a man to do that" . . . starred at Cairo High with record 39 points in basketball game and discus throw of 180-6 . . . father of two boys . . . lives in Miami.

STANFILL'S STATISTICS

	G	Tack	Asst	Total	Opp Fum	QB Sack
1969	13	59	14	73	—	8
1970	14	51	16	67	—	6
1971	14	42	22	64	3	6½
1972	14	41	28	69	2	10
1973	14	55	35	90	1	18½
1974	14	47	24	71	1	10
1975	13	33	23	56	—	6½
TOTALS	92	328	162	490	7	65½

Touchdowns — Interceptions 15 yds 11-9-69 at Boston, 17 yds 11-23-69 vs. Houston.
Playoffs — Fumble Recovery 1970; 4½ QB Sacks.



DON STROCK

Quarterback

10

6-5, 203

3rd Year

Born Nov. 27, 1950

Virginia Tech
(D5, 1973)

He was thrust into lineup in 12th game of 1975 season when quarterbacks Bob Griese and Earl Morrall were sidelined by injuries in consecutive games, and poised Strock completed 11 straight passes including two touchdowns in 31-21 triumph over Buffalo . . . he also swept four yards for first TD before connecting with Howard Twilley on scoring passes . . . "He drilled it good — in the split-second that I was open," Twilley said . . . Strock's 13-yard naked reverse set up field goal for 24-7 lead . . . "I'm looking forward to playing more," he says, "but Griese's the premier quarterback in the game. I'm not ashamed to play behind him" . . . with his 12-of-15 sharpshooting against Buffalo, he then finished with 26 of 45 passes for 230 yards . . . he ran quarterback draw for 18 yards against Baltimore . . . spent 1973 season on taxi squad, watching games from pressbox booth with assistant coaches, and he charted plays on sideline in 1974, appearing in one game . . . threw first NFL pass in 5th game of 1975 season and didn't throw another one until 11th game when Morrall was hurt . . . tall and slender, he runs 40 in five seconds . . . born and raised in Pottstown, Pa., and he led nation in passing and total offense at Virginia Tech in 1972 . . . completed 228 of 427 passes for 3,243 yards and 16 TDs, 27 interceptions . . . Gobblers were 6-4-1 . . . he completed 34 of 53 passes for 527 yards against Houston . . . he was outstanding offensive player in Blue-Gray game, also played in Hula Bowl . . . only four QBs — Bert Jones, Gary Huff, Gary Keithley and Ron Jaworski — were taken ahead of him in 1973 draft . . . single . . . lives in Miami Springs . . . B.A. in distributive education.

STROCK'S PASSING

	G	Att.	Comp.	Pct.	Yds.	Int.	Tkld	TD	LG
1974	1	0	0	0.0	0	0	0/0	0	
1975	6	45	26	57.8	230	2	3/29	2	25
Total	6	45	26	57.8	230	2	3/29	2	25

Additional — Rushing: 1-(-7) in 1974; 6-38, one TD, long 18 in 1975.



ANDRE TILLMAN

Tight End

87

6-5, 230

2nd Year

Born Nov. 1, 1952

Texas Tech
(D2, 1974)

He proved himself a strong, capable blocker in rookie season by moving into starting lineup . . . a workman in the running-game

machinery, he caught only five passes for 60 yards and yielded to Jim Mandich on most passing downs . . . handicapped by right knee that required surgery in March 1974 and kept him on injured reserve that season . . . skilled hands, needs to improve in breaking off pass routes . . . second-round draftee from Texas Tech, he led Red Raiders in 1973 with 26 receptions for 428 yards and five TDs on way to Gator Bowl victory over Tennessee for 10-1 record . . . he injured knee while lifting weights in July 1973 but played and earned All-America by Associated Press . . . finally had operation after reporting to Dolphin rookie indoctrination . . . born and raised in Dallas, attended Hamilton Park High . . . single . . . lives in Miami.

STEVE TOWLE

Middle Linebacker

56

6-2, 233

2nd Year

Born Oct. 23, 1953

Kansas
(D6, 1975)



A punishing tackler, he had exceptional rookie season by breaking Dolphin record with 164 tackles (90 unassisted) and gaining NFL All-Rookie team . . . participated in 40 tackles (24 unassisted) in final two games including 22 in overtime game against Baltimore . . . "He's got something that you can't coach — an explosion when he tackles and goes for the ball," linebackers coach Don Doll says. "He has that acceleration to drive quickly to the ball" . . . has size and intelligence for demanding task of middle linebacker . . . he emerged as fourth linebacker in 53 Defense, then replaced injured Mike Kolen in middle for final four games . . . he intercepted a deflected pass and returned 16 yards against New York Jets . . . "You couldn't ask any more out of a rookie than what Towle gave us," Coach Don Shula said . . . sixth-round draftee, he earned All-Big Eight honors at Kansas in 1974 and set Jayhawk record with 155 tackles (71 unassisted) and had two interceptions . . . had 25 tackles against Colorado same day the opponent's mascot — a full-grown buffalo — chased Towle length of field in pregame mishap . . . articulate with B.S. in radio-TV sequence of journalism . . . born in Kansas City, Kan., raised in Prairie Village, he was tight end at Shawnee Mission West High . . . single . . . he represented Dolphins at Multiple Sclerosis "Dinner of Champions" in Columbia, Mo.



HOWARD TWILLEY

Wide Receiver

81

5-10, 185

11th Year

Born Dec. 25, 1943

Tulsa
(D12, 1966)

Now the last of original Dolphins, he has frustrated defensive backs with crafty moves instead of speed . . . exuberant little warrior has caught 198 passes for 2,850 yards and 22 touchdowns . . . a steady contributor with 24 receptions in each of last two seasons . . . in 1975 he snagged four TD passes and caught seven passes inside 10-yard line to set up scores . . . "I feel I can be a receiver for the whole 100 yards, not just the last 20," he says. "But the premium inside the 20 is on quickness and timing rather than speed, and those are my strong suits" . . . most famous TD was 28-yard score against Washington in Super Bowl VII when he made brilliant fake and angled to sideline . . .

last season he destroyed Buffalo with TDs of eight yards and one yard, a 17-yard catch to set up TD and a block that freed Don Nottingham for 56-yard ramble that set up final TD . . . his finest playoff performance was five catches for 58 yards against Kansas City in 1971 double-overtime classic . . . outlasted challengers for his job every summer, and he has overcome string of injuries that include fractured cheekbone as rookie, fractured left elbow in 1969, broken toe and sprained back in 1973 . . . he won game ball Oct. 8, 1972 with four catches for 62 yards and TD against New York Jets . . . most dramatic catch broke team's eight-game losing streak in 1967 against Buffalo when he seized fourth-and-18 pass from rookie Bob Griese for 31-yard TD with 1:01 to play . . . only 100-yard game was 7-124 against San Diego Nov. 3, 1968 . . . as 12th-round draftee from University of Tulsa, he tore ligaments in left knee during alumni game and had surgery before reporting to Dolphins . . . All-America at Tulsa and nation's leading scorer in 1965 with 16 TDs . . . runnerup to Southern Cal's Mike Garrett in Heisman Trophy voting . . . as senior he caught 134 passes for 1,779 yards, and career totals of 261 receptions for 3,343 yards are NCAA records . . . had five 200-yard games as senior . . . Jerry Rhome and Bill Anderson were his QBs . . . played cornerback until middle of sophomore year . . . born in Houston on Christmas Day 1943 and attended Galena Park High . . . Tulsa honors student in electrical engineering, he received master's degree in business administration in 1971 from University of Miami . . . active in Big Brothers organization . . . he and wife Julie (married 12-28-68) live in Tulsa with two sons Michael (7-10-72) and Blaine (5-12-75).

TWILLEY'S RECEIVING

	G	No.	Yds.	Avg.	TD	Long
1966	6	10	128	12.8	0	20
1967	14	24	314	13.1	2	38
1968	14	39	604	15.5	1	40
1969	4	10	158	15.8	1	33
1970	14	22	281	12.8	5	23t
1971	14	23	349	15.2	4	41
1972	13	20	364	18.2	3	44
1973	6	2	30	15.0	0	19
1974	13	24	256	10.7	2	21
1975	14	24	366	15.3	4	32
TOTAL	112	198	2850	14.4	22	44
Playoffs	11	13	186	14.3	1	28t

Additional — Punt Returns: 1-0, 3 FC in 1969. Recovered 1 fumble in 1972.

JERIS WHITE

Cornerback

41

5-11, 180

3rd Year

Born Sept. 3, 1952

Hawaii

(D2, 1974)

Speedy, hard-hitting cornerback will challenge for starting position on left side . . . he started last five games of 1975 with impressive results — 46 tackles (35 unassisted) in that stretch . . . he intercepted pass at New York Jets but diving grab was ruled out of bounds . . . "I've never seen someone's hands improve so much in one year," Coach Don Shula said after diligent work by White after practices . . . quick reactions and 4.5-second speed in 40 . . . All-America by Time Magazine and Sporting News at University of Hawaii with nine career interceptions, six as sophomore . . . top-rated defensive back in nation by BLESTO scouting combine and second-round draftee of

Dolphins . . . defensive co-captain of 9-2 Rainbows . . . born in Fort Worth, Tex., son of career Air Force officer, graduated from Radford High in Honolulu after setting state record in long jump . . . B.B.A. in business administration, working toward being investment counselor . . . single . . . he reads Chinese philosophers and dabbles in Tai Chi, a martial art . . . lives in Honolulu.

WHITE'S STATISTICS

	G	Tack	Asst	Total	Opp Fum	Int	Yds.
1974	14	12	13	25	—	—	—
1975	14	49	18	67	—	—	—
TOTALS	28	61	31	92	—	—	—

STAN WINFREY

Running Back

33

5-11, 223

2nd Year

Arkansas St.

(D2, 1975)

With his power and breakaway speed, he is ready to make big step as second-year pro . . . rookie season was spoiled by pulled hamstring but he displayed explosive potential in preseason . . . first carry he dashed 39 yards for TD against Detroit in preseason . . . missed three weeks of training camp while at College All-Star camp . . . excellent blocker . . . only three carries for 10 yards as rookie . . . hard worker on special teams . . . second-round draftee had rushing totals of 869, 167 and 574 in three seasons at Arkansas State, teammates gave him nickname "Mule" . . . he scored 11 TDs as senior . . . majored in sociology . . . born and raised in Forrest City, Ark., where he and wife Nancy live with daughter LaShunda (9-27-72) and son Stanley Jr. (4-18-75).

GARO YEPREMIAN

Placekicker

1

5-8, 175

10th Year

Born June 2, 1944

No College

(FA, 1970)

Witty and entertaining little elf, Garo has become one of NFL's finest placekickers . . . he topped all kickers in accuracy in 1975 (81.3 per cent) with 13 field goals in 16 attempts including string of nine FGs . . . conditioning, hard work in offseason helped him improve over 8-of-15 performance in 1974 . . . now kicking on Prescription Athletic Turf in Orange Bowl after six seasons on Poly-Turf . . . left-footed Armenian earned All-Pro honors in 1971 and 1973 and won Golden Toe Award by Pro Football Weekly in 1971 . . . he has succeeded on 73.3 per cent (33 of 45) of Dolphin field-goal attempts between 30 and 39-yard line and an outstanding 83.6 per cent (87 of 104) with Dolphins inside the 39 . . . originally signed with Detroit as free agent in 1966 and set NFL record with six field goals Nov. 13, 1966 against Minnesota . . . he attempted eight FGs that day . . . in 1973 Pro Bowl he booted five FGs including winning 42-yarder in final seconds . . . in playoffs he has string of seven FGs intact (50, 46, 42, 26, 28, 33 and 46) . . . his string of 110 conversion kicks was broken last season . . . best Dolphin effort was five FGs Sept. 26, 1971 on

grass at Buffalo . . . most famous kick was 37-yard winner in second overtime of 1971 AFC playoff at Kansas City . . . kicked 54-yarder Oct. 22, 1972 on Poly-Turf against Buffalo . . . his aborted pass (fumble) that gave Washington its only TD in Super Bowl VII was commemorated in song, "Garo's Lament" . . . signed as free agent in 1970 and won job from Karl Kremser . . . had been manufacturing neckties in basement of Michigan home after two-year absence from NFL . . . attended American missionary school in Cyprus before emigrating to Frankton, Ind. . . he wore National Guard uniform when he became naturalized citizen July 4, 1973 at Orange Bowl with 970 others . . . business enterprises include neckties, Garo's Superburger restaurant and now a Mediterranean dessert, baklava . . . he and wife Maritza (married 6-12-71) and son Garo Jr. (7-28-74) live in Miami.

YEPREMIAN'S STATISTICS

	PAT	FG	Long	Pts.
1966 Detroit	11-11	13-22	44	50
1967 Detroit	22-23	2-6	33	28
1970 Miami	31-31	22-29	47	97
1971 Miami	33-33	28-40	48	117
1972 Miami	43-45	24-37	54	115
1973 Miami	38-38	25-37	53	113
1974 Miami	43-43	8-15	43	67
1975 Miami	40-46	13-16	40	79
DETROIT TOTAL	33-34	15-28	44	78
MIAMI TOTAL	228-236	120-174	54	588
CAREER TOTAL	261-270	135-202	54	666
Playoffs	26-27	12-19	50	47

Additional — Recovered 1 fumble in 1970.

DOLPHIN FIELD GOALS

	1-19	20-29	30-39	40-49	50-Over
1970	4-4	2-3	5-6	11-15	0-1
1971	7-7	8-8	6-11	7-12	0-2
1972	7-7	3-3	7-8	4-11	3-8
1973	5-5	8-10	6-9	5-9	1-4
1974	0-1	4-5	3-4	1-3	0-2
1975	1-1	5-5	6-7	1-2	0-1
TOTAL	24-25	30-34	33-45	29-52	4-18
Playoffs	1-1	2-4	3-3	5-8	1-3

1976 DRAFTEES

1A Larry Gordon LB 6-4 230 Arizona State

First linebacker selected in 1976 NFL draft after receiving All-American recognition on Time Magazine squad picked by pro scouts . . . great agility and quickness, aggressive and durable . . . All-Western Athletic Conference in 1975 after leading unbeaten, second-ranked Sun Devils with 132 tackles (82 unassisted) . . . returned interception 32 yards for TD against Pacific . . . voted outstanding defensive player in Fiesta Bowl with interception in 17-14 upset of Nebraska . . . had 121 tackles (71 unassisted) including 10 for losses as junior . . . "He has great discipline under Frank Kush's system," says Bobby Beathard, Dolphins Director of Player Personnel . . . senior teammate of cornerback Mike Haynes (New England, first round) . . . played in East-West Shrine and Senior Bowl . . . tight end as Arizona State freshman . . . also basketball and baseball letterman at Phoenix Union High . . . younger brother of guard Ira Gordon, San Diego Chargers (1970-75) and Tampa Bay . . . born July 8, 1954 in Monroe, La., youngest of eight children.

1B Kim Bokamper LB 6-6 240 San Jose St.

Second linebacker selected in 1976 NFL draft . . . voted outstanding defensive player in East-West Shrine Game . . . very smart, good speed for linebacking after playing strongside defensive end in San Jose's 5-2 alignment . . . had 72 tackles (49 unassisted) including 11 for losses in 1975 as Spartans ranked sixth in nation in rushing defense and posted school's best record (9-2) since 1946 . . . Pacific Coast Athletic Association champions attracted near-capacity 85,365 record total for five home games at antiquated Spartan Stadium . . . "He's one of those young men totally committed to being as good as he can be," says San Jose defensive line coach Bob Padilla . . . had 42 tackles (24 unassisted) as junior . . . also played in Blue-Gray and Senior Bowl . . . attended Concordia College in Moorhead, Minn., as freshman, then transferred to San Jose City College and finally San Jose State . . . raised in small town of Milpitas, Calif., and played tight end in high school . . . born Sept. 25, 1954 in San Diego, youngest of four children.

2 Loaird McCreary TE 6-5 227 Tennessee St.

Selected for Black All-American squad by Pittsburgh Courier after catching 27 passes for 400 yards, four TDs in 1975 . . . smooth, long stride and fine hands so that he could be wide receiver . . . name pronounced (lo-AIRED) . . . offensive captain for 1975 Tigers (5-4) . . . "He's tough as an inside receiver and he has vision to see long," says Coach John Merritt. "He's very coachable and he has a great athletic body." . . . senior teammate of wide receiver Larry Dorsey (San Diego, third round) . . . caught 25 passes for 285 yards, one TD as junior and



GORDON



BOKAMPER



McCREARY

four passes for 72 yards, one TD as sophomore . . . career total of 56 receptions for 857 yards, six TDs . . . leading basketball scorer at Walter M. George High in Atlanta . . . born March 15, 1953 in Crawfordville, Ga.

3 Duriel Harris WR 5-11 175 New Mexico St.

All-Missouri Valley Conference receiver in 1975 with 35 catches for 607 yards, five TDs . . . his junior-senior total of 64 receptions for 1,308 yards, 12 TDs was accomplished on Wishbone-running team . . . excellent quickness and acceleration, fastest 40-yard dash (4.5 seconds) in Dolphin rookie camp . . . bench press 270 pounds . . . career total of 90 receptions for 1,562 yards, 17.3-yard average, 13 TDs . . . tailback as sophomore, gained 250 yards on 36 carries . . . "He's got great speed and he knows how to use it," says Coach Jim Bradley. "He catches well in a crowd." . . . ranked fifth in nation in 1975 with 25.3-yard average on 24 kickoff returns, including 104-yard TD against Tulsa . . . caught seven passes for 201 yards, two TDs against Lamar University . . . father Duriel Sr. was quarterback at Wiley College in Marshall, Tex., and now coaches at Charlton-Pollard High in Beaumont, Tex. . . . Oklahoma's All-American running back Joe Washington (San Diego, first round) was prep teammate at Austin High in Port Arthur, Tex. . . . born Nov. 27, 1954 in Port Arthur, oldest of three children.

4 Melvin Mitchell G-T 6-2½ 260 Tennessee St.

Selected for Black All-American squad by Pittsburgh Courier . . . a tireless, hard worker . . . "A great pass protector," says Bobby Beathard . . . also snaps well for punts and could be center . . . bench press 360 pounds, natural strength . . . played tackle for Tigers, and coaches rated him with former Tennessee State linemen Vernon Holland (Cincinnati, first round, 1971), Robert Woods (NY Jets, second round, 1974) and Gregory Kindle (St. Louis, second round, 1974) . . . attended Lincoln High in Dallas . . . born Feb. 21, 1953 in Dallas, fourth of seven children.

6 Gary Davis RB 5-10 202 Cal Poly (SLO)

Small-College All American and ranked fourth among Division II rushers with 1,244 yards on 264 carries, 4.7 yards per carry . . . elusive and durable . . . scored 16 TDs including three against Cal State-Northridge in gaining 203 yards on 37 carries . . . "He has everything — great balance, good running instincts," says Bobby Beathard. "We had him rated with Archie Griffin, honest." . . . had seven 100-yard games and four 3-TD games during 6-4 season at San Luis Obispo . . . longest TD was 61 yards against Idaho State . . . caught 10 passes for 95 yards including 55-yard TD against Nevada-Reno . . . also led California Collegiate Athletic Association in rushing as junior, 880 yards on 167 carries, 10 TDs . . . career total of 2,368 yards on 500 carries, breaking school record of Alex Bravo (1951-53) . . . 4.65



HARRIS



MITCHELL



DAVIS



INGERSOLL



OWENS



SIMPSON

seconds for 40-yard dash, bench press 280 pounds . . . attended Garey High in Pomona, Calif. . . . born Sept. 7, 1954 in Los Angeles.

7A Joe Ingersoll C 6-3 265 Nevada-Las Vegas

Kodak All-American for Division II teams . . . middle guard and defensive tackle for Rebels . . . had 95 tackles (40 unassisted) and five QB sacks . . . also snapped for punts . . . strong and eager . . . bench press 420 pounds . . . three-year starter for Rebels with records of 8-3, 12-1 and 7-4 . . . freshman at University of Utah . . . Prep All-American at Skyline High in Salt Lake City for two-time state champions . . . 58-10½ in shot put . . . son of dentist . . . born May 17, 1953 in Elko, Nev., third of five children.

7B Johnny Owens DE 6-5 254 Tennessee St.

Great speed and quickness, 4.75 seconds in 40-yard dash . . . played middle linebacker for Tigers, one interception and a 28-yard punt return . . . third player from Tennessee State taken by Dolphins in 1976 draft and "just a tremendous athlete," says Bobby Beathard . . . shot putter at Haywood High in Brownsville, Tenn. . . . born Nov. 9, 1953 at Brownsville.

8 Bob Simpson OT 6-5 235 Colorado

One of 10 Buffaloes drafted by NFL in 1976 . . . defensive tackle, two-year starter and one of four captains in 1975 for 9-2 Colorado team . . . had 98 tackles (40 unassisted) . . . added 20 pounds after junior season . . . displays quickness and intelligence to switch to offensive line . . . 4.8 seconds in 40-yard dash . . . art major at Colorado . . . shot putter at Arapahoe High in Littleton, Colo. . . . born March 29, 1954 in Bloomington, Ill., youngest of two sons.

9 Norris Thomas CB 5-11 170 Southern Miss

All-South Independent team, played in Senior Bowl . . . smooth and quick moves, good open-field tackler . . . three-year starter with six interceptions, 166 tackles (101 unassisted) . . . consistent performer with season totals of 55, 54, and 57 tackles . . . also lettered as freshman . . . 4.6 seconds in 40-



THOMAS



FENCIK



TESTERMAN



PRIDE



YOUNG



HEAD

yard dash . . . nephew of cornerback Jim Marsalis, Kansas City Chiefs . . . attended Pascagoula (Miss.) High . . . born May 3, 1954 in Inverness, Miss., fifth of nine children.

10A Gary Fencik S 6-1 190 Yale

All-time leading receiver at Yale with 86 receptions for 1,435 yards, seven TDs . . . AP Honorable Mention All-American, All-Ivy League after snaring 42 passes for 729 yards, three TDs last season . . . good blocker, 4.7 seconds for 40-yard dash . . . tough, wiry competitor to bid for job at strong safety . . . longest TD was 97 yards against Princeton in 1975 . . . also 85-yard TD on kickoff return . . . caught 11 passes for 187 yards against Harvard in 1974 . . . nine-yard TD catch in East-West Shrine game . . . history major, spent spring 1975 studying in London . . . captain of football and basketball teams at Barrington (Ill.) High . . . born June 11, 1954 in Chicago.

10B Don Testerman RB 6-1½ 230 Clemson

Strong, tough runner with breakaway speed . . . played sparingly as senior (177 yards on 40 carries) because of bone chip in left foot . . . nicknamed Hi-Test in 1974 after gaining 146 yards on 11 carries in 29-28 loss to Tennessee . . . 68-yard TD gallop that day . . . gained 368 yards on 64 carries, 5.7-yard average, three TDs as junior . . . 4.75 seconds in 40-yard dash . . . wore glasses at running back . . . freshman at Virginia Tech, transferred to Lenoir Rhyne, then Ferrum (Va.) Junior College as sophomore . . . Prep All-American at Halifax (Va.) County High . . . born Nov. 7, 1952 in Danville, Va.

11 Dexter Pride RB 6-4 225 Minnesota

Second-leading rusher for Gophers at tailback in both junior and senior years with total 1,037 yards . . . 115-472 as junior, four TDs; 137-565 as senior, two TDs . . . played in Blue-Gray game . . . bench press 340 pounds . . . led nation in scoring with 26 TDs in 1973 at Lakewood State Junior College in White Bear Lake, Minn. . . all-state basketball player, 9.8 sprinter at Pinecrest High in Southern Pines, N.C. . . born May 7, 1954 in Southern Pines, youngest of four children.

12A Randy Young OT 6-5 250 Iowa State

Only Miami-raised athlete among 1976 draftees . . . former Carol City High defensive end under Coach Vernon Wilder and starting forward for 1972 state basketball champions under Coach Jack Brady . . . nagging injuries as three-year starter in Cyclones' offensive line . . . good quickness and balance . . . bench press 300 pounds . . . B.A. in advertising design . . . born on Independence Day 1954, second of three sons.

12B Darryl Brandford DT 6-5 283 Northwestern

Started two games as senior because hindered by back problems . . . red-shirted in 1972 with broken left thumb . . . played 134 minutes as senior, 29 tackles (16 unassisted) . . . has



GISSLER



HOLMES



GREEN

ability, needs to be 265 pounds . . . played for 1969 state runnerup Roosevelt High in East Chicago, Ind. . . born Feb. 16, 1953 in East Chicago, second of three sons . . . married (8-17-75) wife Dianne.

13 Bernie Head C 6-4 225 Tulsa

Tough, aggressive Kentuckian . . . two-year starter at Tulsa after transferring from Tennessee Tech . . . missed one season with broken leg . . . good pass protector, lacks speed but good quickness . . . needs to be 250 pounds . . . voted outstanding wrestler in Kentucky tournament as heavyweight champion in 1971 at North Hardin High in Radcliff . . . born Dec. 18, 1951 in Louisville, third of five children . . . married (2-4-72) wife Hyla Jane.

14 Bob Gissler LB 6-4½ 215 South Dakota St.

Academic All-American in Division II in both junior and senior years with B.S. in mechanical engineering . . . one of four captains and defensive end in Jackrabbits' 5-2 alignment . . . "A reckless, tough player — we took him strictly on athletic ability," says Bobby Beathard . . . prep and college teammate of guard Lynn Boden, Detroit Lions (first round, 1975) . . . had 90 tackles (43 unassisted) as senior, 108 tackles (63 unassisted) as junior and 95 tackles (51 unassisted) as sophomore when he returned interception 40 yards for TD against Morningside . . . three interceptions at SDSU . . . a hitter but needs more weight . . . also basketball captain at Osceola (Neb.) High . . . born Feb. 16, 1953 in Osceola, second of three children.

15 Ron Holmes RB 6-1 205 Utah State

Too small for pro linebacker but fine running ability earned tryout as running back . . . 4.5 seconds for 40-yard dash in college, bench press 280 pounds . . . backup at defensive end for Aggies and outstanding player against Florida State in 1975 for TD-saving tackle and blocked field goal on special teams . . . transferred from Laney (Calif.) Junior College . . . member of Utah State mile relay squad 1975 . . . ran low hurdles at Fremont High in Oakland . . . born June 18, 1953 in Oakland, sixth of seven children . . . nephew of running back MacArthur Lane, Kansas City Chiefs . . . married (11-27-75) wife Annette.

16 Mike Green P-WR 6-4 195 Ohio University

All-Mid-American Conference punter twice and All-MAC wide receiver in 1975 . . . right-footed . . . averaged 41.8 yards on 59 punts in 1975 including nine for 51.2-yard average against Bowling Green . . . longest of 75 was school record, also had a 72 . . . averaged 41 yards as sophomore and 36.2 as junior . . . AP Honorable Mention All-American . . . very intelligent, also team MVP in 1973 and 1975 . . . caught 50 passes for 642 yards, three TDs as senior . . . career total of 88 receptions for 1,288 yards, eight TDs . . . lacks speed for pro receiver . . . played in East-West Shrine game . . . brother of punter Dave Green, Cincinnati Bengals . . . all-state honorable mention in basketball at Athens (Ohio) High and baseball letterman . . . born Aug. 15, 1954 in Cedar Falls, Iowa, second of three sons.

MIAMI DOLPHINS 1976 VETERAN ROSTER

Numerical Roster																			
No.	Name	Pos.	Ht.	Wt.	NFL Exp.	Birth	College	Residence	Games in '75	No.	Name	Pos.	Ht.	Wt.	NFL Exp.	Birth	College	Residence	Games in '75
1	Yepremian, Garo K									63	x-Anderson, Dick	SS	6-2	196	8	2/10/46	Colorado	Miami, Fla.	IR
10	Strock, Don QB									70	Andrews, John	DT	6-6	251	3	11/7/51	Morgan State	Miami, Fla.	14
11	Del Gaizo, Jim QB									49	Babb, Charlie	SS	6-0	190	5	2/4/50	Memphis St.	Plantation, Fla.	14
12	Griese, Bob QB									31	Bulaich, Norm	RB	6-1	218	7	12/25/46	Texas Christian	Bedford, Tex.	14
13	Scott, Jake FS									85	x-Buoniconti, Nick	MLB	5-11	220	14	12/15/40	Notre Dame	Miami, Fla.	IR
15	Morrall, Earl QB									71	Carlton, Darryl	T	6-6	260	2	6/24/53	Tampa	Ft. Meade, Fla.	14
20	Seiple, Larry P-RB									74	Crowder, Randy	DT	6-2	236	3	7/30/52	Penn State	Farrell, Pa.	13
22	Morris, Mercury RB									11	Del Gaizo, Jim	QB	6-1	190	5	5/31/47	Tampa	Pembroke Pines, Fla.	0
25	Foley, Tim CB									83	Den Herder, Vern	DE	6-6	252	6	11/28/48	Central Iowa	Miramar, Fla.	14
28	Ginn, Hubert RB									78	Drougas, Tom	T	6-4	255	5	12/25/49	Oregon	Sun Valley, Idaho	14
30	Speyner, Cotton WR									75	Fernandez, Manny	DT	6-2	250	9	7/3/46	Utah	Miramar, Fla.	10
31	Bulaich, Norm RB									25	Foley, Tim	CB	6-0	194	7	1/22/48	Purdue	Miami Lakes, Fla.	14
32	Malone, Benny RB									28	Ginn, Hubert	RB	5-9	185	7	1/4/47	Florida A&M	Savannah, Ga.	11
33	Winfrey, Stan RB									12	Griese, Bob	QB	6-1	190	10	2/3/45	Purdue	Coral Gables, Fla.	10
36	Nottingham, Don RB									72	x-Heinz, Bob	DT-DE	6-6	265	7	7/25/47	Pacific	Menlo Park, Calif.	IR
40	Anderson, Dick SS									44	Hilli, Barry	FS	6-3	185	2	1/26/53	Iowa State	Hialeah, Fla.	14
41	White, Jeris CB									45	Johnson, Curtis	CB	6-1	196	7	6/22/48	Toledo	Miami, Fla.	14
44	Hilli, Barry FS									57	Kolen, Mike	LB	6-2	222	7	1/31/48	Auburn	Montgomery, Ala.	9
45	Johnson, Curtis CB									67	Kuechenberg, Bob	G	6-2	252	7	10/14/47	Notre Dame	Hollywood, Calif.	14
49	Babb, Charlie SS									62	Langer, Jim	C	6-2	253	7	5/16/48	South Dakota St.	Royalton, Minn.	14
53	Matheson, Bob LB									66	Little, Larry	G	6-1	265	10	11/2/45	Bethune-Cookman	Miami, Fla.	14
55	Rhone, Earnest LB									32	Malone, Benny	RB	5-10	193	3	2/3/52	Arizona State	Tempe, Ariz.	10
56	Towle, Steve MLB									88	Mandich, Jim	TE	6-2	224	7	7/30/48	Michigan	Miami Springs, Fla.	14
57	Kolen, Mike LB									53	Matheson, Bob	LB	6-4	235	10	11/25/44	Duke	Hollywood, Fla.	14
62	Langer, Jim C									80	McFarland, Jim	TE	6-5	225	7	10/4/47	Nebraska	Lincoln, Neb.	6
64	Newman, Ed G									89	Moore, Nat	WR	5-9	180	3	9/19/51	Florida	Miami, Fla.	14
66	Little, Larry G									79	Moore, Wayne	T	6-7	265	7	8/17/45	Lamar University	Miami, Fla.	13
67	Kuechenberg, Bob G									15	Morrall, Earl	QB	6-2	210	21	5/17/34	Michigan State	Hollywood, Fla.	14
70	Andrews, John DE									22	Morris, Mercury	RB	5-10	192	8	1/5/47	West Texas St.	South Miami, Fla.	14
71	Carlton, Darryl T									64	Newman, Ed	G	6-2	245	4	6/4/51	Duke	Miami, Fla.	14
72	Heinz, Bob DT-DE									36	Nottingham, Don	RB	5-10	210	6	6/28/49	Kent State	Cooper City, Fla.	14
74	Crowder, Randy DT									82	Owens, Morris	WR	6-0	190	2	2/14/53	Arizona State	Mesa, Arizona	2
75	Fernandez, Manny DT									76	Reese, Don	DE-DT	6-6	255	3	9/4/51	Jackson State	Mobile, Ala.	14
76	Reese, Don DT-DE									55	Rhone, Earnest	LB	6-2	212	2	8/20/53	Henderson State	Ogden, Ark.	14
78	Drougas, Tom T									13	Scott, Jake	FS	6-0	188	7	7/20/45	Georgia	Gypsum, Colo.	14
79	Moore, Wayne T									20	Seiple, Larry	P-RB	6-0	214	10	2/14/45	Kentucky	Miami, Fla.	14
80	McFarland, Jim TE									86	Solomon, Freddie	WR	5-11	181	2	1/11/53	Tampa	Sumter, S.C.	14
81	Twilley, Howard WR									30	Speyner, Cotton	WR	6-0	175	5	4/29/49	Texas	Port Arthur, Tex.	4
82	Owens, Morris WR									84	Stanfill, Bill	DE	6-5	252	8	1/13/47	Georgia	Miami, Fla.	13
83	Den Herder, Vern DE									10	Strock, Don	QB	6-5	203	3	11/27/50	Virginia Tech	Miami, Fla.	6
84	Stanfill, Bill DE									87	Tillman, Andre	TE	6-5	230	2	11/1/52	Texas Tech	Miami, Fla.	14
85	Buoniconti, Nick MLB									56	Towle, Steve	MLB	6-2	233	2	10/23/53	Kansas	Prairie Village, Kan.	14
86	Solomon, Freddie WR									81	Twilley, Howard	WR	5-10	185	11	12/25/43	Tulsa	Tulsa, Okla.	14
87	Tillman, Andre TE									41	White, Jeris	CB	5-11	180	3	9/3/52	Hawaii	Honolulu, Hawaii	14
88	Mandich, Jim TE									33	Winfrey, Stan	RB	5-11	223	2	2/20/53	Arkansas State	Forrest City, Ark.	11
89	Moore, Nat WR									1	Yepremian, Garo	K	5-8	175	10	6/2/44	None	Miami, Fla.	14

x—Anderson, Buoniconti and Heinz missed entire 1975 season due to injury.

MIAMI DOLPHINS ROOKIE and FREE AGENT ROSTER

(As of July 10, 1976)

Name	Pos.	Ht.	Wt.	Birth	College	Residence	How Acq.
Bachman, Ted	CB	6-0	190	1/19/52	New Mexico State	Ridgecrest, Ca.	FA
Ballina, Jose	K	5-11	210	1/9/53	Cal St.-Northridge	Canoga Park, Ca.	FA
Bokamper, Kim	LB	6-6	240	9/25/54	San Jose State	Milpitas, Ca.	D1b
Brandford, Darryl	DT	6-5	283	2/16/53	Northwestern	Chicago, Ill.	D12b
Coleman, Henry	CB	5-10	175	6/24/51	Bethune-Cookman	Pompano Beach, Fla.	FA
Davey, Bill	G	6-2	245	8/18/54	Illinois State	Creston, Ill.	FA
Davis, Gary	RB	5-10	202	9/7/54	Cal Poly (SLO)	Pomona, Ca.	D6
Dolli, Tom	P	6-3½	195	12/3/53	Florida	Carnegie, Pa.	FA
Farley, James	TE	6-2	210	11/11/53	Pittsburgh	Miami, Fla.	FA
Fencik, Gary	S	6-1	190	6/11/54	Yale University	Barrington, Ill.	D10a
Gissler, Bob	LB	6-4½	215	2/16/53	South Dakota St.	Stromsburg, Neb.	D14
Gordon, Larry	LB	6-4	230	7/8/53	Arizona State	Phoenix, Ariz.	D1a
Green, Mike	P-WR	6-4	195	8/15/54	Ohio University	Athens, Ohio	D16
Harris, Durliel	WR	5-11	175	11/27/54	New Mexico State	Port Arthur, Tex.	D3
Head, Bernie	C	6-4	225	12/18/51	Tulsa	Radcliff, Ky.	D13
Heath, Clayton	RB	5-11	190	2/15/51	Wake Forest	Roosevelt, N.Y.	FA*
Holmes, Ron	RB	6-1	205	6/18/53	Utah State	Oakland, Ca.	D15

Hubbard, Don	DT	6-1	265	11/29/52	New Mexico	Compton, Ca.	FA
Ingersoll, Joe	OG-T	6-3	265	5/17/53	Nevada-Las Vegas	Las Vegas, Nev.	D7a
Kukulica, Rick	DT	6-4	260	8/13/53	UCLA	San Leandro, Ca.	FA
Lally, Bob	LB	6-2	230	2/12/52	Cornell	Atlanta, Ga.	FA*
McCreary, Loaird	TE	6-5	227	3/15/53	Tennessee State	Atlanta, Ga.	D2
Mitchell, Melvin	G	6-2½	260	2/21/53	Tennessee State	Dallas, Tex.	D4
Moore, John	S	5-11	185	3/23/53	Tennessee State	Nashville, Tenn.	FA
Owens, Johnny	DE	6-5	254	11/9/53	Fisk University	Brownsville, Tenn.	D7b
Pride, Dexter	RB	6-4	225	5/7/54	Tennessee State	Southern Pines, N.C.	D11
Schneider, Craig	LB	6-1	220	6/7/51	Minnesota	Cypress, Calif.	FA
Shiveley, Terry	LB	6-2	225	5/12/53	Weber State	Odessa, Mo.	FA
Simpson, Bob	OT	6-5	235	3/29/54	New Mexico State	Littleton, Colo.	D8
Smith, Frank	LB	6-3	235	10/12/53	Colorado	San Fernando, Ca.	FA
Testerman, Don	RB	6-1½	230	11/7/52	Cal St.-Northridge	South Boston, Va.	D10b
Thomas, Norris	CB	5-11	170	5/3/54	Clemson	Pascagoula, Miss.	D9
Valbuena, Gary	QB	6-4	210	10/5/52	Southern Miss	Westminster, Ca.	FA*
Watley, Ira	OT	6-5	270	11/1/51	Tennessee	San Diego, Ca.	FA
Williams, Chandler	WR	6-0	180	3/8/52	San Diego State	Hialeah, Fla.	FA
Wolfe, Bob	G	6-4	260	7/6/51	Lincoln (Mo.) Univ.	Omaha, Neb.	FA*
Young, Randy	OT	6-5	250	7/4/54	Nebraska	Miami, Fla.	D12a

*Four players drafted by the Dolphins in 1974 signed with the World Football League. Wolfe (6a), Lally (9b), Valbuena (10) and Heath (13).

ORIGIN OF THE DOLPHINS

Year	NFL Draft	Trades	Free Agents/Waivers
1966	WR Howard Twilley (12)		
1967	QB Bob Griese (1) P-RB Larry Seiple (7)		
1968	SS Dick Anderson (3)		DT Manny Fernandez — fa
1969	DE Bill Stanfill (1) DT Bob Heinz (2) RB Mercury Morris (3)	MLB Nick Buoniconti (from Boston) RG Larry Little (from San Diego)	
1970	TE Jim Mandich (2) RCB Tim Foley (3) LCB Curtis Johnson (4) FS Jake Scott (7) *RB Hubert Ginn (9) LB Mike Kolen (12)		LG Bob Kuechenberg — fa K Garo Yepremian — fa C Jim Langer — waive (from Cleveland) LT Wayne Moore — waive (from San Francisco)
1971	DE Vern Den Herder (9)	LB Bob Matheson (from Cleveland)	
1972	SS Charlie Babb (5)		QB Earl Morrall — waive (from Baltimore)
1973	QB Don Strock (5) G Ed Newman (6)	RB Don Nottingham (from Baltimore)	
1974	DT Don Reese (1) TE Andre Tillman (2a) RB Benny Malone (2b) CB Jeris White (2c) WR Nat Moore (3) DT Randy Crowder (6)		
1975	RT Darryl Carlton (1) WR Freddie Solomon (2a) RB Stan Winfrey (2b) WR Morris Owens (5a) FS Barry Hill (5b) MLB Steve Towle (6)	RB Norm Bulaich (from Philadelphia) TE Jim McFarland (from St. Louis)	LB Earnest Rhone — fa DE John Andrews — fa WR Cotton Speyrer — fa QB Jim Del Gaizo — fa LT Tom Drougas — waive (from Kansas City)

*Traded to Baltimore in 1973; reacquired as free agent 9-25-74; traded to St. Louis in 1975; reacquired as free agent 10-8-75.

HISTORICAL HIGHLIGHTS

1965

- March 3 — Minneapolis lawyer Joseph Robbie meets AFL Commissioner Joe Foss in Washington, and Foss advises Robbie to apply for an expansion franchise in Miami.
- May 6 — Joseph Robbie meets Miami Mayor Robert King High to ascertain the availability of the Orange Bowl stadium, and the mayor agrees to invite the AFL to Miami.
- June 4 — Resolution 36723 of Miami City Commission directs the mayor to confer with the AFL.
- June 7 — AFL Executive Committee votes to expand in 1966 at a meeting in Monmouth Park, N.J.
- Aug. 16 — AFL awards its first expansion franchise to Joseph Robbie and television star Danny Thomas for \$7.5 million.
- Sept. 21 — Joe Thomas of Minnesota Vikings becomes Director of Player Personnel.
- Nov. — Mrs. Robert Swanson of West Miami gets two lifetime passes as winner of nickname contest. James Broome of Opa-locka was runnerup among more than 20,000 entries.
- Nov. 27 — Miami picks Kentucky QB Rick Norton and Illinois RB Jim Grabowski in first round of AFL's college draft. Tulsa WR Howard Twilley selected in 12th round.
- Dec. 16 — Miami Dolphins, Ltd., organizes as a Florida limited partnership. Joseph Robbie becomes Managing General Partner and Danny Thomas Sports, Inc., becomes the other general partner.

1966

- Jan. 15 — Miami picks 31 players from eight teams in AFL expansion draft. One of the draftees, OT Norm Evans of Houston, would play 10 seasons at right tackle.
- Jan. 29 — George Wilson becomes first head coach after eight years coaching the Detroit Lions (57-45-6 and NFL champions in 1957) and one year as a Washington assistant.
- June 8 — AFL merges into NFL with Pete Rozelle as commissioner. An AFL-NFL championship game is scheduled for the next January followed by a common draft.
- July 5 — Dolphins open first training camp at St. Petersburg Beach as 83 players report.
- Aug. 6 — Dolphins lose first preseason game, 38-10, at San Diego before 25,712 spectators.
- Aug. 7 — Training camp moves to St. Andrew's School in Boca Raton, Fla.
- Aug. 12 — Dolphins lose first preseason game at Orange Bowl, 33-0, to Kansas City before 36,366 spectators.
- Sept. 2 — Joe Auer returns opening kickoff 95 yards for Dolphin TD in first regular-season game, but Oakland wins, 23-14, at Orange Bowl before 26,776 spectators.
- Sept. 9 — Punter-quarterback George Wilson Jr. becomes first Dolphin to set a league record with 483 yards on 10 punts at Orange Bowl.
- Oct. 16 — Dolphins end string of nine losses (four in preseason) by defeating Denver, 24-7, with a George Wilson, Jr. screen pass to Billy Joe turning into a 67-yard TD. Only 23,393 spectators were at Orange Bowl.
- Oct. 23 — QB Rick Norton suffers broken jaw during third quarter of 20-13 victory at Houston, and Norton is lost for the season.

- Dec. 18 —QB John Stofa passes for four TDs capped by 14-yard strike to Joe Auer with 38 seconds remaining for 29-28 victory over Houston at Orange Bowl before 20,045 spectators.

1967

- Jan. 31 —W.H. Keland and George Gillett Jr. become limited partners.
- March 14 —Miami picks Purdue QB Bob Griese in first round of common draft. Griese is the fourth player selected.
- March 23 —W.H. Keland purchases the interests of Martin Decker, George Hamid Sr. and George Hamid Jr.
- June 1 —Joseph Robbie and W.H. Keland purchase the interest of Danny Thomas and agree to equalize present holdings in Miami Dolphins, Ltd., whenever either acquired outside holdings. They also purchase the interest of George Gillett Jr.
- June 27 —Miami and Denver complete seven-man trade that brings RB Abner Haynes to Dolphins.
- July 22 —First intrasquad scrimmage in Fort Lauderdale attracts 6,112 to Lockhart Stadium.
- Aug. 19 —Record crowd of 50,822 sees first interleague game which Atlanta wins, 27-17.
- Sept. 17 —QB John Stofa breaks his right ankle shortly after scoring a TD, and rookie Bob Griese directs 35-21 victory over Denver at Orange Bowl. RB Abner Haynes gains 151 yards in season opener, Griese throws 68-yard TD pass to Joe Auer.
- Nov. 26 —Dolphins end eight-game losing streak by defeating Buffalo, 17-14, on a fourth-down, 31-yard TD pass from Bob Griese to Howard Twilley with 1:01 remaining at Orange Bowl.
- Dec. 17 —CB Dick Westmoreland scores TD with his 10th interception in 41-32 victory over Boston at Orange Bowl. Patriots RB Jim Nance gains 164 yards.
- Dec. 27 —Miami trades QB John Stofa to expansion club Cincinnati for 1968 draft picks in first and second rounds.

1968

- Jan. 30 —Miami picks Syracuse RB Larry Csonka and Indiana OT Doug Crusan in first round of draft. Csonka is the eighth player selected, Crusan 27th.
- April 29 —Dolphins schedule four night games for 1968 regular season during first five weeks.
- Aug. 17 —Dolphins gain first interleague victory, 23-7, over Philadelphia at Orange Bowl.
- Aug. 31 —AFL-record crowd of 68,125 at Orange Bowl sees Coach Don Shula's Baltimore Colts win interleague game, 22-13. WR Jack Clancy (67 catches as rookie) injures left knee, out for season.
- Oct. 7 —Rookie RB Jim Kiick gains 104 yards in 24-7 victory at Houston.
- Nov. 24 —Rookie strong safety Dick Anderson returns interception 96 yards for TD in 34-10 victory over Boston at Fenway Park.
- Dec. 8 —QB Bob Griese sets records of 2,473 yards, 186 completions and 21 TDs for season after directing 38-7 victory over Boston at Orange Bowl. Griese misses final game due to bruised knee.

1969

- Jan. 28 —Miami picks Georgia DE Bill Stanfill in first round of draft, Stanfill is the 11th player selected.
- March 24 —Miami obtains all-time AFL middle linebacker Nick Buoniconti from Boston in trade for QB Kim Hammond and LB John Bramlett.
- May 10 —Pro football realignment for 1970 places Dolphins in AFC East with Boston, Buffalo, New York Jets and NFL's Baltimore.

- May 16 —Joseph Robbie becomes majority owner of Dolphins while Miami businessmen Earl Smalley, Harper Sibley, Wilbur Morrison, Frank Callahan and Jim McLamore join Robbie in purchasing the interest of W.H. Keland.
- May 30 —Joseph Robbie announces four additional limited partners: William Frates, Peter Fay, Robert Floyd and Ray Pearson.
- July 2 —Miami obtains RG Larry Little, a native Miamian, from San Diego in trade for CB Mack Lamb.
- July 23 —Joseph Robbie announces Morris S. Burk as a limited partner.
- Aug. 15 —Joseph Robbie announces James L. Davis as a limited partner.
- Sept. 14 —QB Bob Griese passes for a record 327 yards and rookie Mercury Morris returns kickoff 105 yards for TD but Dolphins lose season opener, 27-21, at Cincinnati.
- Oct. 4 —President Nixon watches Dolphins tie Oakland, 20-20, at Orange Bowl.
- Oct. 26 —Dolphins notch first victory after 0-5-1 start as MLB Nick Buoniconti helps restrict rookie O.J. Simpson to 12 yards on 10 carries, 24-6 over Buffalo at Orange Bowl.
- Nov. 2 —QB Bob Griese passes for four TDs but Dolphins lose, 34-31, at New York Jets.
- Nov. 9 —Only 8,374 spectators brave a downpour at Boston College, and RB Larry Csonka splashes 54 yards for TD in 17-16 victory over Patriots. QB Bob Griese injures right knee, out for final five games.

1970

- Jan. 27 —Miami obtains WR Paul Warfield from Cleveland in trade for 1970 first-round draft pick.
- Feb. 1 —AFL officially merges into NFL in accordance with June 8, 1966 agreement.
- Feb. 18 —Don Shula, 40, becomes head coach and vice president after seven years coaching the Baltimore Colts (71-23-4). He succeeds George Wilson after four years with Dolphins (15-39-2).
- April 11 —Dolphins join scouting combine, BLESTO-V.
- April 13 —NFL Commissioner Pete Rozelle gives the Dolphins' 1971 first-round draft pick to Baltimore as compensation for loss of Coach Don Shula.
- April 20 —Don Shula completes coaching staff with Mike Scarry (defensive line), Monte Clark (offensive line), Bill Arnsparger (defensive coordinator), Howard Schnellenberger (offensive coordinator), Carl Taseff (offensive backs) and holdover Tom Keane (defensive backs).
- April 25 —Don Shula meets 47 players for indoctrination camp at University of Miami.
- July 12 —Rookies report to new training headquarters at Biscayne College in North Miami.
- Aug. 10 —Dolphins cut QB Rick Norton, who signed four-year \$350,000 contract as club's first draftee in 1966.
- Aug. 29 —Record crowd of 76,712 sees fourth consecutive preseason victory, 20-13, over Baltimore.
- Oct. 3 —Dolphins post first-ever victory over Oakland, 20-13, as WR Paul Warfield catches two TD passes in home opener.
- Oct. 10 —Dolphins post first-year victory over New York Jets, 20-6, and QB Joe Namath (93-161 for 1,506 yards and 12 TDs in eight previous meetings).
- Nov. 22 —Dolphins reverse a 35-0 loss by defeating Baltimore, 34-17, at Orange Bowl as free safety Jake Scott returns punt 77 yards for TD.

- Nov. 30 —Dolphins win first appearance on Monday night TV, 20-7, over Atlanta at Orange Bowl and win six more times without a loss in five-year period.
- Dec. 20 —Dolphins extend winning streak to six games and clinch playoff berth with 45-7 victory over Buffalo at Orange Bowl.
- Dec. 27 —Dolphins lose AFC semifinal playoff on muddy field, 21-14, at Oakland.

1971

- April 9 —Former University of Miami All-American QB George Mira signs as free agent.
- Sept. 1 —Miami obtains LB Bob Matheson from Cleveland in trade for 1972 second-round pick and Matheson later becomes key to the "53 Defense."
- Oct. 17 —QB Bob Griese sets NFL record with three consecutive passes for TDs in first quarter of 41-3 victory over New England at Orange Bowl.
- Nov. 7 —Dolphins post first-ever shutout, 34-0, over Buffalo at Orange Bowl although the Bills gained 364 yards.
- Nov. 14 —QB Bob Griese, despite illness, rallies Dolphins from 21-3 deficit to a 24-21 victory over Pittsburgh at Orange Bowl with record 86-yard TD pass to Paul Warfield and record 73-yard punt by Larry Seiple.
- Nov. 29 —Dolphins win record eighth straight game, 34-3, over Chicago at Orange Bowl.
- Dec. 19 —Record regular-season crowd of 74,215 paid sees Dolphins win AFC East title by defeating Green Bay, 27-6, RB Larry Csonka becomes club's first 1,000-yard rusher with 1,051 yards, and placekicker Garo Yepremian leads NFL with 117 points.
- Dec. 25 —Dolphins win longest game (82 minutes, 40 seconds) in pro football history, 27-24, at Kansas City as Garo Yepremian kicks 37-yard field goal in second overtime of AFC semifinal playoff.

1972

- Jan. 2 —Dolphins stymie Baltimore, 21-0, for first AFC Championship before 78,629 spectators at Orange Bowl. Colts are scoreless for first time in 97 games and strong safety Dick Anderson returns interception 62 yards for clinching TD.
- Jan. 16 —Dallas rushes for 252 yards in defeating Dolphins, 24-7, in Super Bowl VI before 81,035 spectators at Tulane Stadium, New Orleans.
- Feb. 21 —Bobby Beathard, 35, becomes Director of Player Personnel.
- April 25 —Dolphins claim 16-year pro QB Earl Morrall, 38, on waivers from Baltimore.
- Sept. 17 —Dolphins win first NFL regular-season game played at Arrowhead Stadium, 20-10, over Kansas City before 79,829 spectators.
- Oct. 1 —Dolphins end season ticket sale at record 69,303.
- Oct. 15 —QB Earl Morrall replaces injured Bob Griese (broken right leg, dislocated ankle) at Orange Bowl and finishes 24-10 victory over San Diego for 5-0 record.
- Oct. 22 —Garo Yepremian kicks longest field goal (54 yards) of career in 24-23 victory over Buffalo at Orange Bowl.
- Nov. 12 —Don Shula becomes first NFL coach to win 100 games in 10 seasons as Dolphins smother New England, 52-0, with 501 total yards at Orange Bowl.
- Dec. 16 —Dolphins achieve NFL's first 14-0 regular-season record and break NFL rushing record with 2,960 yards by defeating Baltimore, 16-0, at Orange Bowl.

- Dec. 31 —QB Bob Griese returns to lineup after 10-game absence, and Dolphins repeat AFC Championship, 21-17, at Pittsburgh.

1973

- Jan. 14 —Dolphins cap a perfect season in Super Bowl VII at Los Angeles by defeating Washington, 14-7, for NFL's first unbeaten, untied record. A 28-yard TD pass from Bob Griese to Howard Twilley and interceptions by LB Nick Buoniconti and S Jake Scott are key plays.
- Feb. 14 —Offensive coordinator Howard Schnellenberger, 39, becomes head coach of the Baltimore Colts.
- April 18 —Dolphins surpass NFL record with 74,961 season ticket sales. Kansas City held old record of 72,885 in 1972.
- Sept. 30 —RB Mercury Morris sets single-game rushing record of 197 yards on 15 carries with three TDs (24, 70, 35) against New England, 44-23, at Orange Bowl.
- Nov. 11 —Dolphins shut out Baltimore for fourth consecutive time, 44-0, as CB Tim Foley returns two blocked punts for TDs at Orange Bowl.
- Nov. 29 —Joseph Robbie purchases interests of four limited partners: Harper Sibley, Earl Smalley, Wilbur Morrison and Morris Burk.
- Dec. 15 —WR Paul Warfield catches four TD passes (21, 7, 16, 4) from Bob Griese in first half of 34-7 victory over Detroit at Orange Bowl. Dolphins compile best two-year record (26-2) in NFL history.
- Dec. 18 —Don Shula signs Dolphin coaching contract through 1977.
- Dec. 30 —Dolphins rush for 266 yards in defeating Oakland, 27-10, for unprecedented third straight AFC Championship at Orange Bowl.

1974

- Jan. 13 —Dolphins overpower Minnesota, 24-7, in Super Bowl VIII at Rice Stadium in Houston for second consecutive NFL Championship. RB Larry Csonka gains 145 yards on 33 carries and Dolphins outscore three playoff foes, 85-33.
- Jan. 16 —Defensive coordinator Bill Arnsparger, 47, becomes head coach of the New York Giants.
- Jan. 20 —Garo Yepremian kicks five field goals for AFC including 42-yarder with 21 seconds remaining for 15-13 victory in Pro Bowl at Kansas City.
- March 31 —RB Larry Csonka, WR Paul Warfield and RB Jim Kiick sign \$3.3 million package deal in Toronto to play for John Bassett in World Football League.
- July 1 —NFL Players Association declares strike. Dolphin Managing General Partner Joseph Robbie charges NFLPA with "search and destroy" mission.
- July 10 —Chicago Tribune Charities cancels July 26 College All-Star Game with Dolphins due to strike.
- July 17 —Seven veterans cross picket line: C Jim Langer, S Jake Scott, TE Jim Mandich, LB Bob Matheson, QB Earl Morrall and RBs Don Nottingham and Mercury Morris.
- Aug. 14 —Strike ends after seven weeks.
- Nov. 17 —Dolphins outlast Buffalo, 35-28, at Orange Bowl on 23-yard TD by Don Nottingham with 19 seconds remaining; third time in season that Dolphins score winning points with less than 20 seconds to play.
- Dec. 2 —RB Larry Csonka gains 100 yards for 15th time with 123 yards in 24-3 victory over Cincinnati at Orange Bowl; seventh consecutive win on Monday night TV.

Dec. 15 —Dolphins rally from 24-point deficit to defeat New England, 34-27, for 31st consecutive victory (excluding preseason) at Orange Bowl. QB Earl Morrall passes for 288 yards and Miami closes with 11-3 record.

Dec. 21 —Oakland spoils Dolphins' bid for third consecutive NFL Championship, 28-26, in AFC semifinal at Oakland on 8-yard TD pass from Ken Stabler to Clarence Davis with 26 seconds remaining.

1975

Jan. 31 —Howard Schnellenberger rejoins Dolphin staff as coach of receivers and passing game.

Feb. 5 —Don Doll, 48, becomes coach of linebackers and pass defense after 12 seasons with five NFL teams.

Feb. 26 —Director of Pro Scouting Pat Peppier becomes general manager of Atlanta Falcons.

March 1 —George Young, 44, becomes Director of Pro Scouting after seven years in Baltimore Colts' organization.

May 2 —G Bob Kuechenberg and CB Tim Foley cleared of contracts with WFL Birmingham Americans.

July 9 —Miami obtains RB Norm Bulaich from Philadelphia in trade for 1976 fourth-round draft pick.

Sept. 1 —Defensive captain LB Nick Buoniconti and SS Dick Anderson injured in preseason game at Bloomington, Minn., sidelined for season.

Sept. 22 —Winning streak at Orange Bowl stops at 31 games after 31-21 loss to Oakland.

Oct. 19 —Dolphins intercept Jets' QB Joe Namath six times in 43-0 victory at New York.

Oct. 22 —World Football League folds after losing \$30 million, but three ex-Dolphins still under contract to John Bassett.

Nov. 23 —QB Bob Griese suffers torn tendons in right foot during third quarter of 33-17 loss to Baltimore at Orange Bowl.

Dec. 7 —Third-string QB Don Strock directs 31-21 victory over Buffalo at Orange Bowl for 12th consecutive victory over Bills.

Dec. 14 —Dolphins suffer 10-7 loss in overtime at Baltimore on 31-yard FG by Toni Linhart.

1976

Jan. 13 —Offensive line coach Monte Clark, 39, becomes head coach of the San Francisco 49ers.

Jan. 15 —Joseph Robbie purchases the interests of four limited partners: E.R. Haggar, J.M. Haggar Jr., William Frates and Peter Fay.

Jan. 16 —John Sandusky, 50, becomes offensive line coach after three seasons with Philadelphia and 14 years (1959-72) with Baltimore.

Jan. 22 —Prescription Athletic Turf approved for Orange Bowl stadium.

March 5 —Joseph Robbie commissions R.J. McNulty Co. of Minneapolis to prepare plans for a 70,000-seat new stadium with chairbacks and adequate parking.

March 7 —Dolphin strong safety Dick Anderson elected president of NFL Players Association.

March 30 —Seattle picks Dolphin original OT Norm Evans in expansion draft; Tampa Bay picks LBs Bruce Elia and Doug Swift.

April 6 —Joseph Robbie rejects \$2-million contract proposal by RB Larry Csonka and agent Ed Keating. Csonka signs the next day with New York Giants.

April 8 —Miami picks Arizona State LB Larry Gordon and San Jose State LB Kim Bokamper in first round of draft, 17th and 19th selections.

DOLPHIN TRADING HISTORY

PLAYER-for-PLAYER

1966

LB Ron Caveness to Houston for draft rights to QB Billy Anderson

1967

S John McGeever to San Diego for DE Bob Petrich
C Mike Hudock to New York Jets for OT Nick DeFelice (4-4)
TE Bill Cronin to Denver for DT Ray Jacobs (5-4)
G Ernie Park, QB George Wilson Jr., DE Earl Faison and RB Cookie Gilchrist to Denver for LB Jerry Hopkins, RB Abner Haynes, DE Danny LaRose and 6th pick in 1968 (6-27)

1969

QB Kim Hammond, LB John Bramlett and 5th pick in 1970 for LB Nick Buoniconti (3-24)
CB Mack Lamb to San Diego for G Larry Little (7-2)

1970

CB Dick Westmoreland to Minnesota for G Bookie Bolin (5-1)
S Tom Beler to San Francisco for T-C Lance Olssen (5-1)
WR Jack Clancy to Green Bay for TE Marv Fleming (5-18)

1971

C Carl Mauck to San Diego for DT Tony Liscio and 4th pick in 1972 (9-8)

1972

LB Dale Farley to Buffalo for DT Jim Dunaway (6-7)
DT Frank Cornish to Buffalo for G-C Howard Kindig and 5th pick in 1973

1973

WR Otto Stowe to Dallas for WR Ron Sellers and 2nd pick in 1974 (5-10)
RB Hubert Ginn to Baltimore for RB Don Nottingham, 6th pick in 1974 (10-2)
DT Mike Kadish to Buffalo for G-G Irv Goode (8-27)

1975

WR Marlin Briscoe and RB Hubert Ginn to St. Louis for RB Donny Anderson and TE Jim McFarland (5-6)
TE Marv Fleming to Washington for compensation rights to RB Charley Harraway and undisclosed 1977 draft pick (6-23)
LB Bruce Bannon to San Diego for DE Pete Lazetich (7-23)

STRAIGHT DRAFT PICKS

1966

QB George Wilson Jr. from Buffalo	13th in 1967
RB Jack Spikes to Buffalo (8-30)	5th in 1967
DT Jerry Oliver to Denver	12th in 1967
TE Bill Cronin from Oakland	8th in 1967
RB Cookie Gilchrist from Denver (11-10)	3rd, 5th in 1967

1967

LB John Bramlett from Denver (7-25)	4th in 1968
TE Dave Kocourek to Oakland (9-5)	8th in 1968
QB Jon Brittenum to San Diego	3rd in 1968
QB Billy Anderson to Houston	9th in 1968
QB Archie Roberts from NY Jets (9-26)	8th in 1968
QB John Stofa to Cincinnati (12-26)	1st, 2nd in 1968

1968

LB Tom Erlandson to San Diego (8-19)	7th in 1969
WR John Roderick to Oakland (8-21)	5th in 1969

1970

WR Paul Warfield from Cleveland (1-26)	1st in 1970
C Bob DeMarco from Pittsburgh (8-31)	8th in 1971
WR Willie Richardson from Pittsburgh (9-15)	5th in 1971

1971

LB Bob Matheson from Cleveland (9-1)	2nd in 1972
DE Russell Price from Houston	10th in 1972
QB John Stofa to Denver (11-23)	7th in 1972

1972

WR Marlin Briscoe from Buffalo (6-7)	1st in 1973
OT Wayne Mass to New England	7th in 1973
G-C Bill Griffin to New England	7th in 1973
C Bob DeMarco to Cleveland (9-26)	7th in 1973

1973

QB Jim Del Gaizo to Green Bay (8-22)	2nd in 1974, 1975
CB Dave McCurry to Chicago	9th in 1974
K Jeff White to New Orleans (8-29)	7th in 1974

1974

QB Joe Theismann to Washington (1-25)	1st in 1976
DT Larry Woods to NY Jets (8-7)	6th in 1975
WR Charley Wade to Chicago (8-9)	10th in 1975
RB Ed Jenkins to NY Giants (8-17)	14th in 1975
G-C Howard Kindig to Washington (8-21)	10th in 1975
OT John Mooring from NY Jets (8-28)	6th in 1975

1975

CB Henry Stuckey to NY Giants (1-28)	5th in 1975
RB Norm Bulaich from Philadelphia (7-9)	4th in 1976
LB Larry Ball, 5th in 1976 to Detroit (9-7)	4th in 1976
WR Mel Baker to New Orleans (9-9)	7th in 1976

1976

LB Rodrigo Barnes to St. Louis (4-6)	12th in 1976
--------------------------------------	--------------

83

ALL-TIME DRAFT CHOICES

(bold face indicates active roster)

1966 DRAFT CHOICES (11-27-65)

No.	Name	Pos.	College	No.	Name	Pos.	College
1a	x-Jim Grabowski	RB	Illinois	11	Sam Price	RB	Illinois
1b	Rick Norton	QB	Kentucky	12	Howard Twilley	WR	Tulsa
2	Frank Emanuel	LB	Tennessee	13	x-Ken Kramer	TE	Minnesota
3	x-Larry Gagner	QB	Florida	14	Phil Scoggin	P	Texas A & M
4	x-Dick Leftridge	RB	West Virginia	15	Jerry Oliver	OT	SW Texas
5	Grady Bolton	DT	Miss. St.	16	Don Lorenz	DE	Green Austin
6	x-Ed Weisacosky	LB	Miami (Fla.)	17	x-Mike Bender	G	Arkansas
7	x-Don Hansen	LB	Illinois	18	x-Rick Kestner	TE	Kentucky
8	Bob Petrella	S	Tennessee	19	Doug Moreau	TE	Louisiana St.
9	x-Bill Matan	DE	Kansas St.	20	John Tooker	CB	Adams State
10	x-Pat Kilgorin	C	Syracuse				

x-signed with National Football League

1966 EXPANSION DRAFT

FROM NEW ENGLAND				FROM KANSAS CITY			
1	Eddie Wilson	QB	Arizona	1	Al Dotson	DT	Grambling
2	Billy Neighbors	G	Alabama	2	Mei Branch	DE	Louisiana St.
3	Rosa O'Hanley	S	Boston College	3	Frank Jackson	WR	SMU
4	Jack Rudolph	LB	Georgia Tech	4	Ron Caveness	LB	Arkansas
FROM BUFFALO				FROM NEW YORK JETS			
1	Billy Joe	FB	Villanova	1	Wahoo McDaniel	LB	Oklahoma
2	Bo Robertson	WR	Cornell	2	Willie West	CB	Oregon
3	Jim Davidson	OT	Ohio State	3	Mike Hudock	C	Miami (Fla.)
4	Howard Simpson	DT	Auburn	4	LaVerne Torczon	DE	Nebraska
FROM DENVER				FROM OAKLAND			
1	John McGeevay	S	Auburn	1	Rich Zecher	DT	Utah State
2	Ed Cooke	DE	Maryland	2	Dick Wood	QB	Auburn
3	Tom Erlanson	LB	Washington St.	3	Ken Rice	G	Auburn
4	Tom Nomina	DT	Miami (Ohio)	4	Gene Mingo	K	None
FROM HOUSTON				FROM SAN DIEGO			
1	Norm Evans	OT	Texas Christian	1	Dave Kocurek	TE	Wisconsin
2	Tom Goode	C	Miss. State	2	Ernie Park	OT	McMurry
3	Jack Spikes	FB	Texas Christian	3	Jimmy Warren	CB	Illinois
4	Maxie Williams	OT	SE Louisiana	4	Dick Westmoreland	CB	N.C. A & T

1966 REDSHIRT DRAFT

No.	Name	Pos.	College	No.	Name	Pos.	College
1	John Roderick	WR	SMU	7	Don Williams	DE	Wofford
2	Harold Fulford	WR	Auburn	8	Jon Brittenum	QB	Arkansas
3	Jack Clancy	WR	Michigan	9	x-Craig Daynham	WR	Georgia Tech
4	x-Jim Mankins	RB	Florida St.	10	x-Fritz Winkler	OT	Tarleton State
5	x-Fritz Greenlee	TE	Arizona	11	Kai Anderson	C	Illinois
6	Bill Darnell	DB	North Carolina				

x-signed with National Football League

1967 DRAFT CHOICES

No.	Name	Pos.	College	No.	Name	Pos.	College
1	Bob Griese	QB	Purdue	10	Tom Beler	S	Miami (Fla.)
2	Jim Riley	DT	Oklahoma	11	Jack Pyburn	OT	Texas A & M
3	TO DENVER for Cookie Gilchrist	LB	St. Joe	12	Stan Juk	CB	South Carolina
4	Bob Greenlee	DE	Yale	12b	Jim Whitaker	CB	Missouri
5a	TO DENVER for Cookie Gilchrist	LB	Chattanooga				
5b	x-Gary Tucker	RB	Chattanooga	13	TO BUFFALO for George Wilson Jr.	CB	Kent State
6	Bud Norris	TE	Washington St.	14	Charlie Stiles	LB	Youngstown
7	Larry Seiple	TE	Kentucky	15	Jake Ferro	RB	Central Ohio
8	TO OAKLAND for Bill Cronin	DT	UCLA	16	Maurice Calhoun	RB	Florida St.
9	John Richardson	DT	UCLA	17	Larry Kissam	OT	Florida St.

x-taxi squad '67

1968 DRAFT CHOICES

No.	Name	Pos.	College	No.	Name	Pos.	College
1a	Larry Ceonka	RB	Syracuse	8a	TO NEW YORK for Archie Roberts		
1b	Doug Crusan	OT	Indiana	8b	Randall Edmunds	LB	Georgia Tech
2	TO CINCINNATI for John Stofa	LB	Mississippi				
2a	Jim Keyes	LB	Mississippi	9a	Sam McDowell	OT	SW Missouri
2b	Jim Cox	TE	Miami (Fla.)	9b	y-Tom Paciorek	CB	Houston
3	TO CINCINNATI for John Stofa	DT	Mississippi				
3a	Jim Urbanek	DT	Colorado	10	Joe Mirlo	OT	Miami (Fla.)
3b	Dick Anderson	DT	Colorado	11	Cornelius Cooper	DE	Prairie View
4	TO DENVER for John Bramlett	RB	Wyoming	12	Paul Paxton	OT	Akron U.
5	Jim Klick	RB	Florida St.	13	Bob Joswick	DE	Tulsa
6a	Kim Hammond	QB	Florida St.	14	Ray Blunk	TE	Xavier
6b	x-Jimmy Hines	WR	Texas Southern	15	Ken Corbin	LB	Miami (Fla.)
7	x-John Boynton	OT	Tennessee	16	Henry Still	DT	Bethune-Cook
				17	Bill Nemeth	C	Arizona

x-taxi squad '68 active roster '69

y-pro baseball

1969 DRAFT CHOICES

No.	Name	Pos.	College	No.	Name	Pos.	College
1	Bill Stanfill	DE	Georgia	8	Bruce Weinstein	TE	Yale
2	Bob Heinz	DT	Univ. Pacific	9	Jeese Powell	LB	West Texas St.
3	Mercury Morris	RB	West Texas St.	10	Jim Merrens	OT	Fairmont St.
4	Norm McBride	LB	Utah	11	Mike Berdis	DT	N.D. St.
5a	Willie Pearson	WR	N.C. A & T	12	Dale McCullers	LB	Florida St.
5b	Karl Krenner	K	Tennessee	13	Amos Ayers	S	Ark. AM & N
6	Ed Truck	G	Notre Dame	14	Gavin Thompson	DT	Troy State
7a	John Egan	C	Boston College	15	Chick McGeehan	WR	Tennessee
7b	John Kulka	G	Penn State	16	Lloyd Mumphord	CB	Texas Southern
				17	Tom Kralman	DE	Xavier

(from San Diego for Tom Erlanson)

1970 DRAFT CHOICES

No.	Name	Pos.	College	No.	Name	Pos.	College
1	TO CLEVELAND for Paul Wartfield			10	Dick Nittinger	LB	Tampa
2	Jim Mandich	TE	Michigan	11	Brownie Wheelless	OT	Rice
3	Tim Foley	CB	Purdue	12	Mike Kolen	LB	Auburn
4	Curtis Johnson	CB	Toledo	13	Dave Buddington	RB	Springfield
5	TO NEW ENGLAND in Bonkont deal			14	Gary Brackett	G	Holy Cross
6	Dave Campbell	DE	Auburn	15	Pat Hauser	WR	East Tenn
7	Jake Scott	S	Georgia	16	Charles Williams	G	Tennessee St.
8	Narvel Chavers	RB	Jackson St.	17	George Myles	DT	Morris Brown
9	Hubert Ginn	RB	Florida A & M				

1971 DRAFT CHOICES

No.	Name	Pos.	College	No.	Name	Pos.	College
1	TO BALTIMORE for Don Shula			10	Ron Marae	DT	Purdue
2	Otto Stowe	WR	Iowa State	11	Vic Surma	OT	Penn State
3	Dale Farley	LB	West Virginia	12	Leroy Byers	RB	Alcorn A & M
4	x-Joe Theismann	QB	Notre Dame	13	Lornie Hepburn	CB	Texas Southern
5	TO PITTSBURGH for Willie Richardson			14	David Vaughan	TE	Memphis St.
6	Dennis Coleman	LB	Mississippi	15	Bob Richards	G	California
7	Ron Dickerson	CB	Kansas St.	16	Chris Myers	WR	Kenyon
8	TO PITTSBURGH for Bob DeMarco			17	Curt Mark	LB	Mayville St.
9	Vern Dan Herder	DE	Central Iowa				

x-signed with Canadian Football League

1972 DRAFT CHOICES

No.	Name	Pos.	College	No.	Name	Pos.	College
1	x-Mike Kadish	DT	Notre Dame	8	Craig Curry	QB	Minnesota
2	TO CLEVELAND for Bob Matheson			9	Greg Johnson	CB	Wisconsin
3	Gary Kosins	RB	Dayton	10	TO HOUSTON for Russell Price		
4a	Larry Ball	DE	Louisville	11	Ed Jenkins	WR	Holy Cross
4b	(from San Diego for Carl Mauck)			12	Ashley Bell	TE	Purdue
4c	Al Benton	OT	Ohio Univ.	13	Archie Robinson	CB	Hillsdale
5	Charlie Babbs	S	Memphis St.	14	Willie Jones	LB	Tampa
6	Ray Nettles	LB	Tennessee	15	Bill Davis	DT	Wm & Mary
7a	Bill Adams	G	Holy Cross	16	Al Hannah	WR	Wisconsin
7b	(from Denver for John Stofa)			17	Vern Brown	S	Western Mich
7c	Calvin Harrell	RB	Arkansas St.				

x-injured reserve '72

1973 DRAFT CHOICES

No.	Name	Pos.	College	No.	Name	Pos.	College
1	TO BUFFALO for Marlin Briscoe			7d	Tom Smith	RB	Miami (Fla.)
2	x-Chuck Bradley	C	Oregon	8	Archie Pearmon	DE	NE Oklahoma
3	Leon Gray	OT	Jackson State	9	Karl Lorch	DE	Southern Cal
4	Bo Ralther	CB	Michigan	10	Ron Fernandes	DE	Eastern Mich
5a	Don Strock	QB	Virginia Tech	11	Chris Kete	G	Boston College
5b	(from Buff. in Frank Cornish deal)			12	Mike Mullen	LB	Tulane
5c	Dave McCurry	CB	Iowa State	13	Joe Booker	RB	Miami (Ohio)
6	Ed Newman	G	Duke	14	Greg Boyd	RB	Arizona
7a	Kevin Reilly	LB	Villanova	15	Bill Palmer	TE	St Thomas
7b	(from New Eng. for Wayne Mass)			16	James Jackson	DE	Norfolk St
7c	Ben Shephard	RB	Ark. Tech	17	Charley Wade	WR	Tennessee St
7d	(from New Eng. for Bill Griffin)						
7e	Willie Hatter	WR	N. Illinois				

(from Cleveland for Bob DeMarco)

x-injured reserve '73

1974 DRAFT CHOICES

No.	Name	Pos.	College	No.	Name	Pos.	College
1	Don Reese	DE	Jackson St.	7b	Joe Sullivan	OT	Boston College
2a	y-Andre Tillman	TE	Texas Tech	8	Mei Baker	WR	Texas Southern
2b	(from G-Bay for Jim Del Gaudio)			9a	Tom Wickert	OT	Washington St.
3	Benny Malone	RB	Arizona State				
4	(from Dallas in Otto Stowe deal)			9b	x-Bob Lilly	LB	Cornell
2c	Jerle White	CB	Hawaii	10	x-Gary Valbuena	QB	Tennessee
3	Net Moore	WR	Florida	11	Gerry Roberts	DE	UCLA
4	x-Bill Stevenson	DT	Drake	12	Jim Rievels	CB	Florida
5	x-Cleveland Vann	LB	Oklahoma St.	13	x-Clayton Heath	RB	Wake Forest
6a	Randy Crowder	DT	Penn State	14	Sam Johnson	LB	Arizona State
6b	(from Buff. in Hubert Ginn deal)			15	Larry Cates	CB	Western Mich
6c	x-Bob Wolfe	OT	Nebraska	16	Jesse Wolf	DT	Prairie View
7a	Carl Swierc	WR	Rice	17	Ken Dickerson	CB	Tuskegee

(from New Orleans for Jeff White)

x-signed with World Football League

y-injured reserve '74

1975 DRAFT CHOICES

No.	Name	Pos.	College	No.	Name	Pos.	College
1	Darryl Carlton	OT	Tampa	10a	Clyde Russell	RB	Oklahoma
2a	Freddie Solomon	WR	Tampa	10b	Joe Jackson	TE	Penn State
2b	Stan Winfrey	RB	Arkansas St.				
3	Gerald Hill	LB	Houston	11	John Oiworth	K	Washington St.
4	Bruce Ellis	LB	Ohio State	12	Joe Yancey	OT	Henderson St
5a	Morris Owens	WR	Arizona St.	13	Leonard Isabel	WR	Tulsa
5b	(from Giants for Henry Stuckey)			14a	James Lewis	CB	Tennessee St
5c	Barry Hill	S	Iowa State				
6a	Steve Towle	LB	Kansas	14b	Jack Graham	QB	Colorado St
6b	TO NY JETS for John Mooning			15	Skip Johns	RB	Carson-Newman
7	Philip Kent	RB	Saylor	16	Vernon Smith	C	Georgia
8	Barney Crawford	DT	Harding College	17	Dwayne Copeland	RB	Middle Tenn St
9	James Wilson	DE	Clark College				

(from Wash. for Howard Kindig)

(from Wash. for Karl Lorch)

(from Detroit for Larry Ball)

(from NY Jets for Larry Woods)

(from NY Jets for John Mooning)

(from NY Jets for John Mooning)

(from NY Jets for John Mooning)

(from NY Jets for John Mooning)

(from NY Jets for John Mooning)

(from NY Jets for John Mooning)

(from NY Jets for John Mooning)

(from NY Jets for John Mooning)

(from NY Jets for John Mooning)

(from NY Jets for John Mooning)

(from NY Jets for John Mooning)

(from NY Jets for John Mooning)

(from NY Jets for John Mooning)

(from NY Jets for John Mooning)

(from NY Jets for John Mooning)

(from NY Jets for John Mooning)

(from NY Jets for John Mooning)

(from NY Jets for John Mooning)

(from NY Jets for John Mooning)

(from NY Jets for John Mooning)

(from NY Jets for John Mooning)

(from NY Jets for John Mooning)

(from NY Jets for John Mooning)

(from NY Jets for John Mooning)

(from NY Jets for John Mooning)

(from NY Jets for John Mooning)

(from NY Jets for John Mooning)

(from NY Jets for John Mooning)

(from NY Jets for John Mooning)

(from NY Jets for John Mooning)

MIAMI DOLPHINS' ALL-TIME ROSTER (1966-1975)

HEAD COACHES

Wilson, George — Northwestern.....	66-69
Shula, Don — John Carroll.....	70-75

ASSISTANT COACHES

Arnsperger, Bill - Miami, Ohio.....	70-73	McPeak, Bill - Pittsburgh.....	73-74
Bingaman, Les - Illinois.....	66-69	Pellegrini, Bob - Maryland.....	66-67
Clark, Monte - Southern Cal.....	70-75	Sandusky, John - Villanova.....	76
Costello, Vince - Ohio U.....	74	Scarry, Mike - Waynesburg.....	70-75
Doll, Don - Southern Cal.....	75	Schnelker, Bob - Bowling Green.....	74
Heffler, Ernie - Duquesne.....	66-69	Schnellenberger, Howard - Ky.....	70-72; 75
Izlik, John - Maryland.....	66-69	Taseff, Carl - John Carroll.....	70-75
Keane, Tom - West Virginia.....	66-75	Walston, Bobby - Georgia.....	66-67

PLAYERS ON ACTIVE ROSTER

Anderson, Dick (S) Colorado.....	68-75	Dotson, Al (DT) Mississippi.....	72
Andrews, John (DE) Morgan St.....	75	Drougas, Tom (T/G) Oregon.....	75
Auer, Joe (RB) Georgia Tech.....	66-67	Dunaway, Jim (DT) Mississippi.....	72
Babb, Charlie (S) Memphis St.....	72-75	Edmunds, Randall (LB)	
Baker, Mel (WR) Texas So.....	74	Georgia Tech.....	68-69
Ball, Larry (LB) Louisville.....	72-74	Ella, Bruce (MLB) Ohio State.....	75
Bannon, Bruce (LB) Penn St.....	73-74	Emanuel, Frank (LB) Tenn.....	66-69
Barber, Rudy (LB)		Erlandson, Tom (LB) Wash. St.....	66-67
Bethune-Cookman.....	68	Evans, Norm (T) TCU.....	66-75
Barnes, Rodrigo (LB) Rice.....	75	Faison, Earl (DE) Indiana.....	66
Beier, Tom (S) Miami, Fla.....	67, 69	Farley, Dale (LB) W. Virginia.....	71
Berger, Ron (DE) Wayne State.....	73	Fernandez, Manny (DE) Utah.....	68-75
Boutwell, Tom (QB) S. Miss.....	69	Fleming, Marv (TE) Utah.....	70-74
Boynton, John (T) Tennessee.....	69	Foley, Tim (CB) Purdue.....	70-75
Bramlett, John (LB)		Fowler, Charlie (G) Houston.....	67-68
Memphis St.....	67-68	Funchess, Tom (T) Jackson St.....	74
Branch, Mel (DE) La. St.....	66-68	Gilchrist, Cookie (RB) None.....	66
Briscoe, Marlin (WR) Omaha.....	72-74	Ginn, Hubert (RB) Fla. A&M.....	70-75
Brown, Dean (S) Ft. Valley St.....	70	Goode, Irv (C-G) Kentucky.....	73-74
Brownlee, Claude (DE) Benedict.....	67	Goode, Tom (C) Miss. State.....	66-69
Bruggers, Bob (LB) Minnesota.....	66-68	Grady, Garry (S) E. Mich.....	69
Bulaich, Norm (RB) TCU.....	75	Griese, Bob (QB) Purdue.....	67-75
Buoniconiti, Nick (LB) N. Dame.....	69-75	Hammond, Kim (QB) Fla. St.....	68
Canale, Whit (DE) Tennessee.....	66	Harper, Jack (RB) Florida.....	67-68
Carlton, Darryl (T) Tampa.....	75	Haynes, Abner (RB) N. Tex. St.....	67
Carpenter, Preston (TE) Ark.....	66	Heinz, Bob (DT) Pacific.....	69-75
Casares, Rick (RB) Florida.....	66	Higgins, Jim (G) Xavier.....	66
Chesser, George (RB)		Hill, Barry (S) Iowa State.....	75
Delta St.....	66-67	Hines, Jimmy (WR) Texas So.....	69
Clancy, Jack (WR) Michigan.....	67-69	Holmes, John (DE) Fla. A&M.....	66
Cole, Terry (RB) Indiana.....	71	Hopkins, Jerry (LB) Tex. A&M.....	67-68
Cooke, Ed (DE) Maryland.....	66-67	Howell, Mike (DB) Grambling.....	72
Cornish, Frank (DT)		Hudock, Mike (C) Miami, Fla.....	66
Grambling.....	70-71	Hunter, Billy (RB) Syracuse.....	66
Cox, Jim (TE) Miami, Fla.....	68	Jackson, Frank (WR) SMU.....	66-67
Cronin, Bill (TE) Boston College.....	66	Jacobs, Ray (DT)	
Crowder, Randy (DT)		Howard Payne.....	67-68
Penn. St.....	74-75	Jaquess, Pete (DB)	
Crusan, Doug, (T) Indiana.....	68-74	E. New Mex.....	66-67
Csonka, Larry (RB) Syracuse.....	68-74	Jenkins, Al (T) Tulsa.....	72
Current, Mike (T) Ohio State.....	67	Jenkins, Ed (RB) Holy Cross.....	72
Darnall, Bill (WR) N. Carolina.....	68-69	Joe, Billy (RB) Villanova.....	66
Davis, Ted (LB) Georgia Tech.....	70	Johnson, Curtis (CB) Toledo.....	70-75
DeMarco, Bob (C) Dayton.....	70-71	Joswick, Bob (DE) Tulsa.....	68-69
DeGaizo, Jim (QB) Tampa.....	72, 75	Keating, Bill (DT) Michigan.....	67
Den Herder, Vern (DE)		Keyes, Jimmy (LB-K) Miss.....	68-69
Central Iowa.....	71-75	Klick, Jim (RB) Wyoming.....	68-74

Kindig, Howard (G-C)

Cal St-LA.....	72-73
Kocourek, Dave (TE) Wisconsin.....	66
Kolen, Mike (LB) Auburn.....	70-75
Kremser, Karl (K) Tennessee.....	69-70
Kuechenberg, Bob (G) N. Dame.....	70-75
Lamb, Mack (CB) Tenn A&I.....	67-68
Langer, Jim (G) S. Dak. St.....	71-75
Leigh, Charles (RB) None.....	71-73
Little, Larry (G)	
Bethune-Cookman.....	69-75
Lothridge, Billy (P) Ga. Tech.....	72
Lusteg, Booth (K) Connecticut.....	67
Malone, Benny (RB) Ariz. St.....	75-75
Mandich, Jim (TE) Michigan.....	70-75
Mass, Wayne (T) Clemson.....	71
Matheson, Bob (LB) Duke.....	71-75
Matthews, Wes (WR) NE Okla.....	66
Mauck, Carl (C) So. Illinois.....	70
McBride, Norm (DE) Utah.....	69-70
McCullers, Dale (LB) Fla. St.....	69
McDaniel, Wahoo (LB) Okla.....	66-68
McFarland, Jim (TE) Nebraska.....	75
McGeever, John (S) Auburn.....	66
Mertens, Jim (TE) Fairmont St.....	69
Milton, Gene (WR) Fla. A&M.....	68-69
Mingo, Gene (K) None.....	66-67
Mira, George (QB) Miami, Fla.....	71
Mitchell, Stan (RB) Tennessee.....	66-70
Moore, Mauly (DT)	
Bethune-Cookman.....	72-74
Moore, Nat (WR) Florida.....	74-75
Moore, Wayne (T) Lamar Univ.....	70-75
Moreau, Doug (TE) La. St.....	66-69
Morrall, Earl (QB) Mich. St.....	72-75
Morris, Mercury (RB) W. Tex. St.....	69-75
Mumphord, Lloyd (CB) Tex. So.....	69-74
Neff, Bob (S)	
Stephen F. Austin.....	66-68
Neighbors, Billy (G) Alabama.....	66-69
Newman, Ed (G) Duke.....	73-75
Nomina, Tom (DT) Miami, Ohio.....	66-68
Noonan, Karl (WR) Iowa.....	66-71
Norton, Rick (QB) Kentucky.....	66-69
Nottingham, Don (RB) Kent State.....	73-75
Owens, Morris (WR) Ariz. St.....	75
Palmer, Dick (LB) Kentucky.....	70
Park, Ernie (G) McMurry.....	66
Pearson, Willie (CB) N.C. A&T.....	69
Petrella, Bob (S) Tennessee.....	66-71
Powell, Jesse (LB) W. Tex. St.....	69-73
Price, Sam (RB) Illinois.....	66-68
Pryor, Barry (RB) Boston U.....	69-70
Pyburn, Jack (T) Texas A&M.....	67-68

Rather, Bo (WR) Michigan.....	73
Reese, Don (DT) Jackson St.....	74-75
Rhone, Earnest (LB) Henderson.....	75
Rice, Ken (G) Auburn.....	66-67
Richardson, Jeff (T) Mich. St.....	69
Richardson, John (DT) UCLA.....	67-71
Richardson, Willie (WR)	
Jackson St.....	70
Riley, Jim (DE) Oklahoma.....	67-71
Roberson, Bo (WR) Cornell.....	66
Roberts, Archie (QB) Columbia.....	67
Roderick, John (WR) SMU.....	66-67
Rudolph, Jack (LB) Ga. Tech.....	66
Scott, Jake (S) Georgia.....	70-75
Seiple, Larry (P) Kentucky.....	67-75
Sellers, Ron (WR) Florida St.....	73
Smith, Tom (RB) Miami, Fla.....	75
Solomon, Freddie (WR) Tampa.....	75
Speyer, Cotton (WR) Texas.....	75
Stanfill, Bill (DE) Georgia.....	69-75
Stofa, John (QB) Buffalo.....	66-67, 69-70
Stowe, Otto (WR) Iowa State.....	71-72
Strock, Don (QB) Va. Tech.....	73-75
Stuckey, Henry (CB) Missouri.....	72-74
Swift, Doug (LB) Amherst.....	70-75
Thornton, Jack (LB) Auburn.....	66
Tillman, Andre (TE) Tex. Tech.....	74-75
Torczon, Laverne (DE) Nebraska.....	66
Towle, Steve (LB) Kansas.....	75
Tucker, Gary (RB) Chattanooga.....	68
Twilley, Howard (WR) Tulsa.....	66-75
Urbanek, Jim (DT) Miss.....	68
Wade, Charley (WR) Tenn. St.....	73
Warfield, Paul (WR) Ohio State.....	70-74
Warren, Jimmy (CB) Illinois.....	66-69
Washington, Dick (DB)	
Bethune-Cookman.....	68
Weisacosky, Ed (LB) Miami, Fla.....	68-70
West, Willie (S) Oregon.....	66-68
Westmoreland, Dick (CB)	
N.C. A&T.....	66-69
White, Jeris (CB) Hawaii.....	74-75
Wickert, Tom (T) Wash. State.....	74
Williams, Maxie (G-T) SE La.....	66-70
Wilson, George, Jr. (QB) Xavier.....	66
Windauer, Bill (DT) Iowa.....	75
Winfrey, Stan (RB) Arkansas St.....	75
Wood, Dick (QB) Auburn.....	66
Woods, Larry (DT) Tenn. State.....	73
Woodson, Fred (G) Fla. A&M.....	67-69
Yepremian, Garo (K) None.....	70-75
Young, Willie (T) Alcorn A&M.....	73
Zecher, Rich (DT) Utah State.....	66-67

ATTENDANCE

Year	Home	Away	Preseason	No.	Total
1966	182,431	243,269	91,692	18	517,392
1967	202,849	255,143	126,107	19	584,099
1968	215,980	252,291	171,460	19	639,731
1969	242,815	280,967	220,855	20	744,637
1970	440,139	348,918	296,734	20	1,085,791
1971 (Paid)	464,658	403,174	330,097	20	1,197,929
1972 (Paid)	544,162	414,056	383,921	20	1,342,139
1973 (Paid)	551,000	474,400	417,961	20	1,443,361
(Turn)	442,482	437,631	387,584	20	1,267,697
1974 (Paid)	537,418	405,068	351,123	20	1,293,609
(Turn)	457,768	398,968	298,994	20	1,155,730
1975 (Paid)	487,758	421,918	320,376	20	1,231,052
(Turn)	453,353	401,222	324,000	20	1,178,575

Averages for Home Games

Year	7-League	Preseason	No.	Over-All Average
1966	26,062	1-36,366	8	27,349
1967	28,978	2-43,346	9	32,171
1968	30,854	3-48,419	10	36,124
1969	34,688	3-46,838	10	38,333
1970	62,877	4-61,544	11	64,210
1971 (Paid)	66,380	4-59,438	11	63,855
1972 (Paid)	77,737	3-74,274	10	76,698
1973 (Paid)	78,714	4-78,353	11	78,583
(Turn)	63,212	4-69,576	11	65,526
1974 (Paid)	76,774	3-64,480	10	73,086
(Turn)	65,395	3-51,445	10	61,210
1975 (Paid)	69,680	4-53,296	11	63,722
(Turn)	64,765	4-51,298	11	59,868

TICKETS SOLD

Opponents in Miami			Dolphins on Road		
Atlanta	74,935	1974	Atlanta	53,036	1970
Baltimore	78,584	1973	Baltimore	59,808	1975
Buffalo	78,771	1974	Buffalo	79,463	1974
Chicago	73,071	1971	Chicago	56,577	1975
Cincinnati	78,675	1974	Cincinnati	59,090	1971
Cleveland	75,312	1970	Cleveland	78,424	1973
Dallas	No Game		Dallas	62,967	1973
Denver	56,187	1975	Denver	50,499	1971
Detroit	78,337	1973	Detroit	No Game	
Green Bay	74,215	1971	Green Bay	55,270	1975
Houston	75,069	1972	Houston	50,494	1975
Kansas City	75,358	1974	Kansas City	78,736	1972
Los Angeles	No Game		Los Angeles	68,386	1971
Minnesota	No Game		Minnesota	45,766	1972
New England	78,830	1973	New England	60,268	1973
New Orleans	42,886	1970	New Orleans	73,458	1974
New York Giants	No Game		New York Giants	62,728	1972
New York Jets	78,821	1973	New York Jets	61,720	1972
Oakland	78,805	1975	*Oakland	74,044	1973
Philadelphia	62,925	1975	Philadelphia	58,171	1970
Pittsburgh	78,922	1973	Pittsburgh	No Game	
St. Louis	78,190	1972	St. Louis	No Game	
San Diego	78,212	1972	San Diego	44,183	1974
San Francisco	78,768	1973	San Francisco	No Game	
Washington	No Game		Washington	52,379	1974

*Berkeley, Calif.



'75 Game-by-Game

1975 SEASON IN REVIEW

OAKLAND 31, MIAMI 21

Miami, Sept. 22 — Harold Hart escaped 102 yards on a kickoff return in the fourth quarter to boost the Raiders and shatter the 31-game Orange Bowl winning streak of the Dolphins. Hart's touchdown restored a 17-point Oakland lead, but it wasn't until tackle Art Thoms batted a pass and intercepted with 5½ minutes remaining that the Dolphins finally were stymied. A sellout crowd and a Monday night TV audience saw the Dolphins lose at home for the first time since Oct. 3, 1971. Dolphin strong safety Charlie Babb intercepted three passes and participated in 10 tackles. "We would have to play a perfect game to beat Oakland," Coach Don Shula said, "and we got nowhere close." The Raiders captured the AFC West title with an 11-3 record.

[illegible]

INDIVIDUAL LEADERS

RUSHING - Oakland: Banaszak 19-74, Van Eeghen 7-48, Hubbard 6-24, Hart 8-7.
Miami: Morris 17-65, Bulaich 11-44, Nottingham 4-6, Moore 1-3.
PASSING - Oakland: Stabler 15-8-3, 108 yards, no TD.
Miami: Griese 32-15-4, 191 yards, no TD.
RECEIVING - Oakland: Phillips 1-22, Hubbard 1-16, Casper 1-16, Branch 1-15, Hart 1-15, Biletniok 1-5.
Miami: Moore 5-85, Bulaich 4-28, Mandich 3-33, Twilley 2-35, Morris 1-10.

MIAMI 22, NEW ENGLAND 14

Foxboro, Mass., Sept. 28 — Midway in the third quarter, Don Nottingham swept 40 yards into Patriot territory, and that spark helped the Dolphins overcome a two-touchdown halftime deficit. Garo Yepremian had a string of 110 consecutive extra points halted, but the left-footed kicker supplied field goals of 26, 26 and 33 yards. An interception by free safety Jake Scott and a 46-yard punt return by rookie Freddie Solomon led to the Dolphin TDs, and cornerback Curtis Johnson stole a pass with 1:42 remaining to put Yepremian in a position for the clinching field goal. Nottingham piled up 120 yards, and quarterback Bob Griese scrambled 17 yards for a first down that set up the go-ahead TD. "The Dolphins still have that poise and confidence," Patriot receiver Randy Vataha said. "Other teams have improved, but they'll always be there."

Miami	0	0	9	13	--	22						
New England	7	7	0	0	--	14						
NE - Vataha 31 pass from Graff (Smith kick)							First Downs	Miami	NE			
NE - Francis 5 pass from Graff (Smith kick)							Rushes-Yards	43-210	33-78			
							Passing Yards	47	109			
							Total Yards	257	187			
Miami - FG Yepremian 26							Passes	15-9-3	19-9-3			
Miami - Nottingham 4 run (kick blocked)							Punts	4-45-3	5-42-4			
							Fumbles-Lost	1-0	4-1			
Miami - Bulalch 1 run (Yepremian kick)							Penalties-Yards	9-78	8-56			
Miami - FG Yepremian 26												
Miami - FG Yepremian 33												
A - 59,869 paid, 59,967 turnstile												

INDIVIDUAL LEADERS

RUSHING - Miami: Nottingham 16-120, Morris 14-47, Bulaich 9-11, Griese 4-32.
 New England: Cunningham 17-44, Herron 13-43, McQuay 2-(-9), Graff 1-0
 PASSING - Miami: Griese 15-9-3, 89 yards, no TD.
 New England: Graff 17-8-3, 126 yards, 2 TD; Grogan 2-1-0, 1 yard, no TD.
 RECEIVING - Miami: Twilley 5-76, Moore 2-8, Bulaich 1-7, Nottingham 1-(-2).
 New England: Vataha 2-57, Cunningham 3-29, Francis 2-24, Herron 1-6, Stingley
 1-11.

MIAMI 31, GREEN BAY 7

Green Bay, Wis., Oct. 5 — Mercury Morris darted for 125 yards on a team-record 31 carries and Don Nottingham belted for 102 yards and three touchdowns. The Dolphins gained 281 yards on the ground — only 23 yards shy of the team record — and Freddie Solomon spiced the passing attack with a 58-yard TD catch. The 414 total yards would be the Dolphins' third-highest output of the season. Packers receiver Ken Payne, who caught 12 passes for 170 yards in his previous game, was limited to one catch for nine yards. It ruined the Lambeau Field coaching debut of Bart Starr, and the Packers had a 4-10 season. Coach Don Shula summarized, "This was much more our style."

Miami	7	14	10	0	--	31
Green Bay	0	0	0	7	--	7
Miami - Nottingham 11 run (Yepremian kick)						
Miami - Nottingham 1 run (Yepremian kick)						
Miami - Solomon 58 pass from Griesse (Yepremian kick)						
Miami - Nottingham 11 run (Yepremian kick)						
Miami - FG Yepremian 31						
GB - Barty Smith 2 run (Danelo kick)						
A - \$5,270 paid. 55,396 turnstile.						
First Downs						
Rushes-Yards	58-281					23-104
Passing Yards	133					101
Total Yards	414					205
Passes	13-7-0					19-13-0
Punts	2-40-5					5-30-6
Fumbles-Lost	1-0					0-0
Penalties-Yards	6-45					6-45

INDIVIDUAL LEADERS

RUSHING - Miami: Morris 31-125, Nottingham 21-102, Bulaich 2-1, Solomon 1-34,
Green Bay: Brockington 7-21, Harrell 8-49, Wells 4-18, Smith 4-16.
PASSING - Miami: Griese 13-7-0, 133 yards, 1 TD, 133 yards, 1 TD, 133 yards, 1 TD,
Green Bay: Hadi 17-11-0, 114 yards, no TD; Milan 2-2-0, 9 yards, no TD.
RECEIVING - Miami: Seiple 2-26, Moore 3-44, Solomon 1-58, Nottingham 1-5,
Green Bay: McGeorge 4-79, Barry Smith 2-12, Payne 1-9, Barty Smith 2-14.

MIAMI 24, PHILADELPHIA 16

Miami, Oct. 12 — Norm Bulaich, acquired in a July 9 trade with the Eagles, slammed his former teammates with 74 yards on 11 carries including a clinching seven-yard touchdown burst with 10:12 to play. Quarterback Bob Griese directed TD drives of 73 and 83 yards in the second half after Garo Yepremian's 40-yard field goal gave the Dolphins a 10-9 halftime edge. Nat Moore shook off injuries and caught six passes for 89 yards and a TD. Meanwhile, the Dolphin defense sacked Roman Gabriel four times and forced him to fumble twice. Gabriel had nipped the Dolphins with a 22-yard TD pass to Charlie Smith in the first quarter. "Hitting won it for us," said Coach Don Shula, who rose to fifth place on the all-time coaches' list with his 131st regular-season victory. "We did a good job jamming the receivers and putting heat on Gabriel." The Eagles finished 4-10 and fired Coach Mike McCormack.

Miami	0	10	7	7	--	24						
Philadelphia	6	3	0	7	--	16						
Phil - Smith 22 pass from Gabriel (kick blocked)							First Downs	13	18			
Miami - Nottingham 3 run (Yepremian kick)							Rushes-Yards	24-100	45-207			
Phil - FG Muhlmann 42							Passing Yards	169	132			
Miami - FG Yepremian 40							Total Yards	269	339			
Miami - N. Moore 13 pass from Griese (Yepremian kick)							Passes	26-18-1	21-15-0			
Miami - Bulaich 7 run (Yepremian kick)							Punts	6-46.3	4-42.3			
Phil - McAlister 39 pass from Gabriel (Muhlmann kick)							Fumbles-Lost	3-1	3-1			
A - 62,925 paid, 60,127 turnstile							Penalties-Yards	6-48	5-40			

INDIVIDUAL LEADERS

RUSHING - Phila: Sullivan 16-65, Malone 5-26, Gabriel 2-10, McAlister 1-(-1).
Miami: Bulach 11-74, Nottingham 14-73, Morris 19-61, Griese 1-(-1).
PASSING - Phila: Gabriel 26-18-1, 192 yards, 2 TD.
Miami: Griese 21-15-0, 137 yards, 1 TD.
RECEIVING - Phila: Young 5-53, Malone 4-16, Smith 3-40, Sullivan 2-27,
Carmichael 2-7.
Miami: Moore 6-89, Twilley 2-22, Seiple 2-8, Nottingham 2-5, Solomon 1-9.

MIAMI 43, NEW YORK JETS 0

New York, Oct. 19 — Left cornerback Curtis Johnson intercepted three passes and recovered a fumble, inspiring the Dolphins' only shutout of the season and eighth in the club's history. Jets quarterback Joe Namath suffered six interceptions — a Dolphin record. But quarterback Bob Griese guided the Dolphins to a balanced output of 437 yards, by tossing three TD passes and running a five-yard draw for another score. Mercury Morris gained 114 yards on 16 carries and didn't play the fourth quarter. On the rainy, chilly day there were 13,280 fewer spectators than tickets sold. The eight turnovers against the Jets were as many as the Dolphins produced in their last eight games combined. "When you get everyone around the ball, things are going to happen for you," Johnson said.

Miami	6	20	14	3	—	43
New York Jets	0	0	0	0	—	0

Miami - Griese 5 run (kick blocked)	First Downs	22	12
Miami - Nottingham 1 run	Rushes-Yards	51-261	23-109
(Yepremian kick)	Passing Yards	176	60
Miami - N. Moore 53 pass from Griese	Total Yards	437	169
(Yepremian kick)	Passes	18-13-2	33-8-6
Miami - Morris 10 run (kick blocked)	Punts	5-28.0	5-38.0
Miami - Bulaich 2 pass from Griese	Fumbles-Lost	1-0	4-2
(Yepremian kick)	Penalties-Yards	4-30	2-13
Miami - Mandich 32 pass from Griese			
(Yepremian kick)			
Miami - FG Yepremian 18			

A - 60,471 paid, 47,191 turnstile

INDIVIDUAL LEADERS

RUSHING - Miami: Morris 16-114, Nottingham 11-36, Bulaich 8-16, Ginn 12-66.
New York: Riggins 11-33, Garrett 9-63.
PASSING - Miami: Griese 14-10-1, 155 yards, 3 TD; Morrall 2-2-0, 15 yards, no TD; Strook 2-1-1, 9 yards, no TD. New York: Namath 24-8-6, 96 yards, no TD; Jones 9-0-0.
RECEIVING - Miami: Twilley 3-24, Bulaich 2-12, Moore 1-53, Mandich 1-32, Tillman 2-19, Ginn 2-15. New York: Riggins 4-36, Garrett 2-26, Caster 1-13, Piccone 1-21.

MIAMI 35, BUFFALO 30

Orchard Park, N.Y., Oct. 26 — A thrilling comeback with two touchdowns in two minutes propelled the Dolphins into first place in the AFC East with their 11th consecutive victory over the Bills. Free safety Jake Scott intercepted Bills quarterback Joe Ferguson on first down at the Bills 22 with 3:04 to play, and six plays later, Don Nottingham punched the final yard into the end zone at 1:25 for the winner. A five-yard TD pass from Bob Griese to tight end Jim Mandich pulled the Dolphins within 30-28 with 3:18 to play. Miami outrushed Buffalo, 245-128, and held O.J. Simpson to 88 yards on 19 carries although one was a 26-yard TD burst. But Mercury Morris broke a 35-yard gain for the Dolphins and accumulated 124 yards on 20 carries, moving into second place in the NFL with 536 yards. As a third receiver, Freddie Solomon snagged five passes for 61 yards.

Miami	0	14	7	14	—	35
Buffalo	13	10	0	7	—	30

Buff - Freeman 30 interception (Leypoldt kick)	Miami - Mandich 5 pass from Griese (Yepremian kick)
Buff - Simpson 26 run (kick failed)	Miami - Nottingham 1 run (Yepremian kick)
Buff - Chandler 4 pass from Ferguson (Leypoldt kick)	Miami - N. Moore 13 pass from Griese (Yepremian kick)
Buff - FG Leypoldt 45	Miami - Nottingham 1 run (Yepremian kick)
Buff - Chandler 5 pass from Ferguson (Leypoldt kick)	

INDIVIDUAL LEADERS

RUSHING - Miami: Morris 20-124, Nottingham 15-61, Bulaich 4-43, Griese 4-3.
Buffalo: Simpson 19-88, Braxton 10-35, Ferguson 3-5, Chandler 1-0.
PASSING - Miami: Griese 21-13-2, 148 yards, 2 TD.
Buffalo: Ferguson 29-20-2, 221 yards, 2 TD.
RECEIVING - Miami: Solomon 5-61, Moore 4-42, Bulaich 2-37, Seiple 1-6, Mandich 1-5.
Buffalo: Chandler 8-96, Seymour 4-57, Braxton, 3-19, Hill 2-22, Simpson 2-16, Gant 1-11.

MIAMI 46, CHICAGO 13

Chicago, Nov. 2 — Bob Griese whipped his eighth touchdown pass in three weeks when he stung the Bears for three TDs and 288 yards, third-highest yardage total in his career. Griese fired 20 yards to Norm Bulaich, 79 yards to Nat Moore and 58 yards to Freddie Solomon for scores when the Bears invited the Dolphins to abandon their running attack. Garo Yepremian booted three field goals, extending his perfect string to nine FGs. In the 439-yard splurge, Benny Malone returned to action after a six-week wait, and he thrashed 45 yards on six carries and caught a 43-yard pass. A key factor was the pass protection afforded by left guard Bob Kuechenberg against Bears tackle Wally Chambers.

Miami	10	10	12	14	—	46
Chicago	0	6	7	0	—	13

Miami - FG Yepremian 39	Miami - Solomon 58 pass from Griese
Miami - Malone 1 run (Yepremian kick)	(Yepremian kick)
Chi - FG Thomas 27	Miami - Twilley 29 pass from Morrall
Miami - Bulaich 20 pass from Griese	(Yepremian kick)
(Yepremian kick)	A - 56,577 paid, 51,298 turnstile

Chi - FG Thomas 31	First Downs	20	16
Miami - FG Yepremian 32	Rushes-Yards	41-123	24-93
Miami - N. Moore 79 pass from Griese	Passing Yards	316	190
(Yepremian kick)	Total Yards	439	283
Miami - FG Yepremian 35	Passes	23-15-0	31-19-2
Chi - Payton 4 run (Thomas kick)	Punts	2-39.0	2-37.5
Miami - Reese tackles Huff for 8-yard	Fumbles-Lost	1-1	1-0
safety	Penalties-Yards	6-54	5-36

INDIVIDUAL LEADERS

RUSHING - Miami: Malone 6-45, Morris 13-33, Nottingham 10-25, Bulaich 2-5, Ginn 6-11, Winfrey 2-10. Chicago: Harper 9-36, Adamle 8-31, Payton 7-26.
PASSING - Miami: Griese 19-12-0, 288 yards, 3 TD; Morrall 4-3-0, 28 yards, 1 TD.
Chicago: Huff 25-16-1, 166 yards, no TD; Avellini 5-2-1, 7 yards, no TD; Adamle 1-1-0, 44 yards, no TD.
RECEIVING - Miami: Moore 4-113, Bulaich 5-39, Mandich 2-28, Malone 1-43, Solomon 1-58, Ginn 1-6, Twilley 1-29. Chicago: Rather 6-90, Grim 4-55, Parsons 2-31, Payton 2-9, Harper 3-13, Latta 1-17.

MIAMI 27, NEW YORK JETS 7

Miami, Nov. 9 — Struggling to a 7-7 halftime tie, the Dolphins erupted in the third quarter with two explosive touchdowns. Norm Bulaich circled out of the backfield and snatched Bob Griese's pass for a 59-yard score, and Freddie Solomon raced 50 yards on a punt return for another TD. Griese's two TD passes pushed his total to 10 in a four-week period while the Dolphins had scored 151 points and 1,595 yards (average 38 points and 399 yards). Also instrumental in the Dolphins' seventh straight victory were two interceptions and three sackings of quarterback Joe Namath, who had hit only 19 of 52 passes with eight passes stolen in his two '75 meetings with Miami. Free safety Jake Scott set a Dolphin career record with his 34th interception and sixth of the season. The Jets concluded 3-11 and fired Coach Charley Winner.

Miami	0	7	13	7	—	27
New York Jets	7	0	0	0	—	7

NY - Garrett 15 pass from Namath	First Downs	15	14
(Leahy kick)	Rushes-Yards	35-147	35-128
Miami - Malone 8 run (Yepremian kick)	Passing Yards	122	214
Miami - Bulaich 59 pass from Griese	Total Yards	269	342
(kick failed)	Passes	28-11-2	15-9-0
Miami - Solomon 50 punt return	Punts	7-37.9	5-34.2
(Yepremian kick)	Fumbles-Lost	0-0	2-2
Miami - Bulaich 7 pass from Griese	Penalties-Yards	6-45	6-40
(Yepremian kick)			

A - 75,631 paid, 72,896 turnstile

INDIVIDUAL LEADERS

RUSHING - New York: Riggins 16-90, Garrett 10-30, Davis 5-18.
Miami: Malone 13-60, Nottingham 12-37, Bulaich 2-10, Morris 4-9, Griese 1-6.
PASSING - New York: Namath 28-11-2, 140 yards, 1 TD.
Miami: Griese 15-9-0, 223 yards, 2 TD.
RECEIVING - New York: Riggins 4-52, Caster 2-22, Piccone 1-20, Garrett 1-15, Barkum 1-13. Miami: Moore 4-102, Bulaich 2-66, Twilley 2-41, Solomon 1-14.

HOUSTON 20, MIAMI 19

Houston, Nov. 16 — A controversial holding penalty against strong safety Charlie Babb nullified Babb's game-saving interception at the goal line, and two plays later, Oilers running back Ronnie Coleman broke two tackles on a seven-yard touchdown sweep with 1:11 to play. Skip Butler kicked the 20th point (Garro Yepremian had two of his three PAT attempts blocked by Bubba Smith). The Dolphins outgained the Oilers, 350-239, on the strength of quarterback Bob Griese's pass artistry. Griese completed 21 of 29 passes for 257 yards even after a cut over his right eye, and tight end Jim Mandich caught six for 69 yards and a spectacular diving TD. Oilers speedster Billy (White Shoes) Johnson stunned the Dolphins with an 83-yard punt return TD — longest ever against Miami. First-year Coach "Bum" Phillips took the Oilers to a 10-4 mark, only third-best in the rugged AFC Central.

Miami	0	6	7	6	—	19
Houston	3	3	7	7	—	20

Hou - FG Butler 43
Hou - FG Butler 25
Miami - Mandich 26 pass from Griese (kick blocked)
Hou - Johnson 83 punt return (Butler kick)
Miami - Malone 2 run (Yepremian kick)
Miami - Nottingham 3 run (kick blocked)
Hou - Coleman 7 run (Butler kick)
A - 50,494 paid, 48,892 turnstile

First Downs	23	15
Rushes-Yards	38-114	31-169
Passing Yards	236	70
Total Yards	350	239
Passes	29-21-2	22-11-0
Punts	3-36.7	5-40.0
Fumbles-Lost	1-0	1-0
Penalties-Yards	5-35	10-90

INDIVIDUAL LEADERS

RUSHING - Miami: Malone 12-38, Nottingham 8-13, Morris 9-6, Bulaich 6-9, Solomon 1-35, Houston: Coleman 13-58, Hardeman 7-60, Willis 9-32, Johnson 1-19.
PASSING - Miami: Griese 29-21-2, 257 yards, 1 TD.
Houston: Pastorini 22-11-0, 111 yards, no TD.
RECEIVING - Miami: Mandich 6-69, Moore 3-59, Bulaich 4-28, Solomon 3-24, Twilley 2-55, Seiple 3-22. Houston: Coleman 3-20, Willis 4-33, Johnson 2-10, Burrough 1-24, Alston 1-24.

BALTIMORE 33, MIAMI 17

Miami, Nov. 23 — While the Goodyear blimp hovered near the rim of the Orange Bowl filming for the movie "Black Sunday," the Dolphins were dealt a greater setback than the one on the scoreboard. Quarterback Bob Griese tore tendons in his right big toe as he attempted to run in the third quarter, and he was lost for the season. The Colts, who rallied from a 14-2 deficit, were clinging to a 19-17 edge in the fourth quarter when Lydell Mitchell dashed 32 yards for a touchdown. Colts starter Bert Jones reinjured his ribs and was relieved by backup QB Marty Domres, who guided TD drives of 61 and 80 yards in the second half. "We had 'em 14-2 and were in position to make it 21-2 at halftime, and we let them out of the box," tight end Jim Mandich said. "That's something we cannot do if we're going to pull down this title somehow." The Dolphins netted only 39 yards passing.

Miami	7	7	0	3	—	17
Baltimore	2	7	10	14	—	33

Miami - Mandich 4 pass from Griese (Yepremian kick)
Balt - Safety Laird (tackled Malone)
Miami - Nottingham 5 run (Yepremian kick)
Balt - McCauley 1 run (Linhart kick)
Balt - McCauley 1 run (Linhart kick)
Balt - FG Linhart 42
Miami - FG Yepremian 28
Balt - Mitchell 32 run (Linhart kick)
Balt - McCauley 1 run (Linhart kick)
A - 67,029 sold, 61,986 turnstile

First Downs	14	15
Rushes-Yards	43-180	38-128
Passing Yards	42	39
Total Yards	222	167
Passes	14-6-0	21-8-3
Punts	7-44.9	4-46.3
Fumbles-Lost	2-0	2-2
Penalties-Yards	6-62	4-20

INDIVIDUAL LEADERS

RUSHING - Balt: Mitchell 26-106, Leaks 7-46, McCauley 6-6, Domres 1-12, Olds 2-4, Miami: Nottingham 11-47, Morris 13-35, Malone 8-9, Bulaich 2-14.
PASSING - Balt: Jones 10-4-0, 26 yards, no TD; Domres 4-2-0, 40 yards, no TD.
Miami: Griese 12-7-1, 69 yards, 1 TD; Morrall 9-1-2, 7 yards, no TD.
RECEIVING - Balt: Olds 3-21, McCauley 1-32, Doughty 1-8, Mitchell 1-5, Miami: Bulaich 3-21, Moore 1-19, Solomon 1-16, Tillman 1-11, Morris 1-5, Mandich 1-4.

MIAMI 20, NEW ENGLAND 7

Miami, Dec. 1 — Remarkable 41-year-old Earl Morrall completed 14 of 17 passes including the first 13 in succession, and the Dolphins were never threatened in the Monday night TV offering. But Morrall tore a ligament in his left knee and underwent surgery the next day. Don Nottingham plunged one yard on fourth down for his record-tying 12th touchdown and Freddie Solomon zig-zagged 41 yards on a punt return to set up the second Dolphin TD. The Patriots didn't cross the Dolphin 25-yard line until the final minute — after scoring 95 points in the previous three games. New England managed only 150 yards rushing in two games against Miami, and the Patriots finished 3-11.

Miami	7	7	3	3	—	20
New England	0	0	0	7	—	7

Miami - Nottingham 1 run (Yepremian kick)
Miami - Bulaich 6 pass from Morrall (Yepremian kick)
Miami - FG Yepremian 25
Miami - FG Yepremian 39
NE - Grogan 5 run (Smith kick)
A - 68,480 paid, 61,963 turnstile

First Downs	15	16
Rushes-Yards	21-72	48-199
Passing Yards	172	129
Total Yards	244	328
Passes	32-15-0	20-15-0
Punts	6-43.3	4-38.8
Fumbles-Lost	2-1	2-1
Penalties-Yards	3-32	7-50

INDIVIDUAL LEADERS

RUSHING - New England: Cunningham 8-34, Grogan 5-24, Johnson 5-14.
Miami: Nottingham 21-55, Malone 15-52, Bulaich 4-37, Morris 7-19, Moore 1-36.
PASSING - New England: Grogan 32-15-0, 188 yards, no TD.
Miami: Morrall 17-14-0, 135 yards, 1 TD; Strock 3-1-0, 5 yards, no TD.
RECEIVING - New England: Francis 5-80, Cunningham 5-50, Vataha 2-21, Johnson 2-21, McQuay 1-16. Miami: Bulaich 5-28, Twilley 3-48, Moore 1-20, Mandich 2-15, Solomon 2-11, Tillman 1-14, Malone 1-4.

MIAMI 31, BUFFALO 21

Miami, Dec. 7 — "Every time we want to go somewhere in the AFC East, it seems Miami is standing in the way," Bills Coach Lou Saban said before his team dropped its 12th consecutive game to the Dolphins. Third-string quarterback Don Strock answered his first NFL starting call by sparking the Dolphins to a 21-0 halftime bulge. Strock pegged two touchdown passes to Dolphin original Howard Twilley, and the QB also pranced four yards on a scoring sweep. "I'm as proud of this bunch as any I've coached," Coach Don Shula said. "That first half was a thing of beauty." The Bills fought determinedly to cut it to 24-21 after a 62-yard TD pass to O.J. Simpson, but Don Nottingham chugged 56 yards (with a block from Twilley) to set up the clinching TD by Norm Bulaich. Strock completed 11 straight passes in his debut. "That offensive line has got to be the best," Strock said. "I didn't get knocked down all night." The Bills gained 385 yards, tops by a '75 opponent, but missed the playoffs with an 8-6 mark.

Miami	7	14	3	7	—	31
Buffalo	0	0	14	7	—	21

Miami - Strock 4 run (Yepremian kick)
Miami - Twilley 8 pass from Strock (Yepremian kick)
Miami - Twilley 1 pass from Strock (Yepremian kick)
Buff - Simpson 14 run (Leyboldt kick)
Miami - FG Yepremian 20
Buff - Hill 31 pass from Ferguson (Leyboldt kick)
Buff - Simpson 62 pass from Ferguson (Leyboldt kick)
Miami - Bulaich 1 run (Yepremian kick)
A - 78,701 paid, 74,573 turnstile

First Downs	21	19
Rushes-Yards	29-130	44-197
Passing Yards	255	99
Total Yards	385	296
Passes	41-20-2	15-12-0
Punts	6-42.3	7-39.7
Fumbles-Lost	0-0	0-0
Penalties-Yards	7-99	7-75

INDIVIDUAL LEADERS

RUSHING - Buffalo: Simpson 18-96, Braxton 9-31, Ferguson 2-3.
Miami: Morris 21-93, Nottingham 9-87, Strock 3-15, Bulaich 6-1, Malone 5-1.
PASSING - Buffalo: Ferguson 41-20-2, 279 yards, 2 TD.
Miami: Strock 15-12-0, 99 yards, 2 TD.
RECEIVING - Buffalo: Simpson 8-117, Chandler 5-63, Hill 3-57, Seymour 2-22.
Miami: Twilley 3-26, Solomon 3-17, Nottingham 2-22, Moore 1-11, Tillman 1-16, Bulaich 2-7.

BALTIMORE 10, MIAMI 7

Baltimore, Dec. 14 — Toni Linhart booted a 31-yard field goal through an eerie fogbank and lifted the Colts to victory with 2:16 remaining in sudden-death overtime. The Colts had driven 82 yards to the Dolphin 14 in 17 plays including a 17-yard pass from Bert Jones to tight end Raymond Chester on 3rd-and-15. The nationally-televised battle for the AFC East championship was a scoreless duel at halftime, and the Dolphins gained a 7-0 edge on a three-yard sweep by Mercury Morris. But the Colts marched 86 yards to the tying TD with 5:30 to play when Lydell Mitchell swept six yards. Linhart had missed a 29-yard attempt in the second quarter, and Garo Yepremian missed to the left on 45-yard and 35-yard tries for the Dolphins. Quarterback Jones completed 23 of 39 passes for 232 yards and had none intercepted. In the two Dolphins-Colts meetings in '75, the Dolphins had seven turnovers and the Colts had none.

Miami	0	0	7	0	0	—	7
Baltimore	0	0	0	7	3	—	10
Miami - Morris 3 run (Yepremian kick)							
Balt - Mitchell 6 run (Linhart kick)							
Balt - FG Linhart 31							
A - 59,808 paid, 59,398 turnstile							

	Miami	Balt
First Downs	15	22
Rushes-Yards	43-192	46-146
Passing Yards	86	206
Total Yards	278	352
Passes	19-8-1	39-23-0
Punts	8-38-1	8-34-3
Fumbles-Lost	3-1	1-0
Penalties-Yards	7-54	6-67

INDIVIDUAL LEADERS

RUSHING - Miami: Morris 21-96, Nottingham 11-37, Bulaich 4-18, Malone 2-10, Strook 3-23, Moore 2-8. Balt: Mitchell 30-87, Jones 7-20, Olds 5-17, McCauley 3-17, Doughty 1-5.
PASSING - Miami: Strook 19-8-1, 97 yards, no TD. Balt: Jones 39-23-0, 232 yards, no TD.
RECEIVING - Miami: Moore 4-40, Nottingham 1-18, Solomon 1-17, Seiple 2-22. Balt: Chester 5-64, Mitchell 6-53, Carr 4-46, Doughty 3-30, McCauley 3-19, Olds 2-20.

MIAMI 14, DENVER 13

Miami, Dec. 20 — Faint hopes of a playoff berth were sustained by another Earl Morrall rescue and a blocked field goal by rookie Barry Hill on the final play. Morrall, the 20-year veteran quarterback, rallied the Dolphins from a 10-0 halftime deficit by directing touchdown drives of 76 and 80 yards. He whipped a 10-yard TD pass to leaping Howard Twilley, and a 20-yard pass to Nat Moore on third down led to the winning score — a one-yard plunge by Norm Bulaich with 1:14 remaining. Morrall accomplished this with a brace on his left knee and only 11 days after surgery for ligament damage. But the Broncos hustled to the Dolphin 18 in eight plays, and with :03 on the clock, Jim Turner attempted a 35-yard field goal. Hill lunged from Turner's right and smothered the kick, preserving the Dolphins' 10th victory and giving the Broncos a losing 6-8 record. Bronco running back Floyd Little retired as the seventh-leading rusher (6,323 yards) in NFL history.

Miami	0	0	7	7	—	14
Denver	3	7	0	3	—	13
Den - FG Turner 39						
Den - Odums fumble recovery of Lynch (Turner kick)						
Miami - Twilley 10 pass from Morrall (Yepremian kick)						
Den - FG Turner 39						
Miami - Bulaich 1 run (Yepremian kick)						
A - 56,187 paid, 43,064 turnstile						

	Denver	Miami
First Downs	21	16
Rushes-Yards	34-146	32-113
Passing Yards	206	90
Total Yards	352	203
Passes	27-19-0	17-10-0
Punts	3-41-3	6-39-3
Fumbles-Lost	1-0	0-0
Penalties-Yards	4-35	1-4

INDIVIDUAL LEADERS

RUSHING - Denver: Keyworth 15-71, Lynch 6-27, Ross 4-29, Little 8-20, Odums 1-(-1), Miami: Morris 14-48, Bulaich 7-26, Nottingham 5-19, Malone 4-5, Solomon 1-12, Ginn 1-3.
PASSING - Denver: Ramsey 27-19-0, 235 yards, no TD.
 Miami: Strook 6-4-0, 20 yards, no TD; Morrall 11-6-0, 88 yards, 1 TD.
RECEIVING - Denver: Odums 4-56, Keyworth 4-38, Ross 3-31, Moses 2-40, Lynch 2-35, Upchurch 1-7, Dolbin 1-11. Miami: Mandich 4-28, Solomon 2-45, Moore 1-20, Twilley 1-10, Bulaich 1-2, Nottingham 1-3.

1975 TACKLES AND ASSISTS

OAKLAND	3-5	4-8	4-5	3-6	6-2	7-4	7-2	6-4	1-0	0-0	2-0	0-4	3-5	3-4
at New England	2-2	2-3	9-3	4-0	2-3	3-1	6-1	5-1	2-0	3-0	4-1	1-1	3-5	3-0
At Green Bay	11-3	4-3	4-3	2-1	7-3	1-2	3-2	0-4	1-0	1-1	1-0	1-2	5-1	1-1
PHILADELPHIA	5-6	5-6	4-4	6-2	1-1	4-2	5-6	4-1	1-2	2-1	DNP	3-7	1-2	1-3
At New York Jets	4-2	3-1	5-0	5-1	2-1	8-3	4-3	2-1	1-2	4-2	0-2	2-1	1-2	2-3
At Buffalo	10-9	5-5	4-6	2-4	6-5	5-0	3-8	3-0	2-2	0-0	0-2	4-3	4-2	3-1
At Chicago	5-2	4-1	DNP	5-1	2-0	1-4	8-3	7-0	2-1	3-2	4-1	2-2	2-2	4-1
NEW YORK JETS	6-7	2-4	7-2	5-6	1-2	7-2	5-5	2-1	2-1	2-0	2-3	4-1	2-2	4-0
at Houston	5-5	5-8	4-5	7-4	3-4	5-3	4-6	3-1	2-1	0-0	2-0	3-2	1-1	3-0
BALTIMORE	9-5	6-6	3-4	0-1	8-1	5-4	IR	6-4	2-2	6-2	5-4	0-3	0-2	0-0
NEW ENGLAND	2-6	2-2	1-0	6-2	2-1	4-2	IR	3-2	7-3	4-2	1-2	0-1	0-0	0-0
BUFFALO	4-6	4-2	3-8	1-1	2-6	2-3	IR	3-3	10-5	7-2	3-3	1-0	2-1	1-0
At Baltimore	11-11	7-4	5-2	5-3	5-7	2-1	IR	6-5	7-5	9-2	6-2	0-1	4-2	2-2
DENVER	13-5	3-2	0-0	2-1	4-0	4-7	IR	5-1	1-3	9-3	3-3	3-1	2-3	2-1
TOTALS	90-74	55-54	53-42	53-33	51-36	58-38	45-36	55-33	41-29	49-18	33-23	24-29	28-25	29-17
	164	109	95	86	87	96	81	88	70	67	56	53	53	46

OPPONENTS' FUMBLE RECOVERIES (9) — Den Herder 2, Andrews, Babb, Crowder, Foley, Johnson, Reese, Scott.
 QUARTERBACK SACKS (40) — Den Herder 11, Crowder 7%, Reese 7%, Stanfill 6%, Matheson 2, Andrews 1%, Johnson, Kolen.
 Rhone, Swift.
 BLOCKED KICKS — Den Herder FG, Punt, Hill FG, Reese FG

1975 RUSHING GAME-BY-GAME

	Morris	Nottingham	Bulaich	Malone	Solomon	Ginn	Moore	Griese	Team Total	Opponent Total
Oakland	17-65	4-6	11-44						33-118	45-159
at New England	14-47	16-120	8-11				1-3	0-0	43-210	33-78
at Green Bay	31-125	21-102	2-1					4-32	58-281*	23-104
Philadelphia	19-61	14-73	11-74		1-34		1-7	1-8	45-207	24-100
at New York Jets	16-114	11-36	8-16			DNP		1-(-1)	51-261*	23-109
at Buffalo	20-124	15-61	4-43			12-66	1-3	1-5	45-229	33-128
at Chicago	13-33	10-25	2-5			2-2		4-3	41-123*	24-93
New York Jets	4-9	12-37	2-10	6-45		6-11		2-(-6)	35-147	31-169
at Houston	9-6	8-13	6-9	13-60	1-6			2-6	38-114	43-180
Baltimore	13-35	11-47	2-14	12-38	1-35		1-11	1-2	48-199	21-72
New England	7-19	21-55	4-37	8-9			1-36	1-10	44-197*	29-130
Buffalo	21-93	9-87	6-1	15-52				DNP	43-192*	46-146
at Baltimore	21-96	11-37	4-18	2-10			2-8	DNP	32-113	34-146
Denver	14-48	5-19	7-26	4-5	1-12	1-3	8-69	17-59	594-2500	444-1761
TOTALS	219-875	168-718	78-309	65-220	4-87	21-78				

*Miscellaneous: Seiple 1-4 at Green Bay; Morrall 2-21 at NY Jets, 2-12 vs. Baltimore; Winfrey 2-10 at Chicago, 1-0 vs. NY Jets; Strook 3-15 vs. Buffalo, 3-23 at Baltimore.

BEST 1975 PERFORMANCE: Mercury Morris, 31-125 at Green Bay (10-5-75); ALL-TIME RECORD: Mercury Morris, 15-197 vs. New England (9-30-73)

LONGEST 1975 RUN: Don Nottingham, 56 yards vs. Buffalo (12-7-75); ALL-TIME RECORD: Mercury Morris, 70 yards TD vs. New England (9-30-73) and 70 yards at Cleveland (10-15-73)

1975 RECEIVING GAME-BY-GAME

	Moore	Bulaich	Twilley	Solomon	Mandich	Seiple	Nottingham	Tillman	Team Total	Opponent Total
Oakland	5-85	4-28	2-35		3-33				15-191*	8-108
at New England	2-8	1-7	5-76						9-89	9-127
at Green Bay	3-44						1-2		7-133	13-123
Philadelphia	6-89	1-1	2-22	1-58	1-3	2-26	1-5		15-137	18-192
at New York Jets	1-53	2-12	3-24	1-9	1-32	2-8	2-5		13-179*	8-96
at Buffalo	4-42	2-37		5-61	1-5	1-6	1-15	2-19	13-151	20-221
at Chicago	4-113	5-39	1-29	1-58	2-28				15-316*	19-217
New York Jets	4-102	2-66	2-41	1-14					9-223	11-140
at Houston	3-59	4-28	2-55	3-24	6-69	3-22			21-257	11-111
Baltimore	1-19	3-21		1-16	1-4			1-11	8-76*	6-66
New England	1-20	5-28	3-48	2-11	2-15			1-14	15-140*	15-188
Buffalo	1-11	2-7	3-26	3-17			2-22	1-16	12-99	20-279
at Baltimore	4-40			1-17		2-22	1-18		8-97	23-232
Denver	1-20	1-2	1-10	2-45	4-28		1-3		10-108	19-235
TOTALS	40-705	32-276	24-366	22-339	21-217	10-84	9-66	5-60	170-2196	200-2335

*Miscellaneous: Morris 1-10 vs. Oakland, 1-5 vs. Baltimore; Ginn 2-15 at NY Jets, 1-6 at Chicago; Malone 1-43 at Chicago, 1-4 vs. New England.

BEST 1975 PERFORMANCE: Nat Moore, 4-113 at Chicago (11-2-75); ALL-TIME RECORD: Bo Roberson, 6-161 at Denver (12-4-66)

LONGEST 1975 RECEPTION: Nat Moore, 79 yards TD at Chicago (11-2-75); ALL-TIME RECORD: Paul Warfield, 86 yards TD vs. Pittsburgh (11-14-71)

STATISTICAL REVIEW

Dolphins 1975 Record 10-4-0

WEEKLY SCORES	TURNSTILE
Dolphins 21, OAKLAND 31	78,744
Dolphins 22, at New England 14	59,967
Dolphins 31, at Green Bay 7	55,396
Dolphins 24, PHILADELPHIA 16	60,127
Dolphins 43, at N.Y. Jets 0	47,191
Dolphins 35, at Buffalo 30	79,080
Dolphins 46, at Chicago 13	51,298
Dolphins 27, NEW YORK JETS 7	72,896
Dolphins 19, at Houston 20	48,892
Dolphins 17, BALTIMORE 33	61,986
Dolphins 20, NEW ENGLAND 7	61,963
Dolphins 31, BUFFALO 21	74,573
Dolphins 7, at Baltimore 10	59,398
Dolphins 14, DENVER 13	43,064

TEAM STATISTICS

	Dolphins	Opponents
TOTAL FIRST DOWNS	266	224
By Rushing	136	92
By Passing	108	113
By Penalty	22	19
Third-Down Efficiency	88/191	75/197
TOTAL NET YARDS	4509	3789
Total Offensive Plays	896	858
Avg. Gain per Play	5.0	4.4
Avg. Gain per Game	322.1	270.6
NET YARDS RUSHING	2500	1768
Total Rushing Plays	594	443
Avg. Gain per Rush	4.2	4.0
Avg. Gain Rushing per Game	178.6	126.3
NET YARDS PASSING	2009	2021
Lost Attempting to Pass	23/187	40/314
Gross Yards Passing	2196	2335
Attempts/Completions	279/170	375/200
Per Cent Completed	60.9	53.3
Had Intercepted	17	21
Avg. Net Passing per Game	143.5	144.4
PUNTS/AVERAGE	65 38.6	72/40.0
PUNT RETURNS/AVERAGE	43/11.8	34/11.0
KICKOFF RETURNS/AVERAGE	40/23.7	65/23.8
MISC. RETURNS/YARDS	0/0	0/0
INTERCEPTIONS/AVG. RET	21/8.7	17/12.6
PENALTIES/YARDS	74/575	82/716
FUMBLES/BALL LOST	20/9	23/9
TOTAL POINTS	357	222
Avg. Points per Game	25.5	15.9
Touchdowns	46	27
By Rushing	26	14
By Passing	19	9
By Returns	1	4
Field Goals	13(of 16)	11(of 21)
Conversions	40(of 46)	25(of 27)

SCORE BY QUARTERS	1	2	3	4	OT	Total
Dolphins	44	116	99	98	0	357
Opponents	48	53	45	73	3	222

INDIVIDUAL STATISTICS

RUSHING

	Att.	Yds.	Avg.	LG	TD	High Game
Morris	219	875	4.0	49	4	125
Nottingham	168	718	4.3	56	12	120
Bulaich	78	309	4.0	30	5	74
Malone	65	220	3.4	20	3	60
Solomon	4	87	21.8	35	0	35
Ginn	21	78	3.7	14	0	66
Moore, N.	8	69	8.6	36	0	36
Griese	17	59	3.5	17	1	32
Strock	6	38	6.3	18	1	23
Morrall	4	33	8.3	16	0	12
Winfrey	3	10	3.3	5	0	10
Seiple	1	4	4.0	4	0	4
TOTAL	594	2500	4.2	56	26	
Opponents	443	1768	4.0	39	15	

PASSING

	Att.	Comp.	Yds.	Pct.	Avg. Att.	TD	Pct. TD	Int.	Pct. Int.	LG	Tkld.
Griese	191	118	1693	61.8	8.863	14	7.3	13	6.8	79t	16/131
Morrall	43	26	273	60.5	6.349	3	7.0	2	4.7	31	4/27
Strock	45	26	230	57.8	5.111	2	4.4	2	4.4	25	3/29
TOTAL	279	170	2196	60.9	7.9	19	6.8	17	6.1	79t	23/187
Opponents	375	200	2335	53.3	6.2	9	2.4	21	5.6	62t	40/314

RECEIVING

	No.	Yds.	Avg.	LG	TD	High Game
Moore, N.	40	705	17.6	79t	4	4-113
Bulaich	32	276	8.6	59t	5	2-66
Twilley	24	366	15.3	32	4	5-76
Solomon	22	339	15.4	58t	2	5-61
Mandich	21	217	10.3	32t	4	6-69
Seiple	10	84	8.4	15	0	2-26
Nottingham	9	66	7.3	18	0	2-22
Tillman	5	60	12.0	16	0	2-19
Ginn	3	21	7.0	8	0	2-15
Malone	2	47	23.5	43	0	1-43
Morris	2	15	7.5	10	0	1-10
TOTAL	170	2196	12.9	79t	19	
Opponents	200	2335	11.7	62t	9	

FIELD GOALS

	1-19	20-29	30-39	40-49	50+
Yeapremian	1-1	5-5	6-7	1-2	0-1
Opponents	0-0	3-5	4-6	4-10	0-0

PUNTING

	No.	Yds.	Avg.	LG	Bk.
Seiple	65	2506	38.6	61	0
Opponents	72	2880	40.0	57	1

INTERCEPTIONS

	No.	Yds.	Avg.	LG	TD
Scott.....	6	60	10.0	38	0
Johnson.....	4	41	10.3	17	0
Babb.....	4	18	4.5	18	0
Matheson.....	3	32	10.7	22	0
Rhone.....	2	2	1.0	2	0
Towle.....	1	16	16.0	16	0
Kolen.....	1	14	14.0	14	0
TOTAL.....	21	183	8.7	38	0
Opponents.....	17	214	12.6	50	1

KICKOFF RETURNS

	No.	Yds.	Avg.	LG	TD
Solomon.....	17	348	20.5	31	0
Moore, N.....	9	243	27.0	42	0
Ginn.....	9	235	26.1	39	0
Nottingham.....	3	80	26.7	27	0
Winfrey.....	1	25	25.0	25	0
Malone.....	1	18	18.0	18	0
TOTAL.....	40	949	23.7	42	0
Opponents.....	65	1549	23.8	102t	1


PUNT RETURNS

	No.	FC	Yds.	Avg.	LG	TD
Solomon.....	26	3	320	12.3	50t	1
Moore, N.....	8	2	80	10.0	29	0
Babb.....	7	4	95	13.6	46	0
Scott.....	1	0	10	10.0	10	0
Ginn.....	1	0	4	4.0	4	0
TOTAL.....	43	9	509	11.8	50t	1
Opponents.....	34	7	373	11.0	83t	1

SCORING

	TDR	TDP	TDRt	FG	PAT	TP
Yepremian.....	—	—	—	13-16	40-46	79
Nottingham.....	12	—	—	—	—	72
Bulaich.....	5	5	—	—	—	60
Twilley.....	—	4	—	—	—	24
Moore, N.....	—	4	—	—	—	24
Mandich.....	—	4	—	—	—	24
Morris.....	4	—	—	—	—	24
Solomon.....	—	2	1	—	—	18
Malone.....	3	—	—	—	—	18
Griese.....	1	—	—	—	—	6
Strock.....	1	—	—	—	—	6
Reese (Safety).....	—	—	—	—	—	2
TOTAL.....	26	19	1	13	40	357
Opponents.....	15	9	3	11	25	222*

*Includes two-point safety



10-Year Summary

YEAR-BY-YEAR SCORES

1966 (3-11)		
9/2	L	14-23 OAKLAND.....26,776
9/9	L	14-19 NEW YORK JETS34,402
9/18	L	24-58 at Buffalo37,546
10/2	L	10-44 at San Diego26,444
10/9	L	10-21 at Oakland30,787
10/16	W	24-7 DENVER23,393
10/23	W	20-13 at Houston23,173
11/6	L	0-29 BUFFALO37,177
11/13	L	16-34 at Kansas City34,063
11/20	L	13-30 at New York Jets58,664
11/27	L	14-20 NEW ENGLAND.....22,754
12/4	L	7-17 at Denver32,592
12/11	L	18-19 KANSAS CITY17,884
12/18	W	29-28 HOUSTON20,045

1967 (4-10)		
9/17	W	35-21 DENVER29,381
9/24	L	0-24 KANSAS CITY36,272
10/1	L	7-29 at New York Jets61,240
10/8	L	0-41 at Kansas City45,291
10/15	L	10-41 at New England.....23,955
10/22	L	14-33 NEW YORK JETS30,049
11/5	L	13-35 at Buffalo31,622
11/12	L	0-24 at San Diego34,761
11/19	L	17-31 at Oakland37,295
11/26	W	17-14 BUFFALO27,050
12/3	L	14-17 at Houston20,979
12/10	W	41-24 SAN DIEGO23,007
12/17	W	41-32 NEW ENGLAND.....25,969
12/23	L	10-41 HOUSTON31,121

1968 (5-8-1)		
9/14	L	10-24 HOUSTON40,067
9/21	L	21-47 OAKLAND30,021
9/28	L	3-48 KANSAS CITY28,501
10/6	W	24-7 at Houston36,109
10/12	T	14-14 BUFFALO28,559
10/20	W	24-22 at Cincinnati.....25,936
10/27	L	14-21 at Denver44,115
11/3	L	28-34 at San Diego37,281
11/10	W	21-17 at Buffalo28,759
11/17	L	21-38 CINCINNATI31,747
11/24	W	34-10 at New England.....18,305
12/1	L	17-35 at New York Jets61,766
12/8	W	38-7 NEW ENGLAND.....24,242
12/15	L	7-31 NEW YORK JETS32,843

1969 (3-10-1)		
9/14	L	21-27 at Cincinnati.....25,335
9/20	L	17-20 at Oakland50,277
9/28	L	10-22 at Houston41,086
10/4	T	20-20 OAKLAND35,614
10/11	L	14-21 SAN DIEGO34,585
10/19	L	10-17 at Kansas City49,809
10/26	W	24-6 BUFFALO39,837
11/2	L	31-34 at New York Jets61,761
11/9	W	17-16 at New England.....19,821
11/16	L	3-28 at Buffalo32,868
11/23	L	7-32 HOUSTON27,218
11/30	L	23-38 NEW ENGLAND (TAMPA).....32,121
12/7	W	27-24 DENVER25,332
12/14	L	9-27 NEW YORK JETS48,108

1970 (10-4)		
9/20	L	14-27 at New England.....32,607
9/27	W	20-10 at Houston39,840
10/3	W	20-13 OAKLAND57,140
10/10	W	20-6 at New York Jets62,712
10/18	W	33-14 at Buffalo41,312
10/25	L	0-28 CLEVELAND75,313
11/1	L	0-35 at Baltimore60,240
11/8	L	17-24 at Philadelphia.....58,171
11/15	W	21-10 NEW ORLEANS.....42,866
11/22	W	34-17 BALTIMORE67,699
11/30	W	20-7 at Atlanta54,036
12/6	W	37-20 NEW ENGLAND.....51,032
12/13	W	16-10 NEW YORK JETS75,099
12/20	W	45-7 BUFFALO70,990

American Conference Playoff		
12/2	L	14-21 at Oakland54,401

1971 (10-3-1)			Paid
9/19	T	10-10 at Denver50,499	
9/26	W	29-14 at Buffalo44,626	
10/3	L	10-14 NEW YORK JETS67,161	
10/10	W	23-13 at Cincinnati.....59,090	
10/17	W	41-3 NEW ENGLAND.....56,222	
10/24	W	30-14 at New York Jets61,170	
10/31	W	20-14 at Los Angeles68,386	
11/7	W	34-0 BUFFALO57,748	
11/14	W	24-21 PITTSBURGH63,178	
11/21	W	17-14 BALTIMORE73,063	
11/29	W	34-3 CHICAGO73,071	
12/5	L	13-34 at New England.....60,110	
12/11	L	3-14 at Baltimore59,293	
12/19	W	27-6 GREEN BAY74,215	

American Conference Playoff		
12/25	W	27-24 at Kansas City (2 ot)50,374

American Conference Championship		
1/2	W	21-0 BALTIMORE78,629

Super Bowl VI at New Orleans		
1/16	L	3-24 DALLAS81,035

1972 (14-0)			Paid
9/17	W	20-10 at Kansas City78,736	
9/24	W	34-13 HOUSTON75,069	
10/1	W	16-14 at Minnesota.....45,766	
10/8	W	27-17 at New York Jets61,720	
10/15	W	24-10 SAN DIEGO78,212	
10/22	W	24-23 BUFFALO78,175	
10/29	W	23-0 at Baltimore59,303	
11/5	W	30-16 at Buffalo45,659	
11/12	W	52-0 NEW ENGLAND.....78,148	
11/19	W	28-24 NEW YORK JETS78,166	
11/27	W	31-10 ST. LOUIS78,190	
12/3	W	37-21 at New England.....60,144	
12/10	W	23-13 at New York Giants.....62,728	
12/16	W	16-0 BALTIMORE78,202	

American Conference Playoff		
12/24	W	20-14 CLEVELAND80,010

American Conference Championship		
12/31	W	21-17 at Pittsburgh50,350

Super Bowl VII at Los Angeles		
1/14	W	14-7 Washington90,182

1973 (12-2)				Turnstile
9/16	W	21-13	SAN FRANCISCO	68,275
9/23	L	7-12	at Oakland	74,121
9/30	W	44-23	NEW ENGLAND	62,508
10/7	W	31-3	NEW YORK JETS	63,850
10/15	W	17-9	at Cleveland	72,070
10/21	W	27-6	BUFFALO	65,241
10/28	W	30-14	at New England	57,617
11/4	W	24-14	at New York Jets	57,591
11/11	W	44-0	BALTIMORE	60,332
11/18	W	17-0	at Buffalo	77,138
11/22	W	14-7	at Dallas	58,089
12/3	W	30-26	PITTSBURGH	68,901
12/9	L	3-16	at Baltimore	41,005
12/15	W	34-7	DETROIT	53,375

American Conference Playoff

12/23	W	34-16	CINCINNATI	75,770
-------	---	-------	------------	--------

American Conference Championship

12/30	W	27-10	OAKLAND	75,105
-------	---	-------	---------	--------

Super Bowl VIII at Houston

1/13	W	24-7	Minnesota	68,142
------	---	------	-----------	--------

1974 (11-3)				Turnstile
9/15	L	24-34	at New England	55,006
9/22	W	24-16	at Buffalo	78,990
9/29	W	28-21	at San Diego	44,706
10/7	W	21-17	NEW YORK JETS	61,527
10/13	L	17-20	at Washington	54,395
10/20	W	9-3	KANSAS CITY	67,779
10/27	W	17-7	BALTIMORE	65,868
11/3	W	42-7	ATLANTA	64,399
11/10	W	21-0	at New Orleans	74,289
11/17	W	35-28	BUFFALO	69,313
11/24	L	14-17	at New York Jets	57,162
12/2	W	24-3	CINCINNATI	71,962
12/8	W	17-16	at Baltimore	34,420
12/15	W	34-27	NEW ENGLAND	56,920

American Conference Playoff

12/21	L	26-28	at Oakland	54,020
-------	---	-------	------------	--------

1975 (10-4)				Turnstile
9/22	L	21-31	OAKLAND	78,744
9/28	W	22-14	at New England	59,967
10/5	W	31-7	at Green Bay	55,396
10/12	W	24-16	PHILADELPHIA	60,127
10/19	W	43-0	at New York Jets	47,191
10/26	W	35-30	at Buffalo	79,080
11/2	W	46-13	at Chicago	51,298
11/9	W	27-7	NEW YORK JETS	72,896
11/16	L	19-20	at Houston	48,892
11/23	L	17-33	BALTIMORE	61,986
12/1	W	20-7	NEW ENGLAND	61,963
12/7	W	31-21	BUFFALO	74,573
12/14	L	7-10	at Baltimore	59,398
12/20	W	14-13	DENVER	43,064

ALL-TIME DOLPHIN WON-LOSS RECORDS

(includes postseason games)

Team	W	L	T	Pct.	Pts	Opp	Last Met
Atlanta	2	0	0	1.000	62	14	1974
Baltimore	8	5	0	.615	219	162	1975
Buffalo	15	4	1	.775	480	376	1975
Chicago	2	0	0	1.000	80	16	1975
Cincinnati	4	2	0	.667	147	119	1974
Cleveland	2	1	0	.667	37	51	1973
Dallas	1	1	0	.500	17	31	1973
Denver	4	2	1	.642	131	113	1975
Detroit	1	0	0	1.000	34	7	1973
Green Bay	2	0	0	1.000	58	13	1975
Houston	5	6	0	.455	197	227	1975
Kansas City	3	6	0	.333	103	220	1974
Los Angeles	1	0	0	1.000	20	14	1971
Minnesota	2	0	0	1.000	40	21	1973
New England	13	6	0	.684	545	388	1975
New Orleans	2	0	0	1.000	42	10	1974
New York Giants	1	0	0	1.000	23	13	1972
New York Jets	10	10	0	.500	403	381	1975
Oakland	2	9	1	.208	214	277	1975
Philadelphia	1	1	0	.500	41	40	1975
Pittsburgh	3	0	0	1.000	75	64	1973
St. Louis	1	0	0	1.000	31	10	1972
San Diego	3	4	0	.429	145	178	1974
San Francisco	1	0	0	1.000	21	13	1973
Seattle	0	0	0	.000	0	0	—
Tampa Bay	0	0	0	.000	0	0	—
Washington	1	1	0	.500	31	27	1974
TOTALS	90	58	3	.606	3199	2782	

HOME RECORD

	W	L	T	Pct.
1966	2	5	0	.286
1967	4	3	0	.571
1968	1	5	1	.250
1969	2	4	1	.375
1970	6	1	0	.857
1971	7	1	0	.875
1972	8	0	0	1.000
1973	9	0	0	1.000
1974	7	0	0	1.000
1975	5	2	0	.714

ROAD RECORD

	W	L	T	Pct.
1966	1	6	0	.143
1967	0	7	0	.000
1968	4	3	0	.571
1969	1	6	0	.143
1970	4	4	0	.500
1971	5	2	1	.687
1972	8	0	0	1.000
1973	5	2	0	.714
1974	4	4	0	.500
1975	5	2	0	.714

10-YEAR TOTALS

	W	L	T	Pct.
Home Games	51	22	2	.703
Road Games	37	36	1	.507
Super Bowls	2	1	0	.667
	90	58	3	.606

REGULAR SEASON ONLY

	W	L	T	Pct.
Home Games	47	21	2	.686
Road Games	35	34	1	.507
	82	55	3	.596

ALL-OPPONENTS SCORES

MIAMI 2, ATLANTA 0

1970 — Miami 20, at Atlanta 7
1974 — at Miami 42, Atlanta 7

MIAMI 8, BALTIMORE 5

1970 — at Baltimore 35, Miami 0
at Miami 34, Baltimore 17
1971 — at Miami 17, Baltimore 14
at Baltimore 14, Miami 3
**at Miami 21, Baltimore 0
1972 — Miami 23, at Baltimore 0
at Miami 16, Baltimore 0
1973 — at Miami 44, Baltimore 0
at Baltimore 16, Miami 3
1974 — at Miami 17, Baltimore 7
Miami 17, at Baltimore 16
1975 — Baltimore 33, at Miami 17
at Baltimore 10, Miami 7

MIAMI 15, BUFFALO 4 (1 tie)

1966 — at Buffalo 58, Miami 24
Buffalo 29, at Miami 0
1967 — at Buffalo 35, Miami 13
at Miami 17, Buffalo 14
1968 — at Miami 14, Buffalo 14
Miami 21, at Buffalo 17
1969 — at Miami 24, Buffalo 6
at Buffalo 28, Miami 3
1970 — Miami 33, at Buffalo 14
at Miami 45, Buffalo 7
1971 — Miami 29, at Buffalo 14
at Miami 34, Buffalo 0
1972 — at Miami 24, Buffalo 23
Miami 30, at Buffalo 16
1973 — at Miami 27, Buffalo 6
Miami 17, at Buffalo 0
1974 — Miami 24, at Buffalo 16
at Miami 35, Buffalo 28
1975 — Miami 35, at Buffalo 30
at Miami 31, Buffalo 21

MIAMI 2, CHICAGO 0

1971 — at Miami 34, Chicago 3
1975 — Miami 46, at Chicago 13

MIAMI 4, CINCINNATI 2

1968 — Miami 24, at Cincinnati 22
Cincinnati 38, at Miami 21
1969 — at Cincinnati 27, Miami 21
1971 — Miami 23, at Cincinnati 13
1973 — *at Miami 34, Cincinnati 16
1974 — at Miami 24, Cincinnati 3

MIAMI 2, CLEVELAND 1

1970 — Cleveland 28, at Miami 0
1972 — *at Miami 20, Cleveland 14
1973 — Miami 17, at Cleveland 9

MIAMI 1, DALLAS 1

1971 — ***Dallas 24, Miami 3
1973 — Miami 14, at Dallas 7

MIAMI 4, DENVER 2 (1 tie)

1966 — at Miami 24, Denver 7
at Denver 17, Miami 7
1967 — at Miami 35, Denver 21
1968 — at Denver 21, Miami 14
1969 — at Miami 27, Denver 24
1971 — Miami 10, at Denver 10
1975 — at Miami 14, Denver 13

MIAMI 1, DETROIT 0

1973 — at Miami 34, Detroit 7

MIAMI 2, GREEN BAY 0

1971 — at Miami 27, Green Bay 6
1975 — Miami 31, at Green Bay 7

HOUSTON 6, MIAMI 5

1966 — Miami 20, at Houston 13
at Miami 29, Houston 28
1967 — at Houston 17, Miami 14
Houston 41, at Miami 10
1968 — Houston 24, at Miami 10
Miami 24, at Houston 7
1969 — at Houston 22, Miami 10
Houston 32, at Miami 7
1970 — Miami 20, at Houston 10
1972 — at Miami 34, Houston 13
1975 — at Houston 20, Miami 19

KANSAS CITY 6, MIAMI 3

1966 — at Kansas City 34, Miami 16
Kansas City 19, at Miami 18
1967 — Kansas City 24, at Miami 0
at Kansas City 41, Miami 0
1968 — Kansas City 48, at Miami 3
1969 — at Kansas City 17, Miami 10
1971 — *Miami 27, at Kansas City 24
1972 — Miami 20, at Kansas City 10
1974 — at Miami 9, Kansas City 3

MIAMI 1, LOS ANGELES 0

1971 — Miami 20, at Los Angeles 14

MIAMI 2, MINNESOTA 0

1972 — Miami 16, at Minnesota 14
1973 — ***Miami 24, Minnesota 7

MIAMI 13, NEW ENGLAND 6

1966 — New England 20, at Miami 14
1967 — at New England 41, Miami 10
Miami 41, at New England 32
1968 — Miami 34, at New England 10
at Miami 38, New England 7
1969 — Miami 17, at New England 16
New England 38, Miami 23 (Tampa)
1970 — at New England 27, Miami 14
at Miami 37, New England 20
1971 — at Miami 41, New England 3
at New England 34, Miami 13
1972 — at Miami 52, New England 0
Miami 37, at New England 21
1973 — at Miami 44, New England 23
Miami 30, at New England 14
1974 — at New England 34, Miami 24
at Miami 34, New England 27
1975 — Miami 22, at New England 14
at Miami 20, New England 7

MIAMI 2, NEW ORLEANS 0

1970 — at Miami 21, New Orleans 10
1974 — Miami 21, at New Orleans 0

MIAMI 1, NY GIANTS 0

1972 — Miami 23, at NY Giants 13



MIAMI 10, NEW YORK JETS 10

1966 — NY Jets 19, at Miami 14
at NY Jets 30, Miami 13
1967 — at NY Jets 29, Miami 7
NY Jets 33, at Miami 14
1968 — at NY Jets 35, Miami 17
NY Jets 31, at Miami 7
1969 — at NY Jets 34, Miami 31
NY Jets 27, at Miami 9
1970 — Miami 20, at NY Jets 6
at Miami 16, NY Jets 0
1971 — NY Jets 14, at Miami 10
Miami 30, at NY Jets 14
1972 — Miami 27, at NY Jets 17
at Miami 28, NY Jets 24
1973 — at Miami 31, NY Jets 3
Miami 24, at NY Jets 14
1974 — at Miami 21, NY Jets 17
at NY Jets 17, Miami 14
1975 — Miami 43, at NY Jets 0
at Miami 27, NY Jets 7

OAKLAND 9, MIAMI 2 (1 tie)

1966 — Oakland 23, at Miami 14
at Oakland 21, Miami 10
1967 — at Oakland 31, Miami 17
1968 — Oakland 47, at Miami 21
1969 — at Oakland 20, Miami 17
at Miami 20, Oakland 20
1970 — at Miami 20, Oakland 13
*at Oakland 21, Miami 14
1973 — at Oakland 12, Miami 7
**at Miami 27, Oakland 10
1974 — *at Oakland 28, Miami 26
1975 — Oakland 31, at Miami 21

MIAMI 1, PHILADELPHIA 1

1970 — at Philadelphia 24, Miami 17
1975 — at Miami 24, Philadelphia 16

MIAMI 3, PITTSBURGH 0

1971 — at Miami 24, Pittsburgh 21
1973 — **Miami 21, at Pittsburgh 17
1973 — at Miami 30, Pittsburgh 26

MIAMI 1, ST. LOUIS 0

1972 — at Miami 31, St. Louis 10

SAN DIEGO 4, MIAMI 3

1966 — at San Diego 44, Miami 10
1967 — at San Diego 24, Miami 0
at Miami 41, San Diego 24
1968 — at San Diego 34, Miami 28
1969 — San Diego 21, at Miami 14
1972 — at Miami 24, San Diego 10
1974 — Miami 28, at San Diego 21

MIAMI 1, SAN FRANCISCO 0

1973 — at Miami 21, San Francisco 13

MIAMI 1, WASHINGTON 1

1972 — ***Miami 14, Washington 7
1974 — at Washington 20, Miami 17

*AFC Semifinal

**AFC Championship

***Super Bowl

PRESEASON RESULTS

1966 (0-4)

8/6	L	10-38	at San Diego	25,712
8/12	L	0-33	Kansas City	36,366
8/20	L	14-31	New York Jets (Jacksonville)	11,508
8/24	L	16-28	Denver (Memphis)	18,106

1967 (2-3)

7/29	W	19-2	Denver (Akron)	7,000
8/5	W	10-7	Buffalo (Memphis)	21,200
8/12	L	19-20	San Diego	35,871
8/19	L	17-27	Atlanta	50,822
9/2	L	17-20	New Orleans (Charleston, S.C.)	11,214

1968 (2-2-1)

8/11	T	28-28	Buffalo (Rochester)	11,200
8/17	W	23-7	Philadelphia	41,010
8/23	L	17-19	New England (Jacksonville)	15,003
8/31	L	13-22	Baltimore	68,125
9/7	W	19-13	Atlanta	36,122

1969 (1-5)

8/2	L	10-45	Minnesota (Tampa)	37,219
8/9	L	10-16	Chicago	51,116
8/16	L	10-14	Philadelphia	32,733
8/23	L	21-28	at Cincinnati	25,122
8/30	L	10-23	Baltimore	56,665
9/6	W	13-0	New England (Birmingham, Ala.)	18,000

1970 (4-2)

8/8	W	16-10	Pittsburgh (Jacksonville)	13,407
8/15	W	20-10	Cincinnati	60,460
8/22	W	17-7	San Francisco	58,745
8/29	W	20-13	Baltimore	76,712
9/5	L	21-26	Washington (Tampa)	37,151
9/12	L	17-20	Atlanta	50,259

1971 (2-3-1)

8/7	L	10-27	Cincinnati	64,005
8/13	T	17-17	San Francisco	57,008
8/21	L	7-10	Green Bay (Milwaukee)	46,464
8/28	W	28-24	Detroit	59,567
9/4	W	27-10	Washington	57,173
9/11	L	0-24	at Minnesota	45,880

1972 (3-3)

8/5	L	23-31	at Detroit	53,194
8/12	L	13-14	Green Bay	73,525
8/19	W	35-17	at Cincinnati	55,808
8/25	W	24-10	Atlanta	73,470
8/31	L	24-27	at Washington	52,098
9/10	W	19-17	Minnesota	75,826

1973 (3-2-1)

8/4	W	14-13	Cincinnati	68,393
8/11	W	14-13	New Orleans	70,337
8/18	T	9-9	Chicago	68,922
8/24	W	17-14	Los Angeles	70,654
8/31	L	17-20	at Minnesota	47,900
9/6	L	23-26	at Dallas	61,378

1974 (4-2)

8/3	L	13-19	at Cincinnati	32,839
8/10	W	45-20	New Orleans	41,524
8/19	W	21-9	Minnesota	58,144
8/24	L	13-31	at Los Angeles	64,663
8/30	W	21-10	Green Bay	54,666
9/7	W	30-7	at Chicago	47,158

1975 (5-1)

8/9	W	7-3	Cincinnati	55,567
8/16	W	20-14	Detroit	52,923
8/23	W	20-10	at New Orleans	59,646
9/1	L	7-20	at Minnesota	47,544
9/6	W	21-10	Chicago	51,861
9/13	W	31-13	New York Giants	52,835

PRESEASON WON-LOSS RECORDS

Team	W	L	T	Pct.	Pts.	Opp.
New York Giants	1	0	0	1.000	31	13
Pittsburgh	1	0	0	1.000	16	10
Buffalo	1	0	1	.750	38	35
San Francisco	1	0	1	.750	34	24
New Orleans	3	1	0	.750	96	63
Detroit	2	1	0	.667	71	69
Chicago	2	1	1	.625	70	42
Cincinnati	4	3	0	.571	120	117
Atlanta	2	2	0	.500	77	70
Denver	1	1	0	.500	35	30
New England	1	1	0	.500	30	19
Philadelphia	1	1	0	.500	33	21
Los Angeles	1	1	0	.500	30	45
Minnesota	2	4	0	.333	74	135
Baltimore	1	2	0	.333	43	58
Washington	1	2	0	.333	72	63
Green Bay	1	2	0	.333	41	34
Kansas City	0	1	0	.000	0	33
New York Jets	0	1	0	.000	14	31
San Diego	0	2	0	.000	29	58
Dallas	0	1	0	.000	23	26
TOTALS	26	27	3	.467	977	996

DOLPHIN PLAYOFF HISTORY



1970 AFC PLAYOFF OAKLAND 21, MIAMI 14 Dec. 27 at Oakland

Miami	0	7	0	7	—	14
Oakland	0	7	7	7	—	21

Miami — Warfield 16 pass from Griese (Yepremian kick)
Oak — Biletnikoff 22 pass from Lamonica (Blanda kick)
Oak — Brown 50 interception (Blanda kick)
Oak — Sherman 82 pass from Lamonica (Blanda kick)
Miami — W. Richardson 7 pass from Griese (Yepremian kick)

INDIVIDUAL LEADERS

RUSHING — Oakland: Hubbard 18-58, Smith 9-37, Dixon 8-31.
Miami: Klieck 14-64, Morris 8-29, Csonka 10-23.
PASSING — Oakland: Lamonica 16-8-0, 187 yards, 2 TD.
Miami: Griese 27-13-1, 155 yards, 2 TD.
RECEIVING — Oakland: Biletnikoff 3-46, Chester 2-47, Sherman 1-82. Miami: Warfield 4-62, Klieck 4-34, W. Richardson 2-30, Twilley 1-14.

1971 AFC PLAYOFF MIAMI 27, KANSAS CITY 24 Dec. 25 at Kansas City

Miami	0	10	7	7	0	3	—	27
Kansas City	10	0	7	7	0	0	—	24

KC — FG Stenerud 24
KC — Podolak 7 pass from Dawson (Stenerud kick)
Miami — Csonka 1 run (Yepremian kick)
Miami — FG Yepremian 14
KC — Otis 1 run (Stenerud kick)
Miami — Klieck 1 run (Yepremian kick)
KC — Podolak 3 run (Stenerud kick)
Miami — Fleming 5 pass from Griese (Yepremian kick)
Miami — FG Yepremian 37

INDIVIDUAL LEADERS

RUSHING — Kansas City: Hayes 22-100, Podolak 17-85. Miami: Csonka 24-86, Klieck 15-56, Griese 2-9.
PASSING — Kansas City: Dawson 26-18-2, 246 yards, 1 TD; Podolak 1-0-0. Miami: Griese 35-20-2, 263 yards, 1 TD.
RECEIVING — Kansas City: Podolak 8-110, Wright 3-104, Taylor 3-12. Miami: Warfield 7-140, Twilley 5-58, Fleming 4-37, Mandich 1-4, Klieck 3-24.

1971 AFC CHAMPIONSHIP

MIAMI 21, BALTIMORE 0

Jan. 2, 1972 at Miami

Miami	7	0	7	7	—	21
Baltimore	0	0	0	0	—	0

Miami — Warfield 75 pass from Griese (Yepremian kick)
Miami — Anderson 62 interception (Yepremian kick)
Miami — Csonka 5 run (Yepremian kick)

INDIVIDUAL LEADERS

RUSHING — Baltimore: McCauley 15-50, Nottingham 11-33, Nowatzke 2-5. Miami: Klieck 18-66, Csonka 15-63, Griese 1-12.
PASSING — Baltimore: Unitas 36-20-3, 224 yards, no TD.
Miami: Griese 8-4-1, 158 yards, 1 TD.
RECEIVING — Baltimore: Hinton 6-98, Nottingham 4-26, Perkins 3-18. Miami: Warfield 2-125, Twilley 2-33.

SUPER BOWL VI

DALLAS 24, MIAMI 3

Jan. 16, 1972 at New Orleans

Miami	0	3	0	0	—	3
Dallas	3	7	7	7	—	24

Dallas — FG Clark 9
Dallas — Alworth 7 pass from Staubach (Clark kick)
Miami — FG Yepremian 31
Dallas — D. Thomas 3 run (Clark kick)
Dallas — Ditka 7 pass from Staubach (Clark kick)

INDIVIDUAL LEADERS

RUSHING — Miami: Csonka 9-40, Klieck 10-40, Griese 1-0.
Dallas: D. Thomas 19-95, Garrison 14-74, Hill 7-25.
PASSING — Miami: Griese 23-12-1, 134 yards, no TD. Dallas: Staubach 19-12-0, 119 yards, 2 TD.
RECEIVING — Miami: Warfield 4-39, Klieck 3-21, Csonka 2-18, Twilley 1-20, Fleming 1-27, Mandich 1-9. Dallas: D. Thomas 3-17, Alworth 2-28, Hayes 2-23, Garrison 2-11.

1972 AFC PLAYOFF MIAMI 20, CLEVELAND 14 Dec. 24 at Miami

Miami	10	0	0	10	—	20
Cleveland	0	0	7	7	—	14

Miami — Babb 5 run with blocked punt (Yepremian kick)
Miami — FG Yepremian 40
Cleve — Phipps 5 run (Cockroft kick)
Miami — FG Yepremian 46
Cleve — Hooker 27 pass from Phipps (Cockroft kick)
Miami — Klieck 8 run (Yepremian kick)

INDIVIDUAL LEADERS

RUSHING — Cleveland: Scott 16-94, Phipps 8-47, Brown 4-13, Kelly 4-4. Miami: Morris 15-72, Klieck 14-50, Warfield 2-41, Csonka 12-32.
PASSING — Cleveland: Phipps 23-9-5, 131 yards, 1 TD. Miami: Morrall 13-6-0, 88 yards, no TD.
RECEIVING — Cleveland: Scott 4-30, Hooker 3-53, Kelly 1-27. Miami: Warfield 2-50, Twilley 3-33, Klieck 1-5.

1972 AFC CHAMPIONSHIP

MIAMI 21, PITTSBURGH 17

Dec. 31 at Pittsburgh

Miami	0	7	7	7	—	21
Pittsburgh	7	0	3	7	—	17

Pitt — Mullins fumble recovery in end zone (Gerela kick)
 Miami — Csonka 9 pass from Morrall (Yepremian kick)
 Pitt — FG Gerela 14
 Miami — Kiick 2 run (Yepremian kick)
 Miami — Kiick 3 run (Yepremian kick)
 Pitt — Young 12 pass from Bradshaw (Gerela kick)

INDIVIDUAL LEADERS

RUSHING — Miami: Morris 16-76, Csonka 24-68, Seiple 1-37, Kiick 8-12. Pitt: Harris 16-76, Fuqua 8-47, Bradshaw 2-5.
 PASSING — Miami: Morrall 11-7-1, 51 yards, 1 TD; Griese 5-3-0, 70 yards, no TD. Pitt: Bradshaw 10-5-2, 80 yards, 1 TD; Hanratty 10-5-0, 57 yards, no TD.
 RECEIVING — Miami: Fleming 5-50, Warfield 2-63, Csonka 1-9, Mandich 1-5. Pitt: Young 4-54, Shanklin 2-49, Harris 2-3.

SUPER BOWL VII

MIAMI 14, WASHINGTON 7

Jan. 14, 1973 at Los Angeles

Miami	7	7	0	0	—	14
Washington	0	0	0	7	—	7

Miami — Twilley 28 pass from Griese (Yepremian kick)
 Miami — Kiick 1 run (Yepremian kick)
 Wash — Bass 49 fumble return (Knight kick)

INDIVIDUAL LEADERS

RUSHING — Washington: Brown 22-72, Harraway 10-37, Kilmer 2-18. Miami: Csonka 15-112, Kiick 12-38, Morris 10-34.
 PASSING — Washington: Kilmer 28-14-3, 104 yards, no TD. Miami: Griese 11-8-1, 88 yards, 1 TD.
 RECEIVING — Washington: Jefferson 5-50, Brown 5-26, Taylor 3-30. Miami: Warfield 3-36, Kiick 2-6, Twilley 1-28, Mandich 1-19, Csonka 1-(-1).

1973 AFC PLAYOFF

MIAMI 34, CINCINNATI 16

Dec. 23 at Miami

Miami	14	7	10	3	—	34
Cincinnati	3	13	0	0	—	16

Miami — Warfield 13 pass from Griese (Yepremian kick)
 Cin — FG Muhlmann 24
 Miami — Csonka 1 run (Yepremian kick)
 Miami — Morris 4 run (Yepremian kick)
 Cin — Craig 45 interception (Muhlmann kick)
 Cin — FG Muhlmann 46
 Cin — FG Muhlmann 12
 Miami — Mandich 7 pass from Griese (Yepremian kick)
 Miami — FG Yepremian 50
 Miami — FG Yepremian 46

INDIVIDUAL LEADERS

RUSHING — Cincinnati: Clark 7-40, Anderson 3-26, E. Johnson 2-17, Elliott 7-15. Miami: Morris 20-106, Csonka 20-71, Kiick 10-51.
 PASSING — Cincinnati: Anderson 27-14-1, 113 yards, no TD. Miami: Griese 18-11-1, 159 yards, 2 TD; Briscoe 1-0-1.
 RECEIVING — Cincinnati: Elliott 9-53, Joiner 2-33, Clark 2-18. Miami: Warfield 4-95, Mandich 3-28, Kiick 3-19, Briscoe 1-17.

1973 AFC CHAMPIONSHIP

MIAMI 27, OAKLAND 10

Dec. 30 at Miami

Miami	7	7	3	10	—	27
Oakland	0	0	10	0	—	10

Miami — Csonka 11 run (Yepremian kick)
 Miami — Csonka 2 run (Yepremian kick)
 Oak — FG Blanda 21
 Miami — FG Yepremian 42
 Oak — Siani 25 pass from Stabler (Blanda kick)
 Miami — FG Yepremian 26
 Miami — Csonka 2 run (Yepremian kick)

INDIVIDUAL LEADERS

RUSHING — Oakland: Hubbard 10-54, C. Smith 10-35, Davis 4-15. Miami: Csonka 29-117, Morris 14-86, Griese 3-39, Kiick 6-12.
 PASSING — Oakland: Stabler 23-15-1, 129 yards, 1 TD. Miami: Griese 6-3-1, 34 yards, no TD.
 RECEIVING — Oakland: C. Smith 5-43, Siani 3-45, Biletnikoff 2-15, Hubbard 2-11, Moore 2-9. Miami: Warfield 1-27, Briscoe 1-6, Kiick 1-1.

SUPER BOWL VIII

MIAMI 24, MINNESOTA 7

Jan. 13, 1974 at Houston

Miami	14	3	7	0	—	24
Minnesota	0	0	0	7	—	7

Miami — Csonka 5 run (Yepremian kick)
 Miami — Kiick 1 run (Yepremian kick)
 Miami — FG Yepremian 28
 Miami — Csonka 2 run (Yepremian kick)
 Minn — Tarkenton 4 run (Cox kick)

INDIVIDUAL LEADERS

RUSHING — Miami: Csonka 33-145, Morris 11-34, Kiick 7-10. Minnesota: Reed 11-32, Foreman 7-18, Tarkenton 4-17.
 PASSING — Miami: Griese 7-6-0, 73 yards, no TD. Minnesota: Tarkenton 28-18-1, 182 yards, no TD.
 RECEIVING — Miami: Warfield 2-33, Mandich 2-21, Briscoe 2-19. Minnesota: Foreman 5-27, Gilliam 4-44, Voigt 3-46, Marinaro 2-39.

1974 AFC PLAYOFF

OAKLAND 28, MIAMI 26

Dec. 21 at Oakland

Miami	7	3	6	10	—	26
Oakland	0	7	7	14	—	28

Miami — N. Moore 89 kickoff return (Yepremian kick)
 Oak — C. Smith 31 pass from Stabler (Blanda kick)
 Miami — FG Yepremian 33
 Oak — Biletnikoff 13 pass from Stabler (Blanda kick)
 Miami — Warfield 16 pass from Griese (Kick failed)
 Miami — FG Yepremian 46
 Oak — Branch 72 pass from Stabler (Blanda kick)
 Miami — Malone 23 run (Yepremian kick)
 Oak — Davis 8 pass from Stabler (Blanda kick)

INDIVIDUAL LEADERS

RUSHING — Miami: Csonka 24-114, Malone 14-83, Kiick 1-2. Oakland: Davis 12-59, Hubbard 14-55.
 PASSING — Miami: Griese 14-7-1, 101 yards, 1 TD. Oakland: Stabler 30-20-1, 293 yards, 4 TD.
 RECEIVING — Miami: Warfield 3-47, N. Moore 2-40, Kiick 1-5. Oakland: Biletnikoff 8-122, Branch 3-84, Moore 3-23.

DOLPHIN HONORS

ALL-NFL SELECTIONS

Dick Anderson (strong safety) — AP 1972-73; Writers 1972-73; NEA 1972-74; FN 1973-74; PFW 1973.
 Nick Buoniconti (middle linebacker) — FN 1972.
 Larry Csonka (fullback) — AP 1971, 1973; PFW 1972-73; Writers 1971; FN 1971-73.
 Bob Griese (quarterback) — AP 1971; Writers 1971; NEA 1971; PFW 1971.
 Bob Kuechenberg (left guard) — NEA 1975.
 Jim Langer (center) — Writers 1974-75; NEA 1974-75; AP 1974-75; FN 1974-75; PFW 1974-75.
 Larry Little (right guard) — Writers 1971-75; AP 1971-75; PFW 1971-73, 1975; FN 1972-74; NEA 1972-73.
 Earl Morrall (quarterback) — AP 1972.
 Jake Scott (free safety) — FN 1970-72; Writers 1973; AP 1973-74; PFW 1972, 1974.
 Bill Stanfill (defensive end) — AP 1972; Writers 1973; NEA 1973.
 Paul Warfield (wide receiver) — AP 1971, 1973; NEA 1971-72; Writers 1971; FN 1971; PFW 1971.
 Garo Yepremian (kicker) — Writers 1971, 1973; AP 1971; PFW 1971, 1973; FN 1971; NEA 1973.

NFL SECOND-TEAM SELECTIONS

Dick Anderson (strong safety) — Writers 1974.
 Nick Buoniconti (middle linebacker) — AP 1972; Writers 1972.
 Larry Csonka (fullback) — AP 1972; Writers 1972; NEA 1973.
 Vern Den Herder (defensive end) — FN 1972.
 Manny Fernandez (defensive tackle) — NEA 1973.
 Bob Griese (quarterback) — FN 1971.
 Bob Kuechenberg (left guard) — Writers 1975; FN 1975.
 Larry Little (right guard) — FN 1971; NEA 1975.
 Earl Morrall (quarterback) — NEA 1972.
 Jake Scott (free safety) — Writers 1972; AP 1972; NEA 1972-73; FN 1973.
 Larry Seiple (punter) — FN 1973.
 Bill Stanfill (defensive end) — FN 1971, 1973-74; Writers 1974; NEA 1974.
 Paul Warfield (wide receiver) — AP 1972; Writers 1973; NEA 1973; FN 1973.

ALL-AFC SELECTIONS

Dick Anderson (strong safety) — AP 1972-73; UPI 1972-73; SN 1972-74; PFW 1973.
 Nick Buoniconti (middle linebacker) — AP 1972.
 Larry Csonka (fullback) — PFW 1970, 1973; AP 1972-73; UPI 1971-73; SN 1971-73.
 Vern Den Herder (defensive end) — AP 1972.
 Norm Evans (right tackle) — AP 1973; SN 1974.
 Manny Fernandez (defensive tackle) — SN 1971.
 Bob Griese (quarterback) — SN 1970-71, 1973; AP 1971; UPI 1971; PFW 1971.
 Bob Kuechenberg (left guard) — PFW 1974; SN 1975.
 Jim Langer (center) — PFW 1973-75; AP 1974-75; UPI 1973-75; SN 1973-75.
 Larry Little (right guard) — AP 1971-75; UPI 1971-75; SN 1971-74; PFW 1971, 1973, 1975.
 Earl Morrall (quarterback) — AP 1972; SN 1972.
 Jake Scott (free safety) — FN 1970; AP 1971-75; UPI 1971-73, 1975; SN 1972-73, 1975; PFW 1974.
 Bill Stanfill (defensive end) — UPI 1971-74; AP 1972-74; SN 1972-74; PFW 1973.
 Paul Warfield (wide receiver) — AP 1971-73; UPI 1971, 1973; SN 1970-73; PFW 1971, 1973-74.
 Garo Yepremian (kicker) — PFW 1971, 1973; SN 1971, 1973; AP 1973.

KEY TO AWARDS — AP, Associated Press; UPI, United Press International; NEA, Newspaper Enterprise Association; SN, Sporting News; PFW, Pro Football Weekly; FN, Football News.

SPECIAL AWARDS

Dick Anderson, Strong Safety

NFL Player of Year, Miami Touchdown Club, 1973
 NFL Defensive Player of Year, Associated Press, 1973

Nick Buoniconti, Linebacker

All-Time Middle Linebacker, American Football League, 1969
 NFL Most Valuable Player, Minutemen of Twin Cities, 1972

Larry Csonka, Fullback

NFL Player of Year, Miami Touchdown Club, 1972
 Super Bowl VIII Most Valuable Player, Sport Magazine, 1973

Manny Fernandez, Defensive Tackle

Johnny Unitas Award, South Shore QB Club, 1973

Bob Griese, Quarterback

NFL Most Valuable Player, Newspaper Enterprise, 1971
 AFC Player of Year, Sporting News, 1971
 AFC Best Passer, Players' Association, 1971
 NFL Top Performer, Sport Magazine, 1971
 NFL Player of Year, New York Writers, 1971
 NFL Player of Year, Boston Writers, 1971
 NFL Player of Year, Kansas City 101 Club, 1971

Larry Little, Right Guard

AFC Best Offensive Lineman, Players' Association, 1970-71-72
 NFL Offensive Lineman of Year, Wisconsin Writers, 1972
 NFL Outstanding Blocker, National 1,000-Yard Club, 1972

Earl Morrall, Quarterback

AFC Player of Year, Sporting News, 1972
 AFC Best Passer, Players' Association, 1972
 AFC Player of Year, Long Island Athletic Club, 1972
 Victor Award, City of Hope, 1972
 Comeback of Year, Pro Football Weekly, 1972

Mercury Morris, Running Back

AFC Best Kickoff Returner, Players' Association, 1971

Jake Scott, Free Safety

Super Bowl VII Most Valuable Player, Sport Magazine, 1972
 Super Bowl VII Outstanding Player, Kansas City 101 Club, 1972

Don Shula, Head Coach

NFL Coach of Year, Sporting News, 1970, 1972
 NFL Coach of Year, Pro Football Weekly, 1970, 1972
 NFL Coach of Year, Football News, 1971-72-73
 NFL Coach of Year, Associated Press, 1972
 AFC Coach of Year, Football Writers, 1971-72
 AFC Coach of Year, United Press Int'l, 1971
 AFC Coach of Year, Associated Press, 1971
 NFL Coach of Year, Columbus TD Club, 1972
 AFC Coach of Year, Kansas City 101 Club, 1971-72
 NFL Coach of Year, Boston Writers, 1971
 Super Bowl Superman, New York Writers, 1972

Garo Yepremian, Placekicker

NFL Golden Toe Award, Pro Football Weekly, 1971
 AFC Best Kicker, Players' Association, 1971

PRO BOWL SELECTIONS (Starters Capitalized)

- 1970 — RB Larry Csonka, QB Bob Griese, WR Paul Warfield.
 1971 — RB LARRY CSONKA, QB BOB GRIESE, G Larry Little, RB Mercury Morris, S Jake Scott (dnp), DE Bill Stanfill, WR PAUL WARFIELD.
 1972 — S Dick Anderson, LB Nick Buoniconti (dnp), RB Larry Csonka (dnp), OT Norm Evans, G LARRY LITTLE, RB Mercury Morris, S JAKE SCOTT, DE Bill Stanfill (dnp), WR Paul Warfield (dnp).
 1973 — S DICK ANDERSON, LB Nick Buoniconti, RB Larry Csonka (dnp), QB Bob Griese, C JIM LANGER, G LARRY LITTLE, OT Wayne Moore (dnp), RB Mercury Morris (dnp), S JAKE SCOTT, DE Bill Stanfill (dnp), WR Paul Warfield (dnp), K GARO YEPREMIAN.
 1974 — S DICK ANDERSON, RB Larry Csonka, OT Norm Evans, QB Bob Griese, G Bob Kuechenberg, C JIM LANGER, G LARRY LITTLE, DE BILL STANFILL, S Jake Scott (dnp), WR Paul Warfield.
 1975 — G BOB KUECHENBERG, C JIM LANGER, S JAKE SCOTT.

AMERICAN FOOTBALL LEAGUE ALL-STARS (Starters Capitalized)

- 1966 — DE Ed Cooke, LB Tom Erlandson, CB Jimmy Warren, S Willie West
 1967 — LB John Bramlett, WR Jack Clancy, QB Bob Griese, CB DICK WESTMORELAND
 1968 — QB Bob Griese, RB JIM KILICK, WR Karl Noonan
 1969 — LB NICK BUONICONTI, G Tom Goode, RB Jim Kilick, G Larry Little, DE Bill Stanfill, East Coach George Wilson

COLLEGE ALL-STAR GAME, CHICAGO (Starters Capitalized)

- 1966 — LB Frank Emanuel, Tennessee
 1967 — WR Jack Clancy, Michigan; QB Bob Griese, Purdue; OT Jim Riley, Oklahoma
 1968 — TE Jim Cox, Miami, Fla.; RB LARRY CSONKA, Syracuse (MVP); RB Jim Kilick, Wyoming.
 1969 — DT Bob Heinz, Pacific; DE BILL STANFILL, Georgia.
 1970 — none selected
 1971 — CB Ron Dickerson, Kansas State
 1972 — DT Mike Kadish, Notre Dame
 1973 — Dolphins 14, All-Stars 3
 1974 — DE Don Reese, Jackson State; RB Benny Malone, Arizona State; CB Jeris White, Hawaii. Game cancelled during players' strike.
 1975 — OT Darryl Carlton, Tampa; QB-WR Freddie Solomon, Tampa; RB Stan Winfrey, Arkansas State.
 1976 — LB Kim Bokamper, San Jose State; LB Larry Gordon, Arizona State; WR Duriel Harris, New Mexico State.

THIRD-DOWN AWARD

(most valuable, NEA, voted by players)

- | | |
|----------------------------|----------------------------|
| 1966 - S Willie West | 1971 - FB Larry Csonka |
| 1967 - C Tom Goode | 1972 - FB Larry Csonka |
| 1968 - QB Bob Griese | 1973 - MLB Nick Buoniconti |
| 1969 - MLB Nick Buoniconti | 1974 - QB Bob Griese |
| 1970 - WR Paul Warfield | 1975 - QB Bob Griese |

TOMMY FITZGERALD AWARD (outstanding rookie in training camp)

- | | |
|--------------------------|---------------------|
| 1969 - CB Lloyd Mumphord | 1973 - WR Bo Rather |
| 1970 - LB Mike Kolen | 1974 - WR Nat Moore |
| 1971 - WR Otto Stowe | 1975 - S Barry Hill |
| 1972 - S Charlie Babb | |

DOLPHINS AWARDS BANQUET (voted by South Florida media)

Most Valuable Player

- 1966 — RB Joe Auer
 1967 — QB Bob Griese
 1968 — QB Bob Griese
 1969 — LB Nick Buoniconti
 1970 — QB Bob Griese and WR Paul Warfield
 1971 — QB Bob Griese
 1972 — QB Earl Morrall
 1973 — FB Larry Csonka
 1974 — QB Bob Griese
 1975 — C Jim Langer

Offensive Back

- 1966 — RB Joe Auer
 1967 — QB Bob Griese
 1968 — WR Karl Noonan
 1969 — RB Jim Kilick
 1970 — FB Larry Csonka and RB Jim Kilick
 1971 — FB Larry Csonka
 1972 — FB Larry Csonka
 1973 — FB Larry Csonka
 1974 — FB Larry Csonka
 1975 — FB Don Nottingham and RB Norm Bulaich

Defensive Lineman

- 1966 — DE Ed Cooke
 1967 — DT Ray Jacobs
 1968 — DE Manny Fernandez
 1969 — DT Manny Fernandez
 1970 — DT Manny Fernandez
 1971 — DT Manny Fernandez
 1972 — DT Manny Fernandez
 1973 — DT Manny Fernandez
 1974 — DE Vern Den Herder
 1975 — DE Vern Den Herder

Defensive Back

- 1966 — S Willie West
 1967 — CB Jimmy Warren
 1968 — CB Jimmy Warren
 1969 — to linebacker
 1970 — to linebacker
 1971 — FS Jake Scott
 1972 — SS Dick Anderson
 1973 — SS Dick Anderson
 1974 — CB Curtis Johnson
 1975 — CB Curtis Johnson

Offensive Lineman

- 1966 — C Tom Goode
 1967 — RT Norm Evans
 1968 — RT Norm Evans
 1969 — C Tom Goode
 1970 — RG Larry Little
 1971 — RG Larry Little
 1972 — RG Larry Little
 1973 — C Jim Langer
 1974 — C Jim Langer
 1975 — C Jim Langer

Linebacker

- 1969 — OLB Ed Weisacosky
 1970 — MLB Nick Buoniconti
 1971 — MLB Nick Buoniconti
 1972 — MLB Nick Buoniconti
 1973 — MLB Nick Buoniconti
 1974 — MLB Nick Buoniconti
 1975 — OLB Bob Matheson

Receiver

- 1971 — WR Paul Warfield
 1972 — WR Paul Warfield
 1973 — WR Paul Warfield
 1974 — WR Nat Moore
 1975 — WR Nat Moore

Rookie of Year


- 1966 — MLB Frank Emanuel
 1967 — WR Jack Clancy
 1968 — RB Jim Kilick
 1969 — DE Bill Stanfill
 1970 — FS Jake Scott
 1971 — none
 1972 — none
 1973 — none
 1974 — WR Nat Moore
 1975 — MLB Steve Towle

Most Courageous

- 1966 — Coach George Wilson
 1967 — OLB John Bramlett
 1968 — WR Howard Twilley

WIOD-Rick Weaver Special Teams

- 1972 — CB Lloyd Mumphord
 1973 — LB Bruce Bannon
 1974 — FB Don Nottingham
 1975 — S Barry Hill



DOLPHINS DEFENSE YEAR-BY-YEAR

Year	Plays	First Downs	Rush Yards	Pass Yards	Total Yards	Total Points
1966	857	237	1510	3101	4611	362
1967	843	269	2145	2835	4980	407
1968	808	240	2172	2712	4884	355
1969	851	206	1489	2637	4126	332
1970	808	226	1453*	2561	4014	228
1971	800	214	1661	2000	3661	174
1972	770*	186*	1548	1749	3297	171
1973	878	195	1991	1290*	3281*	150*
1974	807	208	1624	2182	3806	216
1975	858	224	1768	2021	3789	222

*Team Record

DOLPHINS OFFENSE YEAR-BY-YEAR

Year	Total Plays	First Downs	Rush Yards	Pass Yards	Total Yards	Total Points
1966	884	200	1410	2048	3458	213
1967	847	212	1323	2336	3659	219
1968	892	247	1704	2402*	4106	276
1969	878	224	1513	2077	3590	233
1970	827	228	2082	1957	4039	297
1971	804	232	2429	1983	4412	315
1972	893	291*	2960*	2076	5036*	385*
1973	776	215	2521	1582	4103	343
1974	884	272	2191	2084	4275	327
1975	896*	266	2500	2009	4509	357

*Team Record



Records

YEAR-BY-YEAR LEADERS

RUSHING

	G	Att.	Yds.	Avg.	LG	TD
1966 Joe Auer	14	121	416	3.4	41	4
1967 Abner Haynes	10	56	274	4.9	65t	2
1968 Jim Kllick	14	165	621	3.8	25	4
1969 Jim Kllick	14	180	575	3.2	27	9
1970 Larry Csonka	14	193	874	4.5	53	6
1971 Larry Csonka	14	195	1051	5.4	28	7
1972 Larry Csonka	14	213	1117	5.2	45	6
1973 Larry Csonka	14	219	1003	4.6	25	5
1974 Larry Csonka	12	197	749	3.8	24	9
1975 Mercury Morris	14	219	875	4.0	49	4

RECEIVING

	G	No.	Yds.	Avg.	LG	TD
1966 Dave Kocourek	14	27	320	11.9	43	2
1967 Jack Clancy	14	67	868	13.0	44	2
1968 Karl Noonan	14	58	760	13.1	50	11
1969 Larry Seiple	13	41	577	14.1	41t	5
1970 Jim Kllick	14	42	497	11.8	47	0
1971 Paul Warfield	14	43	996	23.2	86t	11
1972 Paul Warfield	12	29	606	20.9	47	3
1973 Marlin Briscoe	14	30	447	14.9	53	2
1974 Nat Moore	13	37	605	16.4	48	2
1975 Nat Moore	14	40	705	17.6	79t	4

SCORING

	TDs	Run	Pass	PAT	FG	Points
1966 Joe Auer	9	5	4	0-0	0-0	54
Gene Mingo	0	0	0	23-23	10-22	53
1967 Booth Lusteg	0	0	0	18-18	7-12	39
Jack Harper	4	1	3	0-0	0-0	24
1968 Karl Noonan	11	0	11	0-0	0-0	66
Jimmy Keyes	0	0	0	30-30	7-16	51
1969 Karl Kremser	0	0	0	26-27	13-22	65
Jim Kllick	10	9	1	0-0	0-0	60
1970 Garo Yepremian	0	0	0	31-31	22-29	97
Paul Warfield	6	0	6	0-0	0-0	36
1971 Garo Yepremian	0	0	0	33-33	28-40	117
Paul Warfield	11	0	11	0-0	0-0	66
1972 Garo Yepremian	0	0	0	43-45	24-37	115
Mercury Morris	12	12	0	0-0	0-0	72
1973 Garo Yepremian	0	0	0	38-38	25-37	113
Paul Warfield	11	0	11	0-0	0-0	66
1974 Garo Yepremian	0	0	0	43-43	8-15	67
Larry Csonka	9	9	0	0-0	0-0	54
1975 Garo Yepremian	0	0	0	40-46	13-16	79
Don Nottingham	12	12	0	0-0	0-0	72

PASSING

	G	Att.	Cmp.	Int.	Yds.	TD	Pct.
1966 Dick Wood	10	230	83	14	993	4	36.1
1967 Bob Griese	12	331	166	18	2005	15	50.2
1968 Bob Griese	13	355	186	16	2473	21	52.4
1969 Bob Griese	9	252	121	16	1695	10	48.0
1970 Bob Griese	14	245	142	17	2019	12	58.0
1971 Bob Griese	14	263	145	9	2089	19	55.1
1972 Earl Morrall	14	150	83	7	1360	11	55.3
1973 Bob Griese	13	218	116	8	1422	17	53.2
1974 Bob Griese	13	253	152	15	1968	16	60.1
1975 Bob Griese	10	191	118	13	1693	14	61.8

PUNT RETURNS



	No.	Yds.	Avg.	Long	TD
1966 Joe Auer	5	99	19.8	56	0
1967 Abner Haynes	6	37	6.2	20	0
1968 Bob Neff	8	71	8.9	20	0
1969 Mercury Morris	25	172	6.9	38	0
1970 Jake Scott	27	290	10.7	77t	1
1971 Jake Scott	33	318	9.6	31	0
1972 Charlie Leigh	22	210	9.5	27	0
1973 Jake Scott	22	266	12.1	33	0
1974 Jake Scott	31	346	11.2	30	0
1975 Freddie Solomon	26	320	12.3	50t	1

KICKOFF RETURNS

	No.	Yds.	Avg.	Long	TD
1966 Joe Auer	28	698	24.9	95t	1
1967 Bob Neff	15	351	23.4	69	0
1968 Gene Milton	18	408	22.7	74	0
1969 Mercury Morris	43	1136	26.4	105t	1
1970 Mercury Morris	28	812	29.0	96t	1
1971 Mercury Morris	15	423	28.2	94t	1
1972 Mercury Morris	14	334	23.9	33	0
1973 Charlie Leigh	9	251	27.9	51	0
1974 Nat Moore	22	587	26.7	40	0
1975 Freddie Solomon	17	348	20.5	31	0

INTERCEPTIONS

	No.	Yds.	Avg.	Long	TD
1966 Willie West	8	62	7.8	27	0
1967 Dick Westmoreland	10	127	12.7	29	1
1968 Dick Anderson	8	230	28.8	96t	1
1969 Lloyd Mumphord	5	102	20.4	51	0
1970 Dick Anderson	8	191	23.9	86	0
1971 Jake Scott	7	34	4.9	21	0
1972 Jake Scott	5	73	14.6	31	0
1973 Dick Anderson	8	163	20.4	38t	2
1974 Jake Scott	8	75	9.4	30	0
1975 Jake Scott	6	60	10.0	38	0



MILESTONE PERFORMANCES

300-YARD PASSING GAMES

Player	Date	Opponent	Att.	Com.	Yds.	TD	LG	Int.
John Stofa	12/18/66	HOUSTON	38	22	307	4	48t	2
Bob Griese	9/14/69	at Cincinnati	39	19	327	1	50	2

100-YARD RECEIVING GAMES

Player	Date	Opponent	No.	Yds.	TD	LG
Bo Roberson	9/18/66	At Buffalo	5	128	1	54t
Joe Auer	11/27/66	NEW ENGLAND	5	104	1	22
Bo Roberson	12/ 4/66	at Denver	6	161	0	71
Frank Jackson	12/18/66	HOUSTON	4	110	1	48t
Joe Auer	9/17/67	DENVER	2	113	1	68t
Jack Clancy	10/ 8/67	KANSAS CITY	6	102	0	28
Jack Clancy	11/19/67	at Oakland	8	114	0	39
Jack Clancy	12/ 3/67	at Houston	7	126	1	44t
Karl Noonan	9/14/68	HOUSTON	7	104	1	44
Howard Twilley	11/ 3/68	at San Diego	7	124	1	38
Larry Seiple	11/ 2/69	at NY Jets	7	102	2	29t
Larry Seiple	11/16/69	at Buffalo	8	106	0	25
Paul Warfield	10/ 3/70	OAKLAND	3	120	2	54t
Paul Warfield	10/10/70	at NY Jets	5	122	1	40
Paul Warfield	9/19/71	at Denver	6	146	1	36
Paul Warfield	10/ 3/71	NEW YORK JETS	5	117	0	32
Paul Warfield	10/31/71	at Los Angeles	3	108	1	74t
Paul Warfield	11/14/71	PITTSBURGH	3	158	3	86t
Marlin Briscoe	11/12/72	NEW ENGLAND	4	128	2	51t
Otto Stowe	11/27/72	ST. LOUIS	6	140	2	37t
Paul Warfield	12/10/72	at NY Giants	4	132	1	44
Paul Warfield	12/15/73	DETROIT	6	103	4	29
Paul Warfield	9/15/74	at New England	5	104	0	39
Marlin Briscoe	9/15/74	at New England	9	113	1	20
Jim Mandich	9/29/74	at San Diego	4	101	0	44
Paul Warfield	11/17/74	BUFFALO	4	139	1	54
Mel Baker	12/15/74	NEW ENGLAND	4	121	2	46t
Nat Moore	11/ 2/75	at Chicago	4	113	1	79t
Nat Moore	11/ 9/75	NEW YORK JETS	4	102	0	63

MIAMI 100-YARD RUSHING GAMES

Player	Date	Opponent	Att.	Yds.	TD	Long
Abner Haynes	9/17/67	DENVER	12	151	2	65t
Jim Klicik	10/ 6/68	at Houston	26	104	0	12
Jim Klicik	11/10/68	at Buffalo	23	111	1	25
Jim Klicik	11/ 2/69	at NY Jets	15	106	0	27
Larry Csonka	11/ 9/69	at New England	16	121	1	54t
Larry Csonka	11/30/70	at Atlanta	19	108	1	18
Larry Csonka	12/ 6/70	NEW ENGLAND	21	115	1	30
Larry Csonka	9/26/71	at Buffalo	20	103	1	17
Jim Klicik	9/26/71	at Buffalo	20	108	0	16
Larry Csonka	10/24/71	at NY Jets	20	137	2	21
Jim Klicik	10/24/71	at NY Jets	17	121	0	24
Mercury Morris	11/ 7/71	BUFFALO	13	116	1	45
Larry Csonka	11/29/71	CHICAGO	16	104	1	19
Larry Csonka	9/17/72	at Kansas City	21	118	1	17
Larry Csonka	10/ 8/72	at NY Jets	18	102	0	15
Larry Csonka	10/22/72	BUFFALO	18	107	1	21
Mercury Morris	11/ 5/72	at Buffalo	11	106	2	33
Mercury Morris	11/19/72	NY JETS	23	107	2	20
Larry Csonka	10/27/72	ST. LOUIS	16	114	0	20
Mercury Morris	12/ 3/72	at New England	15	113	0	20
Larry Csonka	9/16/73	SAN FRANCISCO	22	104	0	25
Mercury Morris	9/30/73	NEW ENGLAND	15	197	3	70
Larry Csonka	10/15/73	at Cleveland	21	114	2	13
Mercury Morris	10/28/73	at New England	14	100	1	11
Larry Csonka	11/ 4/73	at NY Jets	19	107	0	16
Mercury Morris	11/11/73	BALTIMORE	12	144	2	53
Larry Csonka	9/29/74	at San Diego	21	106	2	14
Benny Malone	10/27/74	BALTIMORE	19	104	1	23
Don Nottingham	10/27/74	BALTIMORE	19	102	1	24
Benny Malone	11/ 3/74	ATLANTA	24	108	1	13
Larry Csonka	12/ 2/74	CINCINNATI	24	123	0	24
Benny Malone	12/ 8/74	at Baltimore	17	104	0	17
Don Nottingham	9/28/75	at New England	16	120	1	40
Mercury Morris	10/ 5/75	at Green Bay	31	125	0	11
Don Nottingham	10/ 5/75	at Green Bay	21	102	3	14
Mercury Morris	10/18/75	at NY Jets	16	114	1	49
Mercury Morris	10/26/75	at Buffalo	20	124	0	35

LONG PLAYS BY YEARS

Run from Scrimmage			Punt Returns		
1966	Joe Auer	41	1966	Joe Auer	56
1967	Abner Haynes	65t	1967	Abner Haynes lateral from Joe Auer	31
1968	Larry Csonka	40	1968	Gene Milton	26
1969	Larry Csonka	54t	1969	Mercury Morris	38
1970	Jim Klick	56	1970	Jake Scott	77t
1971	Mercury Morris	51	1971	Dick Anderson	47
1972	Larry Csonka	45	1972	Charlie Leigh	27
1973	Mercury Morris	70t	1973	Jake Scott	33
1974	Hubert Ginn	41t	1974	Nat Moore	42
1975	Don Nottingham	56	1975	Freddie Solomon	50t

Punt			Kickoff Returns		
1966	George Wilson Jr.	63	1966	Joe Auer	95t
1967	Larry Seiple	70	1967	Bobby Neff	69
1968	Larry Seiple	60	1968	Bobby Neff	95
1969	Larry Seiple	66	1969	Mercury Morris	105t
1970	Larry Seiple	67	1970	Mercury Morris	96t
1971	Larry Seiple	73	1971	Mercury Morris	94t
1972	Larry Seiple	54	1972	Charlie Leigh	45
1973	Larry Seiple	57	1973	Charlie Leigh	51
1974	Larry Seiple	60	1974	Benny Malone	73
1975	Larry Seiple	61	1975	Nat Moore	42

Field Goal			Interception Return		
1966	Gene Mingo	47	1966	Jimmy Warren	70t
1967	Booth Lusteg	48	1967	Tom Erlandson	37
1968	Jimmy Keyes	31	1968	Dick Anderson	96t
1969	Karl Kremser	39	1969	Lloyd Mumphord	51
1970	Garoy Yepremian	47	1970	Dick Anderson	86
1971	Garoy Yepremian	48	1971	Curtis Johnson	34
1972	Garoy Yepremian	54	1972	Jake Scott	31
1973	Garoy Yepremian	53	1973	Dick Anderson	38t
1974	Garoy Yepremian	43	1974	Jake Scott	30
1975	Garoy Yepremian	40	1975	Jake Scott	38

Pass Play		
1966	George Wilson Jr. to Bo Roberson	80t
1967	Bob Griese to Joe Auer	68t
1968	Rick Norton to Larry Csonka	65
1969	Bob Griese to Jim Klick	53t
1970	Bob Griese to Paul Warfield; Bob Griese to Larry Csonka	54
1971	Bob Griese to Paul Warfield	86t
1972	Jim Del Gaizo to Marlin Briscoe	51t
1973	Earl Morrall to Marlin Briscoe	53
1974	Bob Griese to Paul Warfield	54
1975	Bob Griese to Nat Moore	79t



INDIVIDUAL RECORDS

SCORING

Total Points

Career	588	Garoy Yepremian (1970-75), 228 XPs, 120 FGs
	264	Larry Csonka (1968-74), 44TDs
	198	Paul Warfield (1970-74), 33TDs
	198	Mercury Morris (1969-75), 33TDs

Season

	117	Garoy Yepremian (1971), 33XPs, 28 FGs
	115	Garoy Yepremian (1972), 43 XPs, 24 FGs

Game

	24	Paul Warfield (12-15-73 vs. Detroit), 4 TDs
--	----	---

Touchdowns

Career	44	Larry Csonka (1968-74), 41 run, 3 pass
	33	Paul Warfield (1970-74), 33 pass
	33	Mercury Morris (1969-75), 29 run, 1 pass, 3 ret

Season

	12	Don Nottingham (1975), 12 run
	12	Mercury Morris (1972), 12 run
	11	Paul Warfield (1971, 1973), 11 pass
	11	Karl Noonan (1968), 11 pass

Game

	4	Paul Warfield (12-15-73 vs. Detroit), 4 pass
--	---	--

Field Goals Made

Career	120	Garoy Yepremian (1970-75), 174 attempts
--------	-----	---

Season

	28	Garoy Yepremian (1971), 40 attempts
	25	Garoy Yepremian (1973), 37 attempts

Game

	5	Garoy Yepremian (9-26-71 at Buffalo), try 6
	4	Garoy Yepremian (9-16-73 vs. San Francisco), try 4

Per Cent

	81.3	Garoy Yepremian (1975), 13 of 16
	75.8	Garoy Yepremian (1970), 22 of 29

Length

	54	Garoy Yepremian (10-22-72 vs. Buffalo)
	53	Garoy Yepremian (9-16-73 vs. San Francisco)
	51	Garoy Yepremian (10-1-72 at Minnesota)
	50	Garoy Yepremian (12-16-72 vs. Baltimore)

Field Goals Attempted

Career	
174	Garó Yepremian (1970-75), 120 made
Season	
40	Garó Yepremian (1971), 28 made
Game	
6	Garó Yepremian (9-26-71 at Buffalo), made 5
Length	
57	Garó Yepremian (9-17-72 at Kansas City)

Extra Points Made

Career	
228	Garó Yepremian (1970-75), 236 attempts
Season	
43	Garó Yepremian (1972), 45 attempts
43	Garó Yepremian (1974), 43 attempts
Game	
7	Garó Yepremian (11-12-72 vs. New England), try 7

RUSHING**Total Yards**

Career	
5,900	Larry Csonka (1968-74)
3,877	Mercury Morris (1969-75)
3,644	Jim Kilick (1968-74)
Season	
1,117	Larry Csonka (1972), 5.2 avg.
1,051	Larry Csonka (1971), 5.4 avg.
1,003	Larry Csonka (1973), 4.6 avg.
1,000	Mercury Morris (1972), 5.3 avg.
Game	
197	Mercury Morris (9-30-73 vs. New England)
151	Abner Haynes (9-17-67 vs. Denver)
144	Mercury Morris (11-11-73 vs. Baltimore)
137	Larry Csonka (10-24-71 at New York Jets)
Playoffs	
145	Larry Csonka (1-13-74 vs. Minnesota)

Rushing Attempts

Career	
1,286	Larry Csonka (1968-74)
997	Jim Kilick (1968-74)
754	Mercury Morris (1969-75)
Season	
219	Larry Csonka (1973)
219	Mercury Morris (1975)
213	Larry Csonka (1972)
Game	
31	Mercury Morris (10-5-75 at Green Bay)
Playoffs	
33	Larry Csonka (1-13-74 vs. Minnesota)
29	Larry Csonka (12-30-73 vs. Oakland)

Touchdowns Rushing

Career	
41	Larry Csonka (1968-74)
29	Mercury Morris (1969-75)
28	Jim Kilick (1968-74)
Season	
12	Mercury Morris (1972)
12	Don Nottingham (1975)
9	Larry Csonka (1974)
9	Jim Kilick (1969)
Game	
3	Don Nottingham (10-5-75 at Green Bay), 11, 1, 1, 1
3	Don Nottingham (10-26-75 at Buffalo), 1, 1, 1
3	Don Nottingham (11-3-74 vs. Atlanta), 1, 2, 1
3	Mercury Morris (9-30-73 vs. New England), 24, 70, 35
3	Mercury Morris (11-12-72 vs. New England), 4, 4, 6
3	Jim Kilick (12-20-70 vs. Buffalo), 4, 2, 2

Rushing Average

Career	
5.1	Mercury Morris (1969-75)
4.6	Larry Csonka (1968-74)
Season	
6.4	Mercury Morris (1973), 149-954
5.4	Larry Csonka (1971), 195-1,051
x-Game	
13.1	Mercury Morris (9-30-73 vs. New England), 15-197
12.6	Abner Haynes (9-17-67 vs. Denver), 12-151
12.0	Mercury Morris (11-11-73 vs. Baltimore), 12-144
x-10 or more attempts	

Longest Runs

70t	Mercury Morris (9-30-73 vs. New England)
70	Mercury Morris (10-15-73 at Cleveland)
65t	Abner Haynes (9-17-67 vs. Denver)
56	Jim Kilick (11-15-70 at New Orleans)
56	Don Nottingham (12-7-75 vs. Buffalo)
54t	Larry Csonka (11-9-69 at New England)
53t	Mercury Morris (11-11-73 vs. Baltimore)

PASSING**Total Yards**

Career	
16,002	Bob Griese (1967-75)
Season	
2,473	Bob Griese (1968)
2,089	Bob Griese (1971)
2,019	Bob Griese (1970)
Game	
327	Bob Griese (9-14-69 at Cincinnati)
307	John Stofa (12-18-66 vs. Houston)
290	Bob Griese (9-21-68 vs. Oakland)
Playoffs	
263	Bob Griese (12-25-71 at Kansas City)

Pass Attempts

Career	
2,205	Bob Griese (1967-75)
Season	
355	Bob Griese (1968)
331	Bob Griese (1967)
263	Bob Griese (1971)
Game	
53	Dick Wood (11-27-66 vs. New England), hit 17
45	Bob Griese (10-19-69 at Kansas City), hit 21
41	Bob Griese (12-23-67 vs. Houston), hit 16

Pass Completions

Career	
1,199	Bob Griese (1967-75)
Season	
186	Bob Griese (1968) of 355
166	Bob Griese (1967) of 331
152	Bob Griese (1974) of 253
Game	
23	Bob Griese (9-21-68 vs. Oakland) of 40
22	John Stofa (12-18-66 vs. Houston) of 38
21	Bob Griese (11-16-75 at Houston) of 29
21	Bob Griese (10-19-69 at Kansas City) of 45
20	Rick Norton (11-16-69 at Buffalo) of 41
20	Bob Griese (11-3-68 at San Diego) of 27
Playoffs	
20	Bob Griese (12-25-71 at Kansas City) of 35

Touchdown Passes

Career	128	Bob Griese (1967-75)
Season	21	Bob Griese (1968)
	19	Bob Griese (1971)
	17	Bob Griese (1973)
Game	4	Bob Griese (10-17-71 vs. New Eng.), 22, 32, 14, 14
	4	Bob Griese (11-2-69 at NY Jets), 5, 29, 11, 9
	4	Bob Griese (12-15-73 vs. Detroit), 21, 7, 16, 4
	4	John Stofa (12-18-66 vs. Houston), 27, 48, 4, 14

Passes Had Intercepted

Career	116	Bob Griese (1967-75)
Season	18	Bob Griese (1967) of 331
	17	Bob Griese (1970) of 245
Game	5	Rick Norton (11-23-69 vs. Houston)
	5	Bob Griese (12-23-67 vs. Houston)
	4	Bob Griese (9-21-68 vs. Oakland)
	4	Dick Wood (9-2-66 vs. Oakland)
	4	George Wilson Jr. (11-13-66 at Kansas City)
	4	Rick Norton (10-8-67 at Kansas City)

Completion Per Cent

Career	54.4	Bob Griese (1,199 of 2,205)
	55.4	Earl Morrall (143 of 258)
Season	61.8	Bob Griese (1975), 118 of 191
	60.1	Bob Griese (1974), 152 of 253
	58.0	Bob Griese (1970), 142 of 245

x-Game

81.0	Bob Griese (10-22-67 vs. NY Jets), 17 of 21
80.0	Don Strock (12-7-75 vs. Buffalo), 12 of 15
78.9	Bob Griese (11-15-70 vs. New Orleans), 15 of 19
74.1	Bob Griese (11-3-68 at San Diego), 20 of 27
74.0	Bob Griese (10-7-74 vs. NY Jets), 17 of 23
72.4	Bob Griese (11-16-75 at Houston), 21 of 29

x-12 or more completions

Longest Pass Plays

86t	Bob Griese to Paul Warfield (11-14-17 vs. Pittsburgh)
80t	George Wilson Jr. to Bo Roberson (10-23-66 at Houston)
79t	Bob Griese to Nat Moore (11-2-75 at Chicago)
74t	Bob Griese to Paul Warfield (10-31-71 at Los Angeles)
71	Dick Wood to Bo Roberson (12-4-66 at Denver)
68t	Bob Griese to Joe Auer (9-17-67 vs. Denver)
67t	George Wilson Jr. to Billy Joe (10-16-66 vs. Denver)

PASS RECEIVING

Total Receptions

Career	221	Jim Klick (1968-74)
	198	Howard Twilley (1966-75)
	156	Paul Warfield (1970-74)
	136	Karl Noonan (1966-71)
Season	67	Jack Clancy (1967), 868 yards
	58	Karl Noonan (1968), 760 yards
	44	Jim Klick (1968), 422 yards
	43	Paul Warfield (1971), 996 yards
	42	Jim Klick (1970), 497 yards
Game	9	Marlin Briscoe (9-15-74 at NE), 113 yards
	8	Jack Clancy (11-19-67 at Oak), 114 yards
	8	Larry Seiple (11-16-69 at Buff), 106 yards
	8	Jack Clancy (12-10-67 vs. SD), 96 yards

Total Receiving Yards

Career	3,355	Paul Warfield (1970-74), 21.5 avg.
	2,850	Howard Twilley (1966-75), 14.4 avg.
	2,210	Jim Klick (1968-74), 10.0 avg.
	1,798	Karl Noonan (1966-71), 13.2 avg.
Season	996	Paul Warfield (1971), 43 receptions
	868	Jack Clancy (1967), 67 receptions
	760	Karl Noonan (1968), 58 receptions
	705	Nat Moore (1975), 40 receptions
	703	Paul Warfield (1970), 28 receptions
Game	161	Bo Roberson (12-4-66 at Denver), on 6
	158	Paul Warfield (11-14-71 vs. Pittsburgh) on 3
	146	Paul Warfield (9-19-71 at Denver) on 6
	140	Otto Stowe (11-27-72 vs. St. Louis) on 6
	139	Paul Warfield (11-17-74 vs. Buffalo) on 4

Touchdowns Receiving

Career	33	Paul Warfield (1970-74)
	22	Howard Twilley (1966-75)
	19	Jim Mandich (1970-75)
	17	Karl Noonan (1966-71)
Season	11	Paul Warfield (1971)
	11	Paul Warfield (1973)
	11	Karl Noonan (1968)
Game	4	Paul Warfield (12-15-73 vs. Detroit) of 6
	3	Paul Warfield (11-14-71 vs. Pitt) of 3

COMBINED YARDAGE

Career	7,486	Mercury Morris (1969-75), 3,118 returns
	6,513	Larry Csonka (1968-74), no returns
	5,854	Jim Klick (1968-74), no returns
Season	1,502	Mercury Morris (1972), 334 returns
	1,483	Mercury Morris (1969), 1,308 returns
	1,476	Joe Auer (1966), 797 returns
Game	302	Mercury Morris (11-1-70 at Baltimore)
		8-89 rush, 3-68 pass, 6-145 kickoffs
	245	Mercury Morris (9-30-73 vs. New England)
		15-197 rush, 2-48 kickoffs

PUNTING

Total Punts

Career	549	Larry Seiple (1967-75)
Season	80	Larry Seiple (1969), 40.8 avg.
	75	Larry Seiple (1968), 40.6 avg.
Game	10	George Wilson Jr. (9-9-66 vs. NY Jets)
	8	Larry Seiple (11-12-67 at San Diego)

Average Yards

Career	40.4	Larry Seiple (1967-75)
Season	42.3	Larry Seiple (1973), 48 punts
	42.1	George Wilson Jr. (1966), 42 punts
	41.6	Larry Seiple (1967), 70 punts
Game	52.0	Larry Seiple (10-7-73 vs. NY Jets), 4-208
	48.4	Larry Seiple (9-24-67 vs. Kansas City), 5-242
	48.3	George Wilson Jr. (9-9-66 vs. NY Jets), 10-483

Longest Punts

73	Larry Seiple (11-14-71 vs. Pittsburgh)
70	Larry Seiple (10-1-67 at NY Jets)
67	Larry Seiple (12-10-67 vs. San Diego)
67	Larry Seiple (9-20-70 at Boston)

PUNT RETURNS**Total Returns****Career**

127	Jake Scott (1970-75)
40	Dick Anderson (1968-74)

Season

33	Jake Scott (1971), 9.6 avg.
31	Jake Scott (1974), 11.2 avg.

Game

7	Mercury Morris (10-19-69 at KC), 17.6 avg.
6	Jake Scott (11-10-74 at New Or), 16.5 avg.

Punt Return Yardage**Career**

1,330	Jake Scott (1970-75)
300	Dick Anderson (1968-74)

Season

346	Jake Scott (1974), 11.2 avg.
320	Freddie Solomon (1975), 12.3 avg.

Game

123	Mercury Morris (10-19-69 at KC) on 7
99	Jake Scott (11-10-74 at New Or) on 6
89	Jake Scott (11-22-70 vs. Balt) on 2

Longest Punt Returns

77t	Jake Scott (11-22-70 vs. Baltimore)
56	Joe Auer (11-6-66 vs. Buffalo), clip on 68t
50t	Freddie Solomon (11-9-75 vs. NY Jets)
47	Dick Anderson (9-26-71 at Buffalo)
46	Freddie Solomon (9-28-75 at New England)
46	Charlie Babb (11-23-75 vs. Baltimore)

Average Yards**Career**

10.5	Jake Scott (1970-75), 127 returns
------	-----------------------------------

Season

12.3	Freddie Solomon (1975), 26 returns
12.1	Jake Scott (1973), 22 returns

Game

18.8	Charlie Babb (11-23-75 vs. Baltimore), 4-75
17.6	Mercury Morris (10-19-69 at Kansas City), 7-123
16.5	Jake Scott (11-10-74 at New Orleans), 6-99

Fair Catches**Career**

55	Jake Scott (1970-75)
----	----------------------

Season

18	Jake Scott (1971)
----	-------------------

Game

6	Jake Scott (12-20-70 vs. Buffalo)
---	-----------------------------------

KICKOFF RETURNS**Total Returns****Career**

111	Mercury Morris (1969-73)
-----	--------------------------

Season

43	Mercury Morris (1969), 26.4 avg.
28	Mercury Morris (1970), 29.0 avg.
28	Joe Auer (1966), 24.9 avg.

Game

6	Mercury Morris (11-1-70 at Baltimore), 24.1 avg.
6	Gene Milton (9-21-68 vs. Oakland), 34.0 avg.
5	Joe Auer (11-6-66 at Buffalo), 29.4 avg.
5	Nat Moore (9-15-74 at New England), 29.2 avg.

Kickoff Return Yardage**Career**

2,947	Mercury Morris (1969-73)
-------	--------------------------

Season

1,136	Mercury Morris (1969), 26.4 avg.
812	Mercury Morris (1970), 29.0 avg.
698	Joe Auer (1966), 24.9 avg.
587	Nat Moore (1974), 26.7 avg.

Game

204	Gene Milton (9-21-68 vs. Oakland), long 73
146	Nat Moore (9-15-74 at New England), long 38
145	Mercury Morris (11-1-70 at Baltimore), long 33
147	Joe Auer (9-18-66 at Buffalo), long 45

Longest Kickoff Returns

105t	Mercury Morris (9-14-69 at Cincinnati)
96t	Mercury Morris (12-6-70 vs. New England)
95t	Joe Auer (9-2-66 vs. Oakland)
95	Bobby Neff (9-14-68 vs. Houston)
94t	Mercury Morris (12-5-71 at New England)

Average Yards**Career**

26.6	Mercury Morris (1969-73), 111 returns
------	---------------------------------------

Season

29.0	Mercury Morris (1970), 28 returns
28.2	Mercury Morris (1971), 15 returns
26.7	Nat Moore (1974), 22 returns

x-Game

34.0	Gene Milton (9-21-68 vs. Oakland), 6-204
29.4	Joe Auer (9-18-66 at Buffalo), 5-147
29.2	Nat Moore (9-15-75 at New England), 5-146
29.0	Nat Moore (12-7-75 vs. Buffalo), 4-116

x-4 or more returns

INTERCEPTIONS**Total Interceptions****Career**

35	Jake Scott (1970-75)
33	Dick Anderson (1968-74)

Season

10	Dick Westmoreland (1967)
8	Dick Anderson (1968, 1970, 1973)
8	Jake Scott (1974)
8	Willie West (1966)

Game

4	Dick Anderson (12-3-73 vs. Pittsburgh)
3	Willie West (10-23-66 at Houston)
3	Dick Westmoreland (11-26-67 vs. Buffalo)
3	Charlie Babb (9-22-75 vs. Oakland)
3	Curtis Johnson (11-9-75 at NY Jets)

Interception Yardage**Career**

760	Dick Anderson (1968-74)
425	Jake Scott (1970-75)

Season

230	Dick Anderson (1968) on 8
191	Dick Anderson (1970) on 8
163	Dick Anderson (1973) on 8
198	Jimmy Warren (1966) on 5

Game

121	Dick Anderson (12-3-73 vs. Pittsburgh) on 4
109	Dick Anderson (11-24-68 at New England) on 2

Longest Interception Returns

96t	Dick Anderson (11-24-68 at New Eng.), Tom Sherman
86	Dick Anderson (12-20-70 vs. Buffalo), Dennis Shaw
70t	Jimmy Warren (11-13-66 at KC), Len Dawson
Playoffs	
62t	Dick Anderson (1-2-72 vs. Baltimore), John Unitas

Touchdown Interceptions

Career	
3	Dick Anderson (1968-74), 96, 27, 38
2	Dick Westmoreland (1966-69), 39, 19
2	Bill Stanfill (1969-75), 15, 17

MISCELLANEOUS RETURNS

Blocked FG	
51t	Lloyd Mumphord (12-6-70 vs. New England)
47t	Curtis Johnson (12-19-71 vs. Green Bay)
Blocked Punt	
8t	Tim Foley (11-11-73 vs. Baltimore), David Lee
5t	Tim Foley (11-11-73 vs. Baltimore), David Lee
5t	Charlie Babb (12-24-72 vs. Cleveland), Don Cockroft
Fumble Recovery	
35t	Dick Anderson (10-15-72 vs. SD), Mike Garrett
13t	Nick Buoniconti (9-30-73 vs. New Eng.), John Tarver

RUSHING-RECEIVING

Career	
6,513	Larry Csonka (1968-74), 5,900-613
5,854	Jim Kiick (1968-74), 3,644-2,210
4,368	Mercury Morris (1969-75), 3,877-491
Season	
1,168	Mercury Morris (1972), 1,000-168
1,165	Larry Csonka (1972), 1,117-48
1,164	Larry Csonka (1971), 1,051-113
1,155	Jim Kiick (1970), 658-497
1,076	Jim Kiick (1971), 738-338
Game	
197	Mercury Morris (9-30-73 vs. New England), 197-0
174	Paul Warfield (11-14-71 vs. Pittsburgh), 16-158
160	Jim Kiick (11-15-70 vs. New Orleans), 82-78
157	Mercury Morris (11-1-70 at Baltimore), 89-68
156	Jim Kiick (9-26-71 at Buffalo), 108-48

DOLPHIN TEAM RECORDS

SCORING

Most Points Scored	
Season	385 (1972)
Game	52 (11-12-72 vs. New Eng)

Most Points Allowed	
Season	407 (1967)
Game	58 (9-18-66 at Buffalo)

Fewest Points Scored	
Season	213 (1966)
Game	0 (six times)

Fewest Points Allowed	
Season	150 (1973)
Game	0 (eight times)

Most Points, Both Teams

82	(9-18-66)
at Buffalo 58, Miami 24	
73	(12-17-67)
at Miami 41, Boston 32	
68	(9-21-68)
at Oakland 47, Miami 21	
67	(9-30-73)
at Miami 44, New England 23	

Fewest Points, Both Teams

12	(10-20-74)
at Miami 9, Kansas City 3	
16	(12-16-72)
at Miami 16, Baltimore 0	
17	(11-18-73)
Miami 17, at Buffalo 0	

Most Touchdowns Scored

Season	46 (1975)
Game	7 (11-12-72 vs. New Eng)

Most Touchdowns Allowed

Season	53 (1967)
Game	8 (9-18-66 at Buffalo)

Fewest Touchdowns Allowed

Season	15 (1973)
Game	21 (1972)

Most Touchdowns Rushing

Season	26 (1972, 1975)
Game	4 (four times)

Most Touchdowns Passing

Season	21 (1968)
Game	5 (four times)

Most TDs Rushing Allowed

Season	19 (1968)
Game	4 (9-18-66 at Buffalo)

Most TDs Passing Allowed

Season	31 (1967)
Game	5 (three times)

Fewest Touchdowns Rushing

Season	5 (1966)
--------	----------

Fewest Touchdowns Passing

Season	12 (1969)
--------	-----------

Fewest TDs Rushing Allowed

Season	8 (1972)
--------	----------

Fewest TDs Passing Allowed

Season	5 (1973)
--------	----------

Most PATs Scored

Season	43 (1972, 1974)
Game	7 (11-12-72 vs New Eng)

Most FGs Scored

Season	28 (1971)
Game	5 (9-26-71 at Buffalo)

Most PATs, Opponent

Season	47 (1967)
Game	7 (9-18-66 at Buffalo)

Most FGs, Opponent

Season	24 (1969)
Game	5 (9-28-69 at Houston)

Score by Quarters, Dolphins

1st	— 21 (12-20-70 vs. Buffalo)
2nd	— 28 (12-17-67 vs. Boston)
3rd	— 21 (11-3-74 vs. Atlanta)
4th	— 21 (9-30-73 vs. New Eng)
	21 (9-29-74 at San Diego)

Score by Halves, Dolphins

1st	— 35 (12-17-67 vs. Boston)
2nd	— 28 (12-10-67 vs. San Diego)

Score by Quarters, Both Teams

1st	— 27 (9-28-68 vs. K-City)
	Kansas City 24, Miami 3
2nd	— 34 (9-18-66 at Buffalo)
	Buffalo 27, Miami 7
3rd	— 28 (12-10-67 vs. San Diego)
	Miami 14, San Diego 14
4th	— 35 (11-17-74 vs. Buffalo)
	Buffalo 21, Miami 14

Score by Halves, Both Teams

1st	— 58 (9-18-66 at Buffalo)
	Buffalo 48, Miami 10
2nd	— 44 (9-30-73 vs New Eng)
	Miami 24, New England 20

Score by Quarters, Opponents

1st	— 24 (9-28-68 vs. K-City)
2nd	— 27 (9-18-66 at Buffalo)
3rd	— 17 (12-23-67 vs. Houston)
4th	— 28 (10-2-66 at San Diego)

Score by Halves, Opponents

1st	— 48 (9-18-66 at Buffalo)
2nd	— 38 (10-2-66 at San Diego)

FIRST DOWNS

Most First Downs

Season	291 (1971)
Game	30 (9-24-72 vs. Houston)
	29 (12-3-72 vs. New Eng)
	25 (four times)

Most First Downs Allowed

Season	269 (1967)
Game	28 (11-3-68 at San Diego)

Fewest First Downs

Season	200 (1966)
Game	7 (10-3-70 vs. Oakland)

Fewest First Downs Allowed

Season	186 (1972)
Game	4 (11-11-73 vs. Baltimore)

Most First Downs Rushing

Season	170 (1972)
Game	19 (10-29-72 vs. Baltimore)

Most First Downs Passing

Season	144 (1968)
Game	16 (9-21-68 vs. Oakland)

Most First Downs Penalty

Season	25 (1968)
Game	6 (12-4-66 at Denver)
	6 (11-28-67 vs. Buffalo)

First Downs Rushing Allowed

Season	116 (1968)
Game	15 (9-24-67 vs. K-City)

First Downs Passing Allowed

Season	142 (1967)
Game	17 (10-1-67 at NY Jets)

First Downs Penalty Allowed

Season	21 (1967)
Game	5 (12-17-67 vs. New Eng)

Fewest First Downs Rushing

Season	65 (1967)
Game	0 (10-15-67 at Boston)

Fewest First Downs Passing

Season	91 (1973)
Game	2 (10-15-73 at Cleveland)

Fewest First Downs Penalty

Season	13 (1973)
--------	-----------

TOTAL YARDS

Most Net Yards Gained

Season	5036	(1972)
	4509	(1975)
	4412	(1971)
Game	501	(12-3-72 vs. New Eng)
	482	(11-12-72 vs. New Eng)
	446	(11-29-71 vs. Chicago)
	439	(11-2-75 at Chicago)

Fewest Net Yards Gained

Season	3458	(1966)
Game	111	(9-9-66 vs. NY Jets)

Most Net Yards Opponent

Season	4980	(1967)
Game	542	(9-21-68 vs. Oakland)
	508	(9-18-66 at Buffalo)

Fewest Net Yards Opponent

Season	3281	(1973)
Game	76	(10-21-73 vs. Buffalo)

RUSHING

Most Yards Rushing

Season	2980	(1972)
	2521	(1973)
Game	315	(11-11-73 vs. Balt)
	304	(12-3-72 at New Eng)
	302	(11-7-71 vs. Buffalo)
	301	(9-30-73 vs. New Eng)

Fewest Yards Rushing

Season	1323	(1967)
Game	23	(9-24-67 vs. K-City)

Most Yards Rushing Allowed

Season	2172	(1968)
Game	279	(12-3-67 at Houston)

Fewest Yards Rushing Allowed

Season	1453	(1970)
Game	72	(12-1-75 vs. New Eng)

Most Attempts Rushing

Season	613	(1972)
Game	53	(10-6-68 at Houston)
	53	(10-27-74 vs. Balt)
	53	(11-3-74 vs. Atlanta)

Fewest Attempts Rushing

Season	326	(1967)
Game	16	(12-3-67 at Houston)

Most Attempts Opponent

Season	511	(1973)
Game	51	(12-9-73 at Balt)

Fewest Attempts Opponent

Season	387	(1970)
Game	12	(10-10-70 at NY Jets)

PASSING

Most Yards Passing

Season	2402	(1968)
Game	316	(11-2-75 at Chicago)
	312	(9-21-68 vs. Oakland)
	301	(11-12-72 vs. New Eng)

Fewest Yards Passing

Season	1582	(1973)
Game	22	(11-23-69 vs. Houston)
	46	(10-25-70 vs. Cleveland)

Most Yards Passing Allowed

Season	3101	(1966)
Game	427	(10-1-67 at NY Jets)
	347	(10-18-70 at Buffalo)
	344	(9-21-68 at Oakland)

Fewest Yards Passing Allowed

Season	1290	(1973)
Game	1	(10-21-73 vs. Buffalo)

Most Pass Attempts

Season	480	(1967)
Game	52	(11-27-66 vs. Boston)

Fewest Pass Attempts

Season	256	(1973)
Game	10	(11-22-73 at Dallas)

Most Attempts Opponent

Season	425	(1966)
Game	46	(11-6-66 vs. Buffalo)

Fewest Attempts Opponent

Season	320	(1973)
Game	8	(12-9-73 at Baltimore)

Most Pass Completions

Season	229	(1967)
Game	26	(9-21-68 vs. Oakland)

Fewest Pass Completions

Season	133	(1973)
Game	3	(10-15-73 at Cleveland)

Most Completions Opponent

Season	234	(1970)
Game	26	(10-13-74 at Wash)

Fewest Completions Opponent

Season	151	(1973)
Game	2	(11-9-69 at Boston)

Most Dolphin QB Sacked

Season	53	(1969)
Game	8	(9-20-70 at New Eng)

Fewest Dolphin QB Sacked

Season	13	(1973)
--------	----	--------

Most Opponent QB Sacked

Season	45	(1973)
Game	9	(10-21-73 vs. Buffalo)

Fewest Opponent QB Sacked

Season	16	(1966)
--------	----	--------

Most Yards Lost QB Sack

Season	481	(1969)
Game	80	(9-20-70 at New Eng)

Fewest Yards Lost QB Sack

Season	93	(1973)
--------	----	--------

Most Yards Lost, Opponent QB

Season	314	(1973)
Game	59	(10-21-73 vs. Buffalo)

Fewest Yards Lost, Opponent QB

Season	157	(1970)
--------	-----	--------

Most Had Intercepted

Season	32	(1966)
Game	6	(11-13-66 at K-City)

Fewest Had Intercepted

Season	10	(1971)
--------	----	--------

Most Opp. Had Intercepted

Season	31	(1966)
Game	6	(12-3-73 vs. Pitt)
	6	(10-19-75 at NY Jets)

Fewest Opp. Had Intercepted

Season	16	(1974)
--------	----	--------

INTERCEPTIONS

Most Interceptions

Season	31	(1966)
Game	6	(12-3-73 vs. Pitt)
	6	(10-19-75 at NY Jets)

Fewest Interceptions

Season	16	(1974)
--------	----	--------

Most Interceptions Opponent

Season	32	(1966)
Game	6	(11-13-66 at K-City)

Fewest Interceptions Opponent

Season	10	(1971)
--------	----	--------

Most Yards Intc. Returns

Season	522	(1966)
Game	121	(12-20-70 vs. Buffalo)

Fewest Yards Intc. Returns

Season	139	(1974)
--------	-----	--------

Most Yards Intc. Opponent

Season	596	(1969)
Game	138	(9-21-68 vs. Oakland)

Fewest Yards Intc. Opponent

Season	166	(1971)
--------	-----	--------

Most TDs Interceptions

Season	4	(1966)
Game	2	(12-3-73 vs. Pitt)

Most TDs Intc. Opponent

Season	3	(1967 and 1969)
Game	1	(15 times)

PENALTIES

Most Penalties

Season	77	(1970)
Game	11	(10-3-70 vs. Oakland)
	11	(12-3-72 at New Eng)

Most Yards Penalized

Season	834	(1970)
Game	135	(10-3-70 vs. Oakland)
	115	(12-3-72 at New Eng)

Most Penalties Opponent

Season	82	(1975)
Game	15	(10-11-69 at SD)

Most Yards Penalized Opponent

Season	882	(1966)
Game	144	(11-5-67 at Buffalo)

Fewest Yards Penalized

Season	416	(1973)
Game	4	(12-20-75 vs. Denver)

Fewest Penalties

Season	48	(1968)
Game	1	(12-20-75 vs. Denver)
	1	(11-11-73 vs. Baltimore)
	1	(12-16-72 vs. Baltimore)

Fewest Penalties Opponent

Season	59	(1967)
Game	1	(four times)

Fewest Yards Penal. Opponent

Season	525	(1974)
Game	5	(three times)

PUNT RETURNS

Most Punt Returns

Season	46	(1974)
Game	7	(10-19-69 at K-City)

Most Yards Punt Returns

Season	520	(1974)
Game	123	(10-19-69 at K-City)

Most TDs Punt Returns

Season	1	(1970 and 1975)
--------	---	-----------------

Most Punt Returns Opponent

Season	42	(1974)
Game	5	(four times)

Most Yards Punt Ret. Opponent

Season	373	(1975)
Game	110	(11-1-70 at Baltimore)

Most TDs Punt Ret. Opponent

Season	1	(1966, 1970, 1975)
--------	---	--------------------

PUNTING

Most Punts

Season	85	(1969)
Game	10	(9-9-66 vs. NY Jets)

Fewest Punts

Season	44	(1972)
Game	1	(three times)

Most Punting Yards

Season	3451	(1969)
Game	483	(9-9-66 vs. NY Jets)

Fewest Punting Yards

Season	1734	(1972)
Game	36	(11-12-72 vs. New Eng)

Highest Punting Average

Season	42.3	(1973)
Game	52.0	(10-7-73 vs. NY Jets)

Lowest Punting Average

Season	38.6	(1974)
Game	28.2	(11-30-69 vs. New Eng)

Most Punts Opponent

Season	80	(1969)
Game	11	(11-11-73 vs. Baltimore)

Fewest Punts Opponent

Season	52	(1967)
--------	----	--------

Most Punt Yards Opponent

Season	3526	(1969)
Game	386	(11-11-73 vs. Balt)

Highest Punt Avg. Opponent

Season	44.1	(1969)
Game	49.8	(12-13-70 vs. NY Jets)

SHUTOUTS

Opponent Scoreless

History	8
Season	3 (1972)

Dolphins Scoreless

History	6
Season	3 (1967)

KICKOFF RETURNS

Most Kickoff Returns

Season	67	(1967)
Game	9	(9-18-66 at Buffalo)

Most Yards Kickoff Returns

Season	1507	(1966)
Game	245	(12-5-71 at New Eng)
	229	(11-13-66 at K-City)

Most TDs Kickoff Returns

Season	1	(1969 and 1970)
--------	---	-----------------

Most Kickoff Returns Opponent

Season	65	(1975)
Game	8	(twice)

Most Yards Kick Ret. Opponent

Season	1549	(1975)
Game	207	(9-17-67 vs. Denver)

Most TDs Kick Ret. Opponent

Season	1	(1966, 1970, 1975)
--------	---	--------------------

FUMBLES

Most Fumbles

Season	36	(1967)
Game	5	(11-15-70 vs. New Or)

Most Fumbles Lost

Season	16	(1967 and 1973)
Game	4	(11-5-70 vs. New Or)
	4	(9-19-71 at Denver)

Most Opponent Fumbles

OPPONENTS RECORDS SINGLE-GAME, TEAM

First Downs

- 28 San Diego (11-3-68 at San Diego)
- 27 New England (12-17-67 at Miami)

By Rushing

- 15 Kansas City (9-24-67 at Miami)
- 14 San Diego (11-3-68 at San Diego)

By Passing

- 17 New York Jets (10-1-67 at New York)

By Penalty

- 5 New England (12-17-67 at Miami)

Rushing Yards

- 279 Houston (12-3-67 at Houston) 49 att.
- 252 Kansas City (9-24-67 at Miami) 43 att.
- 247 Houston (12-23-67 at Houston) 43 att.
- 242 Buffalo (11-18-73 at Buffalo) 39 att.

Attempts

- 51 Baltimore (12-9-73 at Baltimore) 166 yds
- 49 Houston (12-3-67 at Houston) 279 yds

Touchdowns

- 4 Buffalo (9-18-66 at Buffalo)
- 4 Baltimore (11-23-75 at Miami)

Passing Yards

- 427 New York Jets (10-1-67 at New York)
- 347 Buffalo (10-18-70 at Buffalo)
- 344 Oakland (9-21-68 at Oakland)

Attempts

- 46 Buffalo (11-6-66 at Miami) 16 comp.

Completions

- 26 Washington (10-13-74 at Wash) 39 att.
- 25 New York Jets (10-1-67 at NY) 43 att.
- 25 Pittsburgh (11-14-71 at Miami) 37 att.

Had Intercepted

- 6 Pittsburgh (12-3-73 at Miami)
- 6 New York Jets (10-19-75 at New York)
- 5 San Diego (12-10-67 at Miami)

Touchdowns

- 5 Kansas City (10-8-67 at Kansas City)
- 5 New England (10-15-67 at Boston)
- 5 New York Jets (12-1-68 at New York)

Total Yards

- 542 Oakland (9-21-68 at Miami) 329-213
- 508 Buffalo (9-18-66 at Buffalo) 179-329
- 479 San Diego (11-3-68 at SD) 239-240

Interceptions

- 6 Kansas City (11-13-66 at KC) 28 yds.

Intc. Return Yards

- 138 Oakland (9-21-68 at Miami) 5 intc.

Punt Returns

- 5 (four times)

Punt Return Yards

- 110 Baltimore (11-1-70 at Balt) 3 ret.
- 103 Buffalo (9-18-66 at Buffalo) 5 ret.

Kickoff Returns

- 8 New England (12-17-66 at Boston) 165 yds.
- 8 Chicago (11-2-75 at Chicago) 165 yds.

Kickoff Return Yards

- 207 Denver (9-17-67 at Miami) 6 ret.

Penalties

- 15 San Diego (10-11-69 at SD) 96 yds.

Yards Penalized

- 144 Buffalo (11-5-67 at Buffalo) on 10
- 113 San Diego (10-2-66 at SD) on 11
- 109 Buffalo (9-18-66 at Buffalo) on 8

Fumbles/Lost

- 7-3 Buffalo (11-7-71 at Miami)
- 6-3 New England (12-15-74 at Miami)
- 4-4 Buffalo (10-18-70 at Buffalo)
- 4-4 New York Giants (12-10-72 at NY)

Total Points

- 58 Buffalo (9-18-66 at Buffalo) 8 TD
- 48 Kansas City (9-28-68 at Miami) 6 TD
- 47 Oakland (9-21-68 at Miami) 6 TD

First Half

- 48 Buffalo (9-18-66 at Buffalo)

Second Half

- 38 San Diego (10-2-66 at San Diego)

OPPONENTS LONGEST PLAYS

Run from Scrimmage

- 80t Carl Garrett, New England (11-9-69 at New England)
- 76t Robert Holmes, Kansas City (9-28-68 at Miami)
- 64 Hoyle Granger, Houston (12-23-67 at Miami)
- 56t Don Woods, San Diego (9-29-74 at San Diego)
- 54t Paul Robinson, Cincinnati (11-17-68 at Miami)

Pass Play

- 93t Mike Livingston to Otis Taylor-Robert Holmes, Kansas City (10-19-69 at KC)
- 89t Joe Namath to Richard Caster, NY Jets (10-7-74 at Miami)
- 89t Len Dawson to Otis Taylor, Kansas City (11-14-66 at KC)
- 82t Dan Pastorini to Charlie Joiner, Houston (9-24-72 at Miami)
- 80t Sam Wyche to Bob Trumpy, Cincinnati (11-17-68 at Cincinnati)
- 79t Max Choboian to Charlie Mitchell, Denver (12-4-66 at Denver)
- 73t Daryle Lamonica to Warren Wells, Oakland (9-21-68 at Miami)
- 71 Joe Namath to Bake Turner, NY Jets (12-15-68 at Miami)
- 67t Steve Tensi to Floyd Little, Denver (12-7-69 at Miami)

Interception Return

- 76t Dave Grayson, Oakland (Bob Griese), 9-20-69 at Oakland
- 66t Ken Houston, Houston (Bob Griese), 9-15-68 at Miami
- 65t Kenny Graham, San Diego (Bob Griese), 10-11-69 at San Diego
- 60t Butch Byrd, Buffalo (Rick Norton), 9-18-66 at Buffalo

Punt Return

- 83t Billy Johnson, Houston (11-16-75 at Houston)
- 80t Ron Gardin, Baltimore (11-1-70 at Baltimore)
- 72t Butch Byrd, Buffalo (9-18-66 at Buffalo)

Kickoff Return

- 102t Harold Hart, Oakland (9-22-75 at Miami)
- 99t Jim Duncan, Baltimore (11-1-70 at Baltimore)
- 96t Emerson Boozer, NY Jets (11-20-66 at New York)
- 73 O.J. Simpson, Buffalo (11-16-69 at Buffalo)
- 65 Jim Duncan, Baltimore (11-22-70 at Miami)

Fumble Recovery

- 58t Rick Redman, San Diego (Dick Wood), 10-2-66 at San Diego
- 42t Dave Washington, Buffalo (Mercury Morris), 11-17-74 at Miami

Field Goal

- 52 Jan Stenerud, Kansas City (9-28-68 at Miami)
- 51 Charlie Gogolak, New England (10-17-71 at Miami)
- 51 Bruce Alford, Buffalo (10-12-68 at Miami)
- 50 John Leypoldt, Buffalo (10-21-73 at Miami)
- 49 Gino Cappalletti, New England (11-27-66 at Miami)
- 49 Jim Turner, NY Jets (12-15-68 at Miami)

Punt

- 70 Bob Scarpitto, Denver (10-16-66 at Miami)
- 62 Jim Norton, Houston (10-23-66 at Houston)

OPPONENTS RECORDS SINGLE-GAME, INDIVIDUAL

Rushing Yards

- 164 Jim Nance, Boston (12-17-67 at Miami) 24 att.
- 160 Hoyle Granger, Houston (12-23-67 at Miami) 21 att.
- 151 Dick Post, San Diego (11-3-68 at SD) 21 att.
- 141 Woody Campbell, Houston (12-3-67 at Houston) 18 att.
- 133 Jim Nance, Boston (11-27-66 at Miami) 23 att.

Attempts

- 35 Lydell Mitchell (12-9-73 at Baltimore) 104 yds
- 30 Lydell Mitchell (12-15-75 at Baltimore) 85 yds
- 26 Lydell Mitchell (11-23-75 at Miami) 106 yds

Touchdowns

- 3 Paul Robinson, Cincinnati (11-17-68 at Cincinnati)
- 3 Don McCauley, Baltimore (11-23-75 at Miami)

Passing Yards

- 415 Joe Namath, NY Jets (10-1-67 at NY) 23-39-1
- 358 Dennis Shaw, Buffalo (10-18-70 at Buff) 24-32-2
- 344 Daryle Lamonica, Oakland (9-21-68 at Miami) 15-24-0
- 308 Mike Livingston, K-City (10-19-69 at KC) 17-34-1
- 303 Sonny Jurgensen, Washington (10-13-74 at Wash) 26-39-3

Attempts

- 41 Joe Ferguson, Buffalo (12-7-75 at Miami) 20 comp.
- 41 Jim Plunkett, New Eng (12-15-74 at Miami) 15 comp.
- 40 Joe Namath, NY Jets (10-10-70 at New York) 17 comp.

Completions

- 26 Sonny Jurgensen, Wash (10-13-74 at Wash) 39 att.
- 25 Terry Bradshaw, Pittsburgh (11-14-71 at Miami) 36 att.
- 24 Dennis Shaw, Buffalo (10-18-70 at Buffalo) 32 att.

Had Intercepted

- 6 Joe Namath, NY Jets (10-19-75 at NY) 8-24-6
- 4 John Hadl, San Diego (11-12-67 at SD) 14-27-4
- 4 Jack Kemp, Buffalo (11-26-67 at Miami) 17-31-4
- 4 John Hadl, San Diego (12-10-67 at Miami) 9-21-4
- 4 John McCormick, Denver (10-16-66 at Miami) 9-25-4
- 4 George Blanda, Houston (10-23-66 at Hou) 14-34-4

Touchdowns

- 5 Len Dawson, K-City (10-8-67 at KC) 13-23 250 yds
- 5 Babe Parilli, Boston (10-15-67 at Boston) 16-20 281 yds
- 4 Steve Tensi, San Diego (10-2-66 at SD) 9-12 223 yds

Receiving Yards

- 157 Bake Turner, NY Jets (12-15-68 at Miami) 7 catch
- 145 Marlin Briscoe, Buffalo (10-18-70 at Buff) 7 catch
- 144 George Sauer, NY Jets (10-20-66 at NY) 8 catch

Receptions

- 10 George Sauer, NY Jets (10-1-67 at NY) 120 yds
- 9 Fred Biletnikoff, Oakland (9-20-69 at Oak) 132 yds

Touchdowns

- 3 Jim Whalen, Boston (10-15-67 at Boston) 6-134
- 3 Billy Cannon, Oakland (11-19-67 at Oak) 6-99

Field Goals

- 5 Roy Gerela, Houston (9-28-69 at Houston) of 5
- 4 George Blanda, Oakland (9-23-73 at Oak) of 4

Interceptions

- 2 (many players)

Kickoff Return Yards

- 185 Floyd Little, Denver (9-17-67 at Miami) 5 ret.
- 159 Harold Hart, Oakland (9-22-75 at Miami) 3 ret
- 154 Gerald Tinker, Atlanta (11-3-74 at Miami) 7 ret

Punt Return Yards

- 110 Ron Gardin, Baltimore (11-1-70 at Balt) 3 ret
- 99 Billy Johnson, Houston (11-16-75 at Hou) 2 ret

MEDIA INFORMATION

ORANGE BOWL STADIUM

The Orange Bowl, home of the Dolphins, was dedicated Dec. 10, 1937 when President Franklin D. Roosevelt pushed a button in Washington and turned on the lights for a game between the University of Miami and Georgia. At that time, the structure seated 22,000.

It was expanded to 60,000 seats in 1946 by double-decking the north and south stands, and in 1968, the capacity rose to 75,000 when the west end zone was decked. Demand for Dolphin tickets in 1971 prompted the installation of temporary bleachers in the east end zone, and capacity jumped to 80,045.

The playing surface was changed to Poly-Turf in 1970, and the slippery, matted surface was replaced in 1972 and finally removed in March 1976 so that Prescription Athletic Turf could be installed.

With the dismantling of the east end-zone bleachers in 1976, the stadium capacity is now 75,450. The turnstile record for a Dolphin game is 78,914 set Nov. 19, 1972 against the New York Jets.

PRESS CREDENTIALS

Certified newspaper, radio and television representatives should address all requests for working press credentials to Bob Kearney, Public Relations Director, Miami Dolphins, 330 Biscayne Boulevard, Miami, Fla. 33132. Telephone (305) 379-1851 or 379-1855. The pressbox is reached by elevator from the Press Gate between Gates 9 and 10. Requests for telecopier installations and operating personnel should be filed directly with the various copy-sending services.

SOUTH FLORIDA MEDIA NEWSPAPERS

MIAMI HERALD

One Herald Plaza
Miami, Fla. 33101
(305) 350-2601

Edwin Pope, Sports Editor
Ed Storin, Exec. Sports Ed
Gary Long, Dolphins
Bill Braucher, Columnist

MIAMI NEWS

One Herald Plaza
Miami, Fla. 33101
(305) 350-2175

John Crittenden, Sports Editor
Jeff Denberg, Exec. Sports Ed.
Charlie Nobles, Dolphins

UNITED PRESS INT'L

One Herald Plaza
Miami, Fla. 33101
(305) 373-7685

Les Kjos

ASSOCIATED PRESS

2125 Biscayne Blvd.
Miami, Fla. 33137
(305) 573-7230

John Skinner

FORT LAUDERDALE NEWS

101 N. New River Dr., E.
Ft. Lauderdale, Fla. 33301
(305) 761-4220

Miami Tel. 947-2632

Bernie Lincicome, Sports Editor
Dan Norman, Exec. Sports Editor
Bob Padecky, Dolphins

PALM BEACH POST-TIMES

2751 South Dixie Hwy.
West Palm Beach, Fla. 33405
(305) 833-7411

Miami Tel. 949-8131

Bob Bassine, Exec. Sports Ed
Larry Bush, Times Sports Ed
Chuck Otterson, Dolphins

FORT LAUDERDALE SUN-SENTINEL

101 N. New River Dr., E.
Ft. Lauderdale, Fla. 33301
(305) 761-4220

Miami Tel. 947-2632

Craig Barnes, Sports Editor
Chris Polkowski, Dolphins

SOUTH DADE NEWS-LEADER

15 N.E. First Road
Homestead, Fla. 33030
(305) 245-2311

Bill Zajac

MIAMI BEACH SUN-REPORTER

1771 West Avenue
Miami Beach, Fla. 33139
(305) 532-4531

Mike Kram
Joel Ehrenberg

DIARIO LAS AMERICAS

c/o 4185 S.W. 83 Avenue
Miami, Fla. 33155
(305) 377-2766

George Cunill

MIAMI-METRO NEWS BUREAU

499 Biscayne Boulevard
Miami, Fla. 33132
(305) 579-6327

Low Price
Howard Berger
Lee Evans

HOLLYWOOD SUN-TATTLER

2600 N. 29 Avenue
Hollywood, Fla. 33020
(305) 922-1516

Miami Tel. 945-8831
Ed Plaisted, Sports Editor

TELEVISION**WTVJ-TV (4-CBS)**

316 N. Miami Avenue
Miami, Fla. 33128
(305) 377-3171

Bernie Rosen, Sports Dir.
Tony Segreto
Jane Chastain
Roger Twibell

WCKT-TV (7-NBC)

1401 N. Bay Causeway
Miami, Fla. 33138
(305) 751-6692

George Mills
Dave Willingham
John Emmert

WPLG-TV (10-ABC)

3900 Biscayne Blvd.
Miami, Fla. 33137
(305) 573-7111

Chuck Dowdle
Roy Firestone

WCIX-TV (6-IND.)

1111 Brickell Avenue
Miami, Fla. 33101
(305) 371-3393

Bob Sheridan
Mark Rosenweig

WPTV-TV (5-NBC)

P. O. Box 510
Palm Beach, Fla. 33480
(305) 655-5455

Miami Tel. 949-0719
Buck Kinnaird
Dick Sanford

WPEC-TV (12-ABC)

Fairfield Drive
West Palm Beach, Fla. 33407
(305) 848-7211

Miami Tel. 944-5060
Jim Gallagher

RADIO**WIOD (610)**

1401 N. Bay Causeway
Miami, Fla. 33138
(305) 759-4319

Rick Weaver, Sports Dir.
Henry Barrow
Al Minter

WKAT (1360)

1759 Bay Road
Miami Beach, Fla. 33139
(305) 531-8181, 538-3631

Sonny Hirsch

WINZ (940)

100 Biscayne Boulevard
Miami, Fla. 33132
(305) 374-0094, 371-8140

Ron Harrison
Rick Arenstein

WWOK (1260)

1699 Coral Way
Miami, Fla. 33145
(305) 856-1260, 854-6398

Evan Carl

WVCG (1080)

377 Alhambra Circle
Coral Gables, Fla. 33134
(305) 448-9531

Les Smith

WAVS (1190)

P. O. Box 7539
Ft. Lauderdale, Fla. 33304
(305) 561-1190

Miami Tel. 944-3141

Bob Roberts
Stan Saunders

WFTL (1400)

3000 N. Federal Highway
P. O. Box 5333
Ft. Lauderdale, Fla. 33310

(305) 565-1400
Miami Tel. 947-5551

Ted Agnew

WGMA (1320)

909 South US 441
Hollywood, Fla. 33024
(305) 431-1320

Miami Tel. 625-2422

Clark Porterfield
Joe Croghan

DOLPHINS RADIO NETWORK**RICK WEAVER****HENRY BARROW****AL MINTER**

Miami radio station WIOD (610 AM) has been the originating station for a state network which broadcasts all Dolphin games since the team began playing in 1966. The "Voice of the Dolphins" for the sixth season is Rick Weaver, who handles the play-by-play account. Henry Barrow and Al Minter provide color commentary and dressing room interviews. Network stations and their AM kilocycles:

Belle Glade..... WSWN900
Bradenton/Sarasota..... WTRL.....1490
Dade City..... WDCF1350
Daytona Beach..... WROD....1340
Fort Myers..... WINK.....1240
Gainesville/Ocala WRUF.....850
Jacksonville WMBR....1460
Key West WKIZ1500
Miami/Fort Lauderdale WIOD610
Naples/Marco Island WNOG....1270
Orlando..... WKIS740
Stuart/Fort Pierce..... WMCF92.7
Tallahassee..... WTNT1270
Tampa/St. Petersburg... WDAE1250
Titusville/Cocoa..... WRMF1060
Vero Beach WAXE.....1370
West Palm Beach..... WPOM ...1600

DOLPHIN HOTELS ON ROAD

Detroit Northfield Hilton (313) 689-8637
Tampa Causeway Inn (813) 884-8495
Houston..... Stouffer's Greenway Plaza..... (713) 629-1200
New Orleans..... Marriott (504) 581-1000
Buffalo Sheraton (Buffalo East) (716) 681-2400
New England Marriott (Newton) (617) 969-1000
Baltimore Cross Keys Inn (301) 532-6900
New York..... Marriott (Saddlebrook, N.J.) (201) 843-9500
Pittsburgh William Penn Hotel (412) 281-7100
Cleveland Hollenden House (216) 621-0700

NATIONAL FOOTBALL LEAGUE

410 Park Avenue, New York, N.Y. 10022
Phone 212-758-1500

Pete Rozelle, Commissioner
Jim Kensil, Executive Director
Don Weiss, Public Relations Director
Joe Browne, Assistant Public Relations Director
Jim Heffernan, NFC Director of Information
Jack Hand, AFC Director of Information

AMERICAN CONFERENCE

WESTERN	EASTERN	CENTRAL
Denver	Baltimore	Cincinnati
Kansas City	Buffalo	Cleveland
Oakland	Miami	Houston
San Diego	New England	Pittsburgh
Tampa Bay	New York Jets	

NATIONAL CONFERENCE

WESTERN	EASTERN	CENTRAL
Atlanta	Dallas	Chicago
Los Angeles	New York Giants	Detroit
New Orleans	Philadelphia	Green Bay
San Francisco	St. Louis	Minnesota
Seattle	Washington	

1976 REGULAR-SEASON SCHEDULE (All Times Local)

SUNDAY, SEPTEMBER 12		MONDAY, SEPTEMBER 27	
Baltimore at New England	1:00	Washington at Philadelphia	9:00
Denver at Cincinnati	1:00	SUNDAY, OCTOBER 3	
Detroit at Chicago	1:00	Cincinnati at Cleveland	1:00
Los Angeles at Atlanta	1:00	Dallas at Seattle	1:00
Minnesota at New Orleans	1:00	Detroit at Green Bay	1:00
NY Giants at Washington	1:00	Houston at New Orleans	1:00
NY Jets at Cleveland	1:00	Kansas City at Buffalo	1:00
Philadelphia at Dallas	1:00	Los Angeles at Miami	4:00
Pittsburgh at Oakland	1:00	NY Giants at St. Louis	1:00
St. Louis at Seattle	1:00	NY Jets at San Francisco	1:00
San Diego at Kansas City	1:00	Oakland at New England	1:00
San Francisco at Green Bay	1:00	Philadelphia at Atlanta	1:00
Tampa Bay at Houston	1:00	San Diego at Denver	2:00
MONDAY, SEPTEMBER 13		Tampa Bay at Baltimore	2:00
Miami at Buffalo	9:00	Washington at Chicago	1:00
SUNDAY, SEPTEMBER 19		MONDAY, OCTOBER 4	
Atlanta at Detroit	1:00	Pittsburgh at Minnesota	8:00
Chicago at San Francisco	1:00	SUNDAY, OCTOBER 10	
Cincinnati at Baltimore	2:00	Atlanta at New Orleans	1:00
Cleveland at Pittsburgh	1:00	Buffalo at NY Jets	1:00
Dallas at New Orleans	1:00	Chicago at Minnesota	1:00
Green Bay at St. Louis	1:00	Dallas at NY Giants	1:00
Houston at Buffalo	1:00	Denver at Houston	1:00
Los Angeles at Minnesota	3:00	Kansas City at Washington	1:00
Miami at New England	1:00	Miami at Baltimore	4:00
NY Giants at Philadelphia	1:00	New England at Detroit	1:00
NY Jets at Denver	2:00	Oakland at San Diego	1:00
San Diego at Tampa Bay	1:00	Pittsburgh at Cleveland	1:00
Seattle at Washington	1:00	St. Louis at Philadelphia	1:00
MONDAY, SEPTEMBER 20		Seattle-Green Bay, Minn.	1:00
Oakland at Kansas City	8:00	Tampa Bay at Cincinnati	1:00
SUNDAY, SEPTEMBER 26		MONDAY, OCTOBER 11	
Atlanta at Chicago	1:00	San Francisco at Los Angeles	6:00
Baltimore at Dallas	3:00	SUNDAY, OCTOBER 17	
Buffalo at Tampa Bay	1:00	Baltimore at Buffalo	1:00
Cleveland at Denver	2:00	Chicago at Los Angeles	1:00
Green Bay at Cincinnati	1:00	Cincinnati at Pittsburgh	1:00
Minnesota at Detroit	1:00	Cleveland at Atlanta	1:00
New England at Pittsburgh	1:00	Dallas at St. Louis	3:00
New Orleans at Kansas City	1:00	Detroit at Washington	1:00
NY Giants at Los Angeles	1:00	Houston at San Diego	1:00
NY Jets at Miami	1:00	Kansas City at Miami	1:00
Oakland at Houston	1:00	New Orleans at San Francisco	1:00
St. Louis at San Diego	1:00	NY Giants at Minnesota	1:00
San Francisco at Seattle	1:00		

Oakland at Denver	2:00	MONDAY, NOVEMBER 15	
Philadelphia at Green Bay	1:00	Buffalo at Dallas	8:00
Seattle at Tampa Bay	1:00	SUNDAY, NOVEMBER 21	
MONDAY, OCTOBER 18		Chicago at Detroit	1:00
NY Jets at New England	9:00	Cincinnati at Kansas City	1:00
SATURDAY, OCTOBER 23		Cleveland at Tampa Bay	1:00
Atlanta at San Francisco	7:00	Dallas at Atlanta	1:00
SUNDAY, OCTOBER 24		Houston at Pittsburgh	1:00
Baltimore at NY Jets	1:00	Los Angeles at San Francisco	1:00
Chicago at Dallas	1:00	Minnesota-Green Bay (Milw.)	1:00
Cincinnati at Houston	3:00	New England at NY Jets	1:00
Denver at Kansas City	1:00	New Orleans at Seattle	1:00
Detroit at Seattle	1:00	NY Giants at Denver	2:00
Green Bay at Oakland	1:00	Oakland at Philadelphia	1:00
Los Angeles at New Orleans	1:00	San Diego at Buffalo	1:00
Miami at Tampa Bay	1:00	Washington at St. Louis	3:00
Minnesota at Philadelphia	1:00	MONDAY, NOVEMBER 22	
New England at Buffalo	1:00	Baltimore at Miami	9:00
Pittsburgh at NY Giants	1:00	THURSDAY, NOVEMBER 25	
San Diego at Cleveland	1:00	(Thanksgiving Day)	
MONDAY, OCTOBER 25		Buffalo at Detroit	12:30
St. Louis at Washington	9:00	St. Louis at Dallas	2:30
SUNDAY, OCTOBER 31		SUNDAY, NOVEMBER 28	
Cleveland at Cincinnati	1:00	Atlanta at Houston	1:00
Dallas at Washington	4:00	Denver at New England	1:00
Denver at Oakland	1:00	Green Bay at Chicago	1:00
Green Bay at Detroit	1:00	Kansas City at San Diego	1:00
Kansas City at Tampa Bay	1:00	Miami at Cleveland	1:00
Minnesota at Chicago	1:00	New Orleans at Los Angeles	1:00
New England at Miami	1:00	NY Jets at Baltimore	2:00
New Orleans at Atlanta	1:00	Philadelphia at Washington	1:00
NY Jets at Buffalo	1:00	Pittsburgh at Cincinnati	3:00
Philadelphia at NY Giants	1:00	Seattle at NY Giants	1:00
San Diego at Pittsburgh	1:00	Tampa Bay at Oakland	1:00
San Francisco at St. Louis	1:00	MONDAY, NOVEMBER 29	
Seattle at Los Angeles	1:00	Minnesota at San Francisco	6:00
MONDAY, NOVEMBER 1		SATURDAY, DECEMBER 4	
Washington at Baltimore	9:00	Atlanta at Los Angeles	12:30
SUNDAY, NOVEMBER 7		Baltimore at St. Louis	12:00
Atlanta at Seattle	1:00	SUNDAY, DECEMBER 5	
Baltimore at San Diego	1:00	Buffalo at Miami	4:00
Buffalo at New England	1:00	Chicago at Seattle	1:00
Cleveland at Houston	1:00	Dallas at Philadelphia	1:00
Detroit at Minnesota	3:00	Detroit at NY Giants	1:00
Miami at NY Jets	1:00	Green Bay at Minnesota	1:00
New Orleans-GB (Milwaukee)	1:00	Houston at Cleveland	1:00
NY Giants at Dallas	1:00	Kansas City at Denver	2:00
Oakland at Chicago	1:00	New Orleans at New England	1:00
Philadelphia at St. Louis	12:00	San Francisco at San Diego	1:00
Pittsburgh at Kansas City	1:00	Tampa Bay at Pittsburgh	1:00
Tampa Bay at Denver	2:00	Washington at NY Jets	1:00
Washington at San Francisco	1:00	MONDAY, DECEMBER 6	
MONDAY, NOVEMBER 8		Cincinnati at Oakland	6:00
Los Angeles at Cincinnati	9:00	SATURDAY, DECEMBER 11	
SUNDAY, NOVEMBER 14		Los Angeles at Detroit	9:00
Chicago at Green Bay	1:00	Minnesota at Miami	1:00
Denver at San Diego	1:00	Pittsburgh at Houston	3:00
Detroit at New Orleans	1:00	SUNDAY, DECEMBER 12	
Houston at Cincinnati	1:00	Buffalo at Baltimore	2:00
Kansas City at Oakland	1:00	Cincinnati at NY Jets	1:00
Miami at Pittsburgh	4:00	Cleveland at Kansas City	1:00
New England at Baltimore	2:00	Denver at Chicago	1:00
Philadelphia at Cleveland	1:00	Green Bay at Atlanta	1:00
St. Louis at Los Angeles	1:00	New England at Tampa Bay	1:00
San Francisco at Atlanta	1:00	San Diego at Oakland	1:00
Seattle at Minnesota	1:00	San Francisco at New Orleans	1:00
Tampa Bay at NY Jets	1:00	Seattle at Philadelphia	1:00
Washington at NY Giants	1:00	Washington at Dallas	3:00

POSTSEASON

Saturday, Dec. 18 AFC and NFC Divisional Playoffs
Sunday, Dec. 19 AFC and NFC Divisional Playoffs
Sunday, Dec. 26 AFC Championship Game
NFC Championship Game
Sunday, Jan. 9 Super Bowl XI at Rose Bowl, Pasadena, Calif.
Monday, Jan. 17 AFC-NFC Pro Bowl at Seattle