


**14500**

**1977 MIAMI  
DOLPHIN MEDIA  
GUIDE**

**MIAMI  
DOLPHINS**



**DOLPHINS**



TRIP FOR 2 FREE  
EACH PARTICIPATING  
SOUTH FLORIDA  
CHRYSLER-PLYMOUTH  
DEALER TO SUPER BOWL XII  
IN NEW ORLEANS INCLUDES:

- AIR TRANSPORTATION
- MOTEL ACCOMMODATIONS
- SUPER BOWL TICKETS

To win a trip for two to Super Bowl XII in New Orleans, you must be a licensed driver, 18 or older. There's no obligation... nothing to buy. To enter just complete the back of one of the tickets and drop it off at your nearby participating South Florida Chrysler-Plymouth dealer. You may register as often as you wish and you need not be present to win. No substitution of prizes or winners.

SEE YOUR PARTICIPATING  
SOUTH FLORIDA CHRYSLER-PLYMOUTH DEALER



**Media Guide**

## MIAMI DOLPHINS 1977 SCHEDULE

### PRESEASON

Aug. 6	at Tampa Bay	8 p.m.
Aug. 13	WASHINGTON REDSKINS	8 p.m.
Aug. 20	at Dallas Cowboys	8 p.m.
Aug. 26	at Minnesota Vikings	8 p.m.
Sept. 3	NEW ORLEANS SAINTS	8 p.m.
Sept. 11	at New York Giants	1 p.m.

### REGULAR SEASON

Sept. 18	at Buffalo Bills	1 p.m.
Sept. 25	at San Francisco	1 p.m.
Oct. 2	HOUSTON OILERS	4 p.m.
Oct. 9	at Baltimore Colts	2 p.m.
Oct. 16	NEW YORK JETS	4 p.m.
Oct. 23	SEATTLE SEAHAWKS	1 p.m.
Oct. 30	SAN DIEGO CHARGERS	1 p.m.
Nov. 6	at New York Jets	1 p.m.
Nov. 13	NEW ENGLAND	1 p.m.
Nov. 20	at Cincinnati	1 p.m.
Nov. 24	at St. Louis	2:30 p.m.
Dec. 5	BALTIMORE COLTS	9 p.m.
Dec. 11	at New England	1 p.m.
Dec. 17	BUFFALO BILLS	4 p.m.

Home Games Capitalized  
All Times Local



## MIAMI DOLPHINS

### 1977 Media Guide

**ON THE COVER:** Quarterback Bob Griese, who has completed more than 60 per cent of his passes over the past three years, fired a touchdown pass to Jim Mandich in a 10-3 upset of the New England Patriots Oct. 31, 1976. Left tackle Wayne Moore (79) provides protection for Griese. Dolphin team photographer Dave Cross caught the action.

### TABLE OF CONTENTS

All-Pro Dolphins .....	117	<b>Results</b>	
Assistant Coaches .....	9-13	Year-by-Year .....	102-104
Attendance .....	110	Opponent Series .....	106-107
Awards Banquet .....	119	Preseason .....	108-109
Depth Charts .....	20	Won-Loss Chart .....	105
Directory .....	2	Postseason .....	111-117
Draft Choices .....	83-85	Robbie Profile .....	3-4
Historical Highlights ..	75-80	Rookie Prospects .....	66-69
Orange Bowl .....	142	<b>Rosters</b>	
Origin of Dolphins .....	74	All-Time .....	81-82
Playoffs 1970-74 .....	111-116	'77 Rookies .....	70-71
Player Profiles .....	27-65	'77 Veterans .....	72-73
Press Information .....	142	Schedule, NFL .....	144
Pro Bowl .....	119	Season Tickets .....	110
Prospects for '77 .....	22-25	Shula Profile .....	5-7
Radio Network .....	143	Shula's Record .....	8
<b>Records</b>		Staff Profiles .....	14-16
Individual .....	127-134	Standings, '76 NFL .....	17
Team .....	135-137	<b>Statistics for 1976</b>	
Consecutive .....	138	Charts .....	98-100
Opponent .....	139-141	Individual .....	96-97
Yearly Leaders ..	122-123	Team .....	95
100-Yard Games ..	124-125	Summary of 1976 .....	88-94
Best of 1970s .....	18-19	Ticket Records .....	109-110
		Trades .....	85-86

**Tickets Are Available  
For All Games  
Gate 14, Orange Bowl  
(305) 358-2444**

# MIAMI DOLPHINS

330 Biscayne Boulevard  
Miami, Fla. 33132

## TRAINING CAMP

16400 D NW 32nd Avenue  
Miami, Fla. 33054  
Publicity: (305) 621-2766



**JOSEPH ROBBIE**  
Managing  
General  
Partner



Robbie  
Dolphin  
men  
not

### MIAMI DOLPHINS, LTD. CLUB DIRECTORY

#### Administrative — (305) 379-1851

- \*President & General Manager ..... Joseph Robbie
- \*Vice-President ..... Elizabeth L. Robbie
- \*Vice-President-Treasurer ..... J. Michael Robbie
- \*Corporate Secretary ..... Audrey J. Nessim
- Comptroller ..... James H. Steeg
- Public Relations Director ..... Bob Kearney
- Sales & Promotions Director ..... Ken Small
- Publicity Director ..... Charles M. Callahan
- Ticket Director ..... Rick L. Olson
- Executive Secretary ..... Mariam E. Kircher
- Executive Secretary ..... Agnes (Pat) Bell
- Public Relations Secretary ..... Donna Williams
- General Bookkeeper ..... Patricia D. Mitchell
- Receptionist ..... Leila Mobley
- Ticket Aide ..... Howard Alford
- Ticket Aide ..... Jeannette Harrington
- Ticket Aide ..... Ruby Mullinax
- File Clerk ..... Lynn Radigan
- Mail Clerk ..... Harry Blum
- PR Consultant ..... Hank Meyer Associates

#### Training Camp — (305) 625-6491

- Head Coach ..... Donald F. Shula
- Asst. Head Coach, Defense ..... Bill Arnsparger
- Defensive Backs, Punter ..... Tom Keane
- Offensive Line, Running Game ..... John Sandusky
- Defensive Line, Run Defense ..... Mike Scarry
- Receivers, Passing ..... Howard Schnellenberger
- Offensive Backs, Special Teams ..... Carl Taseff
- Director of Pro Scouting ..... George Young
- Director of Player Personnel ..... Bobby Beathard
- Trainer ..... Bob Lundy
- Asst. Trainer ..... Junior Wade
- Equipment Manager ..... Dan Dowe
- Executive Secretary ..... Lynn Brandom
- Secretary ..... Jann Lamendola
- Team Physician ..... Dr. Herbert W. Virgin, Jr.
- Asst. Team Physician ..... Dr. Charles E. Virgin
- Game Films ..... Al King

\* corporate titles refer to South Florida Sports Corporation

Thomas Carlyle, the Scot essayist and historian, once wrote: "Every noble work is at first impossible."

In the sense that the Miami Dolphins imbued their community with pride, the success of pro football in South Florida was a noble accomplishment. And impossible? That was the assessment by many people a decade ago, but Joseph Robbie wasn't among them.

"The Miami Dolphins broke the old bugaboo by proving that South Florida is a big-league community," Miami Herald columnist Charles Whited observed. "It took a born craps shooter such as Joe Robbie, of course, to risk everything on the high stakes. When the Dolphins started, even the best banking brains in Miami refused to share Joe Robbie's brash confidence. But he paved the way; the two world football championships galvanized this town like nothing before or since; and we yearn for a return to those halcyon days."

The enormous task of building the Dolphins from a 1966 expansion franchise to a three-time Super Bowl participant required much persistence. It required an administrator who wasn't deterred by the inevitable setbacks.

Robbie had seen a stadium two-thirds empty when crowds averaged only 26,062 and 28,978 in 1966 and 1967. That apathy caused one of the limited partners to secretly negotiate a move to Seattle, but Robbie squashed that effort and recruited local investors to strengthen the team's roots in South Florida.

"If we hadn't been persistent and hadn't been patient; if we hadn't looked down the tunnel and hadn't seen the light, this franchise might have moved," Robbie said. "I didn't intend to move and I didn't appreciate constantly having to deny we were."

The former South Dakota legislator and Minneapolis lawyer made his most significant move Feb. 18, 1970 when he introduced Don Shula as the new head coach. Immediately that season the Dolphins were transformed from a 3-10-1 outfit to a 10-4 playoff qualifier.

In only the sixth year of operation, the Dolphins reached the Super Bowl with the first of three consecutive American Conference championships. Once defeated in the title game, the Dolphins responded with an unprecedented 17-0 perfect season in 1972 and the best two-year record in NFL history (26-2) after Super Bowl triumphs over Washington and Minnesota.

The apathy of the 1960s was transformed into Dolfanaticism with an NFL-record 74,961 season tickets sold in 1973.

"I think that there's often more satisfaction in the struggle than in the accomplishment," Robbie says.

Robbie, 61, hasn't lost any of his vigor in 12 years with the Dolphins. He hammered out a 10-year stadium lease agreement in March which contained a three-year cancellation notice should plans materialize for a new facility.

"Joe Robbie, the Dolphins' principal owner, shouldn't be the underdog against anyone," Miami News football analyst Charlie Nobles wrote. "He is an incredible combination of orator and bulldog, highly skilled at all the infighting techniques which make a successful businessman.

"Besides that, he's downright brilliant."

Robbie, however, put aside his skirmishes with City Hall and successfully pushed Miami's bid to host the Super Bowl for the fifth time in 1979.

"He's always been an effective lobbyist for us," said Lew Price, director of the Miami-Metro Department of Tourism.

For the Dolphins to win a Miami-hosted Super Bowl would be the crowning jewel for Robbie. The slump to a 6-8 record in 1976 only intensified Robbie's drive for success.

"I have no use for a poor loser," Robbie told the Quarterback Club after an exasperating '76 season. "I don't want anything to do with a poor loser.

"But there's a lot of difference between a poor loser and a hard loser. I consider myself a hard loser. And I think I've got about 50 of them in players and coaches.

"We've had enough of the sweet that we can't complain about the bitter. We can dislike it. We can be disappointed by it. But the ball has bounced our way in the past, so we can't complain when it bounces the other way."

Robbie made it clear that he will not compromise his team's integrity when he suspended defensive tackles Don Reese and Randy Crowder "without prejudice to their defense" after they were arrested for allegedly selling cocaine.

"Football players," Robbie stated, "owe a unique obligation to the children who idolize them, to the fans who support them and to the community in which they live."

Robbie, too, has met that obligation to his own community. His spirit of generosity is evidenced by more than \$1 million in contributions to various charities on behalf of the Dolphins. He was one of the chairmen of the Archbishop's Charities Drive in 1977, and he is engaged in a \$5-million fund-raising drive for Biscayne College.

A former chairman of the Community Relations Board, Robbie was praised in a Miami News editorial:

"While striving for a sense of social justice, Robbie and his fellow board members offered a meaningful public forum to identify community tensions."

In other local endeavors, he works on the Board of Trustees of the Dade Foundation and of Jackson Memorial Hospital. He has served on the Board of Governors of the Greater Miami Chamber of Commerce and on the Boards of Directors for United Way, the Heart Association, Boystown and the Crippled Children's Society. Robbie also served on the National Board of Directors of the American Health Foundation and of the U.S.O.

His football managerial skills are respected: he serves on the six-member Executive Committee of the NFL Management Council, which resolved the collective bargaining deadlock with the NFL Players Association in 1977. He was chairman of the AFL Player Relations Committee.

He was presented the prestigious Timmie Award from the Touchdown Club of Washington in recognition of "extraor-

*(Continued on Page 16)*

## DONALD F. SHULA Head Coach



*"Everything that I have done has always been predicated on doing the best I can with the ability God has given me, trying to reach as far as I possibly can. And if I fall a little bit short, then I'm still farther ahead than if I hadn't reached at all."*

— from *The Winning Edge*

His constant drive for excellence has kept Don Shula reaching for challenges throughout 15 years as a National Football League head coach.

Shula's career record of 144-47-5 (.748) is best among active NFL coaches, and counting his 10 triumphs in postseason playoffs, he ranks No. 4 in NFL victories on the all-time list. Five times his teams have built unbeaten streaks of 10 or more games, and 10 times his teams have won at least 10 games in a season.

The "ultimate" achievement was the NFL's first unbeaten, untied record of 17-0 in 1972 — in the third season of Shula's transformation of a 3-10-1 team. His incredible two-year record of 32-2 including Super Bowl conquests in 1972 and 1973 probably will never be equalled.

No less remarkable than his habitual winning is his determination while an underdog. The Dolphins (73-24-1) had won at least 10 games in each of Shula's first six seasons before a crippling series of knee injuries caused a 6-8 fall in 1976.

"I've never spent any time dwelling on things that have happened, that I can't change," Shula says. "I hope I can learn something from negative-type experiences."

Indicative of the changed face of the '76 Dolphins was the lineup which battled two-time defending Super Bowl champion Pittsburgh. Shula had only nine starters remaining from '73 champions, yet a goal-line stand kept the Dolphins within four points until last minutes.

"Now we have to use the approach we used in 1970 when we worked each and every day to be better than the day before," Shula says.

The 47-year-old coach must revive a defense which came apart through injuries in 1976, and he must find probably five new starters. Shula's defenses have led the NFL three times in fewest points allowed (1964, 1972, 1973).

In 1963 Shula had become the youngest head coach, age 33, in NFL history, and he guided the Baltimore Colts to a 71-23-4 record for seven seasons. Shula's resourcefulness was magnified in 1965 when injuries sidelined quarterbacks John Unitas and Gary Cuozzo, so that halfback Tom Matte wore the "playbook" on his wristband and quarterbacked an upset victory to win a co-championship.

A joking telegram was delivered to Shula in 1970 after he left the Colts for the task of building the Dolphins into champions.

"Congratulations on your first coaching job," his friend Norm Van Brocklin had written. "Now you're going to know what the rest of us coaches have been going through all these years."

Shula brought discipline to the Biscayne College training camp. He established an unthinkable schedule of four-a-day workouts and he sought precision in every maneuver. Five rookies including a 12th-round draftee and a Canadian Football League reject became starters on defense.

"We had the nucleus of a successful team," Managing General Partner Joseph Robbie said, "but he provided the leadership, and he did it in a hurry — much faster than anybody expected. The change was so dramatic.

"If he'd started in chemistry or mathematics," Robbie said, "I think he'd be the best in the business. He can explain things simply, and then through repetition, transfer his knowledge to people as well as anybody."

The Dolphins sprang to a 4-1 start in 1970 including first-ever victories over Oakland and the New York Jets. Then after enduring a shaky midseason (Shula resolutely kept this faith in quarterback Bob Griese), the Dolphins built a six-game winning streak for a 10-4 record and their first playoff berth.

Shula had laid the foundation of a dynasty, and in 1971, the Dolphins won their first of four consecutive AFC East championships with a 10-3-1 mark. On Christmas Day in Kansas City, pro football's longest game (82 minutes, 40 seconds) ended with Garo Yepremian's 37-yard field goal in second overtime. A week later, the Dolphins smothered the Unitas-led Colts, 21-0, on the same Poly-Turf where Baltimore had won Super Bowl V the previous January.

But a disappointing 24-3 loss to Dallas in Super Bowl VI filled Shula and his athletes with greater purpose, and in 1972, the Dolphins won acclaim in headlines as "Greatest Team Ever."

Shula had claimed 38-year-old quarterback Earl Morrall from the waiver list in April, and when Griese suffered a broken ankle in the fifth game, Morrall took control for 11 victories. The Dolphins rewrote the NFL rushing record (2,960 yards), and with a career record of 105-30-1, Shula became the first NFL coach to win 100 games in his first decade. George Allen (97), Vince Lombardi (96) and Paul Brown (92) approached the mark.

Incredibly, though, the unbeaten Dolphins were three-point underdogs to Washington in Super Bowl VII. Shula elected to go with a healthy Griese, and the Dolphins dominated the Redskins, 14-7, for the coach's first NFL title.

"This is the ultimate," Shula said.

If anything could compare with a perfect season, it was the overpowering manner in which Shula's team repeated as champions. The Dolphins crushed three playoff opponents, 85-33, including a 24-7 rout of Minnesota in Super Bowl VIII. "I'm just a guy who rolls up his sleeves and goes to work," Shula says. "I don't have peace of mind until I know I've given the game everything I can because the whole idea is to somehow get a winning edge. Sometimes it takes just a little extra something to get that edge. But you have to get it."

Shula was born Jan. 4, 1930 and grew up in Painesville, Ohio. He was a running back at John Carroll University in Cleveland, and in 1950, he gained 125 yards as the Blue Streaks upset Syracuse, 21-15.



He was the only rookie on the Cleveland Browns in 1951 until college teammate Carl Taseff joined him at midseason, and Shula intercepted four passes in '51. He was involved in a 15-man trade with the Colts in 1953, and he played four seasons in Baltimore (1953-56) and one season in Washington (1957) as a cornerback. He had 21 career interceptions for 267 yards.

He entered the coaching ranks with an assistant's job at Virginia (1958) and Kentucky (1959), and he joined the NFL's Detroit Lions in 1960 under George Wilson. The Lions posted records of 7-5, 8-5-1 and 11-3 with Shula as defensive coordinator.

Then in 1963 he succeeded Weeb Ewbank as head coach at Baltimore, and in the 14 seasons which followed, Shula has reached the championship game five times with two victories.

"Success is never final; defeat is never fatal," are strong Shula beliefs supported by his coaching experiences.

Shula is a devoted family man. He and the former Dorothy Bartish were married July 19, 1958, and they have five children — two boys and three girls — David 18, Donna 16, Sharon 15, Annie 13 and Mike 12. They live in Miami Lakes.

David was an 'A' student at Hollywood Chaminade High and now a freshman defensive back at Dartmouth College.

Shula takes active leadership in the league, serving the past three years on the select four-man NFL Competition Committee, thus helping to introduce rules changes and evaluate all aspects of the game.

He also is a member of the six-man Joint Committee of management and players.

Likewise, he has an active role in community affairs. In 1975 Shula served as the Florida Crusade Chairman for the National Cancer Society and co-chairman of the Jerry Lewis March Against Dystrophy. In 1976 he was named to the National Board of the Jesuit Program for Living and Learning.

He is a member of the National Sports Committee for both the Multiple Sclerosis Society and the Muscular Dystrophy Association, board member of the Heart Association of Greater Miami and board member of "Who's Who in National High School Athletics."

In February 1977 he was presented the Silver Medallion Brotherhood Award by the Florida Region, National Conference of Christians and Jews. Barry College honored him in March 1977 with the Light of Flames Leadership Award. He holds an honorary doctorate in humanities from John Carroll University in 1973 and an honorary degree from Biscayne College in 1974.

## WINNINGEST NFL COACHES

Yrs.	Coach	Regular Season	Win Avg.	Play-offs	All Games	Win Avg.
40	George Halas	320-147-3	8.0	6-3	326-150-31	8.1
33	Curly Lambeau	231-133-23	7.0	3-2	234-135-25	7.1
21	Paul Brown	166-100-6	7.9	4-8	170-108-6	8.1
14	<b>Don Shula</b>	<b>144-47-5</b>	<b>10.3</b>	<b>10-6</b>	<b>154-53-5</b>	<b>11.0</b>
23	Steve Owen	151-100-17	6.6	2-8	153-108-17	6.7
17	Tom Landry	137-93-6	8.0	10-9	147-102-6	8.6
20	Weeb Ewbank	130-129-7	6.5	4-1	134-130-7	6.7
16	Hank Stram	128-86-10	8.0	5-3	133-89-10	8.3
18	Sid Gillman	122-99-7	6.8	1-5	123-104-7	6.8
11	George Allen	107-42-5	9.8	2-7	109-49-5	10.0
15	Buddy Parker	104-75-9	6.9	3-1	107-76-9	7.1
10	Bud Grant	98-38-4	9.8	8-8	106-46-4	10.6
10	Vince Lombardi	96-34-6	9.6	9-1	105-35-6	10.5
16	Lou Saban	95-99-7	6.0	2-2	97-101-7	6.1
8	John Madden	83-22-7	10.4	8-6	91-28-7	11.4

## DON SHULA'S REGULAR-SEASON RECORD

Year	Team	W-L-T	Pct.
1963	Baltimore	8-6-0	.571
1964	Baltimore	12-2-0	.857
1965	Baltimore	10-3-1	.769
1966	Baltimore	9-5-0	.643
1967	Baltimore	11-1-2	.917
1968	Baltimore	13-1-0	.929
1969	Baltimore	8-5-1	.615
	<b>TOTAL BALTIMORE</b>	<b>71-23-4</b>	<b>.745</b>
1970	Miami	10-4-0	.714
1971	Miami	10-3-1	.769
1972	Miami	14-0-0	1.000
1973	Miami	12-2-0	.857
1974	Miami	11-3-0	.786
1975	Miami	10-4-0	.714
1976	Miami	6-8-0	.429
	<b>TOTAL MIAMI</b>	<b>73-24-1</b>	<b>.750</b>
	<b>ALL GAMES</b>	<b>144-47-5</b>	<b>.748</b>

## PRESEASON RECORD

Year	Team	W-L-T	Pct.
1963	Baltimore	4-1-0	.800
1964	Baltimore	3-1-1	.700
1965	Baltimore	5-0-0	1.000
1966	Baltimore	5-0-0	1.000
1967	Baltimore	4-1-0	.800
1968	Baltimore	5-1-0	.833
1969	Baltimore	6-0-0	1.000
	<b>TOTAL BALTIMORE</b>	<b>32-4-1</b>	<b>.887</b>
1970	Miami	4-2-0	.667
1971	Miami	2-3-1	.416
1972	Miami	3-3-0	.500
1973	Miami	3-2-1	.583
1974	Miami	4-2-0	.667
1975	Miami	5-1-0	.833
1976	Miami	6-0-0	1.000
	<b>TOTAL MIAMI</b>	<b>27-13-2</b>	<b>.667</b>
	<b>ALL GAMES</b>	<b>59-17-3</b>	<b>.766</b>

## POSTSEASON RECORD

	Baltimore W-L	Miami W-L	Total W-L
Super Bowls	0-1	2-1	2-2
Championship Games	1-1	3-0	4-1
Playoff	1-1	3-2	5-3
<b>TOTALS</b>	<b>2-3</b>	<b>8-3</b>	<b>10-6</b>



**BILL ARNSPARGER**  
Asst. Head Coach, Defense  
14th Season, 6th with Dolphins  
Born Dec. 16, 1926

Bill Arnsparger, the architect of the swarming defenses in Super Bowl years, rejoined the Dolphins at midseason 1976 with the title of assistant head coach. He will oversee the reconstruction of a young defensive unit that was shredded by injuries.

Arnsparger, 50, was awarded the game ball in Super Bowl VIII after a phenomenal season in which Miami allowed only 150 points. That season the Dolphins permitted only 1,290 yards passing and five touchdown passes, sacked opposing quarterbacks 45 times, linked 13 consecutive scoreless quarters and blanked the Baltimore Colts for the fourth straight time since the 1971 AFC Championship game.

And the Dolphins set a team record by allowing Buffalo only 76 total yards Oct. 21, 1973 in the year the Bills established the NFL rushing record of 3,088 yards.

Arnsparger, nicknamed "One More Reel" for his insatiable study of films, was named head coach of the New York Giants in 1974. He inherited a team which had a 2-11-1 record in '73 and only two winning seasons since 1963. The Giants faltered in '76 after a promising 5-9 effort in '75, so Arnsparger was fired after 2½ seasons (7-28).

Two days later, he was back with Coach Don Shula. Their association stretched back to 1959 as assistants at Kentucky, then 1964-69 at Baltimore and 1970-73 at Miami. Three times in those 10 pro seasons, Arnsparger's defense led the NFL in fewest points allowed.

He was a lineman at Paris, Ky., under Blanton Collier, who later became head coach of the Cleveland Browns (1963-70). Arnsparger spent two years as a sergeant in the Marines before returning to school as an offensive tackle at Miami of Ohio under Woody Hayes.

He spent 14 years in college coaching at Miami (1950), Ohio State (1951-53), Kentucky (1954-61) and Tulane (1962-63) before combining talents with Shula.

He and his wife Betty (married 8-24-57) live in Miami Lakes with their two children David (8-6-65) and Mary Susan (2-29-68).



**TOM KEANE**  
Defensive Backs, Punter  
14th Season, 12th with Dolphins  
Born Sept. 7, 1926

Tom Keane, an All-Pro Safety in 1953 for the Baltimore Colts, has coached the Dolphin defensive backs since the club's inception in 1966. He is one of only seven NFL assistant coaches with more than 10 years' service to their respective club.

Keane, 51, molded a ball-hawking secondary his first season in Miami as the Dolphins intercepted 31 passes (still a team record) and ranked second in the American Football League. In 1973 when the Dolphins were marching to a second Super Bowl victory, Keane's secondary allowed only five touchdown passes all season.

He was a freshman quarterback and tailback for unbeaten Ohio State in 1944, and after a 20-month stint as a seaman in the South Pacific, Keane played at West Virginia. He skipped his senior year to be drafted by Los Angeles (1948-51) and was traded to the short-lived Dallas Texans (1952). When the franchise shifted to Baltimore, Keane set a Colts record of 11 interceptions for 118 yards in 1953. That mark is still on the books. He also averaged 42.8 yards punting and he held the ball for Bert Rechichar's 56-yard field goal.

Keane played with the Chicago Cardinals (1955) and his career ended with a knee injury suffered while tackling Tank Younger in a 1956 preseason game. He coached with the Cardinals (1957) and the Calgary Stampeders (1960) of the Canadian Football League.

In 1961 he was offered the head coaching position with the Wheeling Ironmen of the United Football League. Keane's team won two championships, and it helped him get an NFL job with Pittsburgh in 1965. The following year he came to Miami.

He and his wife Mary (married 7-5-52) live in Miami and have two daughters and two sons — Candi (3-21-54), Tom (5-27-56), Tim (2-13-60) and Mary (2-21-67).



## **JOHN SANDUSKY**

**Offensive Line, Running Game**

**19th Season, 2nd with Dolphins**

**Born Dec. 28, 1925**

John Sandusky took charge of the Dolphins' offensive line in 1976, lending an experienced hand to one of the finest blocking units in the NFL. Sandusky's 18 years of NFL coaching are the most for a Miami assistant.

Sandusky, 51, was offensive line coach under Don Shula for seven years (1963-69) with the Baltimore Colts. In fact, Shula sought to hire Sandusky in 1970 when Shula moved to Miami, but the Baltimore coaching staff was frozen. Sandusky stayed with the Colts to coach the defensive line (1970-72) as the Colts won Super Bowl V under Don McCafferty.

His first NFL assignment was the Colts' defensive line (1959-62) under Weeb Ewbank, so Sandusky has spent seven years on defense and 11 years on offense.

When McCafferty was fired after a 1-4 start in 1972, Sandusky was elevated to head coach. His Colts posted a 4-5 record with two losses to the unbeaten Dolphins. Sandusky then spent three seasons in his native Philadelphia (1973-75) coaching the Eagles' offensive line.

Sandusky, who succeeded Monte Clark in his Dolphin position, was an All-American tackle at Villanova in 1949. He played both ways at tackle for the Cleveland Browns (1950-55) and Green Bay Packers (1956), and he was one of Shula's teammates at Cleveland in 1951 and 1952.

He began his coaching career as an assistant at Villanova (1957-58).

Sandusky has the unique distinction of having served in four different capacities in the College All-Star game in Chicago. He played with the All-Stars (1950); he played with the NFL champions (Cleveland, 1951 and 1955); he coached the All-Stars (1958 offensive line), and he coached the NFL champions (Baltimore, 1969 and 1971 defensive line).

He and his wife Ruth (married 3-31-51) live in Cooper City and have four sons and a daughter — John (1-4-52), James (6-21-53), Ruth (10-5-55), Joseph (1-30-59) and Gerry (9-5-61).



## **MIKE SCARRY**

**Defensive Line, Run Defense**

**11th Season, 8th with Dolphins**

**Born Feb. 1, 1920**

Mike Scarry, a veteran of 29 years in coaching, will be reshaping the Dolphins' defensive line in 1977 with the young talent from the college draft.

Scarry's run-defense has been consistently outstanding, allowing only 103 yards per game in turnaround 1970 season. Injuries dismantled the '76 defense, but the previous season, no team gained more than 180 yards rushing against the Dolphins while Miami topped that figure eight times.

Scarry was a center and linebacker at Waynesburg College when he played in the first game ever televised (Waynesburg-Fordham in New York, 1939). After two years in the Army, he played for the Cleveland Rams (1944-45) and was captain of the Rams' championship team in 1945. He stayed in Cleveland when the Rams moved to Los Angeles, and Scarry was the captain of the Browns in the old All-America Conference.

He began an 18-year college coaching career at Western Reserve (1948-49) with later stops at Santa Clara (1950-52), Loras (1953), Washington State (1954-55), Cincinnati (1956-62) and Waynesburg (1963-65).

Scarry moved into the pro ranks with the Washington Redskins (1966-68) and spent the 1969 season as a scout for the San Francisco 49ers before Shula hired him to the Dolphins' staff in 1970.

He and his wife Elizabeth (married 1-27-43) live in Miami and have eight children, five boys and three girls — Sally Beth, Mike (6-22-47), Patricia (7-22-49), Tom (3-6-51), Maggie (7-24-53), John (10-26-54), Jim (10-25-55) and Dennis (7-27-59).



## **HOWARD SCHNELLENBERGER**

**Receivers, Passing Game**

**12th Season, 6th with Dolphins**

**Born March 16, 1934**

Howard Schnellenberger helped to design the game-by-game offensive strategy that carried the Dolphins to a perfect 17-0 record in 1972, and in the past two seasons since returning from Baltimore, he contributed to a more versatile attack.



He has developed two of the most exciting young receivers in the NFL — Freddie Solomon and Duriel Harris. The Dolphins scored more points (357) and accumulated more yards (4,509) in 1975 than in any season except the perfect year, and the 4,386 total yards in 1976 was no embarrassment.

Schnellenberger, 43, was hired by Don Shula in 1970 after coaching the receivers at Los Angeles (1966-69) under George Allen.

He became head coach of the Baltimore Colts in 1973 and compiled a 4-10 record. He was dismissed after an 0-3 start in 1974 and the Colts finished 2-12. He returned to the Dolphins in 1975 after the departure of Bob Schnelker.

Schnellenberger was an All-American end at Kentucky in 1955 with quarterback Bob Hardy, and he earned all-state basketball honors at Flaget High in Louisville. He played two seasons in the Canadian Football League with an intervening year in the Army.

Then in 1959 he joined the staff of Blanton Collier at Kentucky (along with Don Shula), and in 1961, he began a five-year stint at Alabama under Paul (Bear) Bryant. The Bear had coached Schnellenberger at Kentucky in 1953.

In charge of the Alabama offense, Schnellenberger worked with quarterback Joe Namath (1962-64) while the Crimson Tide compiled records of 10-1, 9-2 and 10-1. Then in 1965 with quarterback Steve Sloan under Schnellenberger's wing, Alabama won the national championship with a 9-1-1 mark including an Orange Bowl victory over Nebraska.

He and his wife Beverlee Ann (married 5-2-56) live in Miami Lakes with their three sons — Stephen (1-27-60), Stuart (1-10-61) and Tim (11-2-68).



## **CARL TASEFF**

**Offensive Backs, Special Teams**

**11th Season, 8th with Dolphins**

**Born Sept. 28, 1928**

Carl Taseff has had the offensive backfield assignment since joining the Dolphins in 1970, and the team has never failed to gain 2,000 yards rushing in those seven seasons. The Dolphins have led the AFC in rushing three times (1970-72), and two other times, they have reached 2,500 yards.

Newcomers under Taseff's guidance include Benny Malone, Stan Winfrey and Gary Davis as the Dolphins have blended draftees with veterans Norm Bulaich and Don Nottingham.

He scouted Dolphin opponents for three years (1970-72), an endeavor in which he gained experience with the CEPO scouting combine in 1968 and 1969.

Taseff, a native of Cleveland, starred as a running back at John Carroll University and he scored 22 TDs in 1950. He and Don Shula played in the same backfield for Coach Herb Eisele, and they also were roommates with the Cleveland Browns (1951-52) and Baltimore Colts for four seasons. In his nine-year career at left cornerback with the Colts (1953-61) Taseff set a team record with a 90-yard punt return for a touchdown Oct. 14, 1956 against Green Bay (four returns for 148 yards) and an NFL record with a 99-yard TD return of a Walt Michaels field-goal attempt Dec. 12, 1959 against Los Angeles. He also holds Baltimore career records of 112 punt returns for 826 yards, and he never fumbled a punt.

He concluded his pro career in 1962 with Buffalo of the American Football League, and after a year in the insurance field, he became a defensive coach with the AFL Boston Patriots (1964) and the NFL Detroit Lions (1965-66). In those days, Nick Buoniconti was the Patriots' middle linebacker and Garo Yepremian kicked six field goals in one game for the Lions. Yepremian, the Dolphins' all-time scorer, came to Miami as a free agent in 1970 a few months after Taseff joined Shula's staff.

Taseff also works with the Dolphins' kicking game. He lives in Key Biscayne and has two daughters, Cynthia Sue 21 and Susan 17.



## **GEORGE YOUNG**

**Director of Pro Scouting**

**3rd Season with Dolphins**

**Born Sept. 22, 1930**

George Young assumed his position as Director of Pro Scouting in March 1975. His duties include the negotiation of veteran contracts, the study and evaluation of all NFL players for trade and waiver acquisitions; and the scouting of opponents prior to Dolphin games.

His responsibilities also extend to coaching, analysis of Dolphins and opponents, and presentations to the squad and special teams.

Young, 46, was an educator and coach for 15 years at Calvert Hall and City College high schools in Baltimore. His teams won six Maryland Scholastic Association championships, five of those at City College where he compiled a 60-11 record.

In January 1968, when Coach Don Shula and his Baltimore staff were working the Pro Bowl, Shula asked Young to look at films and evaluate players for the college draft.

"I gave him the key to the office," Shula said, "and when we got back from the Pro Bowl, he had evaluated all the players and gave us reasons to accept or reject them. He was very organized, and, as it turned out, very accurate."

Young worked as a full-time scout in 1968 and 1969, then became offensive line coach for the Colts in '70. He was promoted to Personnel Director (1971-72), and he was the Colts' offensive coordinator in '73 under Coach Howard Schnellenberger.

Young was a Little All-American tackle at Bucknell in 1951. He and his wife Lovey live in Hollywood Hills, Fla.



## **BOBBY BEATHARD**

**Director of Player Personnel**

**6th Season with Dolphins**

**Born Jan. 24, 1937**

Bobby Beathard has had remarkable success in the college draft the past three years, reinforcing the Dolphins with young

talent. No other general manager or talent scout can match this record:

In the first six rounds of three drafts (1974-76), Beathard drafted 20 players who reported to training camp. Altogether 19 of 20 made the Dolphin roster. Furthermore, there are 27 players from those three drafts who were listed on an NFL team's roster in 1976, and 14 of them are still in Dolphin uniform.

The first six draftees who reported to the Dolphins in 1974 during the signing war with the defunct World Football League were all starters for a 10-4 team in 1975 — and those '74 rookies had competed in the training camp of a two-time defending Super Bowl champion!

Beathard's greatest mark was the acquisition of a trio of sensational receivers in consecutive drafts — Nat Moore, Freddie Solomon and Duriel Harris. His most celebrated sleeper was middle linebacker Steve Towle, a sixth-round choice in 1975.

Beathard, who succeeded Joe Thomas in 1972 as Director of Player Personnel, spent four years scouting for Atlanta (1968-71) and two years with Kansas City (1966-67). He had scouted the Western states on a part-time basis for Kansas City (1963-66) before a three-month stint as an aide to Al Davis in the American Football League office.

The 40-year-old Beathard, a native of El Segundo Calif., is a dedicated jogger during his coast-to-coast travels. He was a left-handed quarterback at Cal Poly (San Luis Obispo) when he crafted consecutive 9-1 records in 1957 and 1958. He had a couple of NFL tryouts as a defensive back and a brief stay with the San Diego Chargers in 1961. His younger brother Pete was a star quarterback at Southern Cal as well as a first-round draft choice of Kansas City in 1964.

When Beathard isn't living out of a suitcase, he is at home at Key Biscayne, Fla. He has three sons and a daughter all living in California.



## **BOB LUNDY**

**Trainer**

**11th Season with Dolphins**

**Born March 28, 1936**

Bob Lundy, the original trainer of the Dolphins, has worked alongside the many players rehabilitating surgical knees, and he is hopeful that two new Orthotron machines will bring a speedy recovery.

"It's an iso-kinetic device which is run by hydraulic pressure," Lundy explains. "The pressure controls the speed at which you run it. Weightlifting can be painful and make the knee sore. There is no soreness with the Orthotron, and you can still get a great workout."

In 1976 the Dolphins had 22 players miss a combined total of 144 games, and 10 players were listed on injured reserve during the course of the season. The Dolphins have had 17 knee operations over the past two years (11 from 1976), and there were seven players on injured reserve at the end of 1975.

Lundy, 41, was recognized for his treating the wounded when the Dolphins presented him with a game ball after clinching a fourth consecutive AFC East championship in 1974. It may be the only time an NFL trainer has been so honored.

He joined the Dolphins at their inception although he spent 1973 in the real estate business. He graduated from Boston University in 1958 and was the assistant trainer at Indiana University while in graduate school. He became the head trainer at Detroit University (1960-63) while also serving as assistant trainer of the NFL's Detroit Lions, and in 1964, he became a full-time assistant with the Lions.

Lundy and his wife Alice (married 6-2-62) live in Miami with their three sons Bobby (3-30-63), Billy (6-30-66) and David (1-30-70).



## **DAN DOWE**

**Equipment Manager**

**12th Season with Dolphins**

**Born Sept. 16, 1924**

Dan Dowe has been repairing helmets and shoulder pads and laundering uniforms for the Dolphins since he was assistant equipment manager in 1966. He became the equipment manager in 1969.

As guardian of the locker room, he is a popular figure. He gave quarterback Earl Morrall the rocking chair which "Old Bones" made famous, and Dowe rigged up a reading lamp on the wall next to Morrall's locker.

He is the first man to arrive and the last man to leave in handling the Dolphins' gear.

Dowe, 52, is a native of Brighton, Mass. He served 4½ years aboard the destroyer USS Forest in World War II, and the ship was hit by a kamikaze plane. As a civilian he worked in industrial electronics in Boston and then as a police officer in Bal Harbour, a Miami Beach suburb.

Dowe and his wife Virginia (married 6-8-57) live in North Miami with their son Darin (9-14-69).



## **JUNIOR WADE**

**Assistant Trainer**

**3rd Season with Dolphins**

**Born Feb. 2, 1947**

Junior Wade, the quiet and diligent assistant trainer, came to the Dolphins in 1975 after coaching Davidson College to its best baseball record (21-15) in history. His team owned a victory over '75 College World Series runnerup South Carolina.

He had worked in the Dolphins' camp in the summers of 1973 and 1974 while he served as the assistant trainer at Davidson. He was promoted to the head coaching job at Davidson in 1975.

Wade, 30, is a native of Bath, S.C., and was a three-year baseball letterman at South Carolina State. After earning his master's degree, he went to Fayetteville (N.C.) State as a trainer and guidance counselor.

He and his wife Constance (married 12-30-70) live in Hialeah with their son Aaron (2-25-72).

(Continued from Page 4)

dinary achievement" by the Dolphins over a four-year period (54-11-1) through three Super Bowl appearances. He was named Pro Football Executive of the Year by the Long Island Athletic Club in 1972, and he was designated Football Man of the Year by the Football News and by the Minutemen Club of the Twin Cities in 1971. Pop Warner Junior League Football named him Football Father of the Year in 1976 in recognition of his support of charities and educational institutions on a nationwide basis.

He hasn't overlooked his alma mater, the University of South Dakota. Robbie has been national fund-raising chairman for the Dakota Dome project, a \$7.2-million arena which had its groundbreaking in 1976.

He had exhibited leadership qualities as student body president of both colleges he attended — Northern State Teachers College and South Dakota, where he won the national debating title in 1939 and earned his law degree in 1946. His education was interrupted by Navy duty during World War II, and he received the Bronze Star for his part in five South Pacific invasions.

He practiced law in Mitchell, S.D. (1948-53) when he served as Democratic State Chairman, state representative and 1950 gubernatorial candidate. He moved to Minneapolis in 1951 to become Regional Counsel for the Office of Price Stabilization, and later he served as director of a four-state area. He was a charter member of the Twin Cities Metropolitan Planning Commission, and he drafted the law which created the Minnesota Municipal Commission for which he was chairman from 1959 to 1965.

In 1965, a client Robbie met on a Florida vacation was interested in an American Football League expansion franchise for Philadelphia. Robbie inquired of AFL Commissioner Joe Foss, a college classmate of Robbie's.

"He (Foss) told me the stadium was in litigation," Robbie recalls. "He said there would be a good chance of getting a team for Miami but not for Philadelphia.

"I told my client, and he wasn't interested in Miami. So I decided to apply for the franchise there. The rest is history."

Robbie contacted his friend, entertainer Danny Thomas, whom he had known since 1959 while serving on the Board of Directors of St. Jude's Hospital in Memphis. Robbie and Thomas filed a formal application and were awarded an AFL franchise for \$7.5 million.

Eight years later, Robbie turned down an offer of \$23 million for a two-time Super Bowl championship team.

Robbie and his wife Elizabeth will celebrate their 35th wedding anniversary this December 28th. They have had 11 children (nine are living, two are deceased). The Robbies live in Miami Shores with their four youngest sons Tim 22, Brian 17, Danny 16 and Kevin 14.



## 1976 NFL STANDINGS

### AMERICAN CONFERENCE

#### Eastern Division

	W	L	T	Pct.	Pts	Opp
x-Baltimore	11	3	0	.786	417	246
y-New England	11	3	0	.786	376	234
Miami	6	8	0	.429	263	264
New York Jets	3	11	0	.214	169	383
Buffalo	2	12	0	.143	245	363

x-Colts 7-1 in AFC East, Patriots 6-2  
y-wild card entry

#### Central Division

	W	L	T	Pct.	Pts	Opp
z-Pittsburgh	10	4	0	.714	342	138
Cincinnati	10	4	0	.714	335	210
Cleveland	9	5	0	.643	267	287
Houston	5	9	0	.357	222	273

z-defeated Cincinnati twice

#### Western Division

	W	L	T	Pct.	Pts	Opp
Oakland	13	1	0	.929	350	237
Denver	9	5	0	.643	315	206
San Diego	6	8	0	.429	248	285
Kansas City	5	9	0	.357	290	376
Tampa Bay	0	14	0	.000	125	412

### NATIONAL CONFERENCE

#### Eastern Division

	W	L	T	Pct.	Pts	Opp
Dallas	11	3	0	.786	296	194
y-Washington	10	4	0	.714	291	217
St. Louis	10	4	0	.714	309	267
Philadelphia	4	10	0	.286	165	286
New York Giants	3	11	0	.214	170	250

y-wild card entry, defeated St. Louis twice

#### Central Division

	W	L	T	Pct.	Pts	Opp
Minnesota	11	2	1	.821	305	176
Chicago	7	7	0	.500	253	216
Detroit	6	8	0	.429	262	220
Green Bay	5	9	0	.357	218	299

#### Western Division

	W	L	T	Pct.	Pts	Opp
Los Angeles	10	3	1	.750	351	190
San Francisco	8	6	0	.571	270	190
New Orleans	4	10	0	.286	253	346
Atlanta	4	10	0	.286	172	312
Seattle	2	12	0	.143	229	429

### PLAYOFF RESULTS

AFC — at Oakland 24, New England 21  
Pittsburgh 40, at Baltimore 14  
AFC Title — at Oakland 24, Pittsburgh 7  
NFC — at Minnesota 35, Washington 20  
Los Angeles 14, at Dallas 12  
NFC Title — at Minnesota 24, Los Angeles 13  
Super Bowl XI — Oakland 32, Minnesota 14 at Pasadena

## MIAMI DOLPHINS NFL'S BEST RECORD SINCE '70 MERGER

Since the 1970 merger of the National and American Football Leagues, the Miami Dolphins have compiled the best over-all record (81-27-1) in the NFL. This includes an 8-3 mark in the playoffs. In five of the six seasons, Coach Don Shula's club won at least 10 games.

The Dolphins' winning percentage of .748 tops the records of Minnesota (.741), Oakland (.736), Dallas (.705) and Los Angeles (.686). The five leaders of 1970-76:

	Regular			Playoffs			Over-All			Win Pct.
Miami	73	24	1	8	3		81	27	1	.748
Minnesota	75	22	1	6	6		81	28	1	.741
Oakland	71	21	6	7	5		78	26	6	.736
Dallas	70	28	0	9	5		79	33	0	.705
Los Angeles	67	27	4	3	4		70	31	4	.686

The Dolphins also swept three consecutive American Conference championships (1971-73), and no club in either conference has won three straight titles. Shula's team posted a perfect 17-0 record in 1972 on the way to back-to-back Super Bowl crowns (1972-73). Only the Green Bay Packers (1966-67) and Pittsburgh Steelers (1974-75) have accomplished repeat championships in the Super Bowl.

### PLAYOFFS OF THE 1970s (1970-76) (Times Qualified in Parentheses)

	Won	Lost	Pct.	Super Bowl	NFL Titles
Miami (5)	8	3	.727	3	2
Pittsburgh (5)	8	3	.727	2	2
Dallas (6)	9	5	.643	3	1
Oakland (6)	7	5	.583	1	1
Minnesota (6)	6	6	.500	3	0
Baltimore (4)	4	3	.571	1	1
Los Angeles (4)	3	4	.429	0	0
Washington (5)	2	5	.286	1	0
San Francisco (3)	2	3	.400	0	0
Cincinnati (3)	0	3	.000	0	0
Cleveland (2)	0	2	.000	0	0
St. Louis (2)	0	2	.000	0	0
Buffalo	0	1	.000	0	0
Detroit	0	1	.000	0	0
Green Bay	0	1	.000	0	0
Kansas City	0	1	.000	0	0
New England	0	1	.000	0	0
<b>TOTALS</b>	<b>49</b>	<b>49</b>		<b>14</b>	<b>7</b>

The Dolphins also possess the second-best interconference record in the NFL, winning 16 of 20 games with NFC opponents (Dallas owns a 17-3 mark). Miami ran off 11 consecutive victories against NFC foes from 1970 through 1973, excluding Super Bowl VI.

### INTERCONFERENCE RECORDS

	W	L	T	Pct.	1976
National East	55	43	2	.560	4-6
National Central	42	39	2	.518	4-4
American West	42	41	4	.506	8-2
American East	48	51	1	.485	1-9
American Central	38	42	1	.475	7-1
National West	37	46	2	.447	4-6

### INTERCONFERENCE VICTORIES

Year	NFC	AFC	Tie	Super Bowl
1970	27	12	1	AFC
1971	23	15	2	NFC
1972	19	20	1	AFC
1973	19	19	2	AFC
1974	17	23	0	AFC
1975	17	23	0	AFC
1976	12	16	0	AFC
<b>TOTALS</b>	<b>134</b>	<b>128</b>	<b>6</b>	<b>AFC,6-1</b>

Miami won 31 consecutive games at the Orange Bowl — an NFL home-field record — from Oct. 17, 1971 to Dec. 15, 1974 including four playoff games. The Dolphins are 45-8 at home, 34-18-1 on the road and 2-1 on neutral sites (Super Bowls) during the 1970s.

### DOLPHINS IN THE 1970s

Year	W	L	T	Pct.	Pls.	Opp.
1970	10	4	0	.714	297	228
1971	10	3	1	.750	315	174
1972	14	0	0	1.000	385	171
1973	12	2	0	.857	343	150
1974	11	3	0	.786	327	216
1975	10	4	0	.714	357	222
1976	6	8	0	.429	263	264
<b>TOTALS</b>	<b>73</b>	<b>24</b>	<b>1</b>	<b>.750</b>	<b>2287</b>	<b>1425</b>

## NFL COMPOSITE (1970-76)

### AMERICAN CONFERENCE

	Eastern Division				Interconference			
	W	L	T	Pct.	W	L	T	Pct.
Miami	73	24	1	.750	16	4	0	.800
Baltimore	53	44	1	.546	10	10	0	.500
New England	37	61	0	.377	10	10	0	.500
Buffalo	36	60	2	.377	7	12	1	.375
New York Jets	34	64	0	.347	5	15	0	.250
	Central Division				Interconference			
	W	L	T	Pct.	W	L	T	Pct.
Pittsburgh	64	33	1	.658	12	8	0	.600
Cincinnati	58	40	0	.592	13	7	0	.650
Cleveland	49	47	2	.510	8	13	0	.381
Houston	31	65	2	.326	5	14	1	.275
	Western Division				Interconference			
	W	L	T	Pct.	W	L	T	Pct.
Oakland	71	21	6	.755	16	4	1	.786
Kansas City	47	46	5	.505	9	9	2	.500
Denver	43	50	5	.464	10	14	1	.420
San Diego	30	63	5	.332	7	13	0	.350
Tampa Bay	0	14	0	.000	0	1	0	.000

### NATIONAL CONFERENCE

	Eastern Division				Interconference			
	W	L	T	Pct.	W	L	T	Pct.
Dallas	70	28	0	.714	17	3	0	.850
Washington	64	33	1	.658	10	10	0	.500
St. Louis	51	43	4	.541	10	8	2	.550
N.Y. Giants	33	64	1	.342	9	11	0	.450
Philadelphia	31	63	4	.337	9	11	0	.450
	Central Division				Interconference			
	W	L	T	Pct.	W	L	T	Pct.
Minnesota	75	22	1	.770	15	6	0	.714
Detroit	51	44	3	.536	13	7	1	.643
Green Bay	40	54	4	.428	9	10	1	.475
Chicago	34	63	1	.352	5	16	0	.238
	Western Division				Interconference			
	W	L	T	Pct.	W	L	T	Pct.
Los Angeles	67	27	4	.704	14	7	0	.667
San Francisco	51	45	2	.531	11	10	0	.524
Atlanta	38	57	3	.403	9	12	0	.428
New Orleans	24	70	4	.265	2	17	2	.150
Seattle	2	12	0	.143	1	0	0	1.000

## PRESEASON DEPTH CHARTS

(Draftees capitalized, Free Agents italicized)

### OFFENSIVE UNIT

- WR — Nat Moore, Duriel Harris, Mike Holmes, *Chandler Williams, Eddie Snow*
- LT — Wayne Moore, Tom Drougas, *Fred Dean*
- LG — Bob Kuechenberg, Melvin Mitchell, Wally Pesuit, *Luther Dixon*
- C — Jim Langer, Randy Young
- RG — Larry Little, Ed Newman
- RT — Darryl Carlton, MIKE WATSON
- TE — Andre Tillman, Jim Mandich, Loaird McCreary, *Glover Rogers*
- WR — Freddie Solomon, Barry Smith, TERRY ANDERSON, *Selvie Washington, Jerry Mucha*
- QB — Bob Griese, Don Strock, *Jim Del Gaizo, Gary Valbuena, Lloyd Michaelson*
- RB — Benny Malone, Gary Davis, Clayton Heath, *Adolph Groves, Keith Ferguson*
- FB — Norm Bulaich, Don Nottingham, Stan Winfrey, LEROY HARRIS, ROBERT TURNER

### DEFENSIVE UNIT

- LE — Vern Den Herder, JOHN ALEXANDER, *Larry Warren*
- LT — John Andrews, BOB BAUMHOWER, Manny Fernandez
- RT — Bob Heinz, A.J. DUHE, *Bill Windauer*
- RE — Bill Stanfill, *Gerry Roberts*
- WkLB — Larry Gordon, Earnest Rhone, Rusty Chambers
- MLB — Steve Towle, Mike Kolen *Tony Bertuca, Nazih Banna*
- StLB — Bob Matheson, Kim Bokamper, BRUCE HERRON
- LCB — Jeris White, Tim Foley, HORACE PERKINS, *Norris Thomas*
- RCB — Curtis Johnson, Ted Bachman, *Charles Cornelius, Ed Weatherspoon*
- SS — Charlie Babb, Dick Anderson, *Greg Reed, Wade Bosarge*
- FS — Ken Ellis, *Vern Roberson, Rod Overholt, Gary Burl*

### SPECIALISTS

- K — Garo Yepremian, MIKE MICHEL, *David Mellott*
- P — Larry Seiple, Don Strock, MIKE MICHEL



'77 Prospects

## OUTLOOK FOR 1977

Coach Don Shula, the winningest active coach in the National Football League, must resurrect the Dolphin defense from the crippled platoon that it was in 1976. That will be the key to Shula's and the Dolphins' hopes of regaining the championship form that has won two Super Bowls and fashioned a 73-24-1 regular-season record in the 1970s.

In the course of a 6-8 season, the Dolphins lost four games by a total of 11 points. But after a season-closing 29-7 loss to Minnesota, Shula said that the problems were broader than narrow defeats had indicated.

There were 11 players who underwent knee surgery in the six-month period from the start of 1976 training camp to January 1977, and nine of those patients were on defense. Trainer Bob Lundy was optimistic in evaluating the rehabilitation of the injured Dolphins, and Shula found much encouragement during a late-May camp.

All-Pro guard Larry Little said, "It won't make any sense to dwell on what happened. It won't do any good to lay around moaning and groaning. We have to let bygones be bygones. We can't do anything about last season.

"What we have to do this season is become a respectable football team again."

Offensively, a game-breaking set of pass receivers and versatile running backs are ammunition for a championship comeback.

**QUARTERBACKS** — As the most experienced AFC regular, Bob Griese could surpass the 20,000-yard career passing mark in his 11th season. He has completed 60.3 per cent of his pass attempts over the past three seasons compared to 52.8 per cent in his first seven years. In 1976 he hit a record 25 passes for 306 yards in an overtime loss to Kansas City, and he passed for 286 yards in a one-point loss to Baltimore. A fumble inside the 10-yard line and a missed extra point spelled defeat in those games.

"A thorough checkup has given Griese a clean bill of health," Shula said, referring to the quarterback's mild concussion suffered at Baltimore last Oct. 10. "I look for him to be better than ever."

Earl Morrall, who retired two weeks before his 43rd birthday, has left the backup quarterback's job to fourth-year man Don Strock. In his only starting assignment in 1976, Strock led a wild 45-27 victory over Buffalo by passing for 219 yards (11 for 22) and two touchdowns.

Strock will be challenged again by Jim Del Gaizo, 30, who was impressive during the 1976 preseason (25 for 40, three TDs) but missed the final cut. Another candidate will be free agent Gary Valbuena, originally a 10th-round Dolphin draftee from Tennessee in 1974 who played two years in the World Football League and had an unsuccessful 1976 tryout with the Dolphins.

"Strock will be given extensive work in preseason to help with his development," Shula said, "and we know Del Gaizo will be a competitor. We saw enough of Valbuena in training camp to want to have another look."

**RUNNING BACKS** — Benny Malone, whose attacking style resulted in three 100-yard games in 1976, will be pointing for his first 1,000-yard season. He topped the Dolphins with 797 yards on 186 carries last season, and he gained more yards (21 rushes for 119 yards) than any other runner against the

tough New England defense. Fullback Norm Bulaich has overcome the muscle pulls which plagued him early in his career, and his versatility is a key to Shula's offense. Bulaich, 30, rushed for 540 yards on 122 carries and caught 28 passes for 151 yards last season.

"The only thing that kept Benny from giving us everything we hoped for was the recurrence of nagging injuries," Shula said.

The coach plans to use flanker Nat Moore in the backfield for certain situations: "We feel that the utilization of Nat as a third-down runner and receiver will give our attack more flexibility."

Reserve fullbacks Don Nottingham and Stan Winfrey, both excellent blockers, contributed 185 and 205 yards, respectively, last season. Gary Davis, a rookie who excelled on special teams in 1976, also broke a 57-yard sweep and a 28-yard touchdown.

Highest draftee in the backfield is fifth-round selection Leroy Harris of Arkansas State. He rushed for 1,046 yards on 150 carries and scored 13 touchdowns as a senior, and the 5-foot-9½ 220-pound Harris has exceptional balance.

**RECEIVERS** — Dependable flanker Nat Moore will head a talented and speedy trio of receivers built with the last three college drafts. Moore (1974, third round) led Dolphin receivers for the third consecutive year with 33 catches for 625 yards and four touchdowns, but he fractured his left leg Nov. 7 and missed five games.

With 110 receptions heading into 1977, Moore could have a four-year total which surpasses the five-year mark of 156 receptions by former Dolphin star Paul Warfield.

Also stirring excitement are Freddie Solomon (1975, second round) and Duriel Harris (1976, third round). Solomon got a late start in 1976 because of kidney surgery Aug. 25, and despite missing virtually half the season, he caught 27 passes for 453 yards. He dazzled Buffalo with a 252-yard day that included a Dolphin record 79-yard punt return, a 53-yard pass reception and a 59-yard flanker reverse — all three for touchdowns.

"Solomon could develop into the most dangerous all-purpose player in the game," Shula said. "There aren't many people capable of scoring three touchdowns three different ways in the same game."

Harris, no less elusive than Solomon, led the NFL in kickoff returns with a 32.9-yard average that included breakaways of 62 and 69 yards. Moreover, he blossomed as a receiver with 22 catches for 372 yards, and in a snowstorm at Cleveland, Harris had five catches for 116 yards. He has changed his jersey from No. 26 to No. 82.

Howard Twilley, known affectionately as "The Last Original," suffered a knee injury and missed six games in 1976. He had topped the 3,000-yard career mark by grabbing eight passes for 104 yards against Kansas City in a superb display of clutch receiving.

"A healthy Twilley should complement a fine set of young receivers," said Shula, who was watching the progress of Twilley's left knee.

A pair of former No. 1 draft picks, Barry Smith (Green Bay, 1973) and Mike Holmes (San Francisco, 1973), will be challenging for jobs at wide receiver. Smith came to the Dolphins in a January trade with Tampa Bay, and Holmes was acquired as a free agent last September but suffered a cracked sternum Oct. 10 and spent the season on injured reserve.

The only draftee among the receivers is 12th-round pick Terry Anderson of Bethune-Cookman.

At tight end, Andre Tillman has been a two-year starter and an effective blocker at 6-foot-5 and 230 pounds. Tillman's backup, eighth-year veteran Jim Mandich, has made impossible catches when he is inserted for passing situations. Mandich had 22 receptions for 260 yards and four touchdowns, even starting three games at split end in 1976, and he caught the game-winner against New England.

Shula was also pleased with the development of rookie tight end Loaird McCreary, a second-round draftee in 1976.

**OFFENSIVE LINE** — Some shuffling may be done in the offensive line similar to the adjustments which were necessary in 1976. The five-man unit which started the first four games wasn't intact for the last 10 games.

The anchor, center Jim Langer, was the only Dolphin named to the Pro Bowl although left guard Bob Kuechenberg and right guard Larry Little are still very respected in the NFL trenches. Langer was voted All-Pro for the third straight year, and despite torn cartilage in his right knee suffered in the sixth game, he played the full season.

"I think we have the best middle in the NFL," Shula said, "with a solid backup in Ed Newman, who could play No. 1 if we decided to move Little to tackle."

Kuechenberg missed the last four games with bone chips in his left ankle, but in the manner of Langer, Kuechenberg played the entire Pittsburgh game on the damaged ankle. Little, a five-time All-Pro at guard, had four starts at right tackle when an ankle injury sidelined Darryl Carlton. Newman asserted himself by starting eight games — four on the right side, then four on the left side (for Kuechenberg).

Unsettled are the tackle positions. Left tackle Wayne Moore, 32 in August, has started every game in 1975 and 1976 despite his aching right knee. Right tackle Carlton, the Dolphins' first-round draftee in 1975, started eight games off-and-on because of his ankle problems. He suffered severe burns in a January automobile accident and spent 22 days recuperating in a hospital.

"Wayne Moore's future depends on how he holds up physically, but he gives it everything he has," Shula said. "Carlton will be a question mark, but I'm hopeful he battles back and overcomes all the problems he's had and is able to line up again and have a pro football future."

The Dolphins drafted offensive tackle Mike Watson in the third round. Watson, a 6-foot-6 272-pound giant from Miami of Ohio, was impressive in rookie camp.

"He stayed an extra week for two-a-day instruction from John Sandusky (offensive line coach), who was very pleased with his size and attitude. He'll be given every opportunity to win a starting position in his rookie year."

Also on the depth chart are veteran Tom Drougas; second-year men Melvin Mitchell, Randy Young and Wally Pesuit; and five free agents.

**DEFENSIVE LINE** — The Dolphin defensive line must generate a stronger pass rush in 1977; opposing quarterbacks were sacked only 20 times last season, and as a result, the Dolphins had a record low of 11 interceptions.

"Our whole defense is predicated on rehabilitation of injured players," Shula said, pointing to nine knee operations.

Left end Vern Den Herder led all linemen with 105 tackles and had three quarterback sacks. Den Herder, the defensive captain and "most solid performer in the defensive line," ac-

ording to Shula, also blocked two field goals and recovered two fumbles.

Right end Bill Stanfill, the only former All-Pro on the defensive line, has been bothered by neck and head injuries for two years. Tackle Manny Fernandez, 31, spent the 1976 season on injured reserve, and his left knee is still slowing him.

"Stanfill and Fernandez are both question marks," Shula said. "They'll be put through additional testing, and a final determination will be made when camp opens."

In the interior line, young tackles Randy Crowder and Don Reese were suspended after their May 4 arrest for allegedly selling cocaine to undercover agents.

But the previous day, the Dolphins selected defensive tackles A.J. Duhe of Louisiana State and Bob Baumhower of Alabama in the first two rounds of the draft. Duhe, an LSU starter since his freshman year, and Baumhower were stand-outs when Shula and his staff coached the South All-Stars in the Senior Bowl.

"Duhe is a hustling, all-out, all-over-the-field player like Stanfill," Shula said. "Baumhower is more of an inside lineman who should be strong against the run, and because of his size, hopefully he'll be a factor in penetrating the passing pocket.

"We'll try to give them as much experience as possible, as early as possible, to see if they can handle starting assignments," the coach added. "The apparent scarcity of veteran defensive linemen could dictate the frequent use of a three-linemen, four-linebacker scheme of defense."

Shula expects to use 1976 first-round draftee Kim Bokamper of San Jose State as both a linebacker and defensive end. Bokamper, 6-foot-6 and 245 pounds, suffered a knee injury in the third preseason game and was sidelined for the year.

Eighth-year veteran Bob Heinz, although a reserve, played extensively in run-defense situations, and end John Andrews often subbed for Stanfill. Andrews recovered three fumbles. Other candidates include 11th-round pick John Alexander of Rutgers, veteran Bill Windauer and free agents Larry Warren and Gerry Roberts.

**LINEBACKERS** — Knee surgery wiped out what had appeared to be one of the Dolphins' strongest areas in 1976. Bokamper, six-year starter Mike Kolen and promising Earnest Rhone were lost in the preseason, and trade acquisition Andy Selfridge was injured in the regular-season opener.

"After a thorough checkup and on-the-field testing for three days (May 19-21), we've very pleased with the rehabilitation progress of Bokamper, Kolen, Rhone and Steve Towle," Shula said.

Middle linebacker Towle had surgery in January to remove loose cartilage, and strongside linebacker Bob Matheson missed three games in 1976 with a torn calf muscle. Towle, Matheson and first-round draftee Larry Gordon of Arizona State operated as a linebacking unit the last eight games.

"Towle demonstrated, in his first two seasons, that's he's capable of taking over the leadership so necessary on any defensive team," Shula said. "Gordon should really find himself this year, and Matheson again will be relied upon to play any position at any time."

Towle set a Dolphin record with 217 tackles last season (131 initial hits) and had three stops in a goal-line stand at Pittsburgh. Matheson had the only two interceptions by Dolphin linebackers in 1976.

Swift linebacker Bruce Herron, a seventh-round choice from New Mexico, looked good in the Dolphin rookie camp.

**DEFENSIVE BACKS** — Medical reports on four knee patients are crucial to assessing the Dolphin secondary. Left cornerback Tim Foley, strong safeties Charlie Babb and Dick Anderson all are coming off operations.

Anderson, 31, has had four operations on his left knee since he was clipped by St. Louis wide receiver Mel Gray in the 1975 Pro Bowl. Anderson, however, has been running well since his latest operation in January.

Babb survived the 1976 plague of injuries until the final game, but his right knee required two operations 10 days apart. Babb, who assumed Anderson's job in 1975, fortified his reputation as a hitter with 109 tackles last season.

Foley was injured in the second game, and the Dolphins traded two draft choices to Houston to obtain former All-Pro cornerback Ken Ellis. Ellis started five games — three at right cornerback when Curtis Johnson was hobbled by a sprained knee, two at free safety when Bryant Salter was waived. Johnson missed virtually all of the first five games, but he enters 1977 as the healthiest and most experienced starter.

"Both Babb and Foley did well in offseason drills," Shula said, "and nobody will work harder than those two. Ellis will compete both at free safety and cornerback."

Left cornerback Jeris White, a 1976 starter in his third season, tied a Dolphin record with four takeaways (two interceptions, two fumble recoveries) in a game at Cleveland. Also competing at corners are draftee Horace Perkins, a speedster from Colorado, and '76 squadman Ted Bachman plus five free agents.

For help in his injury-wracked defense, Shula signed free agent Vern Roberson, who led the Canadian Football League with 10 interceptions in 1975. Roberson was a rookie tryout in the 1974 Dolphin camp, obtained in the supplementary draft.

"Roberson had a fine career in Canada," Shula said, "and he could break into the lineup in an unsettled secondary."

**SPECIALISTS** — Garo Yepremian, who converted 16 of 23 field-goal attempts in 1976, is now the all-time NFL leader in field-goal accuracy.

The 33-year-old Yepremian has converted 67.1 per cent of his career attempts (151 of 225) and is leading Cleveland's Don Cockroft (66.2 per cent, 147 of 222) and Kansas City's Jan Stenerud (65.5 per cent, 239 of 365). Yepremian has hit an outstanding 83 per cent of his Dolphin attempts inside the 39-yard line (98 of 118).

His rivals in the Dolphin camp are fifth-round pick Mike Michel of Stanford and free agent David Mellott of Texas Tech. Michel, also a defensive back, averaged 39.8 yards punting as a senior.

Dolphin punter Larry Seiple now has played in most regular-season games (136) in team history, followed by Howard Twilley (128), Larry Little (119) and Bob Griese (117). Seiple averaged 38.2 yards punting in 1976 and caught 10 passes including a touchdown.



## Player Profiles





## DICK ANDERSON

**Strong Safety**

**40**

6-2, 196

9th Year

Born Feb. 10, 1946

Colorado

(D3, 1968)

A fierce tackler and three-time All-Pro selection, he returned at midseason 1976 after missing 19 games (all of 1975) because of three operations for ligament damage and cysts on his left knee . . . he underwent a fourth operation in January 1977 on that knee and big toe on right foot . . . he had played in 98 consecutive Dolphin games (109 including postseason) but he stretched ligaments when being clipped by Mel Gray in 1975 Pro Bowl . . . first operation was September 1975 after reinjuring knee in preseason game at Minnesota . . . 34th career interception preserved '76 victory at Tampa Bay . . . used primarily as "nickel back" in pass defense . . . named NFL Defensive Player of Year in 1973 by Associated Press after intercepting eight passes for third time in career . . . he swiped four passes in first half Dec. 3, 1973 against Pittsburgh and returned for 121 yards including touchdowns of 27 and 38 yards . . . also has interceptions returns of 96, 86 and 62 yards — the latter on a spectacular convoy for clinching TD in 1971 AFC Championship game against Baltimore . . . owns Dolphin record by recovering 15 opponent fumbles, combined with 34 interceptions for total of 49 takeaways . . . has 42 punt returns including 47-yarder at Buffalo in 1971 . . . All-America defensive back at Colorado in 1967, he intercepted seven passes as a senior, returned two punts for TDs in Blue-Gray game . . . also received Ernie Davis Memorial Award in Coaches All-America game . . . 15 career thefts at Colorado . . . born in Midland, Mich., son of a chemist . . . raised in Boulder, Colo., where he also became a golfer and skier . . . third-round draftee, 73rd player in 1968 draft . . . younger brother Bobby was teammate on state championship team at Boulder High (1963) and Bluebonnet Bowl-winning Colorado team (1967) . . . Bobby was running back for Denver Broncos when Dolphins played 10-10 tie in 1971 opener . . . elected president of NFL Players' Association in 1976 and was key figure in reaching accord on five-year Collective Bargaining Agreement in 1977 after three-year stalemate . . . also successful in insurance field as president of Pro Financial Services . . . earned B.S. in marketing at Colorado . . . father of two boys, Christopher (8-25-69) and Blakley (11-7-71) . . . in May 1977 while on trail ride with Florida legislators in Appalachian National Forest, he rescued a 12-year-old girl after three-mile mounted chase of runaway horse . . . CB radio name is Silver Eagle . . . serves on advisory board of Big Brothers and Big Sisters of Greater Miami, board of directors of WPBT public television . . . also charter member of Miami Ski Club.

### ANDERSON'S STATISTICS

	G	Tack	Asst	Total	Opp Fum	Int	Yds
1968	14	70	24	94	1	8	230
1969	14	57	21	78	2	3	106
1970	14	72	34	106	2	8	191
1971	14	52	22	74	4	2	33
1972	14	48	26	74	5	3	34
1973	14	50	36	86	—	8	163
1974	14	49	44	93	1	1	3
1975	(INJURED RESERVE)						
1976	9	10	15	25	—	1	32
<b>TOTALS</b>	<b>107</b>	<b>408</b>	<b>222</b>	<b>630</b>	<b>15</b>	<b>34</b>	<b>792</b>

28

**Additional** — QB Sack 1970, 1971, Recovered Dolphin Fumble: one in 1972. Fumbles/Lost: 1-1 in 1970, 1-1 in 1971, 1-1 in 1972. Punt Returns — 5-18, long 10, in 1968; 12-82, long 29, in 1969; 1-6 in 1970; 8-114, long 47, in 1971; 5-19, long 17, in 1972; 6-52, long 27, in 1973; 3-9, long 6, in 1974; 2-21, long 11, in 1976. Totals: 42-321, average 7.6, 7 fair catches, long 47. Kickoff Returns — 6-106, long 25, in 1968; 1-8 in 1970. Pass Receiving — 1-8 in 1969; Punting: 5-188, average 37.6, long 49, vs. New York Jets 1969.



## JOHN ANDREWS

**Defensive End**

**70**

6-6, 251

3rd Year

Born Nov. 7, 1951

Morgan State

(FA, 1975)

He started four of the first five games in 1976 at right end for ailing Bill Stanfill, and he often substituted in run-defense situations throughout his second season in Miami . . . he recovered three opponent fumbles and had two quarterback sacks . . . he had 27 initial hits and 18 assists for total of 45 tackles . . . in 1975 logged most of his duty on special teams with 8 initial hits and three assists . . . voted outstanding defense lineman as tackle for WFL champion Birmingham Americans in 1974 and is owed \$12,000 by defunct league . . . seventh-round draftee by Detroit, 175th player in 1973, but waived after third game . . . joined Ottawa Rough Riders of Canadian Football League in '73 and followed Coach Jake Gotta to Birmingham in '74 . . . signed in 1975 by George Young, Director of Pro Scouting, who had followed Andrews' career at Morgan State in Baltimore . . . he and Earnest Rhone were only free agents in training camp to make '75 squad . . . born and raised in Detroit, where he returned for 20-7 preseason victory in '76 . . . attended Mumford High . . . enjoys listening to jazz . . . he and wife Deidre live in Miami with daughter Ayana (8-6-75 and infant son Kobie.



## CHARLIE BABB

**Strong Safety**

**49**

6-0, 190

6th Year

Born Feb. 4, 1950

Memphis State

(D5, 1972)

His rehabilitation from two knee operations only 10 days apart will be a key to Dolphin defense regaining respectability in 1977 . . . steady force in '76 with impressive 109 tackles in second year as starter . . . plague of Dolphin injuries caught him in final game . . . three torn ligaments required surgery Dec. 12 and Dec. 22, spent 16 days including Christmas in Mercy Hospital . . . in January wearing hip-to-ankle cast on left leg, he shot three-under-par 69 at Sunrise Country Club . . . South Florida media voted him outstanding defensive back for Dolphins . . . his interception led to only touchdown in 16-0 shutout of New York Jets, awarded game ball . . . also a leaping, end-zone theft against Kansas City . . . in 1975 replacing injured Dick Anderson, he intercepted three passes and had 10 tackles against Oakland in first starting assignment . . . has played in 70 consecutive games (77 including postseason) . . . has averaged 13 yards on punt returns (12-162) including 46-yarder at Baltimore in 1975 . . . aggressive, tenacious hitter often forces fumbles . . . fifth-round draftee, 129th player in 1972 . . . earned Tommy Fitzgerald Memorial Award as outstanding rookie in training camp . . . then in AFC playoffs, he blocked punt by Cleveland's Don Cockroft and ran five yards for first touchdown in 20-14 victory . . . three-year regular at Memphis State with 229 tackles, nine interceptions

29

for 216 yards, five fumble recoveries . . . born in Sikeston, Mo., son of deaf parents. "They learned to lip read so well that Dad can tell from the stands what a player says when he curses an official," Babb said . . . raised on farm in Charleston, Mo., where he set records as quarterback and pole vaulter . . . five-handicap golfer, he was runnerup in both 1976 and 1977 Brian Piccolo Cancer Research Fund golf tourney in Lake Geneva, Wis. . . . opened restaurant, "Across the Tracks," near Memphis State campus in 1975 . . . he and wife Leslie (married 6-19-71) live in Plantation, Fla., with two children David (7-16-73) and Mary (5-5-75).

### BABB'S STATISTICS

	G	Tack	Asst	Total	Opp Fum	Int	Yds
1972	14	14	8	22	—	1	24
1973	14	19	17	36	1	—	—
1974	14	22	7	29	1	—	—
1975	14	55	33	88	1	4	18
1976	14	58	51	109	2	2	20
<b>TOTALS</b>	<b>70</b>	<b>168</b>	<b>116</b>	<b>284</b>	<b>5</b>	<b>7</b>	<b>62</b>

Playoffs — Blocked Punt Returned 5 yds for TD, 1972.

Additional — Punt Returns 2-29, long 20, in 1974; 7-95, long 46, 4 fair catches, in 1975; 3-38, long 25, one fair catch, in 1976. Totals: 12-162, average 13.0, 5 fair catches, long 46. Kickoff Return: 1-0 in 1974.



### TED BACHMAN

Cornerback

47

6-0, 190

New Mexico St.

2nd Year

(FA, 1976)

Born Jan. 19, 1952

He completed on Dolphin special teams for last eight games of 1976 after a five-game stint with expansionist Seattle Seahawks . . . his quickness and zestful hitting kept free agent on Dolphin preseason squad until final cut . . . Seattle claimed him on waivers . . . signed for second time as Dolphin free agent Oct. 21 after tryout with New England . . . roster opening created by knee injury to Barry Hill . . . had 13 tackles (nine initial hits) . . . skipped senior year at New Mexico State to play with Calgary Stampeders of Canadian Football League in 1973 and 1974 . . . led Stampeders in interceptions in '74 . . . didn't play football in '75 . . . nicknamed Rabbit in high school because he could dunk a basketball with two hands . . . only played as senior at Burroughs High in Ridgecrest, Calif., and caught four TD passes in one game . . . played junior college basketball at Porterville, transferred to New Mexico State in '72 . . . weightlifting enthusiast, he did 345 pounds in bench press at '76 rookie camp . . . born in Pensacola, raised in San Francisco . . . single.

### KIM BOKAMPER

Linebacker

58

6-6, 245

San Jose State

2nd Year

(D1, 1976)

Born Sept. 25, 1954



An exceptional prospect in 1976 training camp, he could fulfill great expectations of coaches as 1977 rookie . . . first-round draftee suffered torn ligament and cartilage in left knee while covering kickoff of third preseason game . . . "a real blow," Shula said after having watched Bokamper make impressive strides . . . runs 40-yard dash in 4.7 seconds, even at 245

pounds . . . "He's got such quick feet, intelligence, real good vision," Shula said . . . he was 19th player, second linebacker, in 1976 draft . . . voted outstanding defensive player in East-West Shrine Game . . . strongside defensive end in San Jose State's 5-2 alignment . . . can blitz quarterback as well as cover receivers, so should fit into Dolphin scheme of using fourth linebacker to combine with three-man line in pass rush . . . remarkable improvement as senior in 1975 with 72 tackles (49 unassisted) including 11 for losses . . . Spartans ranked sixth in rushing defense and posted school's best record (9-2) since 1946 . . . Pacific Coast Athletic Association champions . . . also played in Blue-Gray and Senior Bowl . . . born in San Diego and raised in Milpitas, Ca., where he played tight end in high school . . . attended Concordia College in Moorhead, Minn., as freshman, then transferred to San Jose City College and finally San Jose State . . . single.



### NORM BULAICH

Running Back

31

6-1, 218

Texas Christian

8th Year

(Trade, 1975)

Born Dec. 25, 1946

In collecting almost 1,300 yards running and receiving, and 14 touchdowns, in two seasons he has put an accent on versatility in Dolphin offense . . . he averaged 4.4 yards per carry in 1976 while gaining 540 yards — his second-highest rushing total in seven NFL seasons . . . started seven games but missed two games with separated left shoulder and another game with sore ankles . . . burst 28 yards for touchdown against Los Angeles by crunching two defenders in open-field collision . . . came off bench in '76 opener and powered 107 yards on 19 carries at Buffalo . . . three years earlier at Buffalo, he gained 104 yards on 13 carries for Philadelphia . . . Eagles traded him to Miami July 9, 1975 for fourth-round draft choice, and he sparked TD-16 triumph over Philadelphia with 74 yards and a clinching TD . . . he has averaged 32.5 pass receptions in last four seasons and should surpass 3,000 career yards rushing in 1977 . . . one of 10 first-round draftees on Dolphin roster, selected by Baltimore Coach Don Shula in 1970 (18th player) a few weeks before Shula came to Miami . . . as rookie for Super Bowl V champion Colts, he gained 116 yards on 25 carries in AFC playoff against Cincinnati and he scored two TDs in AFC Championship game against Oakland . . . still holds Colts' rushing record of 198 yards on 22 carries Sept. 19, 1971 against New York Jets . . . averaged 4.9 yards per carry in '71 with 741 yards on ground . . . accounted for 970 total yards including 25 receptions for 229 yards . . . he suffered severe hamstring pull in 13th game of 1971 when tackled in split position by Dolphin linebacker Doug Swift, and subsequent muscle pulls limited his playing in 1972 . . . he was traded to Philadelphia Jan. 29, 1973 for a 4th-round pick in '73 and 2nd-round pick in '74 . . . he responded by rushing for 436 yards and catching 42 passes for 403 yards including an 80-yard TD . . . he received a concussion in '74 opener and kept having blackouts when taking a shot in helmet . . . "When he's healthy, he's as fine a fullback as you'll see," Shula said after trade with Eagles . . . big plays in '75 included 59-yard TD reception against Jets and catch of third-down, 15-yard swing pass that set up winning TD at Buffalo . . . born in Galveston, Tex., on same Christmas Day as former Dolphin fullback Larry Csonka . . . raised in LaMarque, Tex., and led team to 27-3 record for three seasons . . . track star (9.6 seconds for 100-yard dash) and football captain at Texas Christian . . . he and wife Susie (married 1-23-71) postponed wedding three days because of Super Bowl V . . . they live in Bedford, Tex., with daughter Kimberly (8-17-72).

## BULAICH'S STATISTICS

	RUSHING					RECEIVING				
	G	Att.	Yds.	Avg.	TD	LG	No.	Yds.	TD	LG
1970 Balt	12	139	426	3.1	3	15	11	123	0	20
1971 Balt	14	152	741	4.9	8	67t	25	229	2	30t
1972 Balt	6	27	109	4.0	1	18	9	55	0	10
1973 Phila	14	106	436	4.1	1	20	42	403	3	80t
1974 Phila	11	50	152	3.0	0	13	28	204	0	26
1975 Miami	14	78	309	4.0	5	30	32	276	5	59t
1976 Miami	11	122	540	4.4	4	35	28	151	0	25
<b>Miami Total</b>	<b>25</b>	<b>200</b>	<b>849</b>	<b>4.2</b>	<b>9</b>	<b>35</b>	<b>60</b>	<b>427</b>	<b>5</b>	<b>59t</b>
<b>CAREER</b>	<b>82</b>	<b>674</b>	<b>2713</b>	<b>4.0</b>	<b>22</b>	<b>67t</b>	<b>175</b>	<b>1441</b>	<b>15</b>	<b>80t</b>
<b>Playoffs</b>	<b>3</b>	<b>65</b>	<b>215</b>	<b>3.3</b>	<b>2</b>	<b>13</b>	<b>1</b>	<b>5</b>	<b>0</b>	<b>5</b>

Additional — Kickoff Returns: 1-62, no TD in 1972. Fumbles/Lost: 2-1 in 1975, 1-1 in 1976.



## DARRYL CARLTON

Offensive Tackle

71

6-6, 270

3rd Year

Born June 24, 1953

Tampa  
(D1, 1975)

He secured starting job at right tackle in 1976, but ankle injuries limited him to eight starts . . . returned to lineup in 11th game . . . required surgery in January to remove calcium deposits from left ankle . . . his career was jeopardized two weeks later in fiery automobile crash that followed fight in Miami Springs lounge . . . he received second-degree burns over 15 per cent of body, spent 22 days in hospital for painful burn treatments and skin grafts on left leg and left hand . . . now on two-year probation . . . teammate Larry Little was most supportive during long rehabilitation . . . he was first-round draftee, 23rd player in 1975, and his University of Tampa teammate Freddie Solomon was selected by Dolphins in second round as 36th player . . . their alma mater discontinued football in '75 . . . Carlton missed three weeks of '75 training camp by practicing with College All-Stars . . . he was groomed to replace Dolphin original Norm Evans, and Carlton started 10th game against Baltimore in '75 when Evans suffered toe injury . . . Evans, 34, was selected by Seattle in '76 Veteran Allocation draft, Carlton inherited No. 1 position . . . his weight ballooned to 300 pounds in early '76 summer before he adhered to Coach Don Shula's discipline . . . a native Floridian, he was born in Bartow and earned nickname "Big Meade" at Fort Meade High . . . single.



## RUSTY CHAMBERS

Linebacker

51

6-1, 220

3rd Year

Born Nov. 10, 1953

Tulane  
(FA, 1976)

He was Dolphins' fifth linebacker last season, arriving on waivers Oct. 7 from New Orleans . . . Dolphins claimed him after waiving reserve Mike Dennery . . . he collected 13 tackles (eight initial hits) on kick coverage in 10 games . . . also had 12 tackles (10 initial hits) in four games with Saints . . . originally signed as free agent with New Orleans in '75, then waived Sept. 9 and signed again Sept. 30 to play in 12 games . . . he returned fumble 38 yards for touchdown Oct.

19, 1975 at San Francisco . . . voted Most Valuable Player at Tulane in 1974 . . . loves horses and has worked as a farrier . . . born in Amite, La., raised in Loranger, La. . . single.



## GARY DAVIS

Running Back

27

5-10, 202

2nd Year

Born Sept. 7, 1954

Cal Poly (SLO)  
(D6, 1976)

An excellent kick returner and a demon on special teams, he also displayed promise as a running back . . . bounced off a pack of tacklers on 57-yard sprint against Buffalo . . . also broke 28-yard touchdown at New York Jets . . . durable, slashing runner . . . started final game against Minnesota, carried 15 times, returned three kickoffs and recovered Viking fumble on punt coverage as he made tackle . . . led special teams with 24 tackles (15 initial hits) . . . fifth-leading rusher with 160 yards on 31 carries . . . returned four kickoffs for 117 yards at Baltimore . . . averaged 23.7 yards with 26 returns for 617 yards including 47-yarder . . . also caught two passes for eight yards . . . sixth-round draftee, 174th player in 1976 . . . Small-College All-America at San Luis Obispo school . . . ranked fourth among Division II rushers with 1,244 yards on 264 carries and 16 TDs in 1975 . . . had seven 100-yard games and four times scored three TDs in a game . . . career total of 2,368 yards on 500 carries, breaking school record of Alex Bravo (1951-53) . . . gained 880 yards on 167 carries, 10 TDs, as junior . . . born in Los Angeles, raised in Pomona, CA. . . single.



## JIM DEL GAIZO

Quarterback

11

6-1, 190

5th Year

Born May 31, 1947

Tampa  
(FA, 1975)

Making another bid with Dolphins, the left-handed quarterback signed his third free agent's contract June 28, 1977 . . . he could win reserve QB job with more of impressive passing like his 1976 preseason efforts . . . he completed 25 of 40 passes for 372 yards, three touchdowns, no interceptions, as Dolphins were unbeaten . . . was among nine players cut on final reduction date . . . last NFL appearance was October 1974 when he started three games for New York Giants, suffered broken nose in second start . . . cut by Giants in '75 preseason, then worked for Southeast Life Insurance until signed Dec. 2, 1975 by Dolphins after injuries sidelined Bob Griese and Earl Morrall . . . active roster for last three games of '75 . . . first stint with Dolphins, after '70 tryout with Cincinnati, was as member of taxi squad in '71 and '72 . . . activated in '72 when Griese suffered broken leg . . . backup to Morrall during '72 unbeaten season, he passed for TDs of 51 and 39 yards against New England when Dolphins set record 502 total yards . . . traded Aug. 22, 1973 to Green Bay for pair of second-round picks (used to acquire Andre Tillman and Freddie Solomon) . . . started two games in '73 for Packers . . . traded Sept. 10, 1974 to Giants for third-round pick . . . he established 12 passing records at Tampa under Fran Curci after transferring from Syracuse . . . sophomore QB in Syracuse backfield with Larry Csonka and Floyd Little, Del Gaizo threw four TD passes against Maryland in '66 . . . born

in Everett, Mass., raised in Revere, Mass., where he was all-state quarterback . . . he and wife Sandra live in Hollywood, Fla., with sons Ted (2-25-69) and Brent (8-7-74).

**DEL GAIZO'S PASSING**

	G	Att.	Comp	Pct.	Yds	Int	TD	Tkld	LG
1972 Miami	4	9	5	55.6	165	1	2	0/0	51t
1973 G-Bay	8	62	27	43.5	318	6	2	8/87	28
1974 Giants	4	32	12	37.5	165	3	0	1/11	44
1975 Miami	0	0	0	0.0	0	0	0	0/0	0

(INACTIVE)

**TOTAL** 16 103 44 42.7 648 10 4 9/98 51t

Additional — Rushing: 1-0 in 1972; 4-1 3-15, long 6, in 1974



**VERN DEN HERDER**

**Defensive End**

**83**

6-6, 252  
7th Year  
Born Nov. 28, 1948

Central Iowa  
(D9, 1971)

Consistency and durability are epitomized by the Dolphins' defensive captain, who was voted outstanding defensive lineman for 3rd year in row . . . quiet, intelligent leader and tireless worker . . . had career-high 105 tackles last season and blocked two field goals . . . only three quarterback sacks in '76 after averaging almost 10 sacks in previous four years as starter . . . "It isn't that we haven't been beating anybody one-on-one at times," he said. "We worked as hard as ever, probably harder. It's puzzling" . . . Coach Don Shula calls him "most solid performer" and foundation for rebuilding defensive line . . . has started 70 consecutive games (77 including postseason) and has never missed a game in six seasons even with torn back muscle in 1974 . . . only 1971 draftee (230th player) on Dolphin roster . . . wore No. 86 as rookie . . . named All-AFC by Associated Press in 1972 after collecting 10½ sacks in unbeaten season . . . earned All-Pro honor on New York Post team in 1975 when he had 11 sacks . . . had 24-yard interception return at New England in 1972 (only pass theft by Dolphin lineman in past seven years) . . . born in Lemars, Iowa, raised in Sioux Center . . . his high school didn't have football program until Vern was sophomore . . . he earned all-state honors in basketball, also broke all scoring and rebounding records at Central Iowa . . . NAIA All-America honors indicated pro football potential for Flying Dutchman, but with B.A. in chemistry, he enrolled for fall 1971 in veterinary medicine at Iowa State before reporting to Dolphins as ninth-round draftee . . . in offseason he worked for confinement cattle feeding company in Sioux Center . . . he and wife Diane (married 6-12-71) live in Miramar, Fla., with adopted son Matthew (9-6-75) and daughter Carissa (2-14-77).

**DEN HERDER'S STATISTICS**

	G	Tack	Asst	Total	Opp Fum	QB Sack
1971	14	13	3	16	—	1
1972	14	60	31	91	1	10½
1973	14	61	40	101	1	10
1974	14	50	33	83	2	7
1975	14	58	38	96	2	11
1976	14	65	40	105	2	3
<b>TOTALS</b>	<b>84</b>	<b>307</b>	<b>185</b>	<b>492</b>	<b>8</b>	<b>42½</b>

Additional — Interceptions: 1-24 in 1972.  
Blocked FGs: one in 1974, one in 1975, 2 in 1976.  
Playoffs — 2½ QB Sacks



**TOM DROUGAS**

**Offensive Tackle**

**78**

6-4, 255  
6th Year  
Born Dec. 25, 1949

Oregon  
(Waive, 1975)

He has provided depth at offensive tackle for two seasons while playing on Dolphin special teams . . . started two games in 1976 and could challenge in unsettled line in '77 . . . he was claimed Aug. 17, 1975 on waivers from Kansas City . . . originally a first-round draftee of Baltimore, 22nd player in 1972, selected by George Young, now Director of Pro Scouting for Dolphins . . . he started 10 games in '73 including Colts' 17-3 upset of eventual Super Bowl VIII champion Miami . . . suffered broken big toe in '73 . . . in spring '74 he signed future contract with WFL Portland Storm for 1976 . . . was traded Aug. 19, 1974 to New Orleans, returned to Colts because of arthritic shoulder, then dealt Aug. 23 to Denver for 3rd-round pick . . . he played six games with Broncos, then traded Oct. 22 to Kansas City for 4th-round pick played eight games with Chiefs . . . born in Portland, Ore., raised in Beaverton . . . an All-America tackle at Oregon where father played football . . . was lumberjack during college summers . . . received B.A. in religious studies at Oregon . . . he and wife Cheri (married 7-26-68) live in Sun Valley, Idaho, with sons Ari (5-24-70) and Damon (1-7-74) . . . he sells real estate in offseason and enjoys snow skiing and photography.



**KEN ELLIS**

**Cornerback**

**48**

5-11, 190  
8th Year  
Born Sept. 27, 1947

Southern Univ.  
(Trade, 1976)

A big-play artist with 84 consecutive starts (1970-75) for Green Bay, the former All-Pro came to Dolphins via Houston in 1976 . . . Packers traded him April 2, 1976 with quarterback John Hadl and draft choices to Houston for QB Lynn Dickey . . . Ellis played behind Zeke Moore at Houston and requested trade, which was arranged Sept. 21 after Dolphin cornerback Tim Foley suffered knee injury . . . Dolphins spent 3rd-round and 4th-round draft choices (4th-round pick was obtained from San Diego for Mercury Morris) . . . Ellis practiced four days, then started in shutout of New York Jets . . . he had five starts three at right corner, two at free safety . . . excellent speed for pass coverage . . . had 40-yard interception return against Buffalo as free safety . . . has scored five touchdowns in career including three interceptions, 80-yard punt return Oct. 16, 1972 against Detroit and 100-yard runback of missed field goal by Pete Gogolak Sept. 19, 1971 against New York Giants . . . earned All-NFL honors in 1972 from Associated Press and All-NFC from both AP (1972-73) and UPI (1973-74) . . . twice selected for Pro Bowl (1973-74) . . . in '72 helped Packers win NFC Central title with courageous effort . . . he played Dec. 3, 1972 with his right shoulder in leather harness, and he intercepted two passes, returning one of them 40 yards, and he recovered fumble in 33-7 victory over Detroit . . . "I figure I have all offseason to get well," he said against doctor's advice . . . had surgery on that shoulder in February 1973 . . . had 84-yard kickoff return Nov. 4, 1973 against Chicago . . . originally a flanker at Southern University played for Don Shula on South All-Stars in 1970 Senior

... fourth-round draftee of Packers, 93rd player in 1970... led nation in punt returns in 1968 and had two TDs in game against Jackson State; on second breakaway, frustrated Jackson State player came off bench and tackled Ellis, so he was awarded TD... born in Woodbine, Ga., where he once scored seven TDs in high school game... he and wife Joyce live in Baker, La., with son Trent (9-9-70) and daughter Kebba (11-15-73)... he has worked since 1972 in Community Relations for Baton Rouge police department's drug prevention program.

### ELLIS' STATISTICS

	G	Int	Yds.	Lg	Opp Fum
1970 Green Bay	13	3	69	60	2
1971 Green Bay	14	6	10	5	—
1972 Green Bay	14	4	106	40	2
1973 Green Bay	14	3	53	47t	—
1974 Green Bay	14	3	56	38t	—
1975 Green Bay	14	1	0	0	2
1976 Houston	2	0	0	0	0
1976 Miami	12	2	40	40	1
<b>TOTALS</b>	<b>97</b>	<b>22</b>	<b>334</b>	<b>60</b>	<b>7</b>

### PUNT RETURNS

	FC	NO.	Yds	Avg	TD	LG	No.	Yds.	Avg.	TD	LG
1970	0	7	27	3.9	0	8	22	451	20.5	0	48
1971	1	22	107	4.9	0	30	1	22	22.0	0	22
1972	1	14	215	15.4	1	80t	1	10	10.0	0	10
1973	7	11	47	4.3	0	23	12	319	26.6	0	84
1974	0	3	3	1.0	0	9		(None)			
1975	2	6	27	4.5	0	12		(None)			
<b>TOTALS</b>	<b>11</b>	<b>63</b>	<b>426</b>	<b>6.8</b>	<b>1</b>	<b>80t</b>	<b>36</b>	<b>802</b>	<b>22.3</b>	<b>0</b>	<b>84</b>

### KICKOFF RETURNS

	FC	NO.	Yds	Avg	TD	LG
1970	0	7	27	3.9	0	8
1971	1	22	107	4.9	0	30
1972	1	14	215	15.4	1	80t
1973	7	11	47	4.3	0	23
1974	0	3	3	1.0	0	9
1975	2	6	27	4.5	0	12
<b>TOTALS</b>	<b>11</b>	<b>63</b>	<b>426</b>	<b>6.8</b>	<b>1</b>	<b>80t</b>

Touchdowns — Returned missed field goal 100 yds 9-19-71 vs. NY Giants; Interception: 28 yds 11-5-72 vs San Francisco; 47 yds 11-18-73 at New England; 38 yds 11-24-71 vs. San Diego. Punt Return 80 yds 10-16-72 at Detroit.  
Additional — Fumbles/Lost. 3-2 in 1970, 2-1 in 1972, 1-1 in 1973, 1-1 in 1974



## MANNY FERNANDEZ

**Defensive Tackle 75**

6-2, 245  
9th Year  
Born July 3, 1946  
Utah  
(FA, 1968)

Injuries have hounded him for three years after six indestructible seasons as the Dolphins' outstanding defensive lineman... he was classified "Physically Unable to Perform" at start of 1976 training camp, then placed on injured reserve Nov. 10 after rehabilitation faltered... had fifth operation on left knee January 1976 and surgery for right shoulder in March 1976... he missed four games with sprained right ankle in '75... when intact, he gained All-NFL second team by Newspaper Enterprises Association in 1973... most famous free agent in Dolphin history, he received John Unitas Award from South Shore QB Club in Massachusetts for achievement in pro football without college fanfare... played end as rookie, switched to left tackle in 1969... quickness and compact strength enabled him to outmaneuver bigger men, and in Super Bowl-winning seasons, he collected 107 and 113 tackles... led team with eight quarterback sacks in '71... finest game was Super Bowl VII when he tormented Washington with 17 tackles (11 unassisted)... he felt he had played better against Buffalo that season when he stole handoff by QB Dennis Shaw and fought his way to 10-yard line to setup decisive TD... he then returned to hospital, recovering from pneumonia... born in Oakland, twice runnerup in state wrestling tournament for San Lorenzo High... attended Chabot Junior College, transferred as sophomore to Utah... overlooked in '68 draft, and Coach Mike Giddings told

Dolphins his player couldn't make pro grade... "I wasn't hard to overlook," Manny said. "At Utah, I not only wasn't all-conference. I barely was all-team"... Dolphins were looking for a name to appeal to Latin population in Miami... he weighed 237, had poor vision and couldn't speak Spanish... he and wife Marcia (married 2-11-71) live in Miramar with daughter Christina (10-27-74) and son James Gabriel (7-8-77)... he participated in a 15-man NFL tour for U.S.O. in 1972... he has organized charity golf event last two years to benefit Dade Association of Retarded Citizens... also state chairman of Green Wing, the youth program of Ducks Unlimited.

### FERNANDEZ'S STATISTICS

	G	Tack	Asst	Total	Opp Fum	QB Sack
1968	13	31	15	46	1	4
1969	14	68	22	90	1	4
1970	13	54	17	71	—	4½
1971	14	47	20	67	1	8
1972	14	68	39	107	2	5
1973	14	67	46	113	—	6½
1974	12	38	21	59	1	3
1975	10	10	12	22	—	—
1976						
<b>TOTALS</b>	<b>104</b>	<b>383</b>	<b>192</b>	<b>575</b>	<b>6</b>	<b>35</b>

Blocked FG 1970.  
Playoffs — 5½ QB Sacks, Fumble Recovery.



## TIM FOLEY

**Cornerback**

**25**

6-0, 194  
7th Year  
Born Jan. 22, 1948

Purdue  
(D3, 1970)

His intelligent and quick-reacting pass coverage was missed in 1976 when he suffered torn ligament in right knee... he was changing direction when knee buckled at New England in second game... a five-year starter (1971-75) at left cornerback, he maintained his sense of humor: "I guess when a stock engine tries to keep up with a hot rod, that's what happens. I threw a piston"... his adaptability to all backfield positions made loss acute... in '76 preseason he blocked punt to setup only touchdown in victory at Houston... 11 career interceptions... he has unique place in NFL records by scoring two TDs with recovery of blocked punts Nov. 11, 1973 against Baltimore... Foley and Bob Matheson blocked punts by David Lee, and Foley ran 8 and 5 yards for scores... third-round draftee, 55th player in 1970... "Being intense is the only way I've been able to survive," he says... missed final three games of '73 with shoulder injury, also missed Super Bowl VII with separated left shoulder from AFC Championship game... broken thumb in '75 kept him out of starting lineup last five games... born in Evanston, Ill., raised in Wilmette, Ill., and quarterback at Loyola Academy... as Purdue sophomore he twice intercepted Terry Hanratty in upset of Notre Dame... All-America in 1969 with five thefts, also Boilermaker's top punt returner... Academic All-America with B.A. in industrial economics... Fellowship of Christian Athletes leader and inspiring speaker... guitarist, singer and composer, he did several college concerts in spring 1977... vice-president of Miami-based Racquetball Development & Management... he serves on board of directors for Boystown of Florida... he and wife Connie (married 1-23-71) live in Miami Lakes with daughter Katie (5-16-74).

### FOLEY'S STATISTICS

	G	Tack	Asst	Total	Opp Fum	Int	Yds
1970	14	12	2	14	—	—	—
1971	14	36	22	58	—	4	14
1972	14	38	24	62	—	3	25
1973	11	27	11	38	—	2	22
1974	13	43	11	54	2	2	-2
1975	14	29	17	46	1	—	—
1976	2	2	2	4	—	—	—
<b>TOTALS</b>	<b>82</b>	<b>187</b>	<b>89</b>	<b>276</b>	<b>3</b>	<b>11</b>	<b>59</b>

**Touchdowns** — Return Blocked Punts 8 yds and 5 yds 11-11-73 vs. Baltimore  
**Additional** — Blocked Punt 1973, 1974. Kickoff Return: 1-0 in 1970. Scored Safety on blocked punt vs Kansas City, 1974.



### LARRY GORDON

Linebacker

50

6-4, 230

Arizona State

2nd Year

(D1, 1976)

Born July 8, 1953

He became first Dolphin rookie to handle 14-game starting job in 1976 since Jake Scott, Curtis Johnson and Mike Kolen in pivotal '70 season . . . he played almost every down while injuries toppled four linebackers . . . second-leading tackler with 118 stops from weakside position . . . confirmed scouting reports of great agility, quickness and durability . . . "He's been hurt at times by uncertainty . . . it's taken away from his natural aggressiveness," Coach Don Shula said. "But we think in time he will develop into one of the real good ones" . . . first linebacker (17th player) selected in 1976 draft after receiving All-America honor on Time Magazine squad picked by pro scouts . . . won Tommy Fitzgerald Memorial Award as outstanding rookie in training camp . . . had 83 initial hits and 35 assists for 118 tackles . . . voted outstanding defensive player in 1975 Fiesta Bowl when unbeaten, second-ranked Sun Devils upset Nebraska, 17-14, and he had interception . . . had 121 and 132 tackles in final two seasons at Arizona State . . . played in East-West Shrine and Senior Bowl . . . born in Monroe, La., raised on farm in Oakgrove, La., and moved to Phoenix Union High as sophomore . . . didn't play football until a junior . . . younger brother of Ira Gordon, former offensive guard with San Diego (1970-75) . . . youngest of eight children.



### BOB GRIESE

Quarterback

12

6-1, 190

Purdue

11th Year

(D1, 1967)

Born Feb. 3, 1945

The cool, calculating leader of Dolphins since 1967, he resorted to passing more often last season in reshaping attack . . . he had string of 68 passes without interception . . . he completed record 25 passes and had second 300-yard game in career Oct. 17 against Kansas City . . . aiming for 20,000-yard career mark in his 11th season, he has completed 60.3 per cent of 716 passes over past three seasons . . . his brilliant play selection has earned reputation as thinking man's quarterback . . . Dolphins lost four games by total of 11 points in '76, and Griese's top three receivers missed total of 16 games between them . . . "I want to get the Dolphins back

where they belong — on top," he says . . . consensus All-NFL quarterback in 1971, in two Super Bowl victories he combined for 14-of-18 passing accuracy . . . In Super Bowl VII against Washington, he completed six straight passes for 75 yards and touchdown (another TD was nullified by penalty) to build 14-0 halftime lead on way to 14-7 triumph . . . in three-game blitz to Super Bowl VIII he attempted only 31 passes, completed 20 and was sacked only twice . . . "There are some quarterbacks who throw bombs but can't throw first downs," Coach Don Shula says. "I like Griese — he throws first downs and the bombs" . . . voted by teammates Most Valuable Player in NEA balloting 1974 and 1975 . . . Pro Bowl selection 1970-71, 73-74 and probably in '72 and '75 except for injuries . . . he completed three consecutive passes for touchdowns Oct. 17, 1971 against New England in unmatched feat . . . longest TD pass was 86 yards to Paul Warfield Nov. 14, 1971 against Pittsburgh when he came off bench (illness put him in hospital previous night) and rallied Dolphins from 18-point deficit to 24-21 victory . . . he fired four TD passes to Warfield in first half Dec. 15, 1973 against Detroit . . . he was starting QB for 14 consecutive victories in 1973 and for 41 wins in 47 games from Dec. 19, 1971 to Nov. 9, 1975 . . . that stretch included 6-2 in playoff games . . . injuries have sidelined him three times — bruised right knee (5 games in 1969), broken right leg and dislocated ankle (9 games in 1972) and torn tendons in right foot (4 games in 1975) . . . as rookie he set AFL record of 122 pass attempts without interception and completed 17 of 21 passes for 160 yards and two TDs Oct. 22, 1967 against New York Jets . . . runnerup to Florida's Steve Spurrier in '66 Heisman Trophy balloting . . . first-round draftee, 4th player in 1967 . . . twice All-America at Purdue, he led Boilermakers to 14-13 victory over Southern Cal in Rose Bowl . . . as junior he completed 19 of 22 passes in 25-21 of Notre Dame . . . set career records of 609 attempts, 348 completions, 4,402 yards, 57.1 per cent passing accuracy and 75 conversion kicks . . . B.S. in industrial management, he has invested widely in real estate . . . born and raised in Evansville, Ind. . . dedicated to raising funds for children's charities, he organized Pro-Celebrity tennis tourney in Miami in 1977 which donated \$12,000 to Archie Stone Foundation . . . voted team's Man of Year by fans in '75 and '76 in recognition of such work as national sports chairman for Muscular Dystrophy Association . . . he and wife Judi (married 6-10-67) live in Coral Gables with three sons Scott (9-17-68), Jeff (10-20-70) and Brian (3-18-75).

### GRIESE'S PASSING

	G	Att.	Comp.	Pct.	Yds.	Int.	TD	Tkld	Long
1967	12	331	166	50.2	2005	18	15	25/240	68t
1968	13	355	186	52.4	2473	16	21	43/372	50t
1969	9	252	121	48.0	1695	16	10	33/289	53t
1970	14	245	142	58.0	2019	17	12	31/282	54t
1971	14	263	145	55.1	2089	9	19	23/248	86t
1972	6	97	53	54.6	638	4	4	7/45	39
1973	13	218	116	53.2	1422	8	17	11/75	46
1974	13	253	152	60.1	1968	15	16	27/202	54
1975	10	191	118	61.8	1693	13	14	16/131	79t
1976	13	272	162	59.6	2097	12	11	30/266	47t
<b>Total</b>	<b>117</b>	<b>2477</b>	<b>1361</b>	<b>54.9</b>	<b>18099</b>	<b>128</b>	<b>139</b>	<b>246/2150</b>	<b>86t</b>

### POSTSEASON PASSING

	1970	Att.	Comp	Pct.	Yds.	Int.	TD	Tkld.	Long
at Oakland	27	13	48.1	155	1	3	3/31	24	
<b>1971 Playoffs</b>									
at Kansas City	35	20	57.1	263	2	1	0/0	35	
Baltimore	8	4	50.0	158	1	1	2/16	75t	
DALLAS	23	12	52.2	134	1	0	1/29	27	
<b>1971 Total</b>	<b>66</b>	<b>36</b>	<b>54.5</b>	<b>555</b>	<b>4</b>	<b>2</b>	<b>3/45</b>	<b>75t</b>	
<b>Cumulative</b>	<b>93</b>	<b>49</b>	<b>52.7</b>	<b>710</b>	<b>5</b>	<b>4</b>	<b>6/76</b>	<b>75t</b>	

1972 Playoffs							
Cleveland	(DID NOT PLAY)						
at Pittsburgh	5	3	60.0	70	0	0	0/0 52
WASHINGTON	11	8	72.7	88	1	1	2/19 28t
<b>1972 Total</b>	<b>16</b>	<b>11</b>	<b>68.8</b>	<b>158</b>	<b>1</b>	<b>1</b>	<b>2/19 52</b>
<b>Cumulative</b>	<b>109</b>	<b>60</b>	<b>55.0</b>	<b>868</b>	<b>6</b>	<b>5</b>	<b>8/95 75t</b>
1973 Playoffs							
Cincinnati	18	11	61.1	159	1	2	0/0 48
Oakland	6	3	50.0	34	1	0	1/8 27
MINNESOTA	7	6	85.7	73	0	0	1/10 27
<b>1973 Total</b>	<b>31</b>	<b>20</b>	<b>64.5</b>	<b>266</b>	<b>2</b>	<b>2</b>	<b>2/18 48</b>
<b>Cumulative</b>	<b>140</b>	<b>80</b>	<b>57.1</b>	<b>1134</b>	<b>8</b>	<b>7</b>	<b>10/113 75t</b>
1974 Playoffs							
at Oakland	14	7	50.0	101	1	1	2/20 23
<b>Cumulative</b>	<b>154</b>	<b>87</b>	<b>56.5</b>	<b>1235</b>	<b>9</b>	<b>8</b>	<b>12/133 75t</b>

### RUSHING

	G	Att.	Yds.	Avg.	TD	Long
1967	12	37	157	4.2	1	22
1968	13	42	230	5.5	1	35
1969	9	21	102	4.9	0	22
1970	14	26	89	3.4	2	16
1971	14	26	82	3.2	0	21
1972	6	3	11	3.7	1	5
1973	13	13	20	1.5	0	21
1974	13	16	66	4.1	1	22
1975	10	17	59	3.5	1	17
1976	13	23	108	4.7	0	26
<b>TOTAL</b>	<b>117</b>	<b>224</b>	<b>924</b>	<b>4.3</b>	<b>7</b>	<b>35</b>
<b>Playoffs</b>	<b>10</b>	<b>12</b>	<b>83</b>	<b>7.0</b>	<b>0</b>	<b>12</b>

Additional — Fumbles/Lost: 5-1 in 1970, 9-3 in 1971, 0-0 in 1972, 5-3 in 1973, 5-0 in 1974, 2-1 in 1975, 3-1 in 1976. Recovered Dolphin Fumble: 2 in 1970, 5 in 1971, 3 in 1973, 3 in 1974, 2 in 1976.

### GAME-BY-GAME PASSING

1967	Att. Comp.	Pct.	Yds.	Int.	TD	Tkld.	Long
W-Denver	19	12	63.2	193	2	2	1/11 68t
L-Kansas City	22	11	50.0	101	2	0	3/24 18
L-at New York Jets	3	1	33.3	4	1	0	2/13 4
L-New York Jets	21	17	81.0	160	2	2	1/10 22
L-at Buffalo	37	16	43.2	107	1	1	4/27 17
L-at San Diego	39	13	33.3	186	0	0	6/64 34
L-at Oakland	29	17	58.6	231	2	1	2/32 61
W-Buffalo	31	17	54.8	222	3	1	2/20 31t
L-at Houston	29	14	48.3	178	0	2	1/13 44t
W-San Diego	28	15	53.6	145	0	2	0/0 19
W-New England	32	17	53.1	270	0	3	2/19 38
L-Houston	41	16	39.0	208	5	1	1/7 43
<b>1967 Totals</b>	<b>331</b>	<b>166</b>	<b>50.2</b>	<b>2005</b>	<b>18</b>	<b>15</b>	<b>25/240 68t</b>

1968	Att. Comp.	Pct.	Yds.	Int.	TD	Tkld.	Long
L-Houston	28	13	46.4	165	3	1	0/0 44
L-Oakland	40	23	57.5	290	4	2	2/16 38
L-Kansas City	17	2	11.8	24	2	0	3/35 24
W-at Houston	12	6	50.0	92	0	1	3/22 50t
T-Buffalo	22	9	40.9	97	2	0	4/38 21
W-at Cincinnati	29	16	55.2	186	0	3	4/29 31t
L-at Denver	26	16	61.5	246	2	1	4/30 34
L-at San Diego	27	20	74.1	260	1	3	2/22 38
W-at Buffalo	28	13	46.4	188	1	1	4/32 24
L-Cincinnati	31	16	51.6	253	1	3	6/49 48t
W-at New England	33	19	57.6	264	0	3	3/27 44t
L-at New York Jets	33	17	51.5	224	0	1	5/46 38t
W-New England	29	16	55.2	184	0	2	3/26 29
<b>1968 Totals</b>	<b>355</b>	<b>186</b>	<b>52.4</b>	<b>2473</b>	<b>16</b>	<b>21</b>	<b>43/372 50t</b>
<b>Cumulative</b>	<b>686</b>	<b>352</b>	<b>51.3</b>	<b>4478</b>	<b>34</b>	<b>36</b>	<b>68/612 68t</b>

1969	Att. Comp.	Pct.	Yds.	Int.	TD	Tkld.	Long
L-at Cincinnati	39	19	48.7	327	2	1	5/46 50
L-at Oakland	34	9	26.5	193	3	0	1/7 39
L-at Houston	30	14	46.7	198	1	1	5/44 38
T-Oakland	27	13	48.1	160	2	1	6/56 22
L-San Diego	31	18	58.1	171	2	1	4/33 37
L-at Kansas City	45	21	46.7	192	3	0	4/39 20
W-Buffalo	18	9	50.0	232	2	2	2/15 53t
L-at New York Jets	27	18	66.7	222	1	4	5/39 31
W-at New England	1	0	0.0	0	0	0	1/10 0
<b>1969 Totals</b>	<b>252</b>	<b>121</b>	<b>48.0</b>	<b>1695</b>	<b>16</b>	<b>10</b>	<b>33/289 53t</b>
<b>Cumulative</b>	<b>938</b>	<b>473</b>	<b>50.4</b>	<b>6173</b>	<b>50</b>	<b>46</b>	<b>101/901 68t</b>

1970	Att. Comp.	Pct.	Yds.	Int.	TD	Tkld.	Long
L-at New England	27	10	37.0	161	2	0	7/67 47
W-at Houston	17	10	58.0	138	1	2	1/11 34
W-Oakland	16	8	50.0	180	1	2	1/5 54
W-at New York Jets	24	14	58.3	224	1	2	4/29 40
W-at Buffalo	22	15	68.2	196	1	1	4/42 43t
L-Cleveland	12	5	41.7	67	3	0	3/26 47
L-at Baltimore	25	14	56.0	168	2	0	1/11 50
L-at Philadelphia	14	6	42.9	42	3	0	3/31 15
W-New Orleans	19	15	78.9	225	0	0	0/0 42
W-Baltimore	16	10	62.5	163	0	2	3/27 51t
W-at Atlanta	11	8	72.7	94	1	0	1/8 22
W-New England	15	11	73.3	102	0	1	1/9 28
W-New York Jets	17	9	52.9	116	2	1	2/16 23t
W-Buffalo	10	7	70.0	143	0	1	0/0 54
<b>1970 Totals</b>	<b>245</b>	<b>142</b>	<b>58.0</b>	<b>2019</b>	<b>17</b>	<b>12</b>	<b>31/282 54</b>
<b>Cumulative</b>	<b>1183</b>	<b>615</b>	<b>52.0</b>	<b>8192</b>	<b>67</b>	<b>58</b>	<b>132/1183 68t</b>

1971	Att. Comp.	Pct.	Yds.	Int.	TD	Tkld.	Long
T-at Denver	24	13	54.1	181	1	1	5/60 36
W-at Buffalo	18	10	55.5	159	0	1	1/9 28
L-New York Jets	23	9	40.9	146	1	0	1/12 32
W-at Cincinnati	23	12	52.1	194	1	2	1/13 43
W-New England	14	9	64.3	185	0	4	2/28 32
W-at New York Jets	18	5	27.7	68	0	1	1/9 37
W-at Los Angeles	19	13	68.4	209	0	2	3/24 74
W-Buffalo	14	7	50.0	68	0	2	1/6 16
W-Pittsburgh	14	9	64.3	232	2	3	3/35 86t
W-Baltimore	16	10	62.5	90	0	1	1/9 16
W-Chicago	17	12	70.5	214	1	2	1/11 32
L-at New England	12	6	50.0	70	1	0	1/9 29
L-at Baltimore	30	17	56.7	151	2	0	0/0 18
W-Green Bay	21	13	61.9	122	0	0	2/23 21
<b>1971 Totals</b>	<b>263</b>	<b>145</b>	<b>55.1</b>	<b>2089</b>	<b>9</b>	<b>19</b>	<b>23/248 86t</b>
<b>Cumulative</b>	<b>1446</b>	<b>760</b>	<b>52.6</b>	<b>10281</b>	<b>76</b>	<b>77</b>	<b>155/1431 86t</b>

1972	Att. Comp.	Pct.	Yds.	Int.	TD	Tkld.	Long
W-at Kansas City	15	8	53.3	111	1	1	2/11 30
W-Houston	16	11	68.8	142	1	1	1/4 39
W-at Minnesota	33	16	48.4	127	2	1	2/15 17
W-at New York Jets	27	15	55.6	220	0	1	0/0 24
W-San Diego	3	1	33.3	19	0	0	1/8 19
W-Baltimore	3	2	66.7	19	0	0	1/7 15
<b>1972 Totals</b>	<b>97</b>	<b>53</b>	<b>54.6</b>	<b>636</b>	<b>4</b>	<b>4</b>	<b>7/45 39</b>
<b>Cumulative</b>	<b>1543</b>	<b>813</b>	<b>52.7</b>	<b>10919</b>	<b>80</b>	<b>81</b>	<b>162/1476 86t</b>

1973	Att. Comp.	Pct.	Yds.	Int.	TD	Tkld.	Long
W-San Francisco	24	11	47.9	108	2	1	0/0 18
L-at Oakland	25	12	48.0	90	0	1	0/0 28t
W-New England	12	8	66.7	74	0	1	3/21 17
W-New York Jets	17	10	58.8	173	1	3	0/0 46
W-at Cleveland	11	3	27.3	51	2	0	2/13 33
W-Buffalo	20	10	50.0	136	1	2	1/4 29
W-at New England	18	7	38.9	86	0	1	2/13 19
W-at New York Jets	19	13	68.4	198	1	1	1/5 37
W-Baltimore	14	6	42.9	66	1	0	1/7 17
W-at Buffalo	20	11	55.0	123	0	1	0/0 23
W-at Dallas	10	6	60.0	103	0	1	0/0 45t
W-Pittsburgh	13	8	61.5	73	0	1	1/7 22
at Baltimore	(DID NOT PLAY)						
W-Detroit	15	11	73.3	141	0	4	0/0 29
<b>1973 Totals</b>	<b>218</b>	<b>116</b>	<b>53.2</b>	<b>1422</b>	<b>8</b>	<b>17</b>	<b>11/75 46</b>
<b>Cumulative</b>	<b>1761</b>	<b>929</b>	<b>52.8</b>	<b>12341</b>	<b>88</b>	<b>98</b>	<b>173/1551 86t</b>

1974	Att.	Comp.	Pct.	Yds.	Int.	TD	Tkld.	Long
L-at New England	29	19	65.5	254	1	1	5/33	39
W-at Buffalo	13	10	77.0	84	2	2	2/12	18
W-at San Diego	27	14	52.0	248	2	1	2/30	44
W-New York Jets	23	17	74.0	199	0	1	3/32	23
L-at Washington	24	11	45.8	139	2	1	2/13	48
W-Kansas City	25	11	44.0	120	3	0	2/13	29
W-Baltimore	17	11	64.7	108	1	0	1/2	27
W-Atlanta	15	10	66.6	158	1	2	1/6	51
W-at New Orleans	15	10	66.6	93	0	3	2/16	22
W-Atlanta	18	11	61.1	237	0	1	2/15	54
W-Atlanta	18	11	61.1	116	1	1	3/16	29
L-at New York Jets	19	8	42.1	116	1	1	3/16	29
W-Cincinnati	13	11	84.6	118	0	2	1/4	27
W-at Baltimore	15	9	60.0	94	2	1	1/10	21
New England								
(DID NOT PLAY)								
<b>1974 Totals</b>	<b>253</b>	<b>152</b>	<b>60.1</b>	<b>1968</b>	<b>15</b>	<b>16</b>	<b>27/202</b>	<b>54</b>
<b>Cumulative</b>	<b>2014</b>	<b>1081</b>	<b>53.7</b>	<b>14309</b>	<b>103</b>	<b>114</b>	<b>200/1753</b>	<b>86t</b>

1975	Att.	Comp.	Pct.	Yds.	Int.	TD	Tkld.	Long
L-Oakland	32	15	46.9	191	4	0	3/27	32
W-at New England	15	9	60.0	89	3	0	4/42	20
W-at Green Bay	13	7	53.8	133	0	1	0/0	58t
W-Philadelphia	21	15	71.4	137	0	1	1/5	23
W-at New York Jets	14	10	71.4	155	1	3	1/3	53
W-at Buffalo	21	13	61.9	148	2	2	1/3	22
W-at Chicago	19	12	63.2	288	0	3	0/0	79t
W-New York Jets	15	9	60.0	223	0	2	1/9	63
L-at Houston	29	21	72.4	257	2	1	3/21	31
L-Baltimore	12	7	58.3	69	1	1	2/21	19
<b>1975 Totals</b>	<b>191</b>	<b>118</b>	<b>61.8</b>	<b>1693</b>	<b>13</b>	<b>14</b>	<b>16/131</b>	<b>79t</b>
<b>Cumulative</b>	<b>2205</b>	<b>1199</b>	<b>54.4</b>	<b>16002</b>	<b>116</b>	<b>128</b>	<b>216/1884</b>	<b>86t</b>

1976	Att.	Comp.	Pct.	Yds.	Int.	TD	Tkld.	Long
W-at Buffalo	21	13	61.9	199	1	1	1/2	30t
L-at New England	26	16	61.5	190	3	1	5/52	39
W-New York Jets	24	12	50.0	127	0	1	1/4	18
L-Los Angeles	11	6	54.5	100	2	1	0/0	47t
L-at Baltimore	5	3	60.0	61	0	0	0/0	31
L-Kansas City	35	25	71.4	306	2	1	4/44	39
W-at Tampa Bay	15	8	53.3	132	1	0	6/42	23
W-New England	22	12	54.5	132	0	1	3/32	28
W-at New York Jets	21	16	76.2	181	0	2	0/0	21
L-at Pittsburgh	21	9	42.9	144	0	0	5/36	30
L-Baltimore	27	17	63.0	286	2	1	3/35	44
L-at Cleveland	33	22	66.7	209	0	2	2/19	36
Buffalo								
(DID NOT PLAY)								
L-Minnesota	11	3	27.3	30	1	0	0/0	14
<b>1976 Totals</b>	<b>272</b>	<b>162</b>	<b>59.6</b>	<b>2097</b>	<b>12</b>	<b>11</b>	<b>30/266</b>	<b>47t</b>
<b>Cumulative</b>	<b>2477</b>	<b>1361</b>	<b>54.9</b>	<b>18099</b>	<b>128</b>	<b>139</b>	<b>246/2150</b>	<b>86t</b>



## DURIEL HARRIS

Wide Receiver

82

5-11, 175  
2nd Year

New Mexico St.  
(D3, 1976)

Born Nov. 27, 1954

A swift and nimble receiver, he was dazzling 21-year-old rookie in mold of Nat Moore and Freddie Solomon . . . he played extensively in last five games and earned Dolphin Rookie-of-Year honor with 22 catches for 372 yards . . . had spectacular, over-the-shoulder diving catch of 37-yard touchdown against Buffalo . . . led NFL in kickoff returns by averaging 32.9 yards (17-559) . . . memorable 69-yard return against New York Jets saw him fall and get up during sideline-to-sideline weave . . . also broke 62-yarder in opener at Buffalo . . . named AFC's outstanding kick returner by Players' Association . . . 4.5 seconds in 40-yard dash . . . in preseason, he snagged eight passes for 103 yards, two TDs, and returned punt 59 yards for TD at New Orleans . . . missed

two games with sprained right ankle . . . big opportunity came after Moore suffered broken leg in ninth game . . . he setup two TDs against Baltimore while catching five passes for 116 yards including 44-yarder . . . third-round draftee, 80th player in 1976 . . . he was "lonesome end" on Wishbone-running team but caught 89 passes for 1,562 yards, 17.5-yard average, 13 TDs at New Mexico . . . All-Missouri Valley Conference as senior and ranked fifth in nation in kickoff returns including 100-yard TD against Tulsa . . . as sophomore tailback, gained 250 yards on 36 carries . . . born and raised in Port Arthur, Tex., son of high school football coach . . . Duriel Sr. was quarterback at Wiley College in Marshall, Tex. . . . he lived four doors away from Joe Washington on Kashmere Street in hometown . . . they would glue marbles to make heavier the plastic players for electric football game . . . they played at different high schools and Washington became All-American running back at Oklahoma . . . roommates at College All-Star camp . . . single



## CLAYTON HEATH

Running Back

35

5-11, 190

2nd Year

Born Feb. 15, 1951

Wake Forest  
(FA, 1976)

His quick start and power running enabled him to lead World Football League's Hawaiians in rushing with 548 yards in 1975 before league folded at midseason . . . originally 13th-round Dolphin draftee, 338th player in 1974, he opted for WFL . . . he played six games with Chicago Fire, traded in August '74 to Hawaiians where he played 13 games in '74 and 10 games in '75 . . . WFL totals of 666 yards on 196 carries, eight touchdowns, and 18 pass receptions for 135 yards . . . also returned kickoffs. (34-763) for Hawaiians in '75, averaging 22.4 yards including 96-yard touchdown against Memphis . . . signed by Dolphins in '76, he gained 130 yards on 38 carries in preseason but was released on final cut Sept. 6 . . . signed by Buffalo after fullback Jim Braxton was injured in opener . . . waived by Bills after sixth game and signed as free agent Nov. 4 with Dolphins . . . he carried once for no gain, played six games on special teams . . . outstanding athletic ability, he did 6-8 in high jump at Nassau Community College in 1972 . . . he transferred to Wake Forest and ranked fourth in Atlantic Coast Conference with 652 yards rushing in '73 . . . best performance was 131 yards on 30 carries against South Carolina . . . born in Chester County, S.C., raised in Roosevelt, N.Y., on Long Island . . . single.



## BOB HEINZ

Defensive Tackle

72

6-6, 260

8th Year

Born July 25, 1947

Pacific  
(D2, 1969)

Only two defensive linemen, Bill Stanfill and Manny Fernandez, have played more Dolphin games than this quiet workman . . . he was starter at right tackle in three Super Bowls . . . on injured reserve in 1975 with sprained knee, he trimmed to 253 pounds upon reporting in '76 and continued to perform as bulwark against run . . . shared playing time with Don Reese and started five games at tackle, once at right end . . . has played in 95 games (106 including postseason) . . . Coach



Don Shula calls him "Pa'eman" because of way he protects his territory and diagnoses draw plays and screen passes. . . . "Always ready, always steady," Shula says. "People don't seem to notice him, but every so often he comes up with a great play" . . . second-round draftee, 37th player in 1969 . . . he spent two seasons as backup, then replaced Jim Riley at left end against Cincinnati in 1971 and participated in three quarterback sacks . . . he threw final block on Dick Anderson's 62-yard interception TD in 1971 AFC Championship game against Baltimore . . . suffered fractured vertebra in '72 preseason and missed three games . . . then reclaimed job from injured Tom Dunaway . . . best season was 1973 with 86 tackles (44 total hits) . . . he helped College of Pacific to 6-4 record in 65 its best season in 10 years . . . transferred as sophomore from San Joaquin Delta Junior College . . . born and raised in Milwaukee but moved to Stockton, Calif., for last two years of high school . . . he and wife Carol (married 1-17-73) live in Menlo Park, Calif., with two children Julie (9-18-72) and Joseph (6-7-74) . . . he obtained real estate license in May

### HEINZ'S STATISTICS

	G	Tack	Asst	Total	Opp Fum	QB Sack
1969	14	10	0	10	—	—
1970	14	15	4	15	—	—
1971	14	24	27	51	—	5½
1972	11	20	24	39	1	2
1973	14	33	42	86	—	2½
1974	14	25	27	52	—	—
1975	14	(INJURED RESERVE)	—	—	—	—
1976	14	18	13	31	—	1
<b>TOTALS</b>	<b>95</b>	<b>147</b>	<b>137</b>	<b>284</b>	<b>1</b>	<b>11</b>

Blocked 2 FG 1970.  
Playoffs — ½ QB Sack.



### MIKE HOLMES

Wide Receiver

43

6-2, 193  
4th Year  
Born New York, 1950

Texas Southern  
(FA, 1976)

Coaches liked his speed and quick moves in Dolphin workouts last season while he was on injured reserve list . . . he suffered cracked sternum Oct. 10 game at Baltimore . . . he was signed as free agent Sept. 11 after being waived by Buffalo . . . first week with Dolphins was tryout at cornerback, then shifted to wide receiver where he will challenge for job in '77 . . . he reported to San Francisco for '76 training camp and was traded Sept. 6 with defensive back Tim Anderson to Buffalo for draft choices . . . he returned four kickoffs for 90 yards in opener against Dolphins . . . first-round draftee of 49ers, 18th player in 1973 . . . his career record of 20 interceptions at Texas Southern made him prospect in 49ers secondary . . . he missed '73 season with injury . . . started some games in '74 and made All-Rookie team with three interceptions and 24.5-yard average on 25 kickoff returns . . . 49ers moved him to wide receiver in '75 and he started four games, caught 16 passes for 222 yards including 24-yard TD at New England . . . he also changed positions in college, leading TSU with 23 interceptions for 354 yards as sophomore . . . nine interceptions for 164 yards and two TDs as junior . . . born in Galveston, Texas, raised in Palmetto, La., and returned to Galveston for high school . . . he and wife Rosa live in Houston with daughter Tessa (4-6-72).

### HOLMES' STATISTICS

	G	No.	Yds.	Avg.	TD	Long
1973	13	—	—	—	—	—
1974	14	16	220	13.8	1	25
1975	14	16	220	13.8	1	25
1976	4	1	11	11.0	0	11
<b>TOTALS</b>	<b>31</b>	<b>17</b>	<b>231</b>	<b>13.6</b>	<b>1</b>	<b>25</b>

### PUNT RETURNS

	FC No.	Yds.	Avg.	TD	LG	No.	Yds.	Avg.	TD	LG	
1974	0	9	45	5.0	0	22	25	612	24.5	0	57
1975	—	—	—	—	—	—	2	59	29.5	0	44
1976	—	—	—	—	—	—	4	90	22.5	0	26
<b>TOTALS</b>	<b>0</b>	<b>9</b>	<b>45</b>	<b>5.0</b>	<b>0</b>	<b>22</b>	<b>31</b>	<b>761</b>	<b>24.5</b>	<b>0</b>	<b>57</b>

### KICKOFF RETURNS

	No.	Yds.	Avg.	TD	LG
1974	25	612	24.5	0	57
1975	2	59	29.5	0	44
1976	4	90	22.5	0	26
<b>TOTALS</b>	<b>31</b>	<b>761</b>	<b>24.5</b>	<b>0</b>	<b>57</b>

\*for Buffalo Bills 9-13-76

Additional — Fumbles/Lost: 6-3 in 1974, 1-0 in 1975, 1-1 in 1976. Recovered 49ers Fumble: 3 in 1974. Interceptions: 3-26, long 14 in 1974. Rushing: 1-(-4) in 1975



### CURTIS JOHNSON

Cornerback

45

6-1, 196  
8th Year  
Born June 22, 1948

Toledo

(D4, 1970)

Reliable for seven seasons at cornerback, he sealed Dolphins' biggest victory of 1976 with last-minute interception against New England . . . he missed most of five games after spraining left knee during preseason . . . most spectacular day was Oct. 19, 1975 when he intercepted Joe Namath three times and recovered fumble in 43-0 rout of New York Jets . . . "I happened to be around the ball," he said in his quiet manner. "I did that last year (1974) but I didn't get an interception. There were a lot of almosts" . . . durable tackler against sweeps, he had career-high 86 tackles (53 initial hits) when voted team's outstanding defensive back in '75 . . . he holds Dolphin record of seven blocked kicks (4 field goals, 2 punts, one PAT) with what Coach Don Shula calls "intelligent recklessness" . . . he returned blocked FG 47 yards for only pro touchdown Dec. 19, 1971 against Green Bay . . . one week later, he averted defeat by tackling Ed Podolak on kickoff return to Dolphin 22, thus sending AFC playoff at Kansas City into historic double-overtime . . . he tipped pass and set in motion Dick Anderson's 62-yard interception TD in AFC Championship game against Baltimore . . . fourth-round draftee, 81st player in 1970 . . . he replaced Jimmy Warren at left cornerback as rookie, and it was six years before another rookie was 14-game starter for Dolphins . . . moved to right cornerback in '71 . . . had three TDs among his 15 career interceptions at Toledo . . . stole seven passes as senior for unbeaten Rockets . . . born and raised in Toledo, starred at Waite High . . . middle name is Wise . . . he and wife Sandi (married 4-27-76) live in Miami.

### JOHNSON'S STATISTICS

	G	Tack	Asst	Total	Fum	Int	Yds
1970	14	50	22	72	4	3	29
1971	14	50	16	66	1	2	34
1972	14	39	18	57	—	3	20
1973	14	39	23	62	1	2	19
1974	13	33	19	52	1	—	—
1975	14	53	33	86	1	4	41
1976	13	37	23	60	—	1	14
<b>TOTALS</b>	<b>96</b>	<b>301</b>	<b>154</b>	<b>455</b>	<b>8</b>	<b>15</b>	<b>157</b>

Additional — QB Sack 1975. Blocked FG in 1970, 2 FGs in 1971, FG in 1972. Blocked 2 Punts in 1972. Blocked PAT in 1973. Scored Safety by downing punter vs. San Francisco, 1973.

Playoffs — Interceptions 3-43 (long 33).



## MIKE KOLEN

Linebacker

57

6-2, 222

7th Year

Born Jan. 31, 1948

Auburn  
(D12, 1970)

His healthy return in 1977 will fortify heart of Dolphin defense as he reclaims spot alongside Steve Towle in middle of four-linebacker setup . . . Kolen was MLB for seven-game winning streak in '75 before tearing medial collateral ligament in left knee during ninth game at Houston . . . in summer '76 he reinjured knee while running downhill at North Carolina boys camp, and he was placed on injured reserve Sept. 6 before second operation . . . one of four Dolphin linebackers to require surgery in a one-month siege . . . he missed only one game in first five seasons although he underwent five-hour operation on right shoulder and right ankle after Super Bowl VII . . . a 12th-round draftee, 289th player in 1970, he was smashing in Coach Don Shula's first Dolphin camp and he earned starting job at weakside LB . . . pops with authority, plays intelligently . . . teammates call him "Crunch" . . . he intercepted John Unitas to preserve shutout in 1971 AFC Championship game against Baltimore, and in 1972 AFC Championship game, his interception snuffed last effort by Pittsburgh . . . middle linebacker at Auburn when Tigers crushed Alabama, 49-28, in 1969 en route to Bluebonnet Bowl . . . All-America second team by NEA . . . born in Opelika, Ala., and starred at Berry High . . . respected leader in Fellowship of Christian Athletes, he declared his theme song "One Day at a Time, Sweet Jesus" during knee rehabilitation . . . "I thank God for being able to use the vehicle of pro football to share my faith in Jesus Christ, a faith that has changed my life for the better," he says . . . he and wife Nancy (married 3-9-69) live in Montgomery, Ala., with two children Kelly (12-17-70) and John (11-3-73) . . . he started real estate business in Montgomery in 1975.

### KOLEN'S STATISTICS

	G	Tack	Asst	Total	Opp Fum	Int	Yds
1970	14	70	26	96	—	—	—
1971	14	54	17	71	—	—	—
1972	13	49	35	84	—	1	14
1973	14	52	54	106	—	2	54
1974	14	58	33	91	—	1	3
1975	9	45	36	81	—	1	14
1976				(INJURED RESERVE)			
<b>TOTALS</b>	<b>78</b>	<b>328</b>	<b>201</b>	<b>529</b>	<b>0</b>	<b>5</b>	<b>85</b>

Additional — QB Sack 1974, 1975. Fumbles/Lost: 1-0 in 1974.  
Playoffs — Interceptions 2-16 (long 11).



## BOB KUECHENBERG

Left Guard

67

6-2, 255

8th Year

Born Oct. 14, 1947

Notre Dame  
(FA, 1970)

No longer overlooked in an All-Pro interior line, he is one of best run-blockers in NFL . . . he had missed only one game in 83 starts (94 including postseason) before he suffered bone chips in left ankle and was sidelined last four games in 1976 . . . Dolphin left guard since replacing injured Maxie Williams in 9th game of '70 rookie season . . . he was starter in '76 Pro

Bowl after gaining All-NFL honors by Newspaper Enterprises Association . . . All-AFC by Pro Football Weekly in '74 and Sporting News in '75 . . . tremendous strength (460 pounds in bench press) equal to center Jim Langer, earning locker room nickname "Flex and Reflex" for pair . . . quickness and tenacity makes intimidating presence on sweeps and screen passes . . . most unique success story of "The Expendables," apt description for five castoffs who formed Miami's superb offensive line in Super Bowls . . . he was named Notre Dame's outstanding defensive lineman in '68 while also playing offensive tackle . . . fourth-round draftee by Philadelphia, 80th player in 1969, he faulted himself for being cut by Eagles . . . he was placed on taxi squad by Atlanta, then cut a week later . . . he played seven games (without pay for five) in '69 with semipro Chicago Owls of Continental League . . . he was selling business forms when signed as free agent by Dolphins in '70 . . . in 1973 he was left off Pro Bowl squad when 12 Dolphins were selected, but he neutralized All-Pro tackle Alan Page of Minnesota in Super Bowl VIII rout . . . one month earlier, he had broken left forearm at Baltimore but returned to lineup in two weeks . . . "He's the kind of guy you'd like to have with you in a foxhole," former offensive line coach Monte Clark said . . . Coach Don Shula calls him "a street fighter . . . he doesn't know how to quit" . . . he alleviated manpower shortage in '74 by starting three games at left tackle . . . born in Gary, Ind., one of nine children, and raised in Hobart, Ind. . . he rode in gunnysack on dad's back for rodeo clown act . . . his dad was Human Cannonball before Kooch was born . . . he played head-to-head with older brother Rudy on special teams in '70 game against Cleveland . . . he earned B.A. in economics . . . father of two boys, Bryan (6-23-71) and Erik (3-10-73) . . . he formed Creative Interiors of Florida in 1977, selling oil paintings.



## JIM LANGER

Center

62

6-2, 253

8th Year

Born May 16, 1948

South Dakota St.  
(Waive, 1970)

A four-time starter in the Pro Bowl, he thrives on challenge of "Best in the Business" which has been Dolphin offensive line's motto since Super Bowl years . . . a buoy for injury-riddled team in '75 and '76, he dedicates himself to team concept . . . "They should have given the thing to the whole offensive line," he said when voted team's Most Valuable Player in 1976 . . . he shed the anonymity normally attached to NFL centers . . . "I think everybody in the NFL acknowledges Jim Langer as the finest center ever to play the game," Coach Don Shula says . . . a compact, low-driving blocker with strength to stymie bigger defensive linemen . . . films of unbeaten '72 season showed in almost 500 pass blocking assignments, he required help only three times . . . he maintains learning attitude, one of "professionalism, the no-frills approach," Shula says. "He goes to work, and other people see what work can produce" . . . he hustled to make two blocks on Nat Moore's 89-yard kickoff return TD against Oakland in 1974 AFC playoff . . . signed as free-agent guard with Cleveland in '70, waived to Dolphins and played as versatile reserve for two years . . . he played four different line positions Nov. 29, 1971 against Chicago . . . he finally won starting job in '72 from three-time Pro Bowl center Bob DeMarco, and he has started 70 games (77 including postseason) without interruption . . . he played last half of '76 season with loose cartilage in right knee and had surgery following Pro Bowl . . . he tied for second place in '76

coaches poll for best offensive lineman in NFL . . . snaps football right-handed although a left-handed knuckleballer as baseball captain at South Dakota State . . . he started snapping for punts in '74 after diligent workouts in backyard while his wife sprained a finger catching footballs . . . also football captain and middle linebacker for Jackrabbits . . . born in Little Falls, Minn., raised in Royalton, Minn., where he lives with wife Lynda and sons Tracy (10-31-68) and Craig (11-26-75) and daughter Carrie (2-16-71) . . . B.S. in economics . . . works in real estate.



## LARRY LITTLE

**Right Guard**

**66**

6-1, 265 Bethune-Cookman  
11th Year (Trade 1969)  
Born Nov. 2, 1945

This mobile and menacing blocker achieved All-NFL status at right guard for five consecutive seasons (1971-75) by Pro Football Writers and Associated Press, yet unselfishly he switched to right tackle during '76 crisis and started four games . . . four inches shorter than most offensive tackles and defensive ends, he held his own . . . "A real inspiration for us," Coach Don Shula says about Dolphin offensive co-captain, "not just for the way he's performed but for his influence on our younger players" . . . Dolphins won three straight games with Little at tackle . . . "I was willing to do whatever it takes to win," he said . . . he has missed only one starting assignment in last 110 games (121 including playoffs) and that one was at Shula's request to rest injured shoulder prior to '73 playoffs . . . has played 119 Dolphin regular-season games behind only Larry Seiple (136) and Howard Twilley (128) . . . total NFL games 143 including 24 at San Diego . . . one of fastest pulling guards to play game, he was named AFC's outstanding offensive lineman three times (1970-72) by Players' Association . . . runnerup to Pittsburgh's Joe Greene as AFC Lineman of Year in '72 . . . National 1,000-Yard Club in Appleton, Wis., named him NFL's outstanding blocker in '72 after Dolphins gained NFL-record 2,960 yards in perfect season . . . teammates call him "Chicken" after his favorite food, and he invited O.J. Simpson to dinner for mother Ida's home-cooking on eve of Simpson's 203-yard day against '76 Dolphins . . . born in Groveland, Ga., raised in Miami . . . he was two-way tackle at Bethune-Cookman and signed as free agent for \$750 bonus with San Diego in '67 . . . started for Chargers in '68 and was traded July 2, 1969 ironically for high school teammate Mack Lamb, a Dolphin cornerback . . . he missed first two games with knee injury but was selected for AFL All-Star game in '69 . . . in his fourth season, upon Shula's arrival, he shed 20 pounds to 265 and blossomed into solid pro . . . bachelor has made significant contributions to community, and Biscayne College presented honorary doctorate of humanities in '72 . . . biggest success with Gold Coast Summer Camp for underprivileged children, begun in 1970 on South Miami Beach with tents and cots, grown to two-week free camp at Florida Memorial College campus for almost 300 youngsters and supported by \$30,000 United Way grant . . . he is listed in Who's Who in Black America . . . younger brother David is freshman linebacker at University of Florida.



## BENNY MALONE

**Running Back**

**32**

5-10, 193 Arizona State  
4th Year (D2, 1974)  
Born Feb. 3, 1952

He runs with the fury of a tornado, and his destructive swath cut 111 yards against Los Angeles and 119 yards against New England in 1976 . . . nobody gained more yards against playoff qualifying Patriots . . . leading Dolphin rusher with 797 yards on 186 carries, he had three 100-yard games in five-week span . . . "Win or lose, I'll make the man in front of me pay if I've got to go with him," he says . . . his bow-legged, reckless bashes resemble a man falling down flight of stairs, but with one jerking move and acceleration, he can find open spaces . . . "There's always a collision when Benny is around," Coach Don Shula says, "and the other guy usually takes most of it" . . . his disciplined blocking and pass-catching skill also helped dislodge Mercury Morris in '76 backfield . . . "If I had to ask for one thing, it would be to stay healthy," he says. "If I keep improving, the yards will come, maybe 1,000-plus" . . . he pulled left hamstring in '76 preseason but recovered and gained 556 yards after eight games . . . has six 100-yard games in three seasons . . . bodybuilder's physique, he is strongest Dolphin for his size . . . 450 pounds in bench press . . . he didn't carry football in final game of '76 with hamstring problem . . . in explosive '74 rookie season he was second-leading rusher with 479 yards on 117 carries . . . he gained 83 yards on 14 carries in AFC playoff at Oakland including apparent game-winning 23-yard touchdown (Raiders scored in last seconds for 28-26 win) . . . also returned kickoff 73 yards as a rookie . . . he missed six games with pulled hamstring in '75, and chipped bone in left foot required surgery in January 1976 . . . has fumbled only five times in 368 carries, once every 74 carries . . . older brother Art gained more than 2,500 yards in seven-year career for Atlanta and Philadelphia . . . second-round draftee, 47th player in 1974 . . . he averaged 6.4 yards per carry with 1,129 yards as Arizona State senior while teammate Woody Green gained 1,182 yards . . . Malone outscored Green, 15-14, in TDs with all 15 on ground . . . he broke loose for 250 yards on 24 carries against Oregon State . . . career totals were 2,328 yards and 25 TDs . . . born and raised in Eloy, Ariz., in migrant farming family . . . starred at Santa Cruz Valley High . . . he and wife Laura live in Tempe, Ariz., with daughters Leanna 7 and Stephanie 3.

### MALONE'S STATISTICS

	RUSHING					RECEIVING				
	G	Att.	Yds.	Avg.	TD	LG	No.	Yds.	TD	LG
1974	13	117	479	4.1	0	23t	2	26	0	13
1975	10	65	220	3.4	3	20	2	47	0	43
1976	14	186	797	4.3	4	31	9	103	0	36
<b>TOTAL</b>	<b>37</b>	<b>368</b>	<b>1496</b>	<b>4.1</b>	<b>7</b>	<b>31</b>	<b>13</b>	<b>176</b>	<b>0</b>	<b>43</b>
Playoffs	1	14	83	5.9	1	23	0	0	0	0

Additional — Kickoff Returns: 6-159, no TD, long 73 in 1974; 1-8 in 1975. Fumbles/Lost: 2-0 in 1974, none in 1975, 3-3 in 1976. Recovered Dolphin Fumble: 2 in 1974.



## JIM MANDICH

**Tight End**

**88**

6-2, 215  
8th Year  
Born July 30, 1948

Michigan  
(D2, 1970)

Although lighter than any tight end in NFL, he creates havoc for opponents with his fierce competitiveness and acrobatic pass-catching . . . one of every five receptions has been a touchdown as he shares second place with Howard Twilley on Dolphin chart with 23 TDs . . . 100 catches in last four seasons . . . he has shared tight end position with Andre Tilman in 1975 and 1976 and is utilized on passing downs or double-tight end alignment . . . "He just continues to make pressure plays for us," Coach Don Shula says. "He has done that right from the beginning" . . . he caught four passes in only TD drive in 10-3 upset of New England including 16-yard payoff . . . diving stab of 31-yard pass ignited comeback against Kansas City . . . second-round draftee, 29th player in 1970 . . . he alternated with Marv Fleming since 1971 but asserted himself as starter in '73 after receiving game ball with two TDs against Buffalo . . . he caught winning three-yard TD pass with 1:28 to play against Minnesota in 1972 for significant step toward unbeaten season . . . he caught seven-yard TD in '73 AFC playoff against Cincinnati and broke his left hand . . . three weeks later he grabbed two passes in Super Bowl VIII triumph . . . most memorable gymnastic feats were leaping, twisting catch of 44-yard pass at San Diego in 1974 and a diving, inches-from-ground catch of 26-yard TD at Houston in 1975 . . . elected Dolphin player representative in 1976 . . . Academic All-America with B.S. in economics . . . he had 42 catches for 583 yards as Michigan senior and 111 receptions for 1,415 yards in career . . . also grabbed eight passes for 79 yards in 10-3 loss to Southern Cal in Rose Bowl . . . he caught 10 passes for 156 yards against Purdue in 1969 when Tim Foley was an All-American . . . born in Cleveland, raised in Solon, Ohio, in apartment above Emil's Bar owned by father . . . top scorer for Dolphin basketball team in offseason .

### MANDICH'S RECEIVING

	G	No.	Yds.	Avg.	TD	Long
1970	14	1	3	3.0	1	3t
1971	11	3	19	6.3	1	10
1972	14	11	168	15.3	3	39
1973	14	24	302	12.6	4	28t
1974	14	33	374	11.3	6	44
1975	14	21	217	10.3	4	32t
1976	14	22	260	11.8	4	31
<b>TOTAL</b>	<b>95</b>	<b>115</b>	<b>1343</b>	<b>11.7</b>	<b>23</b>	<b>44</b>
Playoffs	11	9	86	9.6	1	19

Additional — Kickoff Returns: 2-0 in 1970. Fumbles/Lost: 1-0 in 1970. Recovered Dolphin Fumble: 2 in 1970, one in 1972; Recovered Opponent Fumble: one in 1972.



## BOB MATHESON

**Linebacker**

**53**

6-4, 235  
11th Year  
Born Nov. 25, 1944

Duke  
(Trade, 1971)

Most experienced of Dolphin defenders, he was the inspiration of the "53 Defense" that carried the Dolphins to three consecutive AFC Championships and triumphs in two Super

Bowls . . . defensive concept gave five short zones and three deep zones in passing situations with Matheson having option to blitz quarterback or retreat for pass coverage . . . he has played on opposite sides in past two seasons: weakside in 1975 when Mike Kolen moved to middle for injured Nick Buoniconti, strongside in 1976 when Doug Swift retired for medical school . . . he led team in tackles in '74 with 103 stops when he started last six games and AFC playoff at strongside for injured Swift . . . he was second-leading tackler in '75 with 109 stops and was voted team's outstanding linebacker . . . he has intercepted five passes of the nine picked off by Miami linebackers in the past two seasons . . . he missed three games with torn calf muscle in '76, and Dolphins lost all three straight games with greater flexibility at linebacker . . . he hadn't missed a game with injury in any of previous nine NFL seasons . . . he had 34-yard interception return against Cleveland in '76 . . . biggest interception was 29-yarder in '73 AFC Championship game against Oakland . . . first-round draftee by Cleveland, 18th player in 1967 . . . he played four seasons with Browns including shutout of Dolphins in '70 . . . he was traded for second-round choice Sept. 1, 1971 when Dolphins needed backup to Buoniconti, who had wrist injury . . . All-America at Duke in '66 with school record for tackles . . . born and raised in Boone, N.C., son of dentist . . . he helped Appalachian High win Class AA Championship with two unbeaten seasons . . . he and wife Pam (married 6-17-67) live in Hollywood, Fla., with sons Todd (8-19-70) and Drew (8-24-73) and daughter Jill (1-21-77) . . . he's an excellent golfer but not as lucky as Pam, who shot hole-in-one at Orange Brook Country Club in June 1975 . . . earned B.A. in psychology at Duke.

### MATHESON'S STATISTICS

	G	Tack	Asst	Total	Opp Fum	QB Sack	Int	Yds
1967-70	55	—	—	—	—	—	—	—
1971	14	42	17	59	4	—	4	55
1972	14	38	30	68	1	—	—	—
1973	14	41	29	70	—	2½	—	—
1974	14	71	32	103	1	3	—	—
1975	14	55	54	109	—	2	1	10
1976	13	47	43	90	—	1	3	32
<b>TOTALS</b>	<b>138</b>	<b>294</b>	<b>205</b>	<b>499</b>	<b>6</b>	<b>11½</b>	<b>10</b>	<b>131</b>

Additional — Blocked Punt vs. Baltimore, 1973. Kickoff returns: 1-0 in 1969; 2-1, long 14, in 1970; 3-32, long 16, in 1971; 2-34, long 17, in 1972; 5-65, long 22, in 1974. Fumbles/Lost: 1-1 in 1974.



## LAIRD McCREARY

**Tight End**

**80**

6-5, 227  
2nd Year  
Born March 15, 1953

Tennessee State  
(D2, 1976)

Rangy, swift athlete, he will have opportunity in preseason to challenge for starting job . . . he could be deep-receiving threat with smooth, long stride and excellent hands . . . only rookie playing time except for special-team duty was fourth quarter against Minnesota when he caught passes for 21 and 30 yards, tackled on two-yard line as season ended . . . he had 18 tackles (8 initial hits) on special teams . . . second-round draftee, 49th player in 1976 . . . he caught 27 passes for 400 yards, four TDs in '75 as offensive captain at Tennessee State . . . named to Black All-American squad by Pittsburgh Courier . . . he caught 25 passes for 285 yards, one TD as junior . . . career totals of 56 receptions for 857 yards, six TDs . . . he was leading basketball scorer at Walter M. George High in Atlanta . . . single.



## MELVIN MITCHELL

Guard

68

6-2½, 260

Tennessee State

2nd Year

(D4, 1976)

Born Feb. 21, 1953

He gained rookie experience on Dolphin special teams, and he should develop into valuable reserve . . . tireless and hard-working, he has learning attitude . . . fourth-round draftee, 98th player in 1976 . . . he was named to Black All-American squad by Pittsburgh Courier . . . an impressive pass blocker, he has great natural strength with bench press of 360 pounds and should get stronger with weight training . . . he also can handle long snaps to punter . . . he played offensive tackle at Tennessee State, and coaches rated him with school's best alumni linemen including Vernon Holland (Cincinnati, first round, 1971), Robert Woods (New York Jets, second round, 1973) and Gregory Kindle (St. Louis, second round, 1974, now with Atlanta) . . . born and raised in Dallas, where he attended Lincoln High . . . single.



## NAT MOORE

Wide Receiver

89

5-9, 180

Florida

4th Year

(D3, 1974)

Born Sept. 19, 1951

On the verge of All-Pro recognition, he has that combination of darting moves and sure hands that has made him so dependable on possession play . . . "That's his trademark — a pressure ballplayer," Coach Don Shula says. "He's been a real rock for us" . . . a broken left leg in ninth game shortened his 1976 season, but he snagged 33 passes for 625 yards and four touchdowns to lead Dolphin receivers for third consecutive year . . . he was injured while struggling for extra yardage in clutches of New York Jets rookie Shafer Suggs . . . he had led AFC with 20.5 yards per catch after sixth game . . . teammates voted him Most Valuable Player in NEA balloting . . . now has 110 receptions, and in his fourth year, he could surpass the 156 receptions by Paul Warfield in five Dolphin seasons (1970-74) . . . Shula intends to utilize Moore's running talent in backfield for passing situations in '77 to "give our attack more flexibility" . . . he is the only Dolphin receiver to have back-to-back 100-yard games twice . . . a competitor who shrugs off injury, in '75 he was bothered by sprained toe, groin pull and bruised sternum so that he missed a week's practice but caught six passes for 89 yards and TD against Philadelphia . . . he is masterful at improvising a getaway as he did on 67-yard TD escape at Baltimore in '76 by running rings around two defenders . . . he caught game-tying 47-yard bomb in fourth quarter against Los Angeles . . . he led Dolphin receivers as '74 rookie with 37 catches for 605 yards, and he received game ball at San Diego when he ignited comeback on 26-yard catch, 12-yard TD and 27-yard punt return . . . he exploded 89 yards for TD on opening kickoff of '74 AFC playoff at Oakland . . . third-round draftee, 78th player in 1974 . . . "We've never seen a guy pick up things as quickly as Nat did," Shula said . . . he rose from obscurity, leaving Tennessee-Martin as a freshman to play basketball at Miami-Dade Community College South where coach recommended him to Doug Dickey at Florida . . . he starred in '72 for Gators with 845 yards rushing and 25 pass receptions for 351 yards

52

. . . most of his TDs were long sprints . . . injuries troubled him as senior and discouraged some NFL scouts . . . after Dolphins' selection, he underwent knee surgery in May '74 . . . in first preseason game against Cincinnati, he caught TDs for 73 and 67 yards while veterans were on strike . . . born in Tallahassee, raised in Miami, he gained All-City honors at Edison High in '69 for 7-1-2 team . . . younger brother Sonny is a junior cornerback at Edison . . . Nat and wife Patricia live in Miami with daughter Trellanee (3-30-70) . . . he is producer of "Jimmy G. International DJ's," a disco group which does private parties and school dances.

### MOORE'S STATISTICS

	RUSHING					RECEIVING				
	G	Att.	Yds.	TD	LG	No.	Yds.	Avg.	TD	LG
1974	13	3	16	0	15	37	605	16.4	2	48
1975	14	8	69	0	36	40	705	17.6	4	79t
1976	10	4	35	0	21	33	625	18.9	4	67t
<b>TOTAL</b>	<b>37</b>	<b>15</b>	<b>120</b>	<b>0</b>	<b>36</b>	<b>110</b>	<b>1935</b>	<b>17.6</b>	<b>10</b>	<b>79t</b>
<b>Playoffs</b>	<b>1</b>	<b>0</b>	<b>0</b>	<b>0</b>	<b>0</b>	<b>2</b>	<b>40</b>	<b>20.0</b>	<b>0</b>	<b>23</b>

	PUNT RETURNS					KICKOFF RETURNS					
	FC	No.	Yds.	Avg.	TD	LG	No.	Yds.	Avg.	TD	LG
1974	0	9	136	15.1	0	42	22	587	26.7	0	40
1975	2	8	80	10.0	0	29	9	243	27.0	0	42
1976	3	8	72	9.0	0	23	2	28	14.0	0	28
<b>TOTAL</b>	<b>5</b>	<b>25</b>	<b>288</b>	<b>11.5</b>	<b>0</b>	<b>42</b>	<b>33</b>	<b>858</b>	<b>26.0</b>	<b>0</b>	<b>42</b>
<b>Playoffs</b>	<b>0</b>	<b>2</b>	<b>5</b>	<b>2.5</b>	<b>0</b>	<b>5</b>	<b>3</b>	<b>137</b>	<b>45.6</b>	<b>1</b>	<b>89t</b>

Additional — Passing: 1-1-0, 31 yds, no TD in 1974. Fumbles/Lost: 1-1 in 1974, 1-0 in 1975, 1-1 in 1976. Recovered Dolphin Fumble: one in 1974, one in 1975.



## WAYNE MOORE

Offensive Tackle

79

6-7, 265

Lamar Univ.

8th Year

(Waive, 1970)

Born Aug. 17, 1945

His fortitude has sustained him through the past three seasons while operating on a gimpy right leg . . . he has started 32 consecutive games since late in 1974 season when he rejoined lineup after tedious knee rehabilitation . . . left tackle was named to Pro Bowl in 1973 after injuring knee in October practice . . . he required surgery in January 1974 and was classified "physically unable to perform" while missing 11 games . . . his teammates broke huddle and applauded him as he limped to sideline after starting comeback in '74 against Cincinnati . . . a quiet giant, he walks in what players call "Wayne Moore Shuffle" but still does effective job . . . "He always gives it everything he has," Shula says . . . he was invited by Tim Foley to a Fellowship of Christian Athletes camp in 1975 and it changed his outlook . . . "If the Lord doesn't take away the pain," Moore said, "He gives you ways to handle it better" . . . he had torn ligament in right knee during '71 preseason and underwent surgery that kept him on sideline until last game and three playoff games . . . he succeeded Doug Crusan in '72 while gaining reputation as pass blocker . . . he didn't play college football but was All-Southland Conference basketball player for Lamar University in his native Beaumont, Tex. . . . he signed as free agent with San Francisco in 1969, tryout at tight end and placed on taxi squad . . . 49ers tried to sneak him through waivers in '70 by using first name Solomon, but Dolphin offensive line coach Monte Clark recognized name and claimed him . . . he and wife Verline (married 2-21-70) live in Miami with son Wayne Jr. (8-6-71) and daughter Tamara (9-21-74) . . . until 1974 recuperation from knee surgery, he

53

worked offseasons in San Francisco as counselor at juvenile home ... he currently works with Dade Association of Occupational and Placement Specialists, Greater Miami Jaycees, Pro Athletes Outreach and FCA ... he plays in charity golf tournaments and enjoys fishing.



## ED NEWMAN

Guard

64

6-2,45

Duke

5th Year

(D6, 1973)

Born June 4, 1951

Patience was rewarded in 1976 when he started eight games — four at right guard and four at left guard — when injuries forced adjustments ... he had spent three seasons as a reserve behind two of the NFL's best guards, Bob Kuechenberg and Larry Little ... "Who wants to be known as the best backup guard in the league?" Newman asks, and he made dedicated effort to be ready when opportunity arrived ... "He could play No. 1 if we decided to move Little to tackle," Shula says ... he also has performed with distinction on special teams, collecting 13 tackles in '75 and 11 tackles in '76 ... good speed enables him to cover kicks like a running back ... exceptional strength with bench press of 470 pounds ... "You can work on conditioning 'til you're green; the only way to become a player is to play," he says ... his courage buoyed him in bout with cancer in '75 ... malignant tumor was discovered on thyroid gland, and he had two throat operations in January '75 ... vigorous rehabilitation of weightlifting, distance bicycling and swimming helped him regain athletic trim ... "I'm no medical hero," he says, "but I think people can overcome problems with determination" ... sixth-round draftee, 156th player in 1973 ... All-Atlantic Coast Conference guard and defensive tackle at Duke, two-time ACC heavyweight wrestling champion ... born in New York, attended Syosset High ... B.S. in psychology ... he likes to tinker with electronics, and he built 25-inch color television from kit in offseason ... he and wife Cathy (married 1-23-77) live in Miami ... they have a cat named "Monte Clark".



## DON NOTTINGHAM

Running Back

36

5-10, 210

Kent State

7th Year

(Trade, 1973)

Born June 28, 1949

His productivity slipped in 1976 to only 2.9 yards per carry after scoring 12 touchdowns and rushing for 718 yards the previous season ... but his devastating blocking and durability (he hasn't missed in 84 games over six seasons) are assets which helped him succeed as 441st player drafted in 1971 by Baltimore ... still a bulldozer near the goal line, he has scored 23 touchdowns over last three seasons in Miami ... even as starting fullback in '75, he volunteered for duty on suicide squad covering kickoffs ... "I'm interested in doing whatever I can to help the team," he says sincerely. "A guy is bound to come along who's one step faster" ... in '75 he

produced consecutive 100-yard games at New England (16-120) and Green Bay (21-102), and his 56-yard ramble setup clinching TD against Buffalo in December ... most memorable Dolphin TD was 23-yard burst with 19 seconds remaining against Buffalo Nov. 17, 1974 ... 17th-round draftee, he set career rushing record with 2,515 yards at Kent State ... as junior in '69 he gained 275 yards against Dayton on way to 990 yards and 19 TDs ... in '71 AFC playoff against Cleveland, as Baltimore rookie, he gained 92 yards on 23 carries and scored two TDs ... he was traded Oct. 2, 1973 to Dolphins along with sixth-round choice for running back Hubert Ginn ... his 33 touchdowns in NFL are more than any other Dolphin ... born and raised in Ravenna, Ohio ... he and wife Michelle (married 6-10-69) live in Cooper City, Fla., with son D.J. (8-30-70) and daughter Randi (1-25-72) ... nicknamed "The Human Bowling Ball," he recently started bowling in Ladies and Tramps League near home ... he sells insurance in Miami for Poe and Associates.

### NOTTINGHAM'S STATISTICS

	G	RUSHING				RECEIVING				
		Att.	Yds.	Avg.	TD	LG	No.	Yds.	TD	LG
1971 Balt	14	95	388	4.1	5	36	15	88	0	35
1972 Balt	14	123	466	3.8	3	25	25	191	0	27
1973 Balt	3	28	118	4.2	1	20	2	10	0	5
1973 Miami	11	24	134	5.6	0	30	1	16	0	16
1974 Miami	14	66	273	4.1	8	24	3	40	0	20
1975 Miami	14	168	718	4.3	12	56	9	66	0	18
1976 Miami	14	63	185	2.9	3	13	4	33	0	29
<b>Miami Total</b>	<b>53</b>	<b>321</b>	<b>1310</b>	<b>4.1</b>	<b>23</b>	<b>56</b>	<b>17</b>	<b>155</b>	<b>0</b>	<b>29</b>
<b>CAREER</b>	<b>84</b>	<b>567</b>	<b>2282</b>	<b>4.0</b>	<b>32</b>	<b>56</b>	<b>59</b>	<b>444</b>	<b>0</b>	<b>35</b>
<b>Playoffs</b>	<b>6</b>	<b>36</b>	<b>142</b>	<b>4.0</b>	<b>2</b>	<b>13</b>	<b>2</b>	<b>14</b>	<b>—</b>	<b>—</b>

Additional — Kickoff Returns: 2-38 in 1972, 1-19 in 1973; 3-80, long 27 in 1975; 6-107, long 21 in 1976 for totals 12-244. Fumbles/Lost: 1-1 in 1973, 2-2 in 1974, 5-3 in 1975, 1-0 in 1976 for totals 9-6. Recovered Dolphin Fumble: 2 in 1975. Recovered Opponent Fumble: one in 1974. Returned blocked punt 20 yards for TD in 1971.



## EARNEST RHONE

Linebacker

55

6-2, 212

Henderson St.

2nd Year

(FA, 1975)

Born Aug. 20, 1953

His recovery from knee surgery could strengthen significantly the Dolphins' pass coverage in short zone ... his extremely quick feet and lusty hitting were noticeable from start as unheralded rookie in '75 ... he tore ligament in right knee during fourth preseason game and was placed on '76 injured reserve ... he played extensively at weakside linebacker in last four games of '75 and produced 15 tackles (10 initial hits) against Buffalo ... he made diving interception against New York Jets and he snared a deflected pass at Chicago ... free agent from Henderson State, he impressed coaches in goal-line defense drill in July '75 with vicious hit ... "It goes to show that a guy walks in that door, whether he's a free agent or a No. 1 draft choice, he has an equal shot," Coach Don Shula said ... Rhone had 70 tackles as rookie ... NAIA All-America while helping Reddies to national championship game against Texas A&I ... nicknamed "Ironman" as freshman because of hard hitting ... born and raised in Ogden, Ark., he attended Rankin Street High in Ashdown, Ark. ... single.



## VERN ROBERSON

Free Safety

42

6-2, 195  
1st Year  
Born Aug. 3, 1952

Grambling  
(FA, 1977)

His extraordinary speed and defensive savvy could help rejuvenate Dolphin pass defense in 1977 . . . he will contend for starting job after impressive look in offseason camps . . . he was signed as free agent in March 1977 . . . he runs 40-yard dash in 4.4 seconds . . . he will wear No. 42 of former Dolphin receiver Paul Warfield . . . he was drafted by Dolphins in '74 supplementary phase because he passed up his senior season at Grambling to support family . . . he played safety in preseason and was among last three players cut in '74 . . . he joined Calgary Stampeders of Canadian Football League in '75, and as rookie, he led CFL with 10 interceptions in 16 games at right cornerback . . . longest runback was 67 yards and he scored two touchdowns for Stampeders (6-10) . . . he also returned 19 punts for 115 yards . . . in '76 he played four games with Calgary, intercepted three passes but pulled hamstring, and when team had 10-game losing streak, he went home to family in Louisiana . . . Ottawa Rough Riders convinced him to return, but after two games, he left before playoffs . . . Canadian taxes took 46 per cent of salary with no deductions allowed . . . born and raised in Natchitoches, La., with 15 brothers and sisters . . . "When you have 15 brothers and sisters, most older than you, somebody is always chasing somebody, so you learn to run fast," he says . . . he was defensive back in high school and moved to flanker as Grambling sophomore . . . he and wife Virginia (married 1-27-72) live in Natchitoches with daughters Alecia (7-31-73) and Tuguita (9-28-75).



## LARRY SEIPLE

Punter-Running Back

20

6-0, 214  
11th Year  
Born Feb. 14, 1945

Kentucky  
(D7, 1967)

In 10 seasons of consistency as Dolphin punter, he has averaged 40.2 yards on 611 punts, and he hasn't had a punt blocked in the last five years . . . he has played in more games (136) in regular season than any Dolphin . . . his soaring kicks allow for good coverage, and in '75 he led AFC punters with 17 punts that terminated inside an opponent's 20-yard line . . . he had 14 kicks inside 20-yard line in '76 . . . his longest punt was 73 yards against Pittsburgh Nov. 14, 1971 . . . he averaged 43 yards with seven punts in Super Bowl VII . . . his best season was 42.3-yard average in '73, and his busiest day was eight punts for 45.7-yard average at New Orleans Nov. 10, 1974 . . . he displayed pass-catching skill as third-down receiver coming out of backfield in '75 and '76 with 10 receptions each year . . . he caught two touchdown passes and had another wiped out by a penalty in '76 preseason as he beat challenge of rookie Mike Green, now with Houston . . . seventh-round draftee, 163rd player in 1967 . . . he played tight end in '69 and led Dolphins with 41 receptions for 577 yards and five TDs . . . he caught four-yard TD pass at Cleveland last year, and later in game, he ran seven yards from punt formation on 4th-and-6 to Browns 24 . . . it was reminiscent of his 37-yard romp on faked punt against Pittsburgh in 1972 AFC Championship game to setup first Dolphin TD . . . right knee injury sidelined him for

56

three games in '72, but he has missed only four games in 10 years . . . he had cartilage removed from right knee in April 1976 . . . born and raised in Allentown, Pa. . . as junior fullback at Kentucky, he rushed for 446 yards and caught 27 passes for 635 yards when Rick Norton was quarterback . . . he gained 256 yards rushing as senior and had 28 receptions for 499 yards, making junior-senior total of 1,836 yards and 14 TDs . . . he averaged 40.5 yards as punter for three years, and he scored 70-yard TD on faked punt 4th-and-42 against Mississippi as junior . . . he and wife Trudy (married 6-4-66) live in Miami with daughters Keri Lynn (6-10-67) and Lori Ann (11-26-71) and son Larry (7-10-69) . . . he and Trudy are avid bowlers, and he is part-owner of motorcycle business.

### SEIPLE'S STATISTICS

	RUSHING					RECEIVING			
	Att.	Yds.	Avg.	TD	LG	No.	Yds.	TD	LG
1967	3	58	19.3	0	34	1	21	0	21
1968	5	42	8.4	0	32	7	69	1	20
1969	1	6	6.0	0	6	41	577	5	41t
1970	2	21	10.5	0	24	2	14	0	7
1971	1	14	14.0	0	14	1	32	0	32
1975	1	4	4.0	0	4	10	84	0	15
1976	3	14	4.7	0	7	10	138	1	25
<b>TOTAL</b>	<b>16</b>	<b>159</b>	<b>9.9</b>	<b>0</b>	<b>34</b>	<b>72</b>	<b>935</b>	<b>7</b>	<b>41t</b>

Additional — Passing: 2-2-0, 61 yds, no TD, long 42 in 1967; 1-1-0, 8 yds, no TD in 1969. Kickoff Returns: 2-5, long 3 in 1970; 1-0 in 1973. Playoffs: 37-yard run at Pittsburgh, 1972. Recovered Opponent Fumble: one in 1970.

### PUNTING

	G	No.	Yds.	Avg.	Block	Long
1967	14	70	2909	41.6	1	70
1968	14	75	3044	40.6	0	60
1969	13	80	3263	40.8	2	66
1970	14	58	2392	41.2	0	67
1971	14	52	2087	40.1	1	73
1972	11	36	1437	39.9	0	54
1973	14	48	2031	42.3	0	57
1974	14	65	2511	38.6	0	60
1975	14	65	2506	38.6	0	61
1976	14	62	2366	38.2	0	56
<b>TOTAL</b>	<b>136</b>	<b>611</b>	<b>24546</b>	<b>40.2</b>	<b>4</b>	<b>73</b>
Playoffs	11	45	1800	40.0	0	57



## BARRY SMITH

Wide Receiver

85

6-1, 190  
5th Year  
Born Jan. 15, 1951

Florida State  
(Trade, 1977)

Sure-handed and disciplined receiver, he joins Larry Little and Nat Moore as Miami high school athletes now in Dolphin uniform . . . he was voted Man of Year by Green Bay fans in 1975 for his community service . . . Dolphins acquired him in Feb. 7, 1977 trade with Tampa Bay for draft choice . . . he played sparingly for winless Buccaneers in '76 and caught 39-yard pass against Baltimore . . . first-round draftee of Green Bay, 21st player in 1973 . . . he started nine games for '74 Packers and caught 20 passes for 294 yards including game-winning TD against Detroit . . . Packers made him available in Veteran Allocation, and Buccaneers brought him back to Florida . . . he starred at Florida State as favorite receiver of Gary Huff, and in '72, he ranked second in nation with 69 receptions for 1,243 yards and 13 touchdowns . . . he was outstanding offensive player in Senior Bowl . . . All-America scored three TDs against University of Miami at Orange Bowl in 1972 . . . he had a 14th TD on flanker reverse as Seminole senior, and he threw TD pass against Florida . . . he wore No. 22 at FSU . . . he was

57

state champion hurdler at Coral Park High (14-flat in 120-yard highs) and placed third in state decathlon . . . he still owns Coral Park records of 77 catches for 1,339 yards and 11 TDs in career . . . he is active in Fellowship of Christian Athletes and the Florida Association for Retarded Citizens . . . he worked for Big Brothers in three-year stay at Green Bay . . . he and wife Diane (married 6-12-72) live in Hollywood Hills, Fla. . . . he has B.S. in speech communication.

### SMITH'S STATISTICS

	G	No.	Yds.	Avg.	TD	Long
1973	14	15	233	15.5	2	24
1974	14	20	294	14.7	1	27t
1975	14	6	77	12.8	1	20
1976	13	4	88	22.0	0	39
<b>TOTALS</b>	<b>55</b>	<b>45</b>	<b>692</b>	<b>15.4</b>	<b>4</b>	<b>39</b>

Additional — Rushing 1-5 in 1973.



### FREDDIE SOLOMON

Wide Receiver

86

5-11, 181  
3rd Year  
Born Jan. 11, 1953

Tampa  
(D2, 1975)

An amazing 252-yard, three-touchdown effort against Buffalo in 1976 was a forewarning of what NFL defenses can anticipate from this elusive firefly . . . he exploded 79 yards on a punt return, outfought two defenders for 53-yard pass and finally dashed 59 yards on flanker reverse for his three TDs that totalled 191 yards . . . he caught five of Don Strock's passes for 114 yards and even overshadowed a 203-yard rushing performance by O.J. Simpson . . . "He could develop into the most dangerous, all-purpose player in the game," Shula said . . . all the more remarkable was fact that Solomon underwent kidney tract surgery Aug. 25, and in only six weeks, he returned to practice although incision hadn't completely healed . . . he caught 27 passes for 453 yards, boosting two-year total to 49 receptions for 792 yards and four TDs . . . he had 77-yard punt return for apparent winning TD nullified by clipping at Cleveland . . . he is on way to erasing Jake Scott's punt return records with 13.5-yard average on 39 runbacks . . . nicknamed "Fabulous," he runs 40 yards in 4.3 seconds, clocked at opening of '76 training camp . . . he made NFL All-Rookie team in transition from college quarterback to split end . . . his first NFL reception was sideline streak for 58-yard TD against Green Bay, and he turned short hook into 58-yard TD against Chicago by faking defender off his feet . . . unusual body control, he changes direction with instant acceleration . . . second-round draftee, 36th player in 1975 . . . he missed three weeks of '75 training camp because of College All-Star game . . . he was lightning as University of Tampa quarterback for four years . . . he ran for 39 TDs and passed for 11 TDs . . . career totals: 3,299 yards on 557 carries, 188 of 436 passes for 2,504 yards . . . he had 17 games with more than 100 yards rushing . . . born and raised in Sumter, S.C. . . . he took 12-week drama course in North Miami during offseason . . . single.

### SOLOMON'S STATISTICS

	RUSHING					RECEIVING				
	G	Att.	Yds.	TD	LG	No.	Yds.	Avg.	TD	LG
1975	14	4	87	0	35	22	339	15.4	2	58t
1976	10	4	60	1	59t	27	453	16.8	2	53t
<b>TOTAL</b>	<b>24</b>	<b>8</b>	<b>147</b>	<b>1</b>	<b>59t</b>	<b>49</b>	<b>792</b>	<b>16.2</b>	<b>4</b>	<b>58t</b>

58

### PUNT RETURNS

	FC	No.	Yds.	Avg.	TD	LG
1975	4	26	320	12.3	1	50t
1976	0	13	205	15.8	1	79t
<b>TOTAL</b>	<b>4</b>	<b>39</b>	<b>525</b>	<b>13.5</b>	<b>2</b>	<b>79t</b>

Additional — Passing: 1-0-0 in 1976. Fumbles/Lost: 2-0 in 1975.

### KICKOFF RETURNS

	No.	Yds.	Avg.	TD	LG
1975	17	348	20.5	0	31
1976	1	12	12.0	0	12
<b>TOTAL</b>	<b>18</b>	<b>360</b>	<b>20.0</b>	<b>0</b>	<b>31</b>



### BILL STANFILL

Defensive End

84

6-5, 252  
9th Year  
Born Jan. 13, 1947

Georgia  
(D1, 1969)

Neck injuries have haunted the former All-Pro right end during 1975 and 1976, and he was forced to sleep with his neck in traction during '76 season . . . he strained his neck while weightlifting prior to start of '76 training camp, and he didn't play until fifth preseason game . . . last July was his third stay in hospital since he suffered bruised spine Aug. 9, 1975 against Cincinnati in collision with teammate Vern Den Herder . . . "He's been a shadow of himself," Shula said. "He's been handicapped, no doubt about that" . . . when healthy, he is noted for toughness and great pursuit . . . he earned All-NFL honors in 1972 and 1973 and set Dolphin record with 18½ quarterback sacks in '73 when defense allowed only 150 points . . . four times selected for Pro Bowl . . . he is only Dolphin defensive lineman to score TD, and he did it twice with interceptions of 15 and 17 yards as rookie in '69 . . . he played despite gall bladder ailment in '74 when weight dropped to 240, and in finest game, he had five QB sacks for minus 42 yards and blocked a field goal Nov. 17, 1974 against Buffalo . . . also had broken thumb in '74 . . . he has been used less in run defense in past two seasons . . . "Not to be crying the blues or anything, but the doctor said it was a close call for me," Stanfill says of flirtation with paralysis . . . he owns Dolphin career record of 69½ sacks which could stand many years . . . first-round draftee, 11th player in 1969 . . . he won Outland Trophy as nation's outstanding lineman in '68 at Georgia . . . Bulldogs compiled records of 9-1, 7-3 and 8-0-2 and appeared in three bowls with Stanfill . . . born and raised in Cairo, Ga., he starred at Cairo High with 39-point game in basketball and 180-6 discus throw . . . father of two boys, Stan (1-25-68) and Jake (10-20-69) . . . he lives in Miami and enjoys fishing and quail hunting.

### STANFILL'S STATISTICS

	G	Tack	Asst	Total	Opp Fum	QB Sack
1969	13	59	14	73	—	8
1970	14	51	16	67	—	6
1971	14	42	22	64	3	6½
1972	14	41	28	69	2	10
1973	14	55	35	90	1	18½
1974	14	47	24	71	1	10
1975	13	33	23	56	—	6½
1976	14	33	27	60	1	4
<b>TOTALS</b>	<b>110</b>	<b>361</b>	<b>189</b>	<b>550</b>	<b>8</b>	<b>69½</b>

Touchdowns — Interceptions 15 yds 11-9-69 at Boston, 17 yds 11-23-69 vs. Houston.  
Playoffs — Fumble Recovery 1970; 4½ QB Sacks.

59





## DON STROCK

Quarterback

10

6-5, 203

4th Year

Born Nov. 27, 1950

Virginia Tech

(D5, 1973)

As an understudy for four years, he displayed remarkable poise and long-range artillery with right arm when given opportunity . . . only starting assignment in '76 was 219-yard, two-touchdown performance against Buffalo for wild 45-27 victory . . . he also ran bootleg two yards for TD . . . "I know my time will come, sooner or later," he says. "You just have to be patient" . . . he was thrust into lineup in 12th game of '75 season when injuries had sidelined Bob Griese and Earl Morrall, and he fired 11 straight completions and two TDs in 12-of-15 marksmanship for 31-21 victory over Buffalo . . . he also swept four yards for TD and ran 13-yard naked reverse to setup field goal for 24-7 lead . . . he ran quarterback draw for 18 yards against Baltimore in overtime loss that decided AFC East title in '75 . . . he will have challengers for backup job he inherited with Morrall's retirement . . . fifth-round draftee, 111th player in 1973 . . . he spent '73 season on taxi squad after leading nation in passing and total offense at Virginia Tech in '72 . . . he completed 228 of 427 passes for 3,243 yards and 16 TDs, 27 interceptions during that season for 6-4-1 Gobblers . . . he completed 34 of 53 passes for 527 yards against Houston . . . outstanding offensive player in Blue-Gray game . . . fifth QB in '73 draft behind Bert Jones, Gary Huff, Gary Keithley and Ron Jaworski . . . born and raised in Pottstown, Pa. . . B.A. in distributive education . . . bachelor lives in Miami Springs.

### STROCK'S PASSING

	G	Att.	Comp.	Pct.	Yds.	Int.	TD	Tkld	LG
1974	1	0	0	0.0	0	0	0	0/0	0
1975	6	45	26	57.8	230	2	2	3/29	25
1976	4	47	21	44.7	359	2	3	4/41	53t
<b>TOTAL</b>	<b>11</b>	<b>92</b>	<b>47</b>	<b>51.1</b>	<b>589</b>	<b>4</b>	<b>5</b>	<b>7/70</b>	<b>53t</b>

Additional — Rushing: 1-(-7) in 1974; 6-38, one TD, long 18 in 1975; 2-13, one TD, long 11 in 1976. Fumbles/Lost: 1-0 in 1975, 1-0 in 1976. Recovered Dolphin Fumble: one in 1975.



## ANDRE TILLMAN

Tight End

87

6-5, 230

3rd Year

Born Nov. 1, 1952

Texas Tech

(D2, 1974)

With the perfect physique for an NFL tight end, he has progressed in two seasons as an exceptional blocker and capable receiver . . . he could become more of a pass target in 1977 as he gains greater mobility . . . he snared five-yard touchdown pass at New England last season and caught three passes for 32 yards in later victory over Patriots . . . he played sparingly in passing situations and still caught 13 passes for 130 yards . . . "There's never been a doubt in my mind or the mind of anybody on the team that I can catch the ball. But you've got to be at full speed to get open in this league," he says . . . he has been handicapped by right knee which required surgery in March '74 and kept him on injured reserve that season . . . second-round draftee, 38th player in 1974 . . . he injured knee while lifting weights in July '73 but he

gained All-America honors as Texas Tech's leading receiver with 26 catches for 428 yards, five TDs . . . Red Raiders defeated Tennessee in Gator Bowl for 10-1 record . . . surgery was recommended after he reported to rookie indoctrination camp . . . born and raised in Dallas, attended Hamilton Park High . . . bachelor lives in Dallas.

### TILLMAN'S STATISTICS

	G	No.	Yds.	Avg.	TD	Long
1974						
1975	14	5	60	12.0	0	16
1976	14	13	130	10.0	1	16
Totals	28	18	190	10.5	1	16

Additional — Kickoff Return 1-0 in 1976



## STEVE TOWLE

Middle Linebacker

56

6-2, 233

3rd Year

Born Oct. 23, 1953

Kansas

(D6, 1975)

In only two seasons, his quick pursuit and wrecking-ball smashes have earned respect of opponents and high praise from coaches . . . he erased his Dolphin record in 1976 by participating in 217 tackles — 15.5 tackles per game . . . "That middleman Towle is an unbelievable player. He's going to be a terror", O.J. Simpson said . . . in a shutout of New York Jets, his explosive tackling caused three fumbles and he recovered another . . . he was team's Most Valuable Player voted by South Florida media . . . "We expect the same type of leadership from him that Nick Buoniconti gave us in the Super Bowl years," Shula says . . . he had cartilage removed from left knee in January . . . he made initial hit three times in goal-line stand at Pittsburgh when he took part in 22 tackles . . . his 217 total consisted of 131 initial hits and 86 assists . . . he played with fiberglass pad improvised by trainer Bob Lundy after Towle was hospitalized for thigh injury two nights before home game with Baltimore . . . sixth-round draftee, 143rd player in 1975 . . . he emerged as Dolphins' fourth linebacker, used inside with Mike Kolen, in 53 Defense . . . he replaced injured Kolen as middleman last four games of '75 and has matured rapidly . . . he broke Buoniconti's tackling record with 164 tackles (90 initial hits) as rookie with 22 tackles in overtime loss at Baltimore . . . "You couldn't ask any more out of a rookie than what Towle gave us," Shula said . . . only interception was deflected pass and 16-yard return against New York Jets . . . All-Big Eight at Kansas in '74 with school record of 155 tackles . . . he had 25 tackles against Colorado on day full-grown buffalo mascot "Ralphie" chased him length of field in pregame mishap . . . born in Kansas City, Kan., raised in Prairie Village, attended Shawnee Mission West High . . . bachelor lives in Fort Lauderdale where he tinkers with 1932 Model B Ford.

### TOWLE'S STATISTICS

	G	Tack	Asst	Total	Opp Fum	Int	Yds
1975	14	90	74	164	—	1	16
1976	14	131	86	217	1	—	—
Totals	28	221	160	381	1	1	16

QB Sack 1976



## JERIS WHITE

Cornerback

41

5-11, 180  
4th Year  
Born Sept. 3, 1952

Hawaii  
(D2, 1974)

A little thumper in Dolphin secondary, he participated in 85 tackles in his first full season at left cornerback . . . he tied a Dolphin record with four takeaways (two interceptions and two fumble recoveries) in first half at Cleveland Nov. 28, 1976 . . . his first NFL interception was end-zone theft that day . . . he proved himself a willing hitter with 46 tackles as starter last five games of '75 . . . he replaced Tim Foley, who had broken thumb, and he protected his job in '76 preseason . . . quick reactions and 4.5-second speed in 40, he can be solid pro with more experience . . . he suffers from astigmatism, which sometimes prevents him from getting a close look at moving target . . . his vision, however, is 20-20 . . . second-round draftee, 52nd player in 1974 . . . All-America at Hawaii with nine career interceptions, six as sophomore . . . he was top-rated defensive back in country by BLESTO scouting combine . . . defensive co-captain of 9-2 Rainbows . . . born in Fort Worth, Tex., son of career Air Force officer . . . he graduated from Radford High in Honolulu after setting state record in long jump . . . B.B.A. in business administration, he is licensed with National Association of Security Dealers and he works for real estate investment firm in Honolulu . . . bachelor likes camping and archery, and he has practiced Tai Chi, a martial art.

### WHITE'S STATISTICS

	G	Tack	Asst	Total	Opp Fum	Int	Yds.
1974	14	12	13	25	—	—	—
1975	14	49	18	67	—	—	—
1976	14	51	34	85	4	2	4
<b>TOTALS</b>	<b>42</b>	<b>112</b>	<b>65</b>	<b>177</b>	<b>4</b>	<b>2</b>	<b>4</b>



## BILL WINDAUER

Defensive Tackle

74

6-3, 245  
4th Year  
Nov. 22, 1949

Iowa  
(Waive, 1977)

In a bid to strengthen Dolphins' thin defensive line, he was obtained on waivers from Atlanta in June . . . he was a starting tackle for five games at Baltimore in 1974 before he suffered broken thumb . . . he was released by Colts in '75 preseason and returned home to Iowa City . . . Dolphins called him for emergency duty when right end Bill Stanfill was hospitalized with neck problem, and Windauer went directly from Iowa City to Dolphins' hotel in Green Bay for game Oct., 5, 1975 . . . he played on kickoff teams, then was released Oct. 9 . . . he signed with New York Giants six weeks later and played in four games . . . he joined his fourth team, Atlanta, as free agent last November, and he appeared in three games before pulling abdominal muscle and being placed on injured reserve . . . eighth-round draftee of Baltimore, 191st player in 1973 . . . Colts tried him as offensive guard but he returned to defensive line where he played at Iowa . . . born and raised in Chicago, Mendel Catholic High wrestling champion and half-miler on state champion two-mile relay . . . he and wife Madeline live in Iowa City.



## STAN WINFREY

Running Back

33

5-11, 223  
3rd Year  
Born Feb. 20, 1953

Arkansas St.  
(D2, 1975)

A young fullback with breakaway speed, he will push for starting job in third season . . . he powered 205 yards on 52 carries last season, scoring touchdowns against Los Angeles and Minnesota . . . best effort was 43 yards on nine carries at New York Jets . . . pulled hamstring was hindrance in rookie season as he carried only three times for 10 yards, but he tackled with abandon on special teams . . . he runs 40 yards in 4.6 seconds . . . he collected 14 tackles (10 initial hits) in '76 . . . he had 151 yards on 35 carries during '76 preseason . . . his first carry in '75 preseason was 39-yard TD dash against Detroit . . . excellent blocker, good hands with six receptions for 55 yards in '76 . . . second-round draftee, 49th player in 1975 . . . he rushed for 869, 167 and 574 yards in three seasons at Arkansas State and scored 11 TDs as senior . . . teammates nicknamed him "Mule" . . . born and raised in farming family at Forrest City, Ark., where he lives with wife Nancy, daughter LaShunda (9-27-72) and son Stanley Jr. (4-18-75).

### WINFREY'S STATISTICS

	RUSHING						RECEIVING			
	G	Att	Yds.	Avg.	TD	LG	No.	Yds.	TD	LG
1975	11	3	10	3.3	0	5	0	0	0	0
1976	14	52	205	3.9	1	13	6	55	1	16
<b>TOTALS</b>	<b>25</b>	<b>55</b>	<b>215</b>	<b>3.9</b>	<b>1</b>	<b>13</b>	<b>6</b>	<b>55</b>	<b>1</b>	<b>16</b>

Additional — Fumbles/Lost: 1-1 in 1976. Kickoff Returns: 1-25 in 1975; 2-24, long 13, in 1976.



## GARO YEPREMIAN

Placekicker

1

5-8, 175  
10th Year  
Born June 2, 1944

No College  
(FA, 1970)

His consistency in the past two seasons, 74.4 per cent with 29 field goals in 39 attempts, actually tops his performances in 1971 and 1973 when the left-footed Armenian earned All-Pro honors . . . he has become the all-time NFL leader in field-goal accuracy at 67.1 per cent (151 of 225), and in seven seasons with Dolphins, he has converted 69 per cent (136 of 197) . . . he leads Cleveland's Don Cockroft (66.2) and Kansas City's Jan Stenerud (65.5) on all-time list . . . he had disappointments in '76 when conversion attempt was blocked in 17-16 loss to Baltimore and 22-yard attempt at Cleveland missed mark, but he had kicked 23 consecutive field goals inside 30-yard line until that one . . . his resiliency and competitiveness were apparent as he boomed 53-yard field goal in next game . . . he won Golden Toe Award from Pro Football Weekly in '71 as he led league with 117 points and 28 field goals in 40 tries . . . he has outstanding 83 per cent success (98 of 118) on Dolphin attempts inside 39-yard line . . . in playoff games he has string of seven FGs intact (50, 46, 42, 26, 28, 33 and 46), and he kicked 13 consecutive field goals in 10-game stretch over 1974 and 1975 . . . in '73 Pro Bowl he booted five FGs including winning 42-yarder in final seconds . . . he also kicked

five FGs on grass at Buffalo Sept. 26, 1971 . . . most famous of his game-winning kicks was 37-yard shot that ended NFL's longest game in second overtime of '71 AFC playoff at Kansas City . . . his longest was 54-yarder on Poly-Turf at Orange Bowl Oct. 22, 1972 against Buffalo . . . an entertaining speaker, he recalls his aborted pass (fumble) that gave Washington its only TD in Super Bowl VII . . . born and raised in Larnaca, Cyprus, he attended American missionary school before emigrating to Frankton, Ind. . . he signed as free agent with Detroit in '66 and set NFL record with six FGs Nov. 13, 1966 against Minnesota with eight attempts . . . he was waived by Lions in '68 although he received pension credit with necessary time on active roster . . . he was making neckties in basement of Michigan home when Dolphins signed him in 1970, and he won job from Karl Kremser . . . he and wife Maritza (married 6-17-71) live in Miami with sons Garo Jr. (7-28-74) and Azad (1-27-77) . . . he worked on radio broadcasts for soccer's Fort Lauderdale Strikers in '77 . . . an excellent tennis and ping-pong player, he operates Garo's Superburger restaurant in Hollywood, Fla. . . he is honorary chairman of National Hemophilia Foundation.

### YEPREMIAN'S STATISTICS

	PAT	FG	Long	Pts.
1966 Detroit	11-11	13-22	44	50
1967 Detroit	22-23	2-6	33	28
1970 Miami	31-31	22-29	47	97
1971 Miami	33-33	28-40	48	117
1972 Miami	43-45	24-37	54	115
1973 Miami	38-38	25-37	53	113
1974 Miami	43-43	8-15	43	67
1975 Miami	40-46	13-16	40	79
1976 Miami	29-31	16-23	53	77
<b>DETROIT TOTAL</b>	<b>33-34</b>	<b>15-28</b>	<b>44</b>	<b>78</b>
<b>MIAMI TOTAL</b>	<b>257-267</b>	<b>136-197</b>	<b>54</b>	<b>665</b>
<b>CAREER TOTAL</b>	<b>290-301</b>	<b>151-225</b>	<b>54</b>	<b>743</b>
<b>Playoffs</b>	<b>26-27</b>	<b>12-19</b>	<b>50</b>	<b>47</b>

Additional — Recovered Dolphin Fumble: one in 1970.

### FIELD-GOAL ACCURACY

Year	Total	1-19	20-29	30-39	40-49	50-Over
1966	13-22	3-4	5-5	4-5	1-7	0-1
1967	2-6	0-0	1-1	1-3	0-2	0-0
1970	22-29	4-4	2-3	5-6	11-15	0-1
1971	28-40	7-7	8-8	6-11	7-12	0-2
1972	24-37	7-7	3-3	7-8	4-11	3-8
1973	25-37	5-5	8-10	6-9	5-9	1-4
1974	8-15	0-1	4-5	2-3	2-4	0-2
1975	13-16	1-1	5-5	6-7	1-2	0-1
1976	16-23	0-0	9-10	2-4	4-8	1-1
<b>TOTAL</b>	<b>151-225</b>	<b>27-29</b>	<b>45-50</b>	<b>39-56</b>	<b>35-70</b>	<b>5-20</b>
<b>Playoffs</b>	<b>12-19</b>	<b>1-1</b>	<b>2-4</b>	<b>3-3</b>	<b>5-8</b>	<b>1-3</b>



## RANDY YOUNG

Center-Tackle

63

6-5, 250  
2nd Year  
Born July 4, 1954

Iowa State  
(Trade, 1977)

The Dolphins wanted another chance to develop him since he showed promise in 1976 training camp, so undisclosed draft choice was traded to Tampa Bay in February . . . 12th-round draftee of Dolphins, 338th player in 1976 . . . he played throughout preseason as Dolphins juggled 10 offensive linemen in various combinations, but he was released in final

cut Sept. 6 . . . he signed as free agent with Buccaneers Oct. 4 and appeared in eight of last 10 games at right tackle . . . intelligent and agile, he has quickness of basketball forward as he played for Coach Jack Brady on '72 state championship team at Miami Carol City High . . . defensive end at Carol City, he was nagged by injuries as three-year starter at Iowa State . . . B.A. in advertising design . . . single . . . his father is assistant dean of academics at Miami-Dade Community College South.

### A FINAL TRIBUTE



BUONICONTI



MORRALL



TWILLEY

Their contribution to pro football transcends the tackles and touchdowns of Super Bowl champions. Their impact on the Miami Dolphins was as immeasurable as their huge hearts.

Three men whose integrity was beyond reproach, whose tenacity lifted them from underdogs to consistent winners — three men whose absence is inevitable and sad:

**Nick Buoniconti** was too small to survive as an NFL linebacker. He was listed at 5-foot-11, 220 pounds, and even that was a lie. But he was so intense, so quick, and smart as a trial lawyer.

He played seven outstanding seasons with the Boston Patriots (1962-68) and was voted to the all-time American Football League team. He was traded to the Dolphins in 1969 and was named the team's Most Valuable Player.

In 1970 Coach Don Shula built a defense around the fiery Buoniconti, and the younger players followed his leadership to the playoffs five consecutive years. He was the only defensive player voted MVP by the Dolphins during the glory of the 1970s.

**Earl Morrall** defied age to the extent that in his 17th season, he won a Comeback of the Year award. His son was playing college football before Morrall hung up his spikes.

He had played with four teams over a 12-year span before he was traded to the Baltimore Colts in 1968, and that season under Coach Don Shula, Morrall tore apart NFL defenses with 2,909 yards passing and 26 touchdowns. He also beat all four of his previous teams.

So there was no hesitation for Shula when Morrall, age 38, was waived by the Colts in 1972 and claimed by the Dolphins. The quarterback insurance policy was cashed for 10 consecutive victories after Bob Griese suffered a broken leg.

Morrall passed for more than 20,000 yards before retiring at age 43. "Old Bones" was a great competitor, and more than that, he was without peer as a gentleman.


**Howard Twilley** was once described as having the look of a hayseed who would be vulnerable to the "hidden pea" trick at a carnival — yet every time, he would point to the cup which had the pea. The little Texan never looked as though he could beat you, but he always did.

He was the last of the original Dolphins, a crafty receiver whose mind was always clicking with his quarterback's. He was drafted in the 12th round although his college credentials were spectacular. He was only 5-foot-11 and slow.

But he was so precise in his pass routes and quick as a waterbug on his cuts, he caught 212 passes for 3,064 yards in 11 seasons. Fittingly, he scored the first touchdown in Super Bowl VII as the Dolphins capped a perfect season.

Twilley may recover from the ligament damage in his right knee and return to the Dolphins in 1977. But it isn't likely.

He and Buoniconti and Morrall played their last games in 1976. They will be missed but not forgotten.



A. J. Duhe (77), Flery Tiger at LSU

## 1977 DRAFTEES

**1 A. J. Duhe DT 6-4 247 Louisiana St.**

Extremely quick in rushing passer, he was seventh defensive lineman in 1977 NFL draft and 13th player over-all . . . a four-year starter at LSU, his 21st birthday was day of final game as senior . . . he averaged 72 tackles in four seasons and had 27 tackles for 133 yards in losses . . . "He is a phenomenal individual whose brains and brawn are in a dead heat." Coach Charlie McClendon says of his two-time Academic All-SEC tackle. "At the line of scrimmage, A.J. has great explosiveness" . . . Don Shula coached him at Senior Bowl where he was outstanding defender for South . . . "He thoroughly enjoys playing football, and his enthusiasm will rub off on a lot of players," Player Personnel Director Bobby Beathard said . . . in first day as Dolphin, he covered almost seven laps in Shula's 12-minute run, which was best distance ever for a lineman . . . as LSU Freshman, he helped Tigers hold Heisman Trophy winner John Cappelletti to 50 yards but lost to Penn State, 16-9, in '74 Orange Bowl Classic . . . he missed five games in '75 with sprained ankle . . . as senior, he had 84 tackles (62 primary stops) . . . he returned blocked punt 27 yards against Texas A&M in '75 . . . he speaks in Cajun dialect of French Louisiana . . . raised in Reserve, La., where he starred in East-West Louisiana All-Star game by blocking three punts . . . born Adam Joseph Jr. in New Orleans Nov. 27, 1955.

**2 Bob Baumhower DT 6-5 258 Alabama**

A rock in the Crimson Tide's defensive line for three years, he was 40th player in 1977 draft . . . he has strength and durability for interior line, and he played alongside No. 1 draftee A.J. Duhe in Senior Bowl . . . twice he made UPI's All-Southeastern Conference team . . . Dolphin coaches were impressed with his intensity . . . he could help Dolphins



DUHE



BAUMHOWER



WATSON

improve pass rush against opposing quarterbacks that include his former Alabama teammate Richard Todd of New York Jets, who was sitting with Baumhower when he received news of draft . . . he participated in 246 tackles as three-year regular for Coach Paul (Bear) Bryant, and he had 28 tackles for 135 yards in losses . . . he and Todd were on '75 Alabama team which ended school's streak of losses in bowl games by defeating Penn State, 13-6, in Sugar Bowl . . . born Robert Glenn in Portsmouth, Va., Aug. 4, 1955, he attended Palm Beach Gardens High in Florida before transferring to Tuscaloosa as senior.

**3 Mike Watson OT 6-6 272 Miami (Ohio)**

He was young giant in Redskins' offensive line with good mobility, and he should contribute as rookie because of uncertain health of veterans . . . 71st player in draft . . . he was two-year starter at left tackle, and as junior, Miami posted 11-1 record with Tangerine Bowl victory over South Carolina . . . as sophomore, Redskins were unbeaten at 10-0-1 . . . he blocked for Sherman Smith (Seattle, 1976 second round), who led Seahawks in rushing as rookie . . . he has excellent drive off line of scrimmage . . . he has looseness in right knee, but it never required surgery . . . he runs 40 yards in 5.2 seconds . . . also excellent pass blocker . . . born Michael Eugene in Clarksburg, W. Va., Oct. 27, 1955 and raised in Mansfield, Ohio, where he set school record 57-10½ in shot put at Malabar High.

**5a Mike Michel P-K 5-10 177 Stanford**

A kicker with athletic ability to play defensive safety, he was 113th player in draft and the highest-drafted Dolphin kicking prospect since 1969 . . . his long, high punts averaged 39.8 yards last season at Stanford . . . soccer-style kicker also collected 12 field goals in 27 attempts, and he set records for the longest field goals in the East-West Shrine game (49 yards) and the Blue-Gray game (44 yards) . . . as "combination" kicker, he was selected for four postseason all-star games including Hula Bowl and Japan Bowl . . . he could help in secondary with 4.7-second speed for 40 yards . . . he set record with 10 interceptions at strong safety for Ventura Junior College in '74 and was named team's Most Valuable Player . . . he teaches racquetball and can play four musical instruments — guitar, banjo, mandolin and piano . . . born Michael Walter in Ventura, Ca., Aug. 4, 1954.

**5b Leroy Harris RB 5-9½ 220 Arkansas St.**

He ranked third on the all-time Arkansas State rushing chart with 1,920 yards on 274 carries, and Player Personnel Director Bobby Beathard liked his powerful leg drive and "exceptional balance — he can really take a hit" . . . 123rd player in draft . . . as senior, he led nation with seven yards per carry, gaining 1,046 yards on 150 carries . . . he burst 85 yards for one of his 13 touchdowns last season, and he had eight 100-yard games . . . had 207-yard romp against Southwestern Louisiana in '75, he piled up 874 yards on 124 carries as junior . . . twice named All-Southland Conference . . . "The greatest big-play man in ASU history," Coach Bill Davidson said of the stocky fullback . . . he has no middle name . . . born July 3, 1954 in Savannah, Ga., where he played at Savannah High and Fort Scott (Kan.) Junior College.



MICHEL



HARRIS



HERRON



ALEXANDER



ANDERSON

**7 Bruce Herron LB 6-1½ 220 New Mexico**

Fast-pursuing defensive end in Lobos' 5-2 alignment, he has exceptional speed for pass coverage . . . 180th player in draft, he could be a sleeper like Dolphin middle linebacker Steve Towle (1975 sixth round) . . . he earned Western Athletic Conference honor in 36-30 victory over San Jose State when he blocked a punt to setup tying field goal, forced a fumble at one-yard line to setup go-ahead touchdown and had 10 unassisted tackles . . . he switched from flanker to defense as junior and had nine QB sacks for 55 yards in losses over two seasons . . . last season he participated in 78 tackles (41 primary stops) for 4-7 Lobos . . . as freshman he led team with nine catches for 145 yards and two TDs . . . born Bruce Wayne at Victoria, Tex., April 14, 1954, he was running back and basketball star at Bloomington High in Victoria.

**8 Horace Perkins CB 5-10 175 Colorado**

His outstanding speed earned nickname "Bullets" as Colorado freshman, and as trackman, he did 100 yards in 9.5 seconds . . . 207th player in draft . . . a part-time starter at cornerback behind Mike Davis, he intercepted one pass in '76 and had 15 tackles for Orange Bowl-bound Buffaloes . . . "He's great in man-for-man coverage," Player Personnel Director Bobby Beathard said of Perkins' 4.5 speed . . . he started five games in '75 and four games in '76 . . . he led Colorado freshmen in rushing as tailback in '72 with 302 yards on 32 carries but was switched to defense as sophomore . . . born in El Campo, Tex., March 15, 1954, he led El Campo High to unbeaten season in '71 against rugged Class 4-A opposition, and he scored 10 touchdowns . . . he and wife Carolyn have a son Morris (10-8-73) . . . he is working toward a degree in pharmacy, his father's occupation.

**9 Robert Turner RB 5-11 200 Oklahoma St.**

He was an impressive runner as a junior, gaining 992 yards, fourth-highest total in Oklahoma State annals . . . he suffered broken leg Oct. 16, 1976 but still rushed for almost 500 yards . . . quick and tough, he exploded into tacklers and earned nickname "Buffalo" . . . he runs 40 yards in 4.6 seconds and was good blocker for Cowboys' Terry Miller last season . . . he signed with Saskatchewan Rough Riders of Canadian Football League but was released one week before Dolphin camp opened . . . born in Wynnewood, Okla., March 6, 1954 . . . he and wife Mary (married 3-20-76) have a son Robert (12-9-76).



PERKINS




TURNER

**11 John Alexander DE 6-2½ 253 Rutgers**

An honorable mention All-America, he helped Rutgers to unbeaten 11-0 season that included four shutouts . . . 291st player in draft . . . he has quick feet, "a pass-rusher type, smart and real active," Player Personnel Director Bobby Beathard said . . . pro scouts thought he needed shoulder surgery and couldn't lift weights, but Rutgers Coach Frank Burns told Dolphins that report was untrue . . . he was classified "physically unable to perform" when he reported to '77 training camp with broken bone in left foot, and he can be restored to roster later . . . he was four-year letterman at Rutgers and started 36 straight games . . . he blocked two kicks as sophomore . . . born in Hattiesburg, Miss., Nov. 12, 1955, raised in Plainfield, N.J.

**12 Terry Anderson WR 5-9 176 Bethune-Cookman**

He was an all-purpose athlete for the Wildcats, playing wide receiver, quarterback, halfback in Wishbone and punt returner . . . 321st player in draft . . . fast and very quick . . . "He has the natural moves of a great receiver, like Nat Moore," Player Personnel Director Bobby Beathard said . . . he was recruited by Bethune-Cookman as a quarterback, but he caught winning touchdown pass in upset of Florida A&M in '73 . . . it was first triumph over Rattlers since 1952 . . . born in Eastover, S.C., Jan. 10, 1955 and raised in Boston, Mass., he was football and basketball captain at Dorchester High.



Freddie Solomon, '75 Rookie of Year

## MIAMI DOLPHIN ROOKIE AND FREE AGENT ROSTER

Player	Pos.	Ht.	Wt.	Birth	College	Residence	How Acq.
Ajello, Mike (1)	OT	6-5	250	5/23/53	Fordham	New York, N.Y.	FA
Alexander, John	DE	6-2½	250	11/12/55	Rutgers	Plainfield, N.J.	D11
Anderson, Terry	WR	5-9	182	1/10/55	Bethune-Cookman	Boston, Mass.	D12
Banna, Nazih	LB	6-2	225	11/8/51	Youngstown	Youngstown, Ohio	FA
Baumhower, Bob	DT	6-5	258	8/4/55	Alabama	Tuscaloosa, Ala.	D2
Bokamper, Kim (1)	LB	6-6	245	9/25/54	San Jose State	San Jose, Ca.	D1 ('76)
Bosarge, Wade	S	5-10½	175	9/14/55	Tulsa	Bayou la Batre, Ala.	FA
Burfi, Gary	S-CB	5-11	185	4/14/54	Arizona State	Denver, Colo.	FA
Cornelius, Charles	CB	5-9	176	7/27/52	Bethune-Cookman	Delray Beach, Fla.	FA
Dean, Fred	G	6-3	253	3/30/55	Texas Southern	Gainesville, Fla.	FA
Dixon, Luther	G	6-1	235	11/6/55	South Carolina St.	Brooklyn, N.Y.	FA
Duhe, A. J.	DT	6-4	247	11/27/55	Louisiana State	Reserve, La.	D1
Ferguson, Keith	RB	5-11	200	12/6/51	Anderson College	Miami, Fla.	FA
Groves, Adolph	RB	5-10½	212	10/19/55	Vanderbilt	Nashville, Tenn.	FA
Harris, Leroy	RB	5-9½	220	7/3/54	Arkansas State	Savannah, Ga.	FA
Herron, Bruce	LB	6-1½	220	4/14/54	New Mexico	Victoria, Tex.	D5b
Mellott, David	K	6-0	192	11/23/55	Texas Tech	San Antonio, Tex.	D7
							FA
Michel, Mike	P-K	5-10½	177	8/4/54	Stanford	Ventura, Calif.	D5a
Mucha, Jerry	WR	6-2	190	8/26/55	Eastern Michigan	Riverview, Mich.	FA
Overholt, Rod	S	6-2	190	11/2/54	Catawba	Miami, Fla.	FA
Perkins, Horace	CB	5-10	175	3/15/54	Colorado	Houston, Tex.	D8
Pesuit, Wally (1)	OT	6-4½	250	3/4/54	Kentucky	Steubenville, Ohio	FA
Reed, Greg (1)	S	6-3	185	2/22/53	Pierce Jr. College	Los Angeles, Calif.	FA
Roberson, Vern (1)	S	6-2	195	8/3/52	Grambling	Natchitoches, La.	FA
Roberts, Gerry (1)	DT	6-5	248	4/3/51	UCLA	Palm Desert, Ca.	D11 ('74)
Rogers, Glover	TE	6-3	210	3/19/54	Iowa State	Opa-Locka, Fla.	FA
Snow, Eddie (1)	RB	5-10	190	4/18/50	Texas Southern	Houston, Tex.	FA
Stansik, Jim	OT	6-4½	246	7/29/55	Eastern Michigan	Deerborne, Mich.	Trade
Thomas, Norris (1)	CB	5-11	170	5/3/54	Southern Miss	Pascagoula, Miss.	D9 ('76)
Turner, Robert	RB	5-11	200	3/6/54	Oklahoma State	Wynnewood, Okla.	D9
Vaibuena, Gary (1)	QB	6-3½	210	10/5/52	Tennessee	Huntington Beach, Ca.	D10 ('74)
Warren, Larry	DT	6-2	244	10/14/52	Alcorn State	Montgomery, Ala.	FA
Washington, Selvie (1)	WR	6-0	190	12/30/51	Wisconsin	Miami, Fla.	FA
Watson, Mike	OT	6-6	272	10/27/55	Miami (Ohio)	Mansfield, Ohio	D3
Weatherspoon, Ed (1)	CB	6-1	185	1/17/50	Arizona	Huntington Beach, Ca.	FA
Williams, Chandler (1)	WR	6-0	180	3/8/52	Lincoln University	Miami, Fla.	FA

# MIAMI DOLPHINS 1977 VETERAN ROSTER

Numerical Roster		No.	Name	Pos.	Ht.	Wt.	NFL Exp.	Birth	College	Residence	Games in '76
1	Garo Yepremian, K	40	Anderson, Dick	SS	6-2	196	9	2/10/46	Colorado	Miami, Fl.	9
10	Don Strock, QB	70	Andrews, John	DE	6-6	251	3	11/7/51	Morgan State	Miami, Fl.	14
11	Jim Del Gaizo, QB	49	Babb, Charlie	SS	6-0	190	6	2/4/50	Memphis State	Plantation, Fl.	14
12	Bob Griese, QB	47	Bachman, Ted	CB	6-0	190	2	1/19/52	New Mexico St.	Ridgecrest, Ca.	13
20	Larry Seiple, P-RB	59	Bertuca, Tony	LB	6-2	225	2	1/4/49	Chico St.	Chicago, Ill.	0
25	Tim Foley, CB-S	31	Bulaich, Norm	RB	6-1	218	8	12/25/46	Texas Christian	Bedford, Tex.	11
27	Gary Davis, RB-KR	71	Carlton, Barry	T	6-6	270	3	6/24/53	Tampa	Miami, Fl.	14
31	Norm Bulaich, RB	51	Chambers, Rusty	LB	6-1	220	3	11/10/53	Tulane	Loranger, La.	14
32	Benny Malone, RB	27	Davis, Gary	RB	5-10	202	2	9/7/54	Cal Poly (SLO)	San Luis Obispo, Ca.	14
33	Stan Winfrey, RB	11	Del Gaizo, Jim	QB	6-1	190	5	5/31/47	Tampa	Hollywood, Fl.	14
35	Clayton Heath, RB	83	Den Herder, Vern	QB	6-6	252	7	11/28/48	Central Iowa	Sioux Center, Iowa	0
36	Don Nottingham, RB	78	Drougas, Tom	DE	6-4	255	6	12/25/49	Oregon	Sun Valley, Idaho	14
40	Dick Anderson, SS	48	Ellis, Ken	T	5-11	190	8	9/27/47	Southern Univ.	Baker, La.	14
41	Jeris White, CB	75	Fernandez, Manny	S-CB	6-2	245	9	7/31/46	Utah	Miramar, Fl.	0
43	Mike Holmes, WR	50	Gordon, Larry	LB	6-0	194	7	1/22/48	Purdue	Miami Lakes, Fl.	2
45	Curtis Johnson, CB	12	Griese, Bob	QB	6-4	230	2	7/8/53	Arizona State	Phoenix, Ariz.	14
47	Ted Bachman, CB	82	Harris, Duriel	QB	6-1	190	11	2/3/45	Purdue	Coral Gables, Fl.	13
48	Ken Ellis, S-CB	35	Heath, Clayton	WR	5-11	175	2	11/27/54	New Mexico St.	Port Arthur, Tex.	12
49	Charlie Babb, SS	72	Heinz, Bob	RB	5-11	190	2	2/15/51	Wake Forest	Hempstead, N.Y.	8
50	Larry Gordon, LB	49	Hill, Winston	DT	6-6	260	3	7/25/47	Pacific	Menlo Park, Ca.	14
51	Rusty Chambers, LB	43	Holmes, Mike	OT	6-4	272	14	10/23/41	Texas Southern	Englewood, Colo.	14
		45	Johnson, Curtis	WR	6-2	193	4	11/18/50	Texas Southern	Texas City, Tex.	4
				CB	6-1	196	8	6/22/48	Toledo	Miami, Fl.	13

53	Bob Matheson, LB	57	Kolen, Mike	LB	6-2	222	7	1/31/48	Auburn	Montgomery, Ala.	0
55	Earnest Rhone, LB	67	Kuechenberg, Bob	G	6-1	252	8	10/14/47	Notre Dame	Hollywood, Ca.	10
56	Steve Towle, MLB	62	Langer, Jim	C	6-2	253	8	5/16/48	South Dakota St	Royalton, Minn.	14
57	Mike Kolen, LB	66	Little, Larry	G	6-1	265	11	11/2/45	Bethune-Cookman	Miami, Fl.	14
58	Kim Bokamper, LB	32	Malone, Benny	RB	5-10	193	4	2/3/52	Arizona State	Tempe, Ariz.	14
59	Tom Bertuca, LB	88	Mandich, Jim	TE	6-2	215	8	7/30/48	Michigan	Miami Springs, Fl.	14
62	Jim Langer, C	53	Matheson, Bob	LB	6-4	235	11	11/25/44	Duke	Hollywood, Fl.	14
63	Randy Young, C	68	McCreary, Loaird	TE	6-5	227	2	3/15/53	Tennessee St.	Atlanta, Ga.	13
64	Ed Newman, G	80	Mitchell, Melvin	TE	6-2½	260	2	2/21/53	Tennessee St.	Dallas, Tex.	14
66	Larry Little, G-T	89	Moore, Nat	G	6-2½	260	2	9/19/51	Florida	Miami, Fl.	12
67	Bob Kuechenberg, G	79	Moore, Wayne	WR	5-9	180	4	8/17/45	Lamar University	Miami, Fl.	9
68	Melvin Mitchell, G	64	Newman, Ed	T	6-7	265	8	6/4/51	Duke	Miami, Fl.	14
70	John Andrews, DE	71	Darryl Carlton, T	G	6-2	245	5	11/15/51	Kent State	Woodbury, N.Y.	14
71	Darryl Carlton, T	36	Nottingham, Don	RB	5-10	210	7	6/28/49	Henderson St.	Cooper City, Fl.	14
72	Bob Heinz, DT	55	Rhone, Earnest	LB	6-2	212	2	8/20/53	Kentucky	Ogden, Ark.	14
74	Bill Windauer, DT	20	Seiple, Larry	P-WR	6-0	214	11	2/14/45	Kentucky	Miami, Fl.	0
75	Manny Fernandez, DT	85	Smith, Barry	WR	6-1	190	5	1/15/51	Florida State	Hollywood Hills, Fl.	14
76	Tom Drougas, T	86	Solomon, Freddie	WR-KR	5-11	181	3	1/15/53	Tampa	Miami Lakes, Fl.	13
77	Wayne Moore, T	84	Stanfill, Bill	DE	6-5	252	9	1/13/47	Georgia	Miami, Fl.	10
80	Loaird McCreary, TE	10	Strock, Don	QB	6-5	203	4	11/27/50	Virginia Tech	Miami, Fl.	14
82	Durriel Harris, WR	87	Tillman, Andre	TE	6-5	230	3	11/1/52	Texas Tech	Miami, Fl.	4
83	Vern Den Herder, DE	56	Towle, Steve	MLB	6-2	233	3	10/23/53	Kansas	Miami, Fl.	14
84	Bill Stanfill, DE	41	White, Jeris	CB	5-11	180	4	9/3/52	Hawaii	Fort Lauderdale, Fl.	14
85	Barry Smith, WR	74	Windauer, Bill	DT	6-3	225	3	11/22/49	Iowa	Lauderhill, Fl.	14
86	Freddie Solomon, WR-KR	33	Winfrey, Stan	RB	5-11	243	5	2/20/53	Arkansas St.	Iowa City, Ia.	3
87	Andre Tillman, TE	1	Yepremian, Garo	K	5-8	175	11	6/2/44	None	Forrest City, Ark.	14
88	Jim Mandich, TE	63	Young, Randy	T	6-5	250	2	7/4/54	Iowa State	Miami, Fl.	14
89	Nat Moore, WR-RB										8

## ORIGIN OF THE DOLPHINS

Year	NFL Draft	Trades	Free Agents/Waivers
1967	QB Bob Griese (1) P-WR Larry Seiple (7)		
1968	SS Dick Anderson (3)		DT Manny Fernandez — fa
1969	DE Bill Stanfill (1) DT Bob Heinz (2)	RG Larry Little (from San Diego)	
1970	TE Jim Mandich (2) LCB Tim Foley (3) RCB Curtis Johnson (4) LB Mike Kolen (12)		LG Bob Kuechenberg — fa K Garo Yepremian — fa C Jim Langer — waive (from Cleveland) LT Wayne Moore — waive (from San Francisco)
1971	DE Vern Den Herder (9)	LB Bob Matheson (from Cleveland)	
1972	SS Charlie Babb (5)		
1973	QB Don Strock (5) G Ed Newman (6)	RB Don Nottingham (from Baltimore)	
1974	TE Andre Tillman (2) RB Benny Malone (3) LCB Jeris White (2) WR Nat Moore (3)		
1975	RT Darryl Carlton (1) WR Freddie Solomon (2) RB Stan Winfrey (2) MLB Steve Towle (6)	RB Norm Bulaich (from Philadelphia)	LB Earnest Rhone — fa DE John Andrews — fa LT Tom Drougas — waive (from Kansas City)
1976	LB Larry Gordon (1) LB Kim Bokamper (1) TE Loaird McCreary (2) WR Duriel Harris (3) G Melvin Mitchell (4) RB Gary Davis (6)	FS Ken Ellis (from Houston)	WR Mike Holmes — fa LB Rusty Chambers — waive (from New Orleans) RB Clayton Heath — fa CB Ted Bachman — fa
1977		WR Barry Smith (from Tampa Bay) *T Randy Young (from Tampa Bay)	QB Jim Del Gaizo — fa DT Bill Windauer — waive (from Atlanta) FS Vern Roberson — fa

\*Drafted by Dolphins in 12th round, 1976

## HISTORICAL HIGHLIGHTS

1965

- March 3 —Minneapolis lawyer Joseph Robbie meets AFL Commissioner Joe Foss in Washington, and Foss advises Robbie to apply for an expansion franchise in Miami.
- May 6 —Joseph Robbie meets Miami Mayor Robert King High to ascertain the availability of the Orange Bowl stadium, and the mayor agrees to invite the AFL to Miami.
- June 4 —Resolution 36723 of Miami City Commission directs the mayor to confer with the AFL.
- June 7 —AFL Executive Committee votes to expand in 1966 at a meeting in Monmouth Park, N.J.
- Aug. 16 —AFL awards its first expansion franchise to Joseph Robbie and television star Danny Thomas for \$7.5 million.
- Sept. 21 —Joe Thomas of Minnesota Vikings becomes Director of Player Personnel.
- Nov. —Mrs. Robert Swanson of West Miami gets two lifetime passes as winner of nickname contest. James Broome of Opa-locka was runnerup among more than 20,000 entries.
- Nov. 27 —Miami picks Kentucky QB Rick Norton and Illinois RB Jim Grabowski in first round of AFL's college draft. Tulsa WR Howard Twilley selected in 12th round.
- Dec. 16 —Miami Dolphins, Ltd., organizes as a Florida limited partnership. Joseph Robbie becomes Managing General Partner and Danny Thomas Sports, Inc., becomes the other general partner.

1966

- Jan. 15 —Miami picks 31 players from eight teams in AFL expansion draft. One of the draftees, OT Norm Evans of Houston, would play 10 seasons at right tackle.
- Jan. 29 —George Wilson becomes first head coach after eight years coaching the Detroit Lions (57-45-6 and NFL champions in 1957) and one year as a Washington assistant.
- June 8 —AFL merges into NFL with Pete Rozelle as commissioner. An AFL-NFL championship game is scheduled for the next January followed by a common draft.
- July 5 —Dolphins open first training camp at St. Petersburg Beach as 83 players report.
- Aug. 6 —Dolphins lose first preseason game, 38-10, at San Diego before 25,712 spectators.
- Aug. 7 —Training camp moves to St. Andrew's School in Boca Raton, Fla.
- Aug. 12 —Dolphins lose first preseason game at Orange Bowl, 33-0, to Kansas City before 36,366 spectators.
- Sept. 2 —Joe Auer returns opening kickoff 95 yards for Dolphin TD in first regular-season game, but Oakland wins, 23-14, at Orange Bowl before 26,776 spectators.
- Sept. 9 —Punter-quarterback George Wilson Jr. becomes first Dolphin to set a league record with 483 yards on 10 punts at Orange Bowl.
- Oct. 16 —Dolphins end string of nine losses (four in preseason) by defeating Denver, 24-7, with a George Wilson, Jr. screen pass to Billy Joe turning into a 67-yard TD. Only 23,393 spectators were at Orange Bowl.
- Oct. 23 —QB Rick Norton suffers broken jaw during third quarter of 20-13 victory at Houston, and Norton is lost for the season.



Dec. 18 —QB John Stofa passes for four TDs capped by 14-yard strike to Joe Auer with 38 seconds remaining for 29-28 victory over Houston at Orange Bowl before 20,045 spectators.

### 1967

March 14 —Miami picks Purdue QB Bob Griese in first round of common draft. Griese is the fourth player selected.

June 1 —Joseph Robbie and W.H. Keland purchase the interest of Danny Thomas and agree to equalize present holdings in Miami Dolphins, Ltd., whenever either acquired outside holdings.

June 27 —Miami and Denver complete seven-man trade that brings RB Abner Haynes to Dolphins.

July 22 —First intrasquad scrimmage in Fort Lauderdale attracts 6,112 to Lockhart Stadium.

Aug. 19 —Record crowd of 50,822 sees first interleague game which Atlanta wins, 27-17.

Sept. 17 —QB John Stofa breaks his right ankle shortly after scoring a TD, and rookie Bob Griese directs 35-21 victory over Denver at Orange Bowl. RB Abner Haynes gains 151 yards in season opener. Griese throws 68-yard TD pass to Joe Auer.

Nov. 26 —Dolphins end eight-game losing streak by defeating Buffalo, 17-14, on a fourth-down, 31-yard TD pass from Bob Griese to Howard Twilley with 1:01 remaining at Orange Bowl.

Dec. 17 —CB Dick Westmoreland scores TD with his 10th interception in 41-32 victory over Boston at Orange Bowl. Patriots RB Jim Nance gains 164 yards.

Dec. 27 —Miami trades QB John Stofa to expansion club Cincinnati for 1968 draft picks in first and second rounds.

### 1968

Jan. 30 —Miami picks Syracuse RB Larry Csonka and Indiana OT Doug Crusan in first round of draft. Csonka is the eighth player selected, Crusan 27th.

April 29 —Dolphins schedule four night games for 1968 regular season during first five weeks.

Aug. 17 —Dolphins gain first interleague victory, 23-7, over Philadelphia at Orange Bowl.

Aug. 31 —AFL-record crowd of 68,125 at Orange Bowl sees Coach Don Shula's Baltimore Colts win interleague game, 22-13. WR Jack Clancy (67 catches as rookie) injures left knee, out for season.

Oct. 7 —Rookie RB Jim Kiick gains 104 yards in 24-7 victory at Houston.

Nov. 24 —Rookie strong safety Dick Anderson returns interception 96 yards for TD in 34-10 victory over Boston at Fenway Park.

Dec. 8 —QB Bob Griese sets records of 2,473 yards, 186 completions and 21 TDs for season after directing 38-7 victory over Boston at Orange Bowl. Griese misses final game due to bruised knee.

### 1969

Jan. 28 —Miami picks Georgia DE Bill Stanfill in first round of draft, Stanfill is the 11th player selected.

March 24 —Miami obtains all-time AFL middle linebacker Nick Buoniconti from Boston in trade for QB Kim Hammond and LB John Bramlett.

May 10 —Pro football realignment for 1970 places Dolphins in AFC East with Boston, Buffalo, New York Jets and NFL's Baltimore.

May 16 —Joseph Robbie becomes majority owner of Dolphins when he is joined by five Miami businessmen in purchasing the interest of W.H. Keland.

July 2 —Miami obtains RG Larry Little, a native Miamian, from San Diego in trade for CB Mack Lamb.

Sept. 14 —QB Bob Griese passes for a record 327 yards and rookie Mercury Morris returns kickoff 105 yards for TD but Dolphins lose season opener, 27-21, at Cincinnati.

Oct. 4 —President Nixon watches Dolphins tie Oakland, 20-20, at Orange Bowl.

Oct. 26 —Dolphins notch first victory after 0-5-1 start as MLB Nick Buoniconti helps restrict rookie O.J. Simpson to 12 yards on 10 carries, 24-6 over Buffalo at Orange Bowl.

Nov. 2 —QB Bob Griese passes for four TDs but Dolphins lose, 34-31, at New York Jets.

Nov. 9 —Only 8,374 spectators brave a downpour at Boston College, and RB Larry Csonka splashes 54 yards for TD in 17-16 victory over Patriots. QB Bob Griese injures right knee, out for final five games.

### 1970

Jan. 27 —Miami obtains WR Paul Warfield from Cleveland in trade for 1970 first-round draft pick.

Feb. 1 —AFL officially merges into NFL in accordance with June 8, 1966 agreement.

Feb. 18 —Don Shula, 40, becomes head coach and vice president after seven years coaching the Baltimore Colts (71-23-4). He succeeds George Wilson after four years with Dolphins (15-39-2).

April 11 —Dolphins join scouting combine, BLESTO-V.

April 13 —NFL Commissioner Pete Rozelle gives the Dolphins' 1971 first-round draft pick to Baltimore as compensation for loss of Coach Don Shula.

April 20 —Don Shula completes coaching staff with Mike Scarry (defensive line), Monte Clark (offensive line), Bill Arnsperger (defensive coordinator), Howard Schnellenberger (offensive coordinator), Carl Taseff (offensive backs) and holdover Tom Keane (defensive backs).

April 25 —Don Shula meets 47 players for indoctrination camp at University of Miami.

July 12 —Rookies report to new training headquarters at Biscayne College in North Miami.

Aug. 10 —Dolphins cut QB Rick Norton, who signed four-year \$350,000 contract as club's first draftee in 1966.

Aug. 29 —Record crowd of 76,712 sees fourth consecutive preseason victory, 20-13, over Baltimore.

Oct. 3 —Dolphins post first-ever victory over Oakland, 20-13, as WR Paul Warfield catches two TD passes in home opener.

Oct. 10 —Dolphins post first-ever victory over New York Jets, 20-6, and QB Joe Namath (93-161 for 1,506 yards and 12 TDs in eight previous meetings).

Nov. 22 —Dolphins reverse a 35-0 loss by defeating Baltimore, 34-17, at Orange Bowl as free safety Jake Scott returns punt 77 yards for TD.

Nov. 30 —Dolphins win first appearance on Monday night TV, 20-7, over Atlanta at Orange Bowl and win six more times without a loss in five-year period.

Dec. 20 —Dolphins extend winning streak to six games and clinch playoff berth with 45-7 victory over Buffalo at Orange Bowl.

Dec. 27 —Dolphins lose AFC semifinal playoff on muddy field, 21-14, at Oakland.

### 1971

April 9 —Former University of Miami All-American QB George Mira signs as free agent.

Sept. 1 —Miami obtains LB Bob Matheson from Cleveland in trade for 1972 second-round pick and Matheson later becomes key to the "53 Defense."

Oct. 17 —QB Bob Griese sets NFL record with three consecutive passes for TDs in first quarter of 41-3 victory over New England at Orange Bowl.

- Nov. 7 —Dolphins post first-ever shutout, 34-0, over Buffalo at Orange Bowl although the Bills gained 364 yards.
- Nov. 14 —QB Bob Griese, despite illness, rallies Dolphins from 21-3 deficit to a 24-21 victory over Pittsburgh at Orange Bowl with record 86-yard TD pass to Paul Warfield and record 73-yard punt by Larry Seiple.
- Nov. 29 —Dolphins win record eighth straight game, 34-3, over Chicago at Orange Bowl.
- Dec. 19 —Record regular-season crowd of 74,215 paid sees Dolphins win AFC East title by defeating Green Bay, 27-6, RB Larry Csonka becomes club's first 1,000-yard rusher with 1,051 yards, and placekicker Garo Yepremian leads NFL with 117 points.
- Dec. 25 —Dolphins win longest game (82 minutes, 40 seconds) in pro football history, 27-24, at Kansas City as Garo Yepremian kicks 37-yard field goal in second overtime of AFC semifinal playoff.

### 1972

- Jan. 2 —Dolphins stymie Baltimore, 21-0, for first AFC Championship before 78,629 spectators at Orange Bowl. Colts are scoreless for first time in 97 games and strong safety Dick Anderson returns interception 62 yards for clinching TD.
- Jan. 16 —Dallas rushes for 252 yards in defeating Dolphins, 24-7, in Super Bowl VI before 81,035 spectators at Tulane Stadium, New Orleans.
- Feb. 21 —Bobby Beathard, 35, becomes Director of Player Personnel.
- April 25 —Dolphins claim 16-year pro QB Earl Morrall, 38, on waivers from Baltimore.
- Sept. 17 —Dolphins win first NFL regular-season game played at Arrowhead Stadium, 20-10, over Kansas City before 79,829 spectators.
- Oct. 1 —Dolphins end season ticket sale at record 69,303.
- Oct. 15 —QB Earl Morrall replaces injured Bob Griese (broken right leg, dislocated ankle) at Orange Bowl and finishes 24-10 victory over San Diego for 5-0 record.
- Oct. 22 —Garo Yepremian kicks longest field goal (54 yards) of career in 24-23 victory over Buffalo at Orange Bowl.
- Nov. 12 —Don Shula becomes first NFL coach to win 100 games in 10 seasons as Dolphins smother New England, 52-0, with 501 total yards at Orange Bowl.
- Dec. 16 —Dolphins achieve NFL's first 14-0 regular-season record and break NFL rushing record with 2,960 yards by defeating Baltimore, 16-0, at Orange Bowl.
- Dec. 31 —QB Bob Griese returns to lineup after 10-game absence, and Dolphins repeat AFC Championship, 21-17, at Pittsburgh.

### 1973

- Jan. 14 —Dolphins cap a perfect season in Super Bowl VII at Los Angeles by defeating Washington, 14-7, for NFL's first unbeaten, untied record. A 28-yard TD pass from Bob Griese to Howard Twilley and interceptions by LB Nick Buoniconti and S Jake Scott are key plays.
- Feb. 14 —Offensive coordinator Howard Schnellenberger, 39, becomes head coach of the Baltimore Colts.
- April 18 —Dolphins surpass NFL record with 74,961 season ticket sales. Kansas City held old record of 72,885 in 1972.
- Sept. 30 —RB Mercury Morris sets single-game rushing record of 197 yards on 15 carries with three TDs (24, 70, 35) against New England, 44-23, at Orange Bowl.
- Nov. 11 —Dolphins shut out Baltimore for fourth consecutive time, 44-0, as CB Tim Foley returns two blocked punts for TDs at Orange Bowl.

- Dec. 15 —WR Paul Warfield catches four TD passes (21, 7, 16, 4) from Bob Griese in first half of 34-7 victory over Detroit at Orange Bowl. Dolphins compile best two-year record (26-2) in NFL history.
- Dec. 18 —Don Shula signs Dolphin coaching contract through 1977.
- Dec. 30 —Dolphins rush for 266 yards in defeating Oakland, 27-10, for unprecedented third straight AFC Championship at Orange Bowl.

### 1974

- Jan. 13 —Dolphins overpower Minnesota, 24-7, in Super Bowl VIII at Rice Stadium in Houston for second consecutive NFL Championship. RB Larry Csonka gains 145 yards on 33 carries and Dolphins out-score three playoff foes, 85-33.
- Jan. 16 —Defensive coordinator Bill Arnsparger, 47, becomes head coach of the New York Giants.
- Jan. 20 —Garo Yepremian kicks five field goals for AFC including 42-yarder with 21 seconds remaining for 15-13 victory in Pro Bowl at Kansas City.
- March 31 —RB Larry Csonka, WR Paul Warfield and RB Jim Kiick sign \$3.3 million package deal in Toronto to play for John Bassett in World Football League.
- July 1 —NFL Players Association declares strike. Dolphin Managing General Partner Joseph Robbie charges NFLPA with "search and destroy" mission.
- July 10 —Chicago Tribune Charities cancels July 26 College All-Star Game with Dolphins due to strike.
- July 17 —Seven veterans cross picket line: C Jim Langer, S Jake Scott, TE Jim Mandich, LB Bob Matheson, QB Earl Morrall and RBs Don Nottingham and Mercury Morris.
- Aug. 14 —Strike ends after seven weeks.
- Nov. 17 —Dolphins outlast Buffalo, 35-28, at Orange Bowl on 23-yard TD by Don Nottingham with 19 seconds remaining; third time in season that Dolphins score winning points with less than 20 seconds to play.
- Dec. 2 —RB Larry Csonka gains 100 yards for 15th time with 123 yards in 24-3 victory over Cincinnati at Orange Bowl; seventh consecutive win on Monday night TV.
- Dec. 15 —Dolphins rally from 24-point deficit to defeat New England, 34-27, for 31st consecutive victory (excluding preseason) at Orange Bowl. QB Earl Morrall passes for 288 yards and Miami closes with 11-3 record.
- Dec. 21 —Oakland spoils Dolphins' bid for third consecutive NFL Championship, 28-26, in AFC semifinal at Oakland on 8-yard TD pass from Ken Stabler to Clarence Davis with 26 seconds remaining.

### 1975

- Jan. 31 —Howard Schnellenberger rejoins Dolphin staff as coach of receivers and passing game.
- Feb. 26 —Director of Pro Scouting Pat Peppler becomes general manager of Atlanta Falcons.
- March 1 —George Young, 44, becomes Director of Pro Scouting after seven years in Baltimore Colts' organization.
- July 9 —Miami obtains RB Norm Bulaich from Philadelphia in trade for 1976 fourth-round draft pick.
- Sept. 22 —Winning streak at Orange Bowl stops at 31 games after 31-21 loss to Oakland.
- Oct. 19 —Dolphins intercept Jets' QB Joe Namath six times in 43-0 victory at New York.
- Oct. 22 —World Football League folds after losing \$30 million, but three ex-Dolphins still under contract to John Bassett.

- Nov. 23 —QB Bob Griese suffers torn tendons in right foot during third quarter of 33-17 loss to Baltimore at Orange Bowl.
- Dec. 7 —Third-string QB Don Strock directs 31-21 victory over Buffalo at Orange Bowl for 12th consecutive victory over Bills.
- Dec. 14 —Dolphins suffer 10-7 loss in overtime at Baltimore on 31-yard FG by Toni Linhart.

### 1976

- Jan. 13 —Offensive line coach Monte Clark, 39, becomes head coach of the San Francisco 49ers, but he is surprisingly fired after an 8-6 season.
- Jan. 16 —John Sandusky, 50, becomes offensive line coach after three seasons with Philadelphia and 14 years (1959-72) with Baltimore.
- Jan. 22 —Prescription Athletic Turf (grass) approved for Orange Bowl stadium, at a cost of \$244,500.
- March 30 —Seattle selects Dolphin original OT Norm Evans in expansion draft; Tampa Bay selects LBs Bruce Elia and Doug Swift, who retires to enter medical school.
- April 6 —Joseph Robbie rejects \$2-million contract proposal by RB Larry Csonka and agent Ed Keating. Csonka signs the next day with New York Giants.
- June 29 —R.J. McNulty Company of Minneapolis, commissioned by Joseph Robbie, reveals plans for chairback 70,000-seat stadium and lighted 20,000 parking spaces for \$26.5 million.
- Sept. 4 —Dolphins complete perfect (6-0) preseason with 20-7 victory at New Orleans.
- Sept. 26 —Dolphins face QB Joe Namath of New York Jets for last time and post 16-0 shutout at Orange Bowl.
- Oct. 3 —Dolphins and Los Angeles Rams engage in record 912-yard offensive show, and Rams QB James Harris passes for 436 yards in 31-28 triumph at Orange Bowl.
- Oct. 17 —WR Howard Twilley, last of Dolphin originals, surpasses 3,000 career yards with eight catches for 104 yards in 20-17 overtime loss to Kansas City at Orange Bowl.
- Oct. 27 —Bill Arnsparger rejoins Dolphins as assistant head coach two days after being fired by New York Giants (0-7).
- Dec. 5 —WR Freddie Solomon gains 252 yards in three-TD spectacular that includes record 79-yard punt return, 53-yard pass play and 59-yard flanker reverse in 45-27 victory (14th straight in seven years) over Buffalo Bills at Orange Bowl.

### 1977

- Jan. 28 —City of Miami's "emergency" ordinance for stadium rental declared unconstitutional by Circuit Judge Rhea Grossman.
- March 14 —Dolphins agree to 10-year lease for use of Orange Bowl with three-year cancellation notice. New lease doubles rent to \$45,000 per game but is less than City of Miami's proposed 10 per cent of gross ticket sales.
- April 18 —Broward County commissioners consider McNulty plans for new stadium but require more study of costs for off-site improvements.
- May 2 —QB Earl Morrall, 43, who spent his last five of 21 seasons with the Dolphins, retires from football. Morrall passed for 20,809 career yards and guided Dolphins through most of undefeated 1972 season.
- May 3 —Miami picks Louisiana State DT Adam (A.J.) Duhe in first round of draft. Duhe is 13th player selected and seventh defensive lineman.

## MIAMI DOLPHINS ALL-TIME ROSTER (1966-1976)

### HEAD COACHES

George Wilson — Northwestern	66-69
Don Shula — John Carroll	70-77

### ASSISTANT COACHES

Arnsparger, Bill — Miami, Ohio	70-73, 76-77	McPeak, Bill — Pittsburgh	73-74
Bingham, Les — Illinois	66-69	Pellegrini, Bob — Maryland	66-67
Clark, Monte — Southern Cal	70-75	Sandusky, John — Villanova	76-77
Costello, Vince — Ohio U	74	Scarry, Mike — Waynesburg	70-77
Doll, Don — Southern Cal	75-76	Schneiker, Bob — Bowling Green	74
Heffler, Ernie — Duquesne	66-69	Schnellenberger, Howard — Kentucky	70-72, 75-77
Idzik, John — Maryland	66-69	Taseff, Carl — John Carroll	70-77
Keane, Tom — West Virginia	66-77	Walston, Bobby — Georgia	66-67

### PLAYERS ON ACTIVE ROSTER

Anderson, Dick (S) Colorado	68-75	Dennery, Mike (LB)	
Andrews, John (DE) Morgan St	75-76	Southern Miss	76
Auer, Joe (RB) Georgia Tech	66-67	Dotson, Al (DT) Grambling	66
Babb, Charlie (S) Memphis St	72-76	Drougas, Tom (T/G) Oregon	75-76
Bachman, Ted (CB) N Mex St	76	Dunaway, Jim (DT) Mississippi	72
Baker, Mel (WR) Texas So	74	Edmunds, Randall (LB)	
Ball, Larry (LB) Louisville	72-74	Georgia Tech	68-69
Bannon, Bruce (LB) Penn St	73-74	Elia, Bruce (MLB) Ohio State	75
Barber, Rudy (LB)		Ellis, Ken (CB) Southern	76
Bethune-Cookman	68	Emanuel, Frank (LB) Tenn	66-69
Barnes, Rodrigo (LB) Rice	75	Eriandson, Tom (LB) Wash. St	66-67
Beier, Tom (S) Miami, Fla	67, 69	Evans, Norm (T) TCU	66-75
Berger, Ron (DE) Wayne State	73	Faison, Earl (DE) Indiana	66
Boutwell, Tom (QB) S. Miss	69	Farley, Dale (LB) W. Virginia	71
Boynton, John (T) Tennessee	69	Fernandez, Manny (DE) Utah	68-75
Bramlett, John (LB)		Fleming, Marv (TE) Utah	70-74
Memphis St	67-68	Foley, Tim (CB) Purdue	70-76
Branch, Mel (DE) La. St	66-68	Fowler, Charlie (G) Houston	67-68
Briscoe, Marlin (WR) Omaha	72-74	Funchess, Tom (T) Jackson St	74
Brown, Dean (S) Ft. Valley St	70	Gilchrist, Cookie (RB) None	66
Brownlee, Claude (DE) Benedict	67	Ginn, Hubert (RB) Fla. A&M	70-75
Bruggers, Bob (LB) Minnesota	66-68	Goode, Irv (C-G) Kentucky	73-74
Bulaich, Norm (RB) TCU	75-76	Goode, Tom (C) Miss. State	66-69
Buoniconti, Nick (LB)		Gordon, Larry (LB) Ariz. St	76
Notre Dame	69-74, 76	Grady, Garry (S) E. Mich	69
Canale, Whit (DE) Tennessee	66	Griese, Bob (QB) Purdue	67-76
Carlton, Darryl (T) Tampa	75-76	Hammond, Kim (QB) Fla. St	68
Carpenter, Preston (TE) Ark	66	Harper, Jack (RB) Florida	67-68
Casares, Rick (RB) Florida	66	Harris, Durief (WR) N Mex St	76
Chesser, George (RB)		Haynes, Abner (RB) N. Tex. St	67
Delta St	66-67	Heinz, Bob (DT) Pacific	69-74, 76
Clancy, Jack (WR) Michigan	67-69	Heath, Clayton (RB)	
Cole, Terry (RB) Indiana	71	Wake Forest	76
Cooke, Ed (DE) Maryland	66-67	Higgins, Jim (G) Xavier	66
Cornish, Frank (DT)		Hill, Barry (S) Iowa State	75-76
Grambling	70-71	Hill, Ike (WR) Catawba	76
Cox, Jim (TE) Miami, Fla	68	Hines, Jimmy (WR) Texas So	69
Cronin, Bill (TE) Boston College	66	Holmes, John (DE) Fla. A&M	66
Crowder, Randy (DT)		Holmes, Mike (WR) Texas So	76
Penn St	74-76	Hopkins, Jerry (LB) Tex. A&M	67-68
Crusan, Doug (T) Indiana	68-74	Howell, Mike (DB) Grambling	72
Csonka, Larry (RB) Syracuse	68-74	Hudock, Mike (C) Miami, Fla	66
Current, Mike (T) Ohio State	67	Hunter, Billy (RB) Syracuse	66
Darnall, Bill (WR) N. Carolina	68-69	Jackson, Frank (WR) SMU	66-67
Davis, Gary (RB)		Jacobs, Ray (DT)	
Cal Poly, SLO	76	Howard Payne	67-68
Davis, Ted (LB) Georgia Tech	70	Jaquess, Pete (DB)	
DeMarco, Bob (C) Dayton	70-71	E. New Mex	66-67
DelGarzo, Jim (QB) Tampa	72, 75	Jenkins, Al (T) Tulsa	72
Den Herder, Vern (DE)		Jenkins, Ed (RB) Holy Cross	72
Central Iowa	71-76	Joe, Billy (RB) Villanova	66

Johnson, Curtis (CB) Toledo ... 70-76  
 Joswick, Bob (DE) Tulsa ... 68-69  
 Keating, Bill (DT) Michigan ... 67  
 Keyes, Jimmy (LB-K) Miss ... 68-69  
 Kick, Jim (RB) Wyoming ... 68-74  
 King, Howard (G-C)  
 Cal St-LA ... 72-73  
 Kocourek, Dave (TE) Wisconsin ... 66  
 Kolen, Mike (LB) Auburn ... 70-75  
 Kremser, Karl (K) Tennessee ... 69-70  
 Kuechenberg, Bob (G) N. Dame 70-76  
 Lamb, Mack (CB) Tenn A&I ... 67-68  
 Langer, Jim (G) S. Dak. St ... 71-76  
 Leigh, Charles (RB) None ... 71-73  
 Little, Larry (G)  
 Bethune-Cookman ... 69-76  
 Lothridge, Billy (P) Ga. Tech ... 72  
 Lusleg, Booth (K) Connecticut ... 67  
 Malone, Benny (RB) Ariz. St ... 74-76  
 Mandich, Jim (TE) Michigan ... 70-76  
 Mass, Wayne (T) Clemson ... 71  
 Matheson, Bob (LB) Duke ... 71-76  
 Matthews, Wes (WR) NE Okla ... 66  
 Mauck, Carl (C) So. Illinois ... 70  
 McBride, Norm (DE) Utah ... 69-70  
 McCreary, Loaird (TE)  
 Tennessee St ... 76  
 McCullers, Dale (LB) Fla. St ... 69  
 McDaniel, Wahoo (LB) Okla ... 66-68  
 McFarland, Jim (TE) Nebraska ... 75  
 McGeever, John (S) Auburn ... 66  
 Merlens, Jim (TE) Fairmont St ... 69  
 Milton, Gene (WR) Fla. A&M ... 68-69  
 Mingo, Gene (K) None ... 66-67  
 Mira, George (QB) Miami, Fla ... 71  
 Mitchell, Melvin (G) Tenn St ... 76  
 Mitchell, Stan (RB) Tennessee ... 66-70  
 Moore, Maully (DT)  
 Bethune-Cookman ... 72-74  
 Moore, Nat (WR) Florida ... 74-76  
 Moore, Wayne (T) Lamar Univ ... 70-76  
 Moreau, Doug (TE) La. St ... 66-69  
 Morrall, Earl (QB) Mich. St ... 72-76  
 Morris, Mercury (RB)  
 W. Tex. St ... 69-75  
 Mumphord, Lloyd (CB) Tex. So ... 69-74  
 Nelf, Bob (S)  
 Stephen F. Austin ... 66-68  
 Neighbors, Billy (G) Alabama ... 66-69  
 Newman, Ed (G) Duke ... 73-76  
 Noonan, Tom (DT) Miami, Ohio ... 66-68  
 Noonan, Karl (WR) Iowa ... 66-71  
 Norton, Rick (QB) Kentucky ... 66-69  
 Nottingham, Don (RB) Kent State ... 73-76  
 Owens, Morris (WR) Ariz. St ... 75-76  
 Palmer, Dick (LB) Kentucky ... 70  
 Park, Ernie (G) McMurry ... 66  
 Pearson, Willie (CB) N.C. A&T ... 69  
 Petrella, Bob (S) Tennessee ... 66-71  
 Powell, Jesse (LB) W. Tex. St ... 69-73

Price, Sam (RB) Illinois ... 66-68  
 Pryor, Barry (RB) Boston U ... 69-70  
 Pyburn, Jack (T) Texas A&M ... 67-68  
 Rather, Bo (WR) Michigan ... 73  
 Reese, Don (DT) Jackson St ... 74-76  
 Rhone, Earnest (LB) Henderson ... 75  
 Rice, Ken (G) Auburn ... 66-67  
 Richardson, Jeff (T) Mich. St ... 69  
 Richardson, John (DT) UCLA ... 67-71  
 Richardson, Willie (WR)  
 Jackson St ... 70  
 Riley, Jim (DE) Oklahoma ... 67-71  
 Roberson, Bo (WR) Cornell ... 66  
 Roberts, Archie (QB) Columbia ... 67  
 Roderick, John (WR) SMU ... 66-67  
 Rudolph, Jack (LB) Ga. Tech ... 66  
 Saller, Bryant (S) Pitt ... 70-76  
 Scott, Jake (S) Georgia ... 70-75  
 Seiple, Larry (P) Kentucky ... 67-76  
 Selfridge, Andy (LB) Virginia ... 76  
 Sellers, Ron (WR) Florida St ... 73  
 Smith, Tom (RB) Miami, Fla ... 73  
 Solomon, Freddie (WR) Tampa ... 75-76  
 Speyer, Cotton (WR) Texas ... 75  
 Stanfill, Bill (DE) Georgia ... 69-76  
 Stofa, John (QB) Buffalo ... 66-67, 69-70  
 Stowe, Otto (WR) Iowa State ... 71-72  
 Strock, Don (QB) Va. Tech ... 73-76  
 Stuckey, Henry (CB) Missouri ... 72-74  
 Swift, Doug (LB) Amherst ... 70-75  
 Thornton, Jack (LB) Auburn ... 66  
 Tillman, Andre (TE) Tex. Tech ... 74-76  
 Torozon, Laverne (DE) Nebraska ... 66  
 Towle, Steve (LB) Kansas ... 75-76  
 Tucker, Gary (RB) Chattanooga ... 68  
 Twilley, Howard (WR) Tulsa ... 66-76  
 Urbaneck, Jim (DT) Miss ... 68  
 Wade, Charley (WR) Tenn St ... 73  
 Wantland, Hal (TE) Tenn ... 66  
 Warfield, Paul (WR) Ohio State ... 70-74  
 Warren, Jimmy (CB) Illinois ... 66-69  
 Washington, Dick (DB)  
 Bethune-Cookman ... 68  
 Weisacosky, Ed (LB) Miami, Fla ... 68-70  
 West, Willie (S) Oregon ... 66-68  
 Westmoreland, Dick (CB)  
 N.C. A&T ... 66-69  
 White, Jeris (CB) Hawaii ... 74-76  
 Wickert, Tom (T) Wash. State ... 74  
 Williams, Maxie (G-T) SE La ... 66-70  
 Wilson, George, Jr. (QB) Xavier ... 66  
 Windauer, Bill (DT) Iowa ... 75  
 Winfrey, Stan (RB) Ark St ... 75-76  
 Wood, Dick (QB) Auburn ... 66  
 Woods, Larry (DT) Tenn. State ... 73  
 Woodson, Fred (G) Fla. A&M ... 67-69  
 Yepremian, Garo (K) None ... 70-76  
 Young, Willie (T) Alcorn A&M ... 73  
 Zecher, Rich (DT) Utah State ... 66-67

## ALL-TIME DRAFT CHOICES

(Bold face indicates Active Roster)

1966 DRAFT CHOICES (11-27-65)			
No.	Name	Pos.	College
1a	x-Jim Grabowski	RB	Illinois
1b	Rick Norton	QB	Kentucky
2	Frank Emanuel	LB	Tennessee
3	x-Larry Gagner	G	Florida
4	x-Dick Leffridge	LB	West Virginia
5	Ed Weisacosky	DT	Miss. St.
6	x-Don Hansen	LB	Miami (Fla.)
7	Bob Patrella	S	Illinois
8	x-Bill Matan	S	Tennessee
9	x-Pat Killiron	DE	Kansas St.
10		C	Syracuse

### FROM NEW ENGLAND

Eddie Wilson	QB	Arizona
Billy Neighbors	G	Alabama
Ross O'Hanley	LB	Boston College
Jack Rudolph	LB	Georgia Tech

### FROM BUFFALO

Billy Joe	FB	Villanova
Bo Roberson	WR	Cornell
Jim Davidson	OT	Ohio State
Howard Simpson	DT	Auburn

### FROM DENVER

John McGeever	S	Auburn
Ed Cooke	S	Maryland
Tom Erlandson	LB	Washington St.
Tom Nomina	DT	Miami (Ohio)

### FROM HOUSTON

Norm Evans	OT	Texas Christian
Tom Gooch	OT	Miss. State
Jack Spikes	FB	Texas Christian
Maxie Williams	OT	SE Louisiana

### 1966 EXPANSION DRAFT

#### FROM KANSAS CITY

Al Dalton	DT	Grambling
Mal Branch	DE	Louisiana St.
Frank Jackson	WR	SMU
Ron Caveness	LB	Arkansas

#### FROM NEW YORK JETS

Wahoo McDaniel	LB	Oklahoma
Willie West	S	Oregon
Mike Hudock	C	Miami (Fla.)
LaVerne Torczon	DE	Nebraska

#### FROM OAKLAND

Rich Zecher	DT	Utah State
Dick Wood	QB	Auburn
Ken Rice	G	Auburn
Gene Mingo	K	None

#### FROM SAN DIEGO

Dave Kocourek	TE	Wiscconsin
Ernie Park	OT	McMurry
Jimmy Warren	CB	Illinois
Dick Westmoreland	CB	N.C. A & T

### 1966 REDSHIRT DRAFT

1 John Roderick	WR	SMU	7 Don Williams	DE	Wofford
2 Harold Fultford	WR	Auburn	8 Jon Brittenum	QB	Arkansas
3 Jack Clancy	WR	Michigan	9 x-Craig Baynham	WR	Georgia Tech
4 x-Jim Markins	RB	Florida St.	10 x-Randy Winkler	OT	Tarleton State
5 x-Fritz Greenlee	TE	Arizona	11 Kai Anderson	C	Illinois

### 1967 DRAFT CHOICES

1 Bob Gleese	QB	Purdue	10 Tom Belfer	S	Miami (Fla.)
2 Jim Riley	DT	Oklahoma	11 Jack Pyburn	OT	Texas A & M
3 TO DENVER for Cookie Gichrist	DE	Yale	12 Jim Whitaker	LB	South Carolina
4 Bob Greenlee	DE	Yale	13 Tom Pacione	CB	Missouri
5a TO DENVER for Cookie Gichrist	RB	Chattanooga	14 TO BUFFALO for George Wilson Jr.	CB	Kent State
5b x-Gary Tucker	TE	Washington St.	15 Charlie Spikes	LB	Youngstown
6 Bud Norris	TE	Kentucky	16 Maurice Calhoun	RB	Central Ohio
7 Larry Seale	TE	UCLA	17 Larry Kissam	OT	Florida St.

### 1968 DRAFT CHOICES

1a Larry Caonka	RB	Syracuse	8a TO NEW YORK for Archie Roberts	Pos.	College
1b Doug Crusan	OT	Indiana	8b Randall Edmunds	LB	Georgia Tech
(from Cincinnati for John Stofa)	LB-K	Mississippi	(from Oakland for Dave Kocourek)		
2a Jim Keyes	TE	Miami (Fla.)	9a Sam McDowell	OT	SW Missouri
2b Jim Cox	S	Colorado	y-Tom Pacione	CB	Houston
3a Jim Urbaneck	DT	Mississippi	(from Houston for Billy Anderson)		
3b Dick Anderson	G	Notre Dame	10 Joe Mirto	OT	Miami (Fla.)
(from San Diego for Jon Brittenum)			11 Cornelius Cooper	DE	Prairie View
4 TO DENVER for John Bramlett	RB	Wyoming	12 Paul Paxton	OT	Akron U.
5 Jim Kluck	QB	Florida St.	13 Bob Joswick	DE	Tulsa
6a Kim Hammond	QB	Florida St.	14 Ray Blunk	TE	Xavier
(from Denver in 7-man deal)			15 Ken Corbin	LB	Miami (Fla.)
6b x-Jimmy Hines	WR	Texas Southern	16 Henry Silt	DT	Bethune-Cook
7 x-John Boynton	OT	Tennessee	17 Bill Nemeth	C	Arizona

### 1969 DRAFT CHOICES

1 Bill Stanfill	DE	Georgia	8 Bruce Weinstein	TE	Yale
2 Bob Heinz	DT	Univ Pacific	9 Jesse Powell	LB	West Texas St.
3 Mercury Morris	RB	West Texas St.	10 Jim Mertens	TE	Fairmont St.
4 Norm McBride	LB	Utah	11 Mike Bardis	DT	N D St.
5a Willie Pearson	WR	N.C. A & T	12 Dale McCullers	LB	Florida St.
5b Karl Kremer	K	Tennessee	13 Amos Ayers	RB	Ark. A&M
(from Oakland for John Roderick)			14 Glynn Thompson	DT	Troy State
6 Ed Tuck	G	Notre Dame	15 Chick McGeehan	WR	Tennessee
7a John Egan	C	Boston College	16 Lloyd Mumphord	CB	Texas Southern
7b John Kulka	G	Penn State	17 Tom Kralman	DE	Xavier

**1970 DRAFT CHOICES**

No.	Name	Pos.	College	No.	Name	Pos.	College
1	TO CLEVELAND for Paul Warfield			10	Dick Nittinger	G	Tampa
2	Jim Mandich	TE	Michigan	11	Brownie Wholesale	OT	Rice
3	Tim Foley	CB	Purdue	12	Mike Kolan	LB	Auburn
4	Curtis Johnson	CB	Toledo	13	Dave Buddington	RB	Springfield
5	TO NEW ENGLAND in Buoniconti deal			14	Gary Brackett	G	Holy Cross
6	Dave Campbell	DE	Auburn	15	Pat Hauser	WR	East Tenn
7	Jake Scott	S	Georgia	16	Charles Williams	WR	Tennessee St
8	Narvel Chavers	RB	Jackson St.	17	George Myles	DT	Morris Brown
9	Hubert Ginn	RB	Florida A & M				

**1971 DRAFT CHOICES**

No.	Name	Pos.	College	No.	Name	Pos.	College
1	TO BALTIMORE for Don Shula			10	Ron Maree	DT	Purdue
2	Otto Stowe	WR	Iowa State	11	Vic Surma	OT	Penn State
3	Dale Farley	CB	West Virginia	12	Leroy Byars	RB	Alcorn A & M
4	x-Joe Theismann	QB	Notre Dame	13	Lonnie Hepburn	CB	Texas Southern
5	TO PITTSBURGH for Willie Richardson			14	David Vaughan	TE	Memphis St.
6	Dennis Coleman	LB	Mississippi	15	Bob Richards	TE	California
7	Ron Dickerson	CB	Kansas St.	16	Chris Myers	WR	Kenyon
8	TO PITTSBURGH for Bob DeMarco			17	Cur Mark	LB	Mayville St.
9	Vern Dan Herder	DE	Central Iowa				

**1972 DRAFT CHOICES**

No.	Name	Pos.	College	No.	Name	Pos.	College
1	x-Mike Kadish	DT	Notre Dame	8	Craig Curry	QB	Minnesota
2	TO CLEVELAND for Bob Matheson			9	Greg Johnson	CB	Wisconsin
3	Gary Kosins	RB	Dayton	10	TO HOUSTON for Russell Price		
4a	Larry Ball	DE	Louisville	11	Ed Jenkins	WR	Holy Cross
4b	Al Benton	OT	Ohio Univ	12	Ashley Bell	TE	Purdue
5	Charlie Babb	S	Memphis St.	13	Archy Robinson	CB	Hillsdale
6	y-Ray Nettles	LB	Tennessee	14	Willie Jones	LB	Tampa
7a	Bill Adams	G	Holy Cross	15	Bill Davis	DT	Wn & Mary
7b	Calvin Harrell	RB	Arkansas St.	16	Al Hannah	WR	Wisconsin
7c	x-Taxi Squad '72			17	Vern Brown	S	Western Mich

**1973 DRAFT CHOICES**

No.	Name	Pos.	College	No.	Name	Pos.	College
1	TO BUFFALO for Marlin Briscoe			7d	Tom Smith	RB	Miami (Fla.)
2	x-Chuck Bradley	C	Oregon	8	Archie Pearson	DE	NE Oklahoma
3	Leon Gra	OT	Jackson State	9	Karl Lorch	DE	Southern Cal
4	Bo Rafter	WR	Michigan	10	Ron Fernandes	DE	Eastern Mich
5a	Don Strock	QB	Virginia Tech	11	Chris Cole	WR	Boston College
5b	Dave McCurry	CB	Iowa State	12	Mike Mullen	LB	Tulane
6	Ed Newman	DT	Duke	13	Joe Booker	RB	Miami (Ohio)
7a	Kevin Reilly	LB	Villanova	14	Greg Boyd	RB	Arizona
7b	Ben Shephard	RB	Ark Tech	15	Bill Palmer	TE	St Thomas
7c	Willie Hatter	WR	N Illinois	16	James Jackson	DE	Norfolk St
7d	(from Cleveland for Bob DeMarco)			17	Charley Wade	WR	Tennessee St

**1974 DRAFT CHOICES**

No.	Name	Pos.	College	No.	Name	Pos.	College
1	Don Reese	DE	Jackson St	7b	Joe Sullivan	OT	Boston College
2a	y-Andra Tillman	TE	Texas Tech	8	Mal Baker	WR	Texas Southern
2b	(from G-Bay for Jim Del Gaizo)			9a	Tom Wickert	OT	Washington St
3	Benny Malone	RB	Arizona State	9b	x-Bob Lilly	LB	Cornell
3c	Jerie White	CB	Hawaii	10	x-Gary Valtuona	QB	Tennessee
4	Nat Moore	WR	Florida	11	Gerry Roberts	S	Florida
5	x-Bill Stevenson	DT	Drake	12	Jerry Roberts	RB	Wake Forest
6	x-Cleveland Vann	LB	Oklahoma St	13	Sam Johnson	CB	Arizona State
6a	Randy Crowder	DT	Penn State	14	Larry Cates	RB	Western Mich
6b	(from Balt. in Hubert Ginn deal)			15	Jesse Wolf	DT	Prairie View
7a	x-Bob Wolfe	OT	Nebraska	16	Ken Dickerson	CB	Tuskegee
7b	Carl Swierc	WR	Rice				
7c	(from New Orleans for Jeff White)						

**1975 DRAFT CHOICES**

No.	Name	Pos.	College	No.	Name	Pos.	College
1	Darryl Carlton	OT	Tampa	10a	Clyde Russell	RB	Oklahoma
2a	Freddie Solomon	WR	Tampa	10b	(from Chicago for Charley Wade)		
2b	(from G-Bay for Jim Del Gaizo)			10c	Joe Danelo	K	Washington St
2c	Stan Winfrey	RB	Arkansas St	11	John Dilworth	CB	NW Louisiana St
3	Gerald Hill	LB	Houston	12	Joe Yancey	OT	Henderson St
4	Bruce Ellis	LB	Ohio State	13	Leonard Isabel	WR	Tulsa
5a	Morris Owens	WR	Arizona St	14a	James Lewis	CB	Tennessee St
5b	Berry Hill	S	Iowa State	14b	Jack Graham	QB	Colorado St
5c	Steve Towle	LB	Kansas	15	Skip Johns	LB	Georgia
6b	TO NEW YORK JETS for Larry Moore			16	Vernon Smith	RB	Carson-Newman
7	Philip Kent	RB	Baylor	17	Dwayne Copeland	RB	Middle Tenn St
8	Barney Crawford	DT	Harding College				
9	James Wilson	OG	Clark College				

**1976 DRAFT CHOICES**

No.	Name	Pos.	College	No.	Name	Pos.	College
1a	Larry Gordon	LB	Arizona St.	9	Norris Thomas	CB	Southern Miss
1b	y-Kim Bokamper	LB	San Jose St	10a	Gary Fenick	S	Yale
2	Loird McCreary	TE	Tennessee St.	10b	Don Testerman	RB	Clemson
3	Duriel Harris	WR	New Mexico St	11	Dexter Pride	RB	Minnesota
4a	Malvin Mitchell	G	Tennessee St.	12a	Randy Young	OT	Iowa State
4b	TO PHILADELPHIA for Norm Bulanch			12b	Darryl Brandford	DT	Northwestern
5	TO DETROIT with Larry Ball						
6	Gary Davis	RB	Cal Poly (SLO)	13	Bernie Head	C	Tulsa
7a	Joe Ingersoll	G-T	Nev.-Las Vegas	14	Bob Gissler	LB	South Dakota St.
7b	Johnny Owens	DE	Tennessee St.	15	Ron Holmes	RB	Utah State
8	Bob Simpson	DE	Colorado	16	Mike Green	P-WR	Ohio Univ.
				17	x-Jeff Grantz	QB	South Carolina

**1977 DRAFT CHOICES**

No.	Name	Pos.	College	No.	Name	Pos.	College
1	A J Duhe	DT	Louisiana St	5b	Leroy Harris	RB	Arkansas State
2	Bob Baumhower	DT	Alabama	6	TO NY GIANTS for Andy Selfridge		
3a	TO HOUSTON for Ken Ellis			7	Bruce Herron	LB	New Mexico
3b	Mike Watson	OT	Miami (Ohio)	8	Horace Perkins	CB	Colorado
4	(from Chicago for Bo Rafter)			9	Robert Turner	RB	Oklahoma St
4a	TO WASHINGTON in Jake Scott deal			10	Mark Carter	OT	Eastern Mich
5	Mike Michel	K-P	Stanford	11	John Alexander	DE	Rutgers
	(from Tampa for Ray Nettles rights)			12	Terry Anderson	WR	Bethune-Cookman

**NFL'S NO. 1 DRAFT CHOICES**

Year	Team	Player	Pos.	College
1977	Tampa Bay	Richy Bell	RB	Southern Cal
1976	Tampa Bay	Leroy Selmon	DT	Oklahoma
1975	Atlanta	Steve Bartkowski	QB	California
1974	Dallas	Ed (Too Tall) Jones	DE	Tennessee St.
1973	Houston	John Matuszak	DE	Notre Dame
1972	Buffalo	Walt Patulski	DE	Tampa
1971	New England	Jim Plunkett	QB	Stanford
1970	Pittsburgh	Terry Bradshaw	QB	Louisiana Tech
1969	Buffalo	O. J. Simpson	RB	Southern Cal
1968	Minnesota	Ron Yary	T	Southern Cal
1967	Baltimore	Bubba Smith	DT	Michigan State
1966	Atlanta	Tommy Nobis	LB	Texas
	Miami (AFL)	Jim Grabowski	RB	Illinois
1965	N.Y. Giants	Tucker Frederickson	RB	Auburn
	New York (AFL)	Joe Namath	QB	Alabama
1964	San Francisco	Dave Parks	WR	Texas Tech
	Denver (AFL)	Bob Brown	T	Nebraska
1963	Los Angeles	Terry Baker	QB	Oregon State
	Kansas City (AFL)	Buck Buchanan	DT	Grambling
1962	Washington	Ernie Davis	RB	Syracuse
	Oakland (AFL)	Roman Gabriel	QB	N. Carolina St.
1961	Minnesota	Tommy Mason	RB	Tulane
	Denver (AFL)	Bob Gaiters	RB	New Mexico St.
1960	Los Angeles	Billy Cannon	RB	Louisiana St.

**DOLPHIN TRADING HISTORY**

**1966**

LB Ron Caveness to Houston for draft rights to QB Billy Anderson

**1967**

S John McGeever to San Diego for DE Bob Petrich  
 C Mike Hudock to New York Jets for OT Nick DeFelice (4-4)  
 TE Bill Cronin to Denver for DT Ray Jacobs (5-4)  
 G Ernie Park, QB George Wilson Jr., DE Earl Faison and RB Cookie Gilchrist to Denver for LB Jerry Hopkins, RB Abner Haynes, DE Danny LaRose and 6th pick in 1968 (6-27)

**1969**

QB Kim Hammond, LB John Bramlett and 5th pick in 1970 for LB Nick Buoniconti (3-24)  
 CB Mack Lamb to San Diego for G Larry Little (7-2)

**1970**

CB Dick Westmoreland to Minnesota for G Bookie Bolin (5-1)  
 S Tom Seier to San Francisco for T-C Lance Olssen (5-1)  
 WR Jack Clancy to Green Bay in compensation for TE Marv Fleming (5-18)

**1971**

C Carl Mauck to San Diego for DT Tony Liscio and 4th pick in 1972 (9-8)

**1972**

LB Dale Farley to Buffalo for DT Jim Dunaway (6-7)  
 DT Frank Cornish to Buffalo for G-C Howard Kindig and 5th pick in 1973

**1973**

WR Otto Stowe to Dallas for WR Ron Sellers and 2nd pick in 1974 (5-10)  
 RB Hubert Ginn to Baltimore for RB Don Nottingham, 6th pick in 1974 (10-2)  
 DT Mike Kadish to Buffalo for C-G Irv Goode (8-27)

**1975**

WR Marlin Briscoe and RB Hubert Ginn to St. Louis for RB Donny Anderson and compensation for TE Jim McFarland (5-6)  
 TE Marv Fleming to Washington for compensation rights to RB Charley Harraway and 4th pick in 1977 (6-23)  
 LB Bruce Bannon to San Diego for DE Pete Lazetich (7-23)

**1976**

FS Jake Scott 4th pick in 1977 to Washington for FS Bryant Salter (8-24)

### STRAIGHT DRAFT PICKS

<b>1966</b>	
QB George Wilson Jr. from Buffalo	13th in 1967
RB Jack Spikes to Buffalo (8-30)	5th in 1967
DT Jerry Oliver to Denver	12th in 1967
TE Bill Cronin from Oakland	8th in 1967
RB Cookie Gilchrist from Denver (11-10)	3rd, 5th in 1967
<b>1967</b>	
LB John Bramlett from Denver (7-25)	4th in 1968
TE Dave Kocourek to Oakland (9-5)	8th in 1968
QB Jon Brittenum to San Diego	3rd in 1968
QB Billy Anderson to Houston	9th in 1968
QB Archie Roberts from NY Jets (9-26)	8th in 1968
QB John Stofa to Cincinnati (12-26)	1st, 2nd in 1968
<b>1968</b>	
LB Tom Erlandson to San Diego (8-19)	7th in 1969
WR John Roderick to Oakland (8-21)	5th in 1969
<b>1970</b>	
WR Paul Warfield from Cleveland (1-26)	1st in 1970
C Bob DeMarco from Pittsburgh (8-31)	8th in 1971
WR Willie Richardson from Pittsburgh (9-15)	5th in 1971
<b>1971</b>	
LB Bob Matheson from Cleveland (9-1)	2nd in 1972
DE Russell Price from Houston	10th in 1972
QB John Stofa to Denver (11-23)	7th in 1972
<b>1972</b>	
WR Marlin Briscoe from Buffalo (6-7)	1st in 1973
OT Wayne Mass to New England	7th in 1973
G-C Bill Griffin to New England	7th in 1973
C Bob DeMarco to Cleveland (9-26)	7th in 1973
<b>1973</b>	
QB Jim Del Gaizo to Green Bay (8-22)	2nd in 1974, 1975
CB Dave McCurry to Chicago	9th in 1974
K Jeff White to New Orleans (8-29)	7th in 1974
<b>1974</b>	
QB Joe Theismann to Washington (1-25)	1st in 1976
DT Larry Woods to NY Jets (8-7)	6th in 1975
WR Charley Wade to Chicago (8-9)	10th in 1975
RB Ed Jenkins to NY Giants (8-17)	14th in 1975
G-C Howard Kindig to Washington (8-21)	10th in 1975
OT John Mooring from NY Jets (8-28)	6th in 1975
WR Bo Rather to Chicago (9-10)	3rd in 1977
<b>1975</b>	
CB Henry Stuckey to NY Giants (1-28)	5th in 1975
RB Norm Bulaich from Philadelphia (7-9)	4th in 1976
LB Larry Ball, 5th in 1976 to Detroit (9-7)	4th in 1976
WR Mel Baker to New Orleans (9-9)	7th in 1976
<b>1976</b>	
LB Rodrigo Barnes to St. Louis (4-6)	12th in 1976
RB Mercury Morris to San Diego (8-24)	4th in 1977
LB Andy Selfridge from NY Giants (9-2)	6th in 1977
CB Ken Ellis from Houston (9-21)	3rd, 4th in 1977
<b>1977</b>	
LB Ray Nettles, rights to Tampa (1-21)	5th in 1977
WR Barry Smith from Tampa Bay and	
T Randy Young from Tampa Bay (2-7)	pick in 1977

### TRADING DEADLINES

No players may be traded after Oct. 25, 1977, which is the Tuesday following the sixth game of the regular season. Trading is allowed from the day after the Super Bowl, but interconference trades are prohibited after Sept. 12, 1977, which is the date of the final reduction in the player limit.



'76 Game-by-Game

## MIAMI 30, BUFFALO 21

Orchard Park, N.Y., Sept. 13 — Norm Bulaich rambled 107 yards on 19 carries and Nat Moore stole a 30-yard touchdown pass from a defender in the end zone, thus extending the Dolphins' streak to 13 games against the Bills since 1970. Monday night TV audience saw Buffalo quarterback Joe Ferguson drill TD passes of 53 and 58 yards to John Holland in first half. But a 62-yard return of the second-half kickoff by Duriel Harris put the Dolphins in position for Moore's uncanny catch and 24-14 lead. Garo Yepremian booted three field goals, and clincher came with 4:42 remaining. Summer "retiree" O.J. Simpson ended his holdout the previous night, but he saw only spot duty.

	Miami	Buffalo
First Downs	25	16
Rushes-Yards	48-204	30-108
Passing Yards	197	275
Total Yards	401	383
Passes	21-13-1	30-13-0
Punts	2-38.5	4-38.3
Fumbles-Lost	2-2	2-0
Penalties-Yards	6-35	6-26

A - 77,800 paid, 77,683 turnstile

### INDIVIDUAL LEADERS

RUSHING - Miami: Malone 10-31, Bulaich 19-107, Nottingham 10-29, Wintfrey 7-34, Buffalo: Simpson 5-28, Washington 19-56, Braxton 1-0, Hooks 3-5.  
 PASSING - Miami: Griese 21-13-1, 199 yards, one TD.  
 Buffalo: Ferguson 28-13-0, 282 yards, 3 TDs.  
 RECEIVING - Miami: Moore 6-94, Twilley 4-53, Harris 2-23, Nottingham 1-29.  
 Buffalo: Holland 2-111, Washington 3-29, Simpson 1-43, Chandler 3-50.

## NEW ENGLAND 30, MIAMI 14

Foxboro, Mass., Sept. 19 — Second-year quarterback Steve Grogan scrambled 13 yards for the go-ahead touchdown at halftime, and he fired three TD passes on what Coach Don Shula called "another typical day in New England" for beaten Dolphins. The Patriots piled up 430 yards with fullback Sam Cunningham bashing 106 yards on 21 carries and halfback Andy Johnson snagging TD passes of 15 and 29 yards. It was the most yards rushing (278) against a Shula-coached Miami team. The Dolphins battled within 23-14 early in the fourth quarter on Norm Bulaich's fourth-down scoring plunge. But Grogan directed 80-yard drive in only eight plays with clinching TD a third-down pass to tight end Russ Francis.

	Miami	New England
First Downs	17	23
Rushes-Yards	22-108	51-278
Passing Yards	146	152
Total Yards	254	430
Passes	32-17-3	27-16-0
Punts	6-37.7	4-46.0
Fumbles-Lost	1-1	3-2
Penalties-Yards	7-68	9-70

NE - Johnson 15 pass from Grogan (kick blocked)  
 Miami - Tillman 5 pass from Griese (Yepremian kick)  
 NE - Grogan 13 run (Smith kick)  
 NE - Johnson 29 pass from Grogan (Smith kick)  
 NE - FG Smith 22  
 Miami - Bulaich 1 run (Yepremian kick)  
 NE - Francis 4 pass from Grogan (Smith kick)  
 A - 41,184 paid, 46,053 turnstile

### INDIVIDUAL LEADERS

RUSHING - Miami: Nottingham 7-10, Bulaich 5-9, Malone 7-42, Griese 2-35.  
 New England: Cunningham 21-106, Johnson 14-35, Grogan 7-76, Calhoun 7-61.  
 PASSING - Miami: Griese 26-16-3, 190 yards, one TD; Strook 6-1-0, 8 yards.  
 New England: Grogan 27-16-0, 166 yards, 3 TDs.  
 RECEIVING - Miami: Moore 3-54, Tillman 2-7, Twilley 1-39, Bulaich 3-16.  
 New England: Johnson 7-93, Francis 3-21, Briscoe 3-27, Cunningham 2-8.

## MIAMI 16, NEW YORK JETS 0

Miami, Sept. 26 — For the second time in the last three meetings, the Dolphins notched a shutout against quarterback Joe Namath. A field goal by Garo Yepremian was only scoring in a sluggish first half, and a fumble recovery by Jeris White at Jets' 12 setup Yepremian's second field goal. Strong safety Charlie Babb, who was awarded game ball, returned an interception to Jets' 29. In five plays the Dolphins produced the game's only touchdown when Bob Griese flipped three yards to tight end Jim Mandich. Middle linebacker Steve Towle forced three fumbles and recovered another as Jets lost four fumbles. On only his fifth day with Dolphins, Ken Ellis was the starter at right cornerback. Namath never moved the Jets beyond the Dolphins' 24 in what was to be his last appearance of 11 years against Miami.

	NY Jets	Miami
First Downs	10	23
Rushes-Yards	20-65	47-211
Passing Yards	159	123
Total Yards	224	334
Passes	26-16-1	24-12-0
Punts	6-43.7	4-34.8
Fumbles-Lost	4-4	3-1
Penalties-Yards	6-54	3-25

A - 53,600 paid, 49,754 turnstile

### INDIVIDUAL LEADERS

RUSHING - New York: Davis 10-24, Marinaro 6-20, Piccone 1-11.  
 Miami: Malone 16-60, Bulaich 12-55, Wintfrey 9-43, Nottingham 7-28.  
 PASSING - New York: Namath 26-16-1, 171 yards, no TD.  
 Miami: Griese 24-12-0, 127 yards, one TD.  
 RECEIVING - New York: Marinaro 5-39, Caster 3-40, Buckley 3-29, Piccone 2-30.  
 Miami: Moore 6-68, Mandich 3-32, Tillman 1-16, Harris 1-16

## LOS ANGELES 31, MIAMI 28

Miami, Oct. 3 — A total collapse by the Dolphin defense in the second half when Los Angeles scored all 31 points ended with Tom Dempsey's 19-yard field goal with 1:56 to play. The Rams amassed more yards (593) than any Dolphin opponent in history, and passing and receiving records were established by quarterback James Harris (436 yards) and Ron Jessie (220 yards on seven catches). In 912-yard fireworks display by both teams, the Dolphins marched 69 yards with opening kickoff for TD and then built 14-0 halftime lead on Norm Bulaich's 28-yard scoring sprint. Dempsey missed two field-goal attempts and had another blocked in first half. Harris began slinging TDs of 58 and 43 yards to Jessie, but Dolphins gained 28-28 tie on Bob Griese's 47-yard strike to Nat Moore with 6:17 to play. Finally, Harris found Harold Jackson alone for 49-yard pass which set stage for winning Kick.

	Los Angeles	Miami
First Downs	23	21
Rushes-Yards	41-167	42-219
Passing Yards	426	100
Total Yards	593	319
Passes	29-17-1	11-6-2
Punts	2-39.5	4-33.0
Fumbles-Lost	1-0	0-0
Penalties-Yards	8-76	3-28

A - 65,314 paid, 60,753 turnstile  
 LA - Harris 1 run (Dempsey kick)  
 LA - McCutcheon 9 run (Dempsey kick)  
 Miami - Moore 47 pass from Griese (Yepremian kick)  
 LA - FG Dempsey 19

### INDIVIDUAL LEADERS

RUSHING - Los Angeles: McCutcheon 22-91, Cappelliotti 10-33.  
 Miami: Malone 19-111, Bulaich 12-52, Griese 4-31, Wintfrey 7-25.  
 PASSING - Los Angeles: Harris 29-17-1, 436 yards, 2 TDs.  
 Miami: Griese 11-6-2, 100 yards, one TD.  
 RECEIVING - Los Angeles: Jessie 7-220, McCutcheon 5-99, Jackson 4-99, Klein 1-18. Miami: Moore 2-66, Malone 2-5, Twilley 1-18, Seiple 1-11.

## BALTIMORE 28, MIAMI 14

Baltimore, Oct. 10 — The Dolphins squandered two opportunities early in the fourth quarter with first downs at the Colts' 13 and 10 as fourth-down passes were broken up in the end zone. Earl Morrall, 42, had replaced Bob Griese late in the second period after Griese suffered a mild concussion. Baltimore's QB Bert Jones used flawless passing (10 of 12) to build 28-7 bulge. Jones and tight end Raymond Chester combined on five passes for 106 yards in the first half. Morrall heaved a 67-yard touchdown pass to Nat Moore, who danced around two defenders. It would be Morrall's last appearance at QB in a 21-year career, finishing with 20,809 yards passing and 161 TDs. "We played it close to the vest," Jones said afterwards, "because we owned the vest."

Miami	0	7	7	0	—	14		
Baltimore	0	21	7	0	—	28		
Balt - McCauley	1	run	(Linhart kick)					
Miami - Bulaich	1	run	(Yeplemian kick)					
Balt - Doughty	10	pass	from Jones (Linhart kick)					
Balt - Jones	7	run	(Linhart kick)					
Balt - McCauley	1	run	(Linhart kick)					
Miami - Moore	67	pass	from Morrall (Yeplemian kick)					

	<b>Miami</b>	<b>Balt</b>
First Downs	14	22
Rushes-Yards	28-88	49-169
Passing Yards	180	163
Total Yards	268	332
Passes	35-25-2	33-20-1
Punts	5-41.6	7-34.1
Fumbles-Lost	1-1	3-1
Penalties-Yards	4-54	8-56

A - 59,295 paid, 58,832 turnstile

### INDIVIDUAL LEADERS

**RUSHING** - Miami: Malone 8-8, Bulaich 11-55, Griese 4-14, Winfrey 2-7.  
Balt: Mitchell 33-95, Leaks 5-26, Jones 4-31, McCauley 7-17.  
**PASSING** - Miami: Griese 5-3-0, 61 yards, no TD; Morrall 26-10-1, 148 yards, one TD.  
Balt: Jones 14-11-0, 177 yards, one TD.  
**RECEIVING** - Miami: Moore 3-124, Bulaich 6-52, Winfrey 1-13, Holmes 1-11.  
Balt: Chester 5-106, Mitchell 2-27, Doughty 3-38, McCauley 1-6.

## KANSAS CITY 20, MIAMI 17

Miami, Oct. 17 — Jan Stenerud booted a 34-yard field goal which bounced off the upright with 12 seconds remaining in overtime to sink the Dolphins to 2-4, worst start in seven seasons under Coach Don Shula. The Dolphins apparently won twice after recovering from 10-0 halftime deficit. The first time, on top 14-10 at two-minute warning, the Dolphins were stunned by 59-yard flanker reverse by Henry Marshall for Chiefs' touchdown. Bob Griese completed five passes on drive for Garo Yepremian's 27-yard field goal for 17-17 tie. On 60-yard march in overtime, Norm Bulaich fumbled at Kansas City 12 and Chiefs recovered in the end zone. Bulaich fumbled only once all season in 150 chances (122 carries, 28 pass receptions). The teams combined for 894 yards and Griese had the second 300-yard game of his career. The Chiefs finished 5-9.

Kan. City	7	3	0	7	3	—	20	
Miami	0	0	7	10	0	—	17	
KC - Reamon	1	run	(Stenerud kick)					
KC - FG Stenerud	29							
Miami - Bulaich	2	run	(Yeplemian kick)					
Miami - Twilley	4	pass	from Griese (Yeplemian kick)					
KC - Marshall	59	run	(Stenerud kick)					
Miami - FG Yepremian	27							
KC - FG Stenerud	34							

	<b>KC</b>	<b>Miami</b>
First Downs	21	27
Rushes-Yards	39-179	37-186
Passing Yards	267	262
Total Yards	453	441
Passes	33-20-1	35-25-2
Punts	7-38.1	4-46.3
Fumbles-Lost	2-1	3-3
Penalties-Yards	10-85	7-50

A - 50,471 paid, 43,325 turnstile

### INDIVIDUAL LEADERS

**RUSHING** - K-City: Reamon 16-64, Podolak 6-31, Lane 12-18.  
Miami: Bulaich 20-91, Malone 14-67, Griese 2-18, Winfrey 1-3.  
**PASSING** - K-City: Livingston 33-20-1, 267 yards, no TD.  
Miami: Griese 35-25-2, 306 yards, one TD.  
**RECEIVING** - K-City: Podolak 6-67, Lane 4-32, White 3-67, Marshall 3-53, Reamon 3-26.  
Miami: Moore 5-106, Twilley 8-104, Bulaich 6-12, Malone 2-39, Mandich 2-34, Solomon 2-11.

## MIAMI 23, TAMPA BAY 20

Tampa, Oct. 24 — The Buccaneers, who had scored only 36 points in six games, forged a 20-20 deadlock in the fourth quarter on the third touchdown catch by ex-Dolphin Morris Owens with 7:44 to play. Miami salvaged victory with Garo Yepremian's 29-yard field goal with 55 seconds remaining. An interception by strong safety Dick Anderson stopped Bucs' last bid. Benny Malone pounded 118 yards on 22 carries. Miami's second TD came after the Dolphins took three points off the scoreboard from Garo Yepremian's 26-yard field goal in order to accept penalty against Bucs. QB Steve Spurrier came off Tampa bench in second half. "We won and that's all I can say about it," Shula said. Tampa Bay lost all 14 games in inaugural season under Coach John McKay, and Spurrier was waived.

Miami	3	14	3	3	—	23		
Tampa Bay	7	0	6	7	—	20		
Miami - FG Yepremian	28							
Tampa - Owens	18	pass	from Dickinson (Green kick)					
Mia - Malone	6	run	(Yeplemian kick)					
Miami - Nottingham	1	run	(Yeplemian kick)					
Miami - FG Yepremian	24							
Tampa - Owens	20	pass	from Spurrier (kick failed)					
Tampa - Owens	7	pass	from Spurrier (Green kick)					
Miami - FG Yepremian	29							

	<b>Miami</b>	<b>Tampa</b>
First Downs	19	20
Rushes-Yards	42-200	30-143
Passing Yards	90	191
Total Yards	290	334
Passes	15-8-1	28-19-1
Punts	2-44.0	3-48.0
Fumbles-Lost	0-0	1-0
Penalties-Yards	2-20	8-58

A - 63,016 paid, 61,437 turnstile

### INDIVIDUAL LEADERS

**RUSHING** - Miami: Malone 22-118, Nottingham 10-32, Winfrey 5-21.  
Tampa: Carter 15-51, McNeill 4-18, Johnson 3-6, Williams 3-18.  
**PASSING** - Miami: Griese 15-8-1, 132 yards, no TD.  
Tampa: Dickinson 4-4-0, 51 yards, one TD; Spurrier 21-13-1, 143 yards, two TDs; Hanratty 2-2-0, 9 yards, no TD.  
**RECEIVING** - Miami: Moore 2-36, Seiple 2-35, Solomon 1-19, Mandich 1-13.  
Tampa: Owens 6-88, Johnson 4-32, Williams 3-13, Moore 2-27.

## MIAMI 10, NEW ENGLAND 3

Miami, Oct. 31 — With an emotional lift from the return of defensive planner Bill Arnsparger four days earlier, the Dolphins reverted to the "53 Defense" and stymied the Patriots. Benny Malone, posted his third 100-yard day in five weeks by powering 119 yards on 21 carries. Tight end Jim Mandich caught four passes for 40 yards on game's only touchdown drive, capped by Bob Griese's 16-yard strike to Mandich in second quarter. The Patriots drove to Miami 24 early in fourth period, but Don Reese sacked quarterback Steve Grogan for a 16-yard loss. "How in hell did Tampa almost beat them?" Grogan asked after completing only 10 of 31 passes. But the Dolphins lost wide receiver Howard Twilley to torn ligament in left knee. The Patriots won six straight games to finish 11-3 as AFC East runnerup and wild-card playoff entry.

New England	0	3	0	0	—	3		
Miami	0	10	0	0	—	10		
Miami - Mandich	16	pass	from Griese (Yeplemian kick)					
Miami - FG Yepremian	47							
NE - FG Smith	43							

	<b>New Eng</b>	<b>Miami</b>
First Downs	11	18
Rushes-Yards	27-130	37-157
Passing Yards	96	100
Total Yards	226	257
Passes	31-10-1	22-12-0
Punts	8-43.1	7-38.1
Fumbles-Lost	1-0	0-0
Penalties-Yards	11-80	5-33

### INDIVIDUAL LEADERS

**RUSHING** - New England: Cunningham 14-79, Johnson 3-9, Phillips 2-17, Grogan 6-15. Miami: Malone 21-119, Nottingham 11-29, Winfrey 1-7.  
**PASSING** - New England: Grogan 31-10-1, 112 yards, no TD.  
Miami: Griese 22-12-0, 132 yards, one TD.  
**RECEIVING** - New England: Francis 4-47, Johnson 2-28, Cunningham 3-25.  
Miami: Mandich 5-51, Tillman 3-32, Solomon 2-38, Moore 1-11.



## MIAMI 27, NEW YORK JETS 7

New York, Nov. 7 — Bob Griese completed 16 of 21 passes including first-half touchdowns to Jim Mandich and Nat Moore while Dolphins built 17-0 lead. But another severe injury, Moore's broken left leg, was crippling blow after eight knee operations to others. "Nat had made the big plays for us in the past three seasons," Shula said. "Any of the good things that happened because of the victory are just dampened by this injury." Duriel Harris had twisting 69-yard kickoff return to setup third Dolphin TD, and Harris was on his way to NFL crown. Jets' Coach Lou Holtz had said before game, "If we can shut them out, we have a good chance for a tie." Richard Todd started at quarterback for the second time while Joe Namath sat on bench. Holtz resigned after a 3-11 season and became head coach at Arkansas.

Miami	7	10	3	7	—	27
NY Jets	0	0	0	7	—	7

	Miami	NY Jets
First Downs	18	16
Rushes-Yards	42-142	28-116
Passing Yards	181	154
Total Yards	323	270
Passes	21-16-0	24-12-1
Punts	3-43.0	5-45.0
Fumbles-Lost	0-0	4-3
Penalties-Yards	3-31	5-43

Mia - Mandich 18 pass from Griese (Yepremian kick)  
 Mia - FG Yepremian 44  
 Mia - Moore 16 pass from Griese (Yepremian kick)  
 Mia - FG Yepremian 34  
 NY - Gaines 1 run (Leahy kick)  
 Mia - Davis 28 run (Yepremian kick)  
 A - 58,882 paid, 53,344 turnstile

### INDIVIDUAL LEADERS

RUSHING - Miami: Malone 13-38, Nottingham 8-39, Winfrey 11-23.  
 New York: Gaines 14-67, Davis 4-16, Gresham 6-21, Todd 4-12.  
 PASSING - Miami: Griese 21-16-0, 181 yards, 2 TDs.  
 New York: Todd 24-12-1, 183 yards, no TD.  
 RECEIVING - Miami: Moore 5-66, Solomon 3-46, Harris 3-38, Mandich 1-18.  
 New York: Caster 4-49, Gaines 3-46, Knight 2-57.

## PITTSBURGH 14, MIAMI 3

Pittsburgh, Nov. 14 — The two Super Bowl champions from 1972 to 1975 entered with 5-4 records, but Steelers extended streak to 20 quarters without allowing a touchdown and thus extinguished Dolphin playoff hopes. Franco Harris, who seemed to be tackled for a loss by Randy Crowder, broke away for 21-yard TD in second quarter. The Dolphins netted a 45-yard field goal by Garo Yepremian in third quarter, and when linebacker Steve Towle led a goal-line stand, Miami trailed only 7-3. A 30-yard pass to Freddie Solomon earned first down at Steeler 45, but Dolphins were stopped there. A 64-yard pass from rookie QB Mike Kruczek to Frank Lewis setup one-yard plunge by Reggie Harrison for clinching score with 1:57 left. The Steelers rushed for 258 yards after QB Terry Bradshaw sprained his right wrist in first quarter. "Except for two plays," Shula said, "we're good enough to win."

	Miami	Pitts
First Downs	14	19
Rushes-Yards	32-116	48-258
Passing Yards	108	96
Total Yards	224	354
Passes	21-9-0	8-4-0
Punts	6-40.7	5-38.4
Fumbles-Lost	0-0	1-0
Penalties-Yards	5-33	4-28

Pitts - Harris 21 run (Gerela kick)  
 Mia - FG Yepremian 45  
 Pitts - Harrison 1 run (Gerela kick)  
 A - 49,813 paid, 48,945 turnstile

### INDIVIDUAL LEADERS

RUSHING - Miami: Malone 22-85, Bulaich 10-31.  
 Pittsburgh: Harris 22-110, Bleier 20-110, Bradshaw 3-37.  
 PASSING - Miami: Griese 21-9-0, 144 yards, no TD.  
 Pittsburgh: Bradshaw 2-0-0; Kruczek 6-4-0, 102 yards, no TD.  
 RECEIVING - Miami: Mandich 3-40, Solomon 2-49, Harris 2-40.  
 Pittsburgh: Swann 1-20, Lewis 2-75, Harris 1-7.

## BALTIMORE 17, MIAMI 16

Miami, Nov. 22 — In another heartbreaking defeat before Monday night TV audience, the Dolphins staged a last-minute rally for a touchdown but were denied an opportunity to win in overtime when Garo Yepremian's conversion attempt was blocked by tackle Mike Barnes. "I don't believe in the law of averages any more," Benny Malone said. Bob Griese fired passes of 30 yards to Freddie Solomon and 41 yards to Duriel Harris, who stole the football from a defender. Malone then soared three yards off right tackle for TD with 12 seconds remaining. "We deserved better than we got," Shula said. A 44-yard pass to Harris and a 20-yard touchdown pass to tight end Jim Mandich with 42 seconds remaining in first half pulled Dolphins within 14-10. Colt running back Lydell Mitchell went over the 1,000-yard mark with 80 yards in 11th game, and Colts won AFC East title with 11-3 record.

Baltimore	7	7	0	3	—	17
Miami	0	10	0	6	—	16

	Balt	Miami
First Downs	20	16
Rushes-Yards	44-163	26-87
Passing Yards	177	251
Total Yards	340	338
Passes	20-13-0	28-17-2
Punts	4-39.3	6-28.5
Fumbles-Lost	2-2	0-0
Penalties-Yards	6-36	9-75

Balt - Mitchell 6 run (Linhart kick)  
 Mia - FG Yepremian 20  
 Balt - Chester 25 pass from Jones (Linhart kick)  
 Mia - Mandich 20 pass from Griese (Yepremian kick)  
 Balt - FG Linhart 27  
 Mia - Malone 3 run (kick blocked)

A - 68,372 paid, 62,014 turnstile

### INDIVIDUAL LEADERS

RUSHING - Balt: Mitchell 20-80, Leaks 17-63, Jones 7-20.  
 Miami: Malone 17-41, Bulaich 9-46.  
 PASSING - Balt: Jones 20-13-0, 234 yards, one TD.  
 Miami: Griese 27-17-2, 286 yards, one TD.  
 RECEIVING - Balt: Carr 3-87, Mitchell 3-42, Doughty 3-30, Chester 2-47.  
 Miami: Harris 5-116, Solomon 4-81, Mandich 3-36, Bulaich 3-26, Tillman 2-27.

## CLEVELAND 17, MIAMI 13

Cleveland, Nov. 28 — A rare mental lapse by Bob Griese resulted in final 25 seconds ticking off the clock while Griese sent Norm Bulaich off right tackle for no gain at three-yard line. In driving snowstorm, chain crew measured a Dolphin first down after Bulaich's two-yard dive on fourth down. But Griese mistakenly thought clock would be stopped as Dolphins huddled with no timeouts. "I blew it," admitted Griese, who had completed 22 of 33 passes for two touchdowns, Garo Yepremian spoiled an 18-play, 73-yard drive by missing 22-yard field goal. A 19-yard field goal by Don Cockroft with 1:56 to play proved decisive because Dolphins couldn't go for victory with a field goal. The Browns suffered five turnovers in the first half (left cornerback Jeris White intercepted two passes and recovered two fumbles). Cleveland finished 9-5 but was in contention for wildcard playoff berth.

Miami	0	6	0	7	—	13
Cleveland	0	7	7	3	—	17

	Miami	Cleve
First Downs	23	18
Rushes-Yards	33-134	30-133
Passing Yards	190	178
Total Yards	324	311
Passes	33-22-0	23-15-3
Punts	5-36.8	2-38.5
Fumbles-Lost	3-0	3-2
Penalties-Yards	8-70	3-49

Cleve - Warfield 12 pass from Sipe (Cockroft kick)  
 Mia - Seiple 4 pass from Griese (Yepremian kick)  
 Cleve - Rucker 18 pass from Sipe (Cockroft kick)  
 Mia - Solomon 9 pass from Griese (Yepremian kick)  
 Cleve - FG Cockroft 19

A - 76,562 paid, 74,715 turnstile

### INDIVIDUAL LEADERS

RUSHING - Miami: Bulaich 15-53, Malone 12-67, Griese 3-6.  
 Cleveland: Pruitt 2-7, Miller 11-57, Poole 17-69.  
 PASSING - Miami: Griese 33-22-0, 209 yards, 2 TDs.  
 Cleveland: Sipe 22-15-3, 191 yards, 2 TDs, Pruitt 1-0-0.  
 RECEIVING - Miami: Harris 5-52, Bulaich 7-53, Solomon 3-33, Malone 2-39.  
 Cleveland: Warfield 4-60, Rucker 4-77, Miller 3-24.

## MIAMI 45, BUFFALO 27

Miami, Dec. 5 — A sensational 252-yard display by Freddie Solomon (three touchdowns netted 191 yards) provided an entertaining romp to Dolphins' 14th consecutive victory over Bills since 1970. Solomon, who missed half the season while recovering from Aug. 25 kidney surgery, began with a team record 79-yard punt return for a TD and 17-10 lead. He made a leaping catch between two defenders and scrambled away for 53-yard TD in third quarter, and he raced 59 yards for TD on flanker reverse. Garo Yepremian boomed a 53-yard field goal. Quarterback Don Strock passed for two TDs and ran a two-yard bootleg for another TD. O.J. Simpson swept 75 yards for a first-quarter TD, and he finished with 203 yards — most ever against Dolphins.

Buffalo	10	3	7	7	—	27
Miami	3	14	14	14	—	45

Buff - FG Jakowenko 28  
 Mia - FG Yepremian 53  
 Buff - Simpson 75 run (Jakowenko kick)  
 Mia - Harris 37 pass from Strock (Yepremian kick)  
 Mia - Solomon 79 punt return (Yepremian kick)  
 Buff - FG Jakowenko 49  
 Mia - Solomon 53 pass from Strock (Yepremian kick)  
 Mia - Strock 2 run (Yepremian kick)  
 Buff - Gant 11 pass from Marangi (Jakowenko kick)

Mia - Solomon 59 run (Yepremian kick)  
 Buff - Chandler 15 pass from Marangi (Jakowenko kick)  
 Mia - Nottingham 1 run (Yepremian kick)  
 A - 51,423 paid, 43,475 turnstile

	Buffalo	Miami
First Downs	23	19
Rushes-Yards	42-269	29-218
Passing Yards	155	207
Total Yards	424	425
Passes	29-13-2	22-11-1
Punts	5-46.0	3-35.7
Fumbles-Lost	1-0	0-0
Penalties-Yards	7-38	6-50

### INDIVIDUAL LEADERS

RUSHING - Buffalo: Simpson 24-203, Kinney 12-40, Marangi 5-28.  
 Miami: Davis 7-79, Bulaich 6-33, Winfrey 4-25, Malone 5-10.  
 PASSING - Buffalo: Marangi 29-13-2, 155 yards, 2 TDs.  
 Miami: Strock 22-11-1, 219 yards, 2 TDs.  
 RECEIVING - Buffalo: Chandler 4-68, Kinney 3-26, Gant 2-26.  
 Miami: Solomon 5-114, Harris 2-66, Seiple 1-25, Tillman 1-10.

## MINNESOTA 29, MIAMI 7

Miami, Dec. 11 — The Vikings became the fifth Dolphin opponent to gain more than 400 yards as Fran Tarkenton pegged three touchdown passes to rookie Sammie White. Minnesota piled up a 29-0 lead before Tarkenton retired late in third quarter. The Dolphins were stopped on four downs from the Viking two-yard line in first quarter, and rest was downhill. Of 188 total yards, Dolphins gained 74 on Don Strock's passes on last three plays of game. Most lopsided defeat since 1970 also was lowest rushing output (55 yards on 26 carries) during Shula regime. Strock relieved Bob Griese for second half. "I hate to have it end this way," Shula said, "but maybe it's only fitting. I hate not to be realistic about what has to be done." The Vikings won a fourth straight NFC Central crown at 11-2-1 but lost in Super Bowl XI.

Minnesota	0	15	14	0	—	29
Miami	0	0	0	7	—	7

Minn - White 9 pass from Tarkenton (Cox kick)  
 Minn - White 36 pass from Tarkenton (Cox kick)  
 Minn - FG Cox 30  
 Minn - McClanahan 1 run (Cox kick)  
 Minn - White 7 pass from Tarkenton (Cox kick)  
 Mia - Winfrey 2 pass from Strock (Yepremian kick)

	Minn	Miami
First Downs	26	13
Rushes-Yards	46-226	26-55
Passing Yards	184	162
Total Yards	407	188
Passes	25-16-0	30-12-2
Punts	1-39.0	5-41.8
Fumbles-Lost	3-3	1-0
Penalties-Yards	3-17	2-10

A - 52,945 paid, 46,543 turnstile

### INDIVIDUAL LEADERS

RUSHING - Minn: Foreman 14-78, Johnson 8-45, Miller 9-36, McClanahan 11-44.  
 Miami: Davis 15-20, Winfrey 5-17, Nottingham 4-4.  
 PASSING - Minn: Tarkenton 23-15-0, 184 yards, 3 TDs.  
 Miami: Griese 11-3-1, 30 yards, no TD; Strock 19-9-1, 132 yards, one TD.

## STATISTICAL REVIEW

### Dolphins 1976 Record 6-8-0

		TURNSTILE
W Dolphins 30,	at Buffalo 21	77,683
L Dolphins 14,	at New England 30	46,053
W Dolphins 16,	NEW YORK JETS 0	49,754
L Dolphins 28,	LOS ANGELES 31	60,753
L Dolphins 14,	at Baltimore 28	58,832
L Dolphins 17,	KANSAS CITY 20	43,325
W Dolphins 23,	at Tampa Bay 20	61,437
W Dolphins 10,	NEW ENGLAND 3	52,863
W Dolphins 27,	at New York Jets 7	53,344
L Dolphins 3,	at Pittsburgh 14	48,945
L Dolphins 16,	BALTIMORE 17	62,104
L Dolphins 13,	at Cleveland 17	74,715
W Dolphins 45,	BUFFALO 27	43,475
L Dolphins 7,	MINNESOTA 29	46,543

### TEAM STATISTICS

	Dolphins	Opponents
TOTAL FIRST DOWNS	267	268
By Rushing	122	125
By Passing	125	131
By Penalty	20	12
Third-Down Efficiency	40.3	47.2
TOTAL NET YARDS	4386	5081
Total Offensive Plays	874	892
Avg. Gain per Play	5.0	5.7
Avg. Gain per Game	313.3	362.9
NET YARDS RUSHING	2118	2411
Total Rushes	491	525
Avg. Gain per Rush	4.3	4.6
Avg. Gain per Game	151.3	172.2
NET YARDS PASSING	2268	2670
Tackled/Yards Lost	37/336	20/193
Gross Yards Passing	2604	2863
Attempts/Completions	346/193	347/195
Per Cent Completed	55.8	56.2
Had Intercepted	15	11
Avg. Gain per Game	162.0	190.7
PUNTS/AVERAGE	62/38.2	63/41.1
NET PUNTING AVERAGE	32.1	30.1
PUNT RETURNS/AVERAGE	35/11.9	34/8.0
KICKOFF RETURNS/AVERAGE	55/24.5	57/21.6
MISC. RETURNS/YARDS	4/31	1/25
INTERCEPTIONS/AVERAGE	11/13.1	15/8.5
PENALTIES/YARDS	70/582	94/716
FUMBLES/BALL LOST	14/8	31/18
TOTAL POINTS	263	264
Avg. Points per Game	18.7	18.9
TOUCHDOWNS	31	34
By Rushing	15	14
By Passing	15	20
By Returns	1	0
EXTRA POINTS	29/31	30/34
FIELD GOALS	16/23	10/21

SCORE BY QUARTERS:	1	2	3	4	OT	Total
DOLPHINS	27	98	64	74	0	263
Opponents	31	93	62	75	3	264

## INDIVIDUAL STATISTICS

### RUSHING

	Att.	Yds.	Avg.	LG	TD	High Game
Malone	186	797	4.3	31	4	21-119
Bulaich	122	540	4.4	35	4	19-107
Winfrey	52	205	3.9	13	1	9-43
Nottingham	63	185	2.9	13	3	8-39
Griese	23	108	4.7	26	0	2-35
Davis	31	160	5.2	57	1	7-79
N. Moore	4	36	9.0	21	0	1-21
Seiple	3	14	4.7	7	0	1-7
Solomon	4	60	15.0	59t	1	1-59
Strock	2	13	6.5	11	1	1-11
Heath	1	0	0.0	0	0	1-0
TOTAL	491	2118	4.3	59t	15	
Opponents	525	2411	4.6	75t	14	

### PASSING

	Att.	Comp.	Yds.	Pct.	TD	Int.	Pct. Int.	LG	Tkld.
Griese	272	162	2097	59.6	11	12	4.4	47t	30/266
Strock	47	21	359	44.7	3	2	4.3	53t	4/41
Morrall	26	10	148	38.5	1	1	3.8	67t	3/29
Solomon	1	0							
TOTAL	346	193	2604	55.8	15	15	4.3	67t	37/336
Opp.	347	195	2863	56.2	20	11	3.2	64	20/193

### RECEIVING

	No.	Yds.	Avg.	LG	TD	High Game
N. Moore	33	625	18.9	67t	4	3-124
Bulaich	28	151	5.4	25	0	7-53
Solomon	27	453	16.8	53t	2	5-114
Harris	22	372	16.9	44	1	5-116
Mandich	22	260	11.8	31	4	5-51
Twilley	14	214	15.3	39	1	8-104
Tillman	13	130	10.0	16	1	3-32
Seiple	10	138	13.8	25	1	2-35
Malone	9	103	11.4	36	0	2-39
Winfrey	6	55	9.2	16	1	2-22
Nottingham	4	33	8.3	29	0	1-29
Davis	2	8	4.0	6	0	1-6
McCreary	2	51	25.5	30	0	2-51
Holmes	1	11	11.0	11	0	1-11
TOTAL	193	2604	13.5	67t	15	
Opponents	195	2863	14.7	64	20	

### INTERCEPTIONS

	No.	Yds.	Avg.	LG	TD
Ellis	2	40	20.0	40	0
Matheson	2	34	17.0	34	0
Babb	2	20	10.0	20	0
White	2	4	2.0	4	0
Anderson	1	32	32.0	32	0
Johnson	1	14	14.0	14	0
Salter	1	0	0.0	0	0
TOTAL	11	144	13.1	40	0
Opponents	15	128	8.5	33	0

### KICKOFF RETURNS

	No.	Yds.	Avg.	LG	TD
Harris	17	559	32.9	69	0
Davis	26	617	23.7	47	0
Nottingham	6	107	17.8	21	0
N. Moore	2	28	14.0	28	0
Winfrey	2	24	12.0	13	0
Solomon	1	12	12.0	12	0
Tillman	1	0	0.0	0	0
TOTAL	55	1347	24.5	69	0
Opponents	57	1231	21.6	79	0

## PUNT RETURNS

	No.	FC	Yds.	Avg.	LG	TD
Solomon	13	0	205	15.8	79t	1
Babb	3	1	38	12.7	25	0
Anderson	2	1	21	10.5	11	0
N. Moore	8	3	72	9.0	23	0
Harris	9	0	79	8.7	16	0
TOTAL	35	5	415	11.9	79t	1
Opponents	34	6	272	8.0	28	0

### PUNTING

	No.	Yds.	Avg.	LG	Blk.
Seiple	62	2366	38.2	56	0
Opponents	63	2593	41.2	56	0

### FIELD GOALS

	1-19	20-29	30-39	40-49	50+
Yepremian	0-0	9-10	2-4	4-8	1-1
Opponents	2-2	4-8	2-5	2-6	0-0

## SCORING

	TDR	TDP	TDRt	FG	PAT	TP
Yepremian	—	—	—	16-23	29-31	77
Bulaich	4	0	0	—	—	24
Malone	4	0	0	—	—	24
Mandich	0	4	0	—	—	24
N. Moore	0	4	0	—	—	24
Solomon	1	2	1	—	—	24
Nottingham	3	0	0	—	—	18
Winfrey	1	1	0	—	—	12
Davis	1	0	0	—	—	6
Harris	0	1	0	—	—	6
Seiple	0	1	0	—	—	6
Strock	1	0	0	—	—	6
Tillman	0	1	0	—	—	6
Twilley	0	1	0	—	—	6
TOTAL	15	15	1	16-23	29-31	263
Opponents	14	20	0	10-21	30-34	264

## DEFENSIVE STATISTICS

(Initial Hits, Assists, Total Tackles)

Towle	131-86-217	Hill	19-26-45
Gordon	83-35-118	Salter	18-16-34
Babb	58-51-109	Heinz	18-13-31
Den Herder	65-40-105	Anderson	10-15-25
Crowder	46-51-97	Davis	15-9-24
Matheson	47-43-90	Ellis	12-6-18
White	51-34-85	McCreary	8-10-18
Buoniconti	32-38-70	Winfrey	10-4-14
Stanfill	33-27-60	Bachman	9-4-13
Johnson	37-23-60	Chambers	8-5-13
Reese	30-26-56	Newman	5-6-11
Andrews	27-18-45		

**PASSES DEFENSED (55):** White 11, Babb 8, Gordon 6, Salter 6, Matheson 5, Crowder 3, Ellis 3, Hill 3, Towle 3, Buoniconti 2, Reese 2, Anderson, Den Herder, Johnson.

**QUARTERBACK SACKS (20):** Reese 4, Stanfill 4, Den Herder 3, Andrews 2, Crowder 2, Buoniconti, Heinz, Matheson, Towle, Babb 1, Gordon 1.

**RECOVERED OPPONENT FUMBLE (18):** White 4, Andrews 3, Babb 2, Den Herder 2, Davis, Ellis, Gordon, Matheson, Mitchell, Stanfill, Towle.

**RECOVERED DOLPHIN FUMBLE (6):** Griese 2, Drougas, Hill, Little, Newman.

**FUMBLES/LOST (14-8):** Malone 3-3, Griese 3-1, Bulaich 1-1, Holmes 1-1, Strock 1-0, Moore 1-1, Winfrey 1-1, Davis 1-0, Harris 1-0, Nottingham 1-0.

**BLOCKED KICKS (7):** Den Herder 2 FGs, Salter 2 FGs, Reese FG, Crowder PAT, Hill PAT.

## 1976 RUSHING GAME-BY-GAME

	Malone	Bulaich	Winfrey	Nottingham	Griese	Davis	Moore	Team Total	Opponent Total
at Buffalo	10-37	19-107	7-34	10-29	2-3			48-204	30-108
at New England	7-42	5-9	7-10	2-35		1-12		22-108	51-278
NEW YORK JETS	16-60	12-55	9-43	7-28		2-11	1-14	47-211	20-65
at Buffalo	9-11	12-62	7-35	4-31	4-3			28-88	19-189
at Baltimore	8-8	11-55	2-7	2-4	4-14			37-176	89-186
KANSAS CITY	4-67	20-61	1-3		2-18			26-134	44-188
at Tampa Bay	22-118		5-21	10-32	2-4		1-21	42-200*	30-143
NEW ENGLAND	21-119		1-7	11-20	2-(5)	1-6	1-1	37-157	27-130
at New York Jets	13-38	3-8	11-23	8-39	2-2	5-32		42-142	28-116
at Buffalo	12-67	8-46						26-134	44-188
BALTIMORE	7-4	11-53			3-6			33-154	50-139
at Cleveland	2-67	8-46						29-218*	42-269
BUFFALO	5-10	6-33	4-25	4-10		7-79		26-55*	46-226
MINNESOTA			5-17	4-4		15-20		491-2118	525-2411
TOTALS	186-797	122-540	52-205	63-185	23-108	31-160	4-36		
*Miscellaneous: Seiple 1-4 at Tampa Bay, 1-7 at Cleveland, 1-3 vs. Minnesota; Solomon 1-0 at Tampa Bay, 2-1 at Cleveland, 1-591 vs. Buffalo; Strook 1-2 vs. Buffalo, 1-11 vs. Minnesota; Heath 1-0 vs. Buffalo.									
BEST 1976 PERFORMANCE: Benny Malone, 21-119 vs. New England (10-31-76); ALL-TIME RECORD: Mercury Morris, 15-197 vs. New England (9-30-73)									
LONGEST 1976 RUN: Freddie Solomon, 59 yards vs. Buffalo (12-5-76); ALL-TIME RECORD: Mercury Morris, 70 yards TD vs. New England (9-30-73) and 70 yards at Cleveland (10-15-73)									

## 1976 RECEIVING GAME-BY-GAME

	Moore	Bulaich	Solomon	Harris	Mandich	Twilley	Tillman	Seiple	Malone	Team Total	Opponent Total
at Buffalo	6-94		2-23			4-53				13-199*	13-282
at New England	3-54	3-16	1-18	1-8	1-39		2-7	1-9	2-19	17-198*	16-166
NEW YORK JETS	6-68	1-(5)	1-16	3-32		1-16				12-127	16-171
at Buffalo	2-36									16-171	16-171
at Baltimore	2-37	2-37								16-171	16-171
KANSAS CITY	5-168	12-74								16-171	16-171
at Tampa Bay	2-36		1-19			1-13	2-35			8-132*	19-203
NEW ENGLAND	1-11		2-38			5-51				12-132*	10-112
at New York Jets	5-66	1-(3)	3-46	3-38	1-18		1-12			16-181*	12-183
at Buffalo	9-26	4-8	5-16	3-38						17-288	13-284
at Baltimore	17-53	3-33	5-52	1-7	2-12					22-209	15-191
at Cleveland	1-11									17-288	13-284
BUFFALO			5-114	2-66			1-10	1-25		11-219*	13-155
MINNESOTA			5-62	1-3	2-21		1-23			12-162*	16-184
TOTALS	33-625	28-151	27-453	22-372	22-260	14-214	13-130	10-138	9-103	193-2604	195-2863
*Miscellaneous: Winfrey 2-22 at New England, 1-13 at Baltimore, 1-16 at Tampa Bay, 1-2 at NY Jets, 1-2 vs. Minnesota; Holmes 1-11 at Baltimore; Nottingham 1-29 at Buffalo, 1-6 at New England, 1-0 vs. New England, 1-(2) vs. Buffalo; Davis 1-2 at NY Jets, 1-6 vs. Buffalo; McCreary 2-51 vs. Minnesota.											
BEST 1976 PERFORMANCE: Nat Moore, 3-124 at Baltimore (10-10-76); ALL-TIME RECORD: Bo Roberson, 6-161 at Denver (12-4-66)											
LONGEST 1976 RECEPTION: Nat Moore, 67 yards TD at Baltimore (10-10-76); ALL-TIME RECORD: Paul Warfield, 86 yards TD vs Pittsburgh (11-14-71)											

# 1976 GAME-BY-GAME TEAM STATISTICS

Game	W	L	Opp. First Downs	Opp. Total Yards	Rushes-Yards	Opp. Rushes-Yards	Passing Yards	Dolphin Passes	Opp. Passes	Had QB Sacked	Opp. Had QB Sacked	Dolphin Punting	Fumbles/Lost	Opp. Fumbles/Lost	Penalties/Yards	Dolphin Points	Opp. Penalties/Yards			
at Buffalo	25	16	401	383	48-204	30-108	197	275	21-31-1	30-13-0	1-2	1-7	2-38 5	4-38 3	2-2	2-0	6-35	6-26	30	21
at New England	17	23	254	430	22-108	51-278	146	152	32-17-3	27-16-0	5-52	2-14	6-37 7	4-46 0	1-1	3-2	7-68	9-70	14	30
New York Jets	23	10	334	224	47-211	20-65	123	159	24-12-0	26-16-1	1-4	1-12	4-34 8	6-43 7	3-1	4-4	3-25	6-54	16	0
Los Angeles	21	23	319	593	42-219	41-167	100	426	11- 6-2	29-17-1	0-0	1-10	4-33 0	2-39 5	0-0	1-0	3-28	8-76	28	31
at Baltimore	14	22	268	332	28-88	49-169	180	163	31-13-1	14-11-0	3-29	2-14	5-41 6	7-34 1	1-1	3-1	4-54	8-56	14	28
at Pittsburgh	14	19	224	354	32-116	48-258	108	96	21- 9-0	8- 4-0	5-36	1-6	6-40 7	5-38 4	0-0	1-0	5-33	4-28	3	14
Baltimore	16	20	338	340	26-87	44-163	251	177	28-17-2	20-13-0	3-35	5-57	6-28 5	4-38 3	0-0	2-2	9-75	6-56	16	17
at Cleveland	23	18	324	311	33-134	30-133	190	178	33-22-0	23-15-3	2-19	1-13	5-36 8	2-38 5	3-0	3-2	8-70	3-49	13	17
Buffalo	23	19	425	424	29-218	42-269	207	155	22-11-1	29-13-2	1-12	0-0	3-35 7	5-46 0	0-0	1-0	6-50	7-38	45	27
Minnesota	13	26	188	407	26-55	46-226	162	184	30-12-2	25-16-0	3-29	2-3	5-41 8	1-39 0	1-0	3-3	2-10	3-17	7	29
BEST TOTALS	27	26	441	593	29-218	51-278	262	426	21-16-0	14-11-0	6-42	5-57	4-46 3	5-46 0	0-0	1-0	2-10	3-17	45	31



11-Year Summary

## YEAR-BY-YEAR SCORES

### 1966 (3-11)

9/2	L	14-23	OAKLAND.....	26,776
9/9	L	14-19	NEW YORK JETS .....	34,402
9/18	L	24-58	at Buffalo .....	37,546
10/2	L	10-44	at San Diego .....	26,444
10/9	L	10-21	at Oakland .....	30,787
10/16	W	24-7	DENVER .....	23,393
10/23	W	20-13	at Houston .....	23,173
11/6	L	0-29	BUFFALO .....	37,177
11/13	L	16-34	at Kansas City .....	34,063
11/20	L	13-30	at New York Jets.....	58,664
11/27	L	14-20	NEW ENGLAND.....	22,754
12/4	L	7-17	at Denver .....	32,592
12/11	L	18-19	KANSAS CITY .....	17,884
12/18	W	29-28	HOUSTON .....	20,045
				425,700

### 1967 (4-10)

9/17	W	35-21	DENVER .....	29,381
9/24	L	0-24	KANSAS CITY .....	36,272
10/1	L	7-29	at New York Jets.....	61,240
10/8	L	0-41	at Kansas City .....	45,291
10/15	L	10-41	at New England.....	23,955
10/22	L	14-33	NEW YORK JETS .....	30,049
11/5	L	13-35	at Buffalo .....	31,622
11/12	L	0-24	at San Diego .....	34,761
11/19	L	17-31	at Oakland .....	37,295
11/26	W	17-14	BUFFALO .....	27,050
12/3	L	14-17	at Houston .....	20,979
12/10	W	41-24	SAN DIEGO .....	23,007
12/17	W	41-32	NEW ENGLAND.....	25,969
12/23	L	10-41	HOUSTON .....	31,121
				457,992

### 1968 (5-8-1)

9/14	L	10-24	HOUSTON .....	40,067
9/21	L	21-47	OAKLAND .....	30,021
9/28	L	3-48	KANSAS CITY .....	28,501
10/6	W	24-7	at Houston .....	36,109
10/12	T	14-14	BUFFALO .....	28,559
10/20	W	24-22	at Cincinnati.....	25,936
10/27	L	14-21	at Denver .....	44,115
11/3	L	28-34	at San Diego .....	37,284
11/10	W	21-17	at Buffalo .....	28,759
11/17	L	21-38	CINCINNATI .....	31,747
11/24	W	34-10	at New England.....	18,305
12/1	L	17-35	at New York Jets.....	61,766
12/8	W	38-7	NEW ENGLAND.....	24,242
12/15	L	7-31	NEW YORK JETS .....	32,843
				468,271

### 1969 (3-10-1)

9/14	L	21-27	at Cincinnati.....	25,335
9/20	L	17-20	at Oakland .....	50,277
9/28	L	10-22	at Houston .....	41,086
10/4	T	20-20	OAKLAND .....	35,614
10/11	L	14-21	SAN DIEGO .....	34,585
10/19	L	10-17	at Kansas City.....	49,809
10/26	W	24-6	BUFFALO .....	39,837
11/2	L	31-34	at New York Jets.....	61,761
11/9	W	17-16	at New England.....	19,821
11/16	L	3-28	at Buffalo .....	32,868
11/23	L	7-32	HOUSTON .....	27,218
11/30	L	23-38	NEW ENGLAND (TAMPA).....	32,121
12/7	W	27-24	DENVER .....	25,332
12/14	L	9-27	NEW YORK JETS .....	48,108
				523,782

### 1970 (10-4)

9/20	L	14-27	at New England.....	32,607
9/27	W	20-10	at Houston .....	39,840
10/3	W	20-13	OAKLAND .....	57,140
10/10	W	20-6	at New York Jets.....	62,712
10/18	W	33-14	at Buffalo .....	41,312
10/25	L	0-28	CLEVELAND .....	75,313
11/1	L	0-35	at Baltimore .....	60,240
11/8	L	17-24	at Philadelphia.....	58,171
11/15	W	21-10	NEW ORLEANS .....	42,866
11/22	W	34-17	BALTIMORE .....	67,699
11/30	W	20-7	at Atlanta .....	54,036
12/6	W	37-20	NEW ENGLAND.....	51,032
12/13	W	16-10	NEW YORK JETS .....	75,099
12/20	W	45-7	BUFFALO .....	70,990
				789,057

### American Conference Playoff

12/2	L	14-21	at Oakland .....	54,401
------	---	-------	------------------	--------

NOTE: All "Announce" figures for home games 1971-76 are Orange Bowl turnstile counts.

### 1971 (10-3-1)

9/19	T	10-10	at Denver .....	50,499	Paid	Announce
9/26	W	29-14	at Buffalo .....	44,626	51,228	51,228
10/3	L	10-14	NEW YORK JETS .....	67,161	66,025	66,025
10/10	W	23-13	at Cincinnati.....	59,090	60,099	60,099
10/17	W	41-3	NEW ENGLAND.....	56,222	54,566	54,566
10/24	W	30-14	at New York Jets.....	61,170	62,130	62,130
10/31	W	20-14	at Los Angeles .....	68,386	72,903	72,903
11/7	W	34-0	BUFFALO .....	57,748	52,404	52,404
11/14	W	24-21	PITTSBURGH .....	63,178	61,167	61,167
11/21	W	17-14	BALTIMORE .....	73,063	72,043	72,043
11/29	W	34-3	CHICAGO .....	73,071	75,061	75,061
12/5	L	13-34	at New England.....	60,110	61,457	61,457
12/11	L	3-14	at Baltimore .....	59,293	60,238	60,238
12/19	W	27-6	GREEN BAY .....	74,215	73,122	73,122
				867,832	867,582	867,582

### American Conference Playoff

12/25	W	27-24	at Kansas City (2 ot) .....	50,374	45,822
-------	---	-------	-----------------------------	--------	--------

### American Conference Championship

1/2	W	21-0	BALTIMORE .....	78,629	78,939
-----	---	------	-----------------	--------	--------

### Super Bowl VI at New Orleans

1/16	L	3-24	DALLAS .....	81,023	80,591
------	---	------	--------------	--------	--------

### 1972 (14-0)

9/17	W	20-10	at Kansas City .....	78,736	Paid	79,829
9/24	W	34-13	HOUSTON .....	75,069	71,285	71,285
10/1	W	16-14	at Minnesota .....	45,766	47,900	47,900
10/8	W	27-17	at New York Jets.....	61,720	63,841	63,841
10/15	W	24-10	SAN DIEGO .....	78,212	77,596	77,596
10/22	W	24-23	BUFFALO .....	78,175	75,185	75,185
10/29	W	23-0	at Baltimore .....	59,303	60,000	60,000
11/5	W	30-16	at Buffalo .....	45,659	46,206	46,206
11/12	W	52-0	NEW ENGLAND.....	78,148	75,528	75,528
11/19	W	28-24	NEW YORK JETS .....	78,166	78,914	78,914
11/27	W	31-10	ST. LOUIS .....	78,190	76,801	76,801
12/3	W	37-21	at New England.....	60,144	60,999	60,999
12/10	W	23-13	at New York Giants .....	62,728	62,728	62,728
12/16	W	16-0	BALTIMORE .....	78,202	76,696	76,696
				958,218	953,508	953,508

### American Conference Playoff

12/24	W	20-14	CLEVELAND .....	78,916	80,010
-------	---	-------	-----------------	--------	--------

### American Conference Championship

12/31	W	21-17	at Pittsburgh .....	50,845	50,350
-------	---	-------	---------------------	--------	--------

### Super Bowl VII at Los Angeles

1/14	W	14-7	*Washington .....	90,182	90,182
------	---	------	-------------------	--------	--------

\*local TV blackout listed

**1973 (12-2)**

			Paid	Announce
9/16	W	21-13	•SAN FRANCISCO.....	78,768 68,275
9/23	L	7-12	at Oakland.....	74,044 74,121
9/30	W	44-23	•NEW ENGLAND.....	78,830 62,508
10/7	W	31-3	•NEW YORK JETS.....	78,821 63,850
10/15	W	17-9	•at Cleveland.....	78,424 72,070
10/21	W	27-6	•BUFFALO.....	78,738 65,241
10/28	W	30-14	•at New England.....	60,268 57,617
11/4	W	24-14	•at New York Jets.....	61,462 57,591
11/11	W	44-0	•BALTIMORE.....	78,584 60,332
11/18	W	17-0	•at Buffalo.....	79,401 77,138
11/22	W	14-7	•at Dallas.....	62,967 58,089
12/3	W	30-26	•PITTSBURGH.....	78,922 68,901
12/9	L	3-16	at Baltimore.....	57,834 41,005
12/15	W	34-7	•DETROIT.....	78,337 53,375
			1,025,400	822,496

**American Conference Playoff**

12/23	W	34-16	•CINCINNATI.....	78,928 75,770
-------	---	-------	------------------	---------------

**American Conference Championship**

12/30	W	27-10	•OAKLAND.....	79,325 75,105
-------	---	-------	---------------	---------------

**Super Bowl VIII at Houston**

1/13	W	24-7	•Minnesota.....	71,882 68,142
------	---	------	-----------------	---------------

**1974 (11-3)**

			Paid	Announce
9/15	L	24-34	at New England.....	54,193 55,006
9/22	W	24-16	•at Buffalo.....	79,463 78,990
9/29	W	28-21	at San Diego.....	44,183 44,706
10/7	W	21-17	•NEW YORK JETS.....	78,219 61,527
10/13	L	17-20	•at Washington.....	52,379 54,395
10/20	W	9-3	KANSAS CITY.....	75,358 67,779
10/27	W	17-7	BALTIMORE.....	72,849 65,868
11/3	W	42-7	ATLANTA.....	74,935 64,399
11/10	W	21-0	at New Orleans.....	73,458 74,289
11/17	W	35-28	•BUFFALO.....	78,771 69,313
11/24	L	14-17	•at New York Jets.....	60,481 57,162
12/2	W	24-3	CINCINNATI.....	78,675 71,962
12/8	W	17-16	at Baltimore.....	40,911 34,420
12/15	W	34-27	•NEW ENGLAND.....	78,611 56,920
			942,486	856,736

**American Conference Playoff**

12/21	L	26-28	•at Oakland.....	53,023 54,020
-------	---	-------	------------------	---------------

**1975 (10-4)**

			Paid	Announce
9/22	L	21-31	OAKLAND.....	78,805 78,744
9/28	W	22-14	•at New England.....	59,869 59,967
10/5	W	31-7	•at Green Bay.....	55,270 55,396
10/12	W	24-16	PHILADELPHIA.....	62,925 60,127
10/19	W	43-0	•at New York Jets.....	60,471 47,191
10/26	W	35-30	•at Buffalo.....	79,429 79,080
11/2	W	46-13	at Chicago.....	56,577 51,298
11/9	W	27-7	NEW YORK JETS.....	75,631 72,896
11/16	L	19-20	•at Houston.....	50,494 48,892
11/23	L	17-33	BALTIMORE.....	67,029 61,986
12/1	W	20-7	NEW ENGLAND.....	68,480 61,963
12/7	W	31-21	BUFFALO.....	78,701 74,573
12/14	L	7-10	•at Baltimore.....	59,808 59,398
12/20	W	14-13	DENVER.....	56,187 43,064
			909,676	854,575

**1976 (6-8)**

			Paid	Announce
9/13	W	30-21	at Buffalo.....	77,800 77,683
9/19	L	14-30	at New England.....	41,184 41,879
9/26	W	16-0	NEW YORK JETS.....	53,600 49,754
10/3	L	28-31	LOS ANGELES.....	65,314 60,753
10/10	L	14-28	•at Baltimore.....	59,295 58,832
10/17	L	17-20	KANSAS CITY (ot).....	50,471 43,325
10/24	W	23-20	at Tampa Bay.....	63,016 59,155
10/31	W	10-3	NEW ENGLAND.....	57,984 52,863
11/7	W	27-7	at New York Jets.....	58,882 53,344
11/14	L	3-14	•at Pittsburgh.....	49,813 48,945
11/22	L	16-17	BALTIMORE.....	68,372 62,104
11/28	L	13-17	at Cleveland.....	76,562 74,715
12/5	W	45-27	BUFFALO.....	51,423 43,475
12/11	L	7-29	MINNESOTA.....	52,945 46,543
			826,661	773,370

\*local TV blackout lifted

**ALL-TIME DOLPHIN  
WON-LOSS RECORDS**  
(includes postseason games)

Opponent	W	L	T	Pct.	Pts	Opp	Last Met
Atlanta	2	0	0	1.000	62	14	1974
Baltimore	8	7	0	.533	249	207	1976
Buffalo	17	4	1	.833	555	424	1976
Chicago	2	0	0	1.000	80	16	1975
Cincinnati	4	2	0	.667	147	119	1974
Cleveland	2	2	0	.500	50	68	1976
Dallas	1	1	0	.500	17	31	1973
Denver	4	2	1	.642	131	113	1975
Detroit	1	0	0	1.000	34	7	1973
Green Bay	2	0	0	1.000	58	13	1975
Houston	5	6	0	.455	197	227	1975
Kansas City	3	7	0	.300	120	240	1976
Los Angeles	1	1	0	.500	48	45	1976
Minnesota	2	1	0	.667	47	50	1976
New England	14	7	0	.667	579	421	1976
New Orleans	2	0	0	1.000	42	10	1974
New York Giants	1	0	0	1.000	23	13	1972
New York Jets	12	10	0	.545	446	388	1976
Oakland	2	9	1	.208	214	277	1975
Philadelphia	1	1	0	.500	41	40	1975
Pittsburgh	3	1	0	.750	78	78	1976
St. Louis	1	0	0	1.000	31	10	1972
San Diego	3	4	0	.429	145	178	1974
San Francisco	1	0	0	1.000	21	13	1973
Seattle	0	0	0	.000	0	0	1977
Tampa Bay	1	0	0	1.000	23	20	1976
Washington	1	1	0	.500	31	27	1974
<b>TOTALS</b>	<b>96</b>	<b>66</b>	<b>3</b>	<b>.591</b>	<b>3462</b>	<b>3046</b>	

**HOME RECORD**

	W	L	T	Pct.
1966	2	5	0	.286
1967	4	3	0	.571
1968	1	5	1	.250
1969	2	4	1	.375
1970	6	1	0	.857
1971	7	1	0	.875
1972	8	0	0	1.000
1973	9	0	0	1.000
1974	7	0	0	1.000
1975	5	2	0	.714
1976	3	4	0	.429

**ROAD RECORD**

	W	L	T	Pct.
1966	1	6	0	.143
1967	0	7	0	.000
1968	4	3	0	.571
1969	1	6	0	.143
1970	4	4	0	.500
1971	5	2	1	.687
1972	8	0	0	1.000
1973	5	2	0	.714
1974	4	4	0	.500
1975	5	2	0	.714
1976	3	4	0	.429

**11-YEAR TOTALS**

	W	L	T	Pct.
Home Games	54	25	2	.679
Road Games	40	40	1	.500
Super Bowls	2	1	0	.667
	96	66	3	.591

**REGULAR SEASON ONLY**

	W	L	T	Pct.
Home Games	50	25	2	.662
Road Games	38	38	1	.500
	88	63	3	.581

## ALL-OPPONENTS SCORES

### MIAMI 2, ATLANTA 0

1970 — at Miami 20, at Atlanta 7  
1974 — at Miami 42, Atlanta 7

### MIAMI 8, BALTIMORE 7

1970 — at Baltimore 35, Miami 0  
at Miami 34, Baltimore 17  
1971 — at Miami 17, Baltimore 14  
at Baltimore 14, Miami 3  
\*\*at Miami 21, Baltimore 0  
1972 — Miami 23, at Baltimore 0  
at Miami 16, Baltimore 0  
1973 — at Miami 44, Baltimore 0  
at Baltimore 16, Miami 3  
1974 — at Miami 17, Baltimore 7  
Miami 17, at Baltimore 16  
1975 — Baltimore 33, at Miami 17  
at Baltimore 10, Miami 7  
1976 — at Baltimore 28, Miami 14  
Baltimore 17, at Miami 16

### MIAMI 17, BUFFALO 4 (1 tie)

1966 — at Buffalo 58, Miami 24  
Buffalo 29, at Miami 0  
1967 — at Buffalo 35, Miami 13  
at Miami 17, Buffalo 14  
1968 — at Miami 14, Buffalo 14  
Miami 21, at Buffalo 17  
1969 — at Miami 24, Buffalo 6  
at Buffalo 28, Miami 3  
1970 — Miami 33, at Buffalo 14  
at Miami 45, Buffalo 7  
1971 — Miami 29, at Buffalo 14  
at Miami 34, Buffalo 0  
1972 — at Miami 24, Buffalo 23  
Miami 30, at Buffalo 16  
1973 — at Miami 27, Buffalo 6  
Miami 17, at Buffalo 0  
1974 — at Miami 24, Buffalo 16  
at Miami 35, Buffalo 28  
1975 — Miami 35, at Buffalo 30  
at Miami 31, Buffalo 21  
1976 — Miami 30, at Buffalo 21  
at Miami 45, Buffalo 27

### MIAMI 2, CHICAGO 0

1971 — at Miami 34, Chicago 3  
1975 — Miami 46, at Chicago 13

### MIAMI 4, CINCINNATI 2

1968 — Miami 24, at Cincinnati 22  
Cincinnati 38, at Miami 21  
1969 — at Cincinnati 27, Miami 21  
1971 — Miami 23, at Cincinnati 13  
1973 — \*at Miami 34, Cincinnati 16  
1974 — at Miami 24, Cincinnati 3

### MIAMI 2, CLEVELAND 2

1970 — Cleveland 28, at Miami 0  
1972 — \*at Miami 20, Cleveland 14  
1973 — Miami 17, at Cleveland 9  
1976 — at Cleveland 17, Miami 13

### MIAMI 1, DALLAS 1

1971 — \*\*\*Dallas 24, Miami 3  
1973 — Miami 14, at Dallas 7

### MIAMI 4, DENVER 2 (1 tie)

1966 — at Miami 24, Denver 7  
at Denver 17, Miami 7  
1967 — at Miami 35, Denver 21  
1968 — at Denver 21, Miami 14  
1969 — at Miami 27, Denver 24  
1971 — Miami 10, at Denver 10  
1975 — at Miami 14, Denver 13

### MIAMI 1, DETROIT 0

1973 — at Miami 34, Detroit 7

### MIAMI 2, GREEN BAY 0

1971 — at Miami 27, Green Bay 6  
1975 — Miami 31, at Green Bay 7

### HOUSTON 6, MIAMI 5

1966 — Miami 20, at Houston 13  
at Miami 29, Houston 28  
1967 — at Houston 17, Miami 14  
Houston 41, at Miami 10  
1968 — Houston 24, at Miami 10  
Miami 24, at Houston 7  
1969 — at Houston 22, Miami 10  
Houston 32, at Miami 7  
1970 — Miami 20, at Houston 10  
1972 — at Miami 34, Houston 13  
1975 — at Houston 20, Miami 19

### KANSAS CITY 7, MIAMI 3

1966 — at Kansas City 34, Miami 16  
Kansas City 19, at Miami 18  
1967 — Kansas City 24, at Miami 0  
at Kansas City 41, Miami 0  
1968 — Kansas City 48, at Miami 3  
1969 — at Kansas City 17, Miami 10  
1971 — \*Miami 27, at Kansas City 24  
1972 — Miami 20, at Kansas City 10  
1974 — at Miami 9, Kansas City 3  
1976 — Kansas City 20, at Miami 17

### MIAMI 1, LOS ANGELES 1

1971 — Miami 20, at Los Angeles 14  
1976 — Los Angeles 31, at Miami 28

### MIAMI 2, MINNESOTA 1

1972 — Miami 16, at Minnesota 14  
1973 — \*\*\*Miami 24, Minnesota 7  
1976 — Minnesota 29, at Miami 7

### MIAMI 14, NEW ENGLAND 7

1966 — New England 20, at Miami 14  
1967 — at New England 41, Miami 10  
at Miami 41, New England 32  
1968 — Miami 34, at New England 10  
at Miami 38, New England 7  
1969 — Miami 17, at New England 16  
New England 38, Miami 23 (Tampa)  
1970 — at New England 27, Miami 14  
at Miami 37, New England 20  
1971 — at Miami 41, New England 3  
at New England 34, Miami 13  
1972 — at Miami 52, New England 0  
Miami 37, at New England 21  
1973 — at Miami 44, New England 23  
Miami 30, at New England 14  
1974 — at New England 34, Miami 24  
at Miami 34, New England 27  
1975 — Miami 22, at New England 14  
at Miami 20, New England 7  
1976 — at New England 30, Miami 14  
at Miami 10, New England 3

### MIAMI 2, NEW ORLEANS 0

1970 — at Miami 21, New Orleans 10  
1974 — Miami 21, at New Orleans 0

### MIAMI 1, NY GIANTS 0

1972 — Miami 23, at NY Giants 13



### MIAMI 12, NEW YORK JETS 10

1966 — NY Jets 19, at Miami 14  
at NY Jets 30, Miami 13  
1967 — at NY Jets 29, Miami 7  
NY Jets 33, at Miami 14  
1968 — at NY Jets 35, Miami 17  
NY Jets 31, at Miami 7  
1969 — at NY Jets 34, Miami 31  
NY Jets 27, at Miami 9  
1970 — Miami 20, at NY Jets 6  
at Miami 16, NY Jets 0  
1971 — NY Jets 14, at Miami 10  
Miami 30, at NY Jets 14  
1972 — Miami 27, at NY Jets 17  
at Miami 28, NY Jets 24  
1973 — at Miami 31, NY Jets 3  
Miami 24, at NY Jets 14  
1974 — at Miami 21, NY Jets 17  
at NY Jets 17, Miami 14  
1975 — Miami 43, at NY Jets 0  
at Miami 27, NY Jets 7  
1976 — at Miami 16, NY Jets 0  
Miami 27, at NY Jets 7

### OAKLAND 9, MIAMI 2 (1 tie)

1966 — Oakland 23, at Miami 14  
at Oakland 21, Miami 10  
1967 — at Oakland 31, Miami 17  
1968 — Oakland 47, at Miami 21  
1969 — at Oakland 20, Miami 17  
at Miami 20, Oakland 20  
1970 — at Miami 20, Oakland 13  
\*at Oakland 21, Miami 14  
1973 — at Oakland 12, Miami 7  
\*\*at Miami 27, Oakland 10  
1974 — \*at Oakland 28, Miami 26  
1975 — Oakland 31, at Miami 21

### MIAMI 1, PHILADELPHIA 1

1970 — at Philadelphia 24, Miami 17  
1975 — at Miami 24, Philadelphia 16

### MIAMI 3, PITTSBURGH 1

1971 — at Miami 24, Pittsburgh 21  
1973 — \*\*Miami 21, at Pittsburgh 17  
1973 — at Miami 30, Pittsburgh 26  
1976 — at Pittsburgh 14, Miami 3

### MIAMI 1, ST. LOUIS 0

1972 — at Miami 31, St. Louis 10

### SAN DIEGO 4, MIAMI 3

1966 — at San Diego 44, Miami 10  
1967 — at San Diego 24, Miami 0  
at Miami 41, San Diego 24  
1968 — at San Diego 34, Miami 28  
1969 — San Diego 21, at Miami 14  
1972 — at Miami 24, San Diego 10  
1974 — Miami 28, at San Diego 21

### MIAMI 1, SAN FRANCISCO 0

1973 — at Miami 21, San Francisco 13

### MIAMI 1, TAMPA BAY 0

1976 — Miami 23, at Tampa Bay 20

### MIAMI 1, WASHINGTON 1

1972 — \*\*\*Miami 14, Washington 7  
1974 — at Washington 20, Miami 17

\*AFC Semifinal

\*\*AFC Championship

\*\*\*Super Bowl



## PRESEASON RESULTS

### 1966 (0-4)

- L 10-38 at San Diego
- L 0-33 Kansas City
- L 14-31 New York Jets  
(at Jacksonville)
- L 16-28 Denver (Memphis)

### 1967 (2-3)

- W 19-2 Denver (Akron)
- W 10-7 Buffalo (Memphis)
- L 19-20 San Diego
- L 17-27 Atlanta
- L 17-20 New Orleans  
(at Charleston)

### 1968 (2-2-1)

- T 28-28 Buffalo (Rochester)
- W 23-7 Philadelphia
- L 17-19 New England  
(at Jacksonville)
- L 13-22 Baltimore
- W 19-13 Atlanta

### 1969 (1-5)

- L 10-45 Minnesota (Tampa)
- L 10-16 Chicago
- L 10-14 Philadelphia
- L 21-28 at Cincinnati
- L 10-23 Baltimore
- W 13-0 New England  
(at Birmingham)

### 1970 (4-2)

- W 16-10 Pittsburgh  
(at Jacksonville)
- W 20-10 Cincinnati
- W 17-7 San Francisco
- W 20-13 Baltimore
- L 21-26 Washington  
(at Tampa)
- L 17-20 Atlanta

### 1971 (2-3-1)

- L 10-27 Cincinnati
- T 17-17 San Francisco
- L 7-10 Green Bay  
(at Milwaukee)
- W 28-24 Detroit
- W 27-10 Washington
- L 0-24 at Minnesota

### 1972 (3-3)

- L 23-31 at Detroit
- L 13-14 Green Bay
- W 35-17 at Cincinnati
- W 24-10 Atlanta
- L 24-27 at Washington
- W 19-17 Minnesota

### 1973 (3-2-1)

- W 14-13 Cincinnati
- W 14-13 New Orleans
- T 9-9 Chicago
- W 17-14 Los Angeles
- L 17-20 at Minnesota
- L 23-26 at Dallas

### 1974 (4-2)

- L 13-19 at Cincinnati
- W 45-20 New Orleans
- W 21-9 Minnesota
- L 13-31 at Los Angeles
- W 21-10 Green Bay
- W 30-7 at Chicago

### 1975 (5-1)

- W 7-3 Cincinnati
- W 20-14 Detroit
- W 20-10 at New Orleans
- L 7-20 at Minnesota
- W 21-10 Chicago
- W 31-13 N.Y. Giants

### 1976 (6-0)

- W 16-3 Minnesota
- W 30-21 at Detroit
- W 24-16 Philadelphia
- W 28-21 at Tampa Bay
- W 10-6 at Houston
- W 20-7 at New Orleans

## PRESEASON WON-LOSS RECORDS

Opponent	W	L	T	Pct.	Pts.	Opp.
Atlanta	2	2	0	.500	77	70
Baltimore	1	2	0	.333	43	58
Buffalo	1	0	1	.750	38	35
Chicago	2	1	1	.625	70	42
Cincinnati	4	3	0	.571	120	117
Cleveland	(NO GAMES)					
Dallas	0	1	0	.000	23	26
Denver	1	1	0	.500	35	30
Detroit	3	1	0	.750	101	90
Green Bay	1	2	0	.333	41	34
Houston	1	0	0	1.000	10	6
Kansas City	0	1	0	.000	0	33
Los Angeles	1	1	0	.500	30	45
Minnesota	3	4	0	.429	90	138
New England	1	1	0	.500	30	19
New Orleans	4	1	0	.800	116	70
New York Giants	1	0	0	1.000	31	13
New York Jets	0	1	0	.000	14	31
Oakland	(NO GAMES)					
Philadelphia	2	1	0	.667	57	37
Pittsburgh	1	0	0	1.000	16	10
St. Louis	(NO GAMES)					
San Diego	0	2	0	.000	29	58
San Francisco	1	0	1	.750	34	24
Seattle	(NO GAMES)					
Tampa Bay	1	0	0	1.000	28	21
Washington	1	2	0	.333	72	63
<b>TOTALS</b>	<b>32</b>	<b>27</b>	<b>3</b>	<b>.540</b>	<b>1105</b>	<b>1070</b>

## MILLION TICKETS SOLD IN 1973

The Miami Dolphins established an all-time National Football League record in 1973 as defending Super Bowl champions by attracting more than a million paying fans to their 14 regular-season games.

Altogether there were 1,025,400 tickets sold for the Dolphin games, home and away, in 1973. The only other team to surpass a million tickets was Buffalo in 1974 with 1,003,062.

The foundation for the Dolphin record was an NFL best of 74,961 season tickets. That led to seven '73 sellouts averaging 78,714 tickets and an NFL record 551,000 total. The Dolphins attracted an average of 67,771 paying fans on the road for a 474,400 total, and that, too, is an NFL record.

Even during 1976 with a losing record, the Dolphins were the second-best road attraction in the American Conference. Miami trailed only Pittsburgh, which was competing for a third consecutive shot at the Super Bowl.

"This is a singular and unique achievement in a year in which injuries and mishaps caused the Dolphins to drop to 6-8 after six consecutive seasons of winning at least 10 games," Managing General Partner, Joseph Robbie said.

The Dolphins led the NFL in average number of tickets sold (55,785) during an unbeaten 6-0 preseason of 1976, more than doubling the ticket sales of four NFL clubs.

## ATTENDANCE

### REGULAR-SEASON GAMES

Year	Paid, 7-Home	Paid, 7-Away	Paid, 14-Total	Turnstile, 7-Home	Announced, 7-Away
1966				182,431	243,269
1967				202,849	255,143
1968				215,980	252,291
1969				242,815	280,967
1970				440,139	348,918
1971	464,658	403,174	867,832	454,388	413,194
1972	544,162	414,056	958,218	532,005	421,503
1973	551,000	474,400	1,025,400	442,482	437,631
1974	537,418	405,068	942,486	457,768	398,968
1975	487,758	421,918	909,676	453,353	401,222
1976	400,109	426,552	826,661	358,817	414,553

### SEASON TICKETS, PAID AVERAGES, ETC.

(Turnstile Figures Only, 1966-70)

Year	Season Tickets	Paid, 7-Home	Paid, 7-Away	Paid, 14-Total	Preseason Paid Home
1966	12,503	26,062	34,753	30,407	1- 36,366
1967	13,050	28,978	36,449	32,714	2- 86,692
1968	14,924	30,854	36,041	33,448	3-145,257
1969	17,478	34,688	40,138	37,413	3-140,514
1970	26,161	62,877	49,845	56,361	4-246,176
1971	44,834	66,380	57,596	61,988	4-237,753
1972	69,303	77,737	59,151	68,444	3-222,821
1973	74,961	78,714	67,771	73,243	4-313,411
1974	67,322	76,774	57,867	67,320	3-193,442
1975	49,026	69,680	60,274	64,977	4-213,186
1976	44,494	57,158	60,936	59,047	2-102,338

### TICKETS SOLD, REGULAR SEASON

Opponents in Miami		Dolphins on Road	
Atlanta	74,935 1974	Atlanta	53,036 1970
Baltimore	78,584 1973	Baltimore	59,808 1975
Buffalo	78,771 1974	Buffalo	79,463 1974
Chicago	73,071 1971	Chicago	56,577 1975
Cincinnati	78,675 1974	Cincinnati	59,090 1971
Cleveland	75,312 1970	Cleveland	78,424 1973
Dallas	No Game	Dallas	62,967 1973
Denver	56,187 1975	Denver	50,499 1971
Detroit	78,337 1973	Detroit	No Game
Green Bay	74,215 1971	Green Bay	55,270 1975
Houston	75,069 1972	Houston	50,494 1975
Kansas City	75,358 1974	Kansas City	78,736 1972
Los Angeles	65,314 1976	Los Angeles	68,386 1971
Minnesota	52,945 1976	Minnesota	45,766 1972
New England	78,830 1973	New England	60,268 1973
New Orleans	42,886 1970	New Orleans	73,458 1974
New York Giants	No Game	New York Giants	62,728 1972
New York Jets	78,821 1973	New York Jets	61,720 1972
Oakland	78,805 1975	*Oakland	74,044 1973
Philadelphia	62,925 1975	Philadelphia	58,171 1970
Pittsburgh	78,922 1973	Pittsburgh	49,813 1976
St. Louis	78,190 1972	St. Louis	No Game
San Diego	78,212 1972	San Diego	44,183 1974
San Francisco	78,768 1973	San Francisco	No Game
Washington	No Game	Washington	52,379 1974

\*Berkeley, Calif.

## PLAYOFF HISTORY



### 1970 AFC PLAYOFF

#### Raiders Sink Dolphins With 82-Yard Bomb

Oakland, Dec. 27 — Quarterback Daryle Lamonica unloaded an 82-yard touchdown pass to Rod Sherman with 9:34 to play as Oakland spoiled the Dolphins' first appearance in the playoffs, 21-14, on a field oozing with mud.

The Dolphins, who had won six consecutive games to finish 10-4 and gain a wild-card berth, had taken a 7-0 lead in the second quarter when Bob Griese fired a 16-yard strike to Paul Warfield in the end zone. Lamonica matched that TD with a 22-yard toss to Fred Biletnikoff only 1:50 before halftime.

Raider right cornerback Willie Brown intercepted a wet and wobbly pass by Griese and fled 50 yards along the sideline for the tie-breaking TD. It came minutes after Jake Scott recovered an Oakland fumble at the Miami 10-yard line.

The heave to Sherman was insurance. Only three plays earlier, Dolphin kicker Garo Yepremian missed a 24-yard field-goal attempt for the second time in the game. Oakland's George Blanda also missed a 23-yarder.

Miami	0	7	0	7	—	14		Miami	Oak	
Oakland	0	7	7	7	—	21	First Downs	16	12	
Miami - Warfield 16 pass from Griese (Yepremian kick)							Rushes-Yards	33-118	36-114	
Oak - Biletnikoff 22 pass from Lamonica (Blanda kick)							Passing Yards	124	187	
Oak - Brown 50 interception return (Blanda kick)							Total Yards	242	301	
Oak - Sherman 82 pass from Lamonica (Blanda kick)							Had QB Sacked	3-31	0-0	
Miami - Richardson 7 pass from Griese (Yepremian kick)							Penalties-Yards	5-39.2	4-32.2	
									2-0	4-2
									0-0	4-30

A - 54,401

### INDIVIDUAL LEADERS

RUSHING - Miami: Csonka 10-23, Kiick 14-64, Morris 8-29, Griese 1-2. Oakland: Dixon 8-31, Smith 9-37, Hubbard 18-58, Banaszak 1-(-6).

PASSING - Miami: Griese 27-13-1, 155 yards, two TDs. Oakland: Lamonica 16-8-0, 187 yards, two TDs.

RECEIVING - Miami: Twilley 1-14, Warfield 4-62, Kiick 4-34, Morris 2-15, Richardson 2-30. Oakland: Biletnikoff 3-46, Chester 2-47, Dixon 1-3, Smith 1-9, Sherman 1-82.

## 1971 AFC PLAYOFF

### Dolphins Outlast Chiefs in Longest Game

Kansas City, Dec. 25 — Garo Yepremian ended 82 minutes and 40 seconds of an epic struggle by thumping a 37-yard field goal in the second overtime, lifting the Dolphins past Kansas City, 27-24, on Christmas Day.

The Dolphins battled from behind three times to tie the AFC West champions, the third time on Bob Griese's five-yard pass to tight end Marv Fleming with 96 seconds remaining in regulation.

Kansas City running back Ed Podolak, who amassed 350 yards of all-purpose running, returned the ensuing kickoff 78 yards to the Dolphin 22 where Curtis Johnson caught him with desperate pursuit. With 35 seconds on the clock, Jan Stenerud missed a 32-yard field-goal try.

Stenerud had a 42-yarder blocked by Nick Buoniconti in the fifth quarter, and Yepremian was short with a 45-yard effort. But Larry Csonka crashed 29 yards to the Chiefs 36, and that put the NFL's scoring leader in position to win it.

Miami	0	10	7	7	0	3	—	27
K-City	10	0	7	7	0	0	—	24

KC - FG Stenerud 24	First Downs	22	23
KC - Podolak 7 pass from Dawson (Stenerud kick)	Rushes-Yards	43-144	44-213
Mia - Csonka 1 run (Yepremian kick)	Passing Yards	263	238
Miami - FG Yepremian 14	Total Yards	407	451
KC - Otis 1 run (Stenerud kick)	Had QB Sacked	0-0	1-8
Miami - Kiick 1 run (Yepremian kick)	Passes	35-20-2	26-18-2
KC - Podolak 3 run (Stenerud kick)	Punts	6-40.0	2-51.0
Miami - Fleming 5 pass from Griese (Yepremian kick)	Fumbles-Lost	1-0	3-2
Miami - FG Yepremian 37	Penalties-Yards	5-26	6-44

Miami	0	3	0	0	—	3
Dallas	3	7	7	7	—	24

Dallas	3	7	7	7	—	24
Miami	0	3	0	0	—	3

Dallas - FG Clark 9	First Downs	23	10
Dallas - Alworth 7 pass from Staubach (Clark kick)	Rushes-Yards	48-252	20-80
Miami - FG Yepremian 31	Passing Yards	100	105
Dallas - D. Thomas 3 run (Clark kick)	Total Yards	352	185
Dallas - Ditka 7 pass from Staubach (Clark kick)	Had QB Sacked	2-19	1-29
	Passes	19-12-0	23-12-1
	Punts	5-37.2	5-40.0
	Fumbles-Lost	1-0	0-0
	Penalties-Yards	3-15	0-0

A - 50,374 paid, 45,822 turnstile
-----------------------------------

A - 81,023 paid, 80,591 turnstile

### INDIVIDUAL LEADERS

**RUSHING** - Miami: Kiick 15-56, Csonka 24-86, Griese 2-9, Warfield 2(-7).  
 Kansas City: Hayes 22-100, Podolak 17-85, Wright 2-15, Otis 3-13.  
**PASSING** - Miami: Griese 35-20-2, 263 yards, one TD.  
 Kansas City: Dawson 26-18-2, 246 yards, one TD.  
**RECEIVING** - Miami: Warfield 7-140, Fleming 4-37, Kiick 3-24, Mandich 1-4, Twilley 5-58, Kansas City: Podolak 8-110, Hayes 3-6, Wright 3-104, Taylor 3-12

## 1971 AFC CHAMPIONSHIP

### Anderson, No-Names Stymie Colts, 21-0

Miami, Jan. 2, 1972 — Three lightning plays and a persistent defense propelled the Dolphins into Super Bowl VI with a 21-0 rout of Baltimore before an all-time Orange Bowl record crowd of 78,939.

Strong safety Dick Anderson intercepted a John Unitas pass which was deflected by Curtis Johnson, and behind a wall of six open-field blocks, Anderson weaved 62 yards for a third-quarter touchdown. "My eyes were popping as I ran," Anderson said. "I've never seen so many people land on their heads."

Before Anderson's convoy made it 14-0, the Dolphins staggered the defending Super Bowl champions when Bob Griese and Paul Warfield hooked up for a 75-yard TD pass. Warfield applied the clincher when he escaped 50 yards with a Griese pass, setting up a five-yard TD slam by fullback Larry Csonka.

The Colts hadn't been held scoreless for 97 games over seven seasons. They were stopped at the Dolphin 9 in the second quarter. Jim O'Brien missed two field-goal attempts and had another blocked by Lloyd Mumphord.

Baltimore	0	0	0	0	—	0
Miami	7	0	7	7	—	21

Miami - Warfield 75 pass from Griese (Yepremian kick)	First Downs	16	13
Miami - Anderson 62 interception return (Yepremian kick)	Rushes-Yards	30-89	35-144
Mia - Csonka 5 run (Yepremian kick)	Passing Yards	213	142
A - 78,629 paid, 78,939 turnstile	Total Yards	302	296
	Had QB Sacked	2-11	2-16
	Passes	36-20-3	8-4-1
	Punts	3-45.3	6-42.7
	Fumbles-Lost	1-0	0-0
	Penalties-Yards	1-5	2-27

Balt	Miami
0	7
0	0
7	7
7	—
—	21

### INDIVIDUAL LEADERS

**RUSHING** - Baltimore: McCauley 15-50, Nottingham 11-33, Untias 2-1, Nowatzke 2-5, Miami: Kiick 18-66, Csonka 15-63, Griese 1-12, Morris 1-3.  
**PASSING** - Baltimore: Unitas 36-20-3, 224 yards, no TD.  
 Miami: Griese 8-4-1, 158 yards, one TD.  
**RECEIVING** - Baltimore: Hinton 6-98, Nottingham 4-26, McCauley 2-24, Mitchell 1-14, Perkins 3-19, Havrilak 2-31, Matte 1-6, Mackey 1-6.  
 Miami: Warfield 2-125, Twilley 2-33.

## SUPER BOWL VI

### Cowboys Flatten Luckless Dolphins, 24-3

New Orleans, Jan. 16, 1972 — A 252-yard rushing attack and sharp passing by Roger Staubach spurred the Dallas Cowboys to a 24-3 victory over the Dolphins at Tulane Stadium.

Duane Thomas pranced 95 yards on 19 carries, fullback Walt Garrison added 74 yards on 14 carries and Staubach passed twice for touchdowns to Lance Alworth and Mike Ditka. Staubach, who was sacked twice in the first quarter, bounced back to complete 12 of 19 passes, and he scrambled from the Dolphin pass rush five times.

The Dolphins were frustrated all day; in the first quarter, Larry Csonka lost a fumble and Bob Griese was chased by tackle Bob Lilly for a 29-yard loss. Griese fumbled away a snap at the Dallas 16 in the fourth period.

Although it was intriguing 10-3 at halftime, the Cowboys marched 71 yards in seven plays after kickoff, and Thomas swept three yards for the TD.

Dallas	3	7	7	7	—	24
Miami	0	3	0	0	—	3

Dallas - FG Clark 9	First Downs	23	10
Dallas - Alworth 7 pass from Staubach (Clark kick)	Rushes-Yards	48-252	20-80
Miami - FG Yepremian 31	Passing Yards	100	105
Dallas - D. Thomas 3 run (Clark kick)	Total Yards	352	185
Dallas - Ditka 7 pass from Staubach (Clark kick)	Had QB Sacked	2-19	1-29
	Passes	19-12-0	23-12-1
	Punts	5-37.2	5-40.0
	Fumbles-Lost	1-0	0-0
	Penalties-Yards	3-15	0-0

A - 81,023 paid, 80,591 turnstile
-----------------------------------

### INDIVIDUAL LEADERS

**RUSHING** - Dallas: Thomas 19-95, Garrison 14-74, Staubach 5-18, Hill 7-25, Hayes 1-16, Reeves 1-7, Ditka 1-17.  
 Miami: Kiick 7-40, Csonka 9-40, Griese 1-0.  
**PASSING** - Dallas: Staubach 19-12-0, 119 yards, two TDs.  
 Miami: Griese 23-12-1, 134 yards, no TD.  
**RECEIVING** - Dallas: Hayes 2-23, D. Thomas 3-17, Garrison 2-11, Alworth 2-28, Hill 1-12, Ditka 2-28.  
 Miami: Twilley 1-20, Kiick 3-21, Warfield 4-39, Csonka 2-18, Fleming 1-27, Mandich 1-9.

## 1972 AFC PLAYOFF

### Late TD Drive Protects Unbeaten Dolphins

Miami, Dec. 24 — On the ropes in the fourth quarter after an unprecedented 14 victories, the Dolphins responded to poised Earl Morrall and drove 80 yards for a touchdown with 4:56 to play for a 20-14 victory over the Cleveland Browns.

Morrall, the NFL's leading passer as he replaced injured Bob Griese 10 weeks earlier, had completed only four passes for 38 yards. But he threw 15 and 35 yards to Paul Warfield, reaching the Browns' 20, and a pass interference call against linebacker Billy Andrews put the ball at the 8.

Halfback Jim Kiick then bulled eight yards up the middle on a trap for the winning points. The triumph was sealed with a minute to play when linebacker Doug Swift intercepted quarterback Mike Phipps at the Dolphin 20.

Despite stealing five of Phipps' passes, the Dolphins were stung by a 27-yard TD pass to Fair Hooker and trailed, 14-13, with 8:11 to play.

Cleveland	0	0	7	7	—	14
Miami	10	0	0	10	—	20

Miami - Babb 5 recovery of blocked punt (Yepremian kick)	First Downs	15	17
Miami - FG Yepremian 40	Rushes-Yards	32-165	47-198
Clev - Phipps 5 run (Cockroft kick)	Passing Yards	118	74
Miami - FG Yepremian 46	Total Yards	283	272
Clev - Hooker 27 pass from Phipps (Cockroft kick)	Had QB Sacked	2-13	4-14
Miami - Kiick 8 run (Yepremian kick)	Passes	23-9-5	13-6-0
A - 78,916 paid, 80,010 announce	Punts	6-34.7	5-42.0
	Fumbles-Lost	2-0	2-2
	Penalties-Yards	3-25	3-25

Cleve	Miami
0	10
0	0
7	10
7	—
—	20

### INDIVIDUAL LEADERS

**RUSHING** - Cleveland: Scott 16-94, Phipps 8-47, Brown 4-13, Kelly 4-11, Miami: Morris 15-72, Kiick 14-50, Warfield 2-41, Csonka 12-32, Morrall 4-3.  
**PASSING** - Cleveland: Phipps 23-9-5, 131 yards, one TD.  
 Miami: Morrall 13-6-0, 88 yards, no TD.  
**RECEIVING** - Cleveland: Scott 4-30, Hooker 3-53, Kelly 1-27, Morin 1-21.  
 Miami: Twilley 3-33, Warfield 2-50, Kiick 1-5.

### 1972 AFC CHAMPIONSHIP

#### Griese Comes Off Bench to Rally 21-17 Win

Pittsburgh, Dec. 31 — Quarterback Bob Griese, playing 11 weeks after he had broken his right leg, ignited a third-quarter touchdown drive with a 52-yard pass to Paul Warfield, and the Dolphins overtook the Pittsburgh Steelers, 21-17, in unusually warm 63-degree weather.

Griese was given the nod in the second half after Earl Morrall had flipped a nine-yard touchdown pass to Larry Csonka for a 7-7 halftime deadlock. Punter Larry Seiple broke loose on a daring 37-yard run to setup that TD.

Trailing 10-7, Griese directed TD drives of 80 and 49 yards with Jim Kiick blasting two and three yards for the scores. Steeler quarterback Terry Bradshaw, who closed the gap with four straight completions on a 71-yard TD drive, was intercepted by Nick Buoniconti at mid-field with 2½ minutes to play.

In addition to Seiple's dash, the Dolphins converted fourth-down situations on both Griese-led drives.

Miami	0	7	7	7	—	21
Pittsburgh	7	0	3	7	—	17

Pitt - Mullins recovery Bradshaw fumble (Gerela kick)  
Miami - Csonka 9 pass from Morrall (Yeprreman kick)  
Pitt - FG Gerela 14  
Miami - Kiick 2 run (Yeprreman kick)  
Miami - Kiick 3 run (Yeprreman kick)  
Pitt - Young 12 pass from Bradshaw (Gerela kick)

	<b>Miami</b>	<b>Pitts</b>
First Downs	19	13
Rushes-Yards	49-193	26-128
Passing Yards	121	122
Total Yards	314	250
Had QB Sacked	0-0	2-15
Passes	16-10-1	20-10-2
Punts	4-35.5	4-51.3
Fumbles-Lost	0-0	2-0
Penalties-Yards	2-19	4-30
	A - 50.845 paid, 50.350 turnstile	

#### INDIVIDUAL LEADERS

RUSHING - Miami: Csonka 24-68, Morris 6-76, Kiick 8-12, Seiple 1-37.  
Pittsburgh: Harris 16-76, Fuqua 8-47, Bradshaw 2-5.  
PASSING - Miami: Morrall 11-7-1, 51 yards, one TD; Griese 5-3-0, 70 yards, no TD.  
Pittsburgh: Bradshaw 10-5-2, 80 yards, one TD; Hanratty 10-5-0, 57 yards.  
RECEIVING - Miami: Morris 1-(-6), Mandich 1-5, Fleming 5-50, Csonka 1-9, Warfield 2-63.  
Pittsburgh: Young 4-54, Harris 2-3, McMakin 1-22, Shanklin 2-49, Brown 1-9.

### SUPER BOWL VII

#### Dolphins Achieve Perfection in 17th Win

Los Angeles, Jan. 14, 1973 — "This is the ultimate," Coach Don Shula said quietly after his unbeaten Dolphins dominated the Washington Redskins, 14-7, to cap a perfect season. It was Shula's first Super Bowl triumph in three tries.

A record Super Bowl crowd of 90,182 saw the Dolphins surge to a 14-0 halftime lead even as one touchdown was nullified by an offside penalty. Miami intercepted three of Bill Kilmer's passes, and Manny Fernandez scuttled the Redskin running game with 17 tackles.

An original Dolphin, Howard Twilley, eluded cornerback Pat Fischer to snare a 28-yard touchdown pass from Bob Griese in the first quarter. Griese's 47-yard TD bomb to Paul Warfield was erased by the penalty, but a 32-yard interception return by linebacker Nick Buoniconti setup the Dolphins' second score.

Safety Jake Scott thwarted Kilmer with an end-zone interception and 55-yard runback. The Redskins finally scored on a bizarre 49-yard fumble recovery by Mike Bass after a blocked field goal and attempted pass by kicker Garo Yepremian.

Miami	7	7	0	0	—	14
Washington	0	0	0	7	—	7

Miami - Twilley 28 pass from Griese (Yeprreman kick)  
Miami - Kiick 1 run (Yeprreman kick)  
Wash - Bass 49 fumble recovery (Knight kick)

	<b>Miami</b>	<b>Wash</b>
First Downs	12	16
Rushes-Yards	37-184	36-141
Passing Yards	69	87
Total Yards	253	228
Had QB Sacked	2-19	2-17
Passes	11-8-1	28-14-3
Punts	7-43.0	5-31.2
Fumbles-Lost	2-1	1-0
Penalties-Yards	3-35	3-25

#### INDIVIDUAL LEADERS

RUSHING - Miami: Kiick 12-38, Csonka 15-112, Morris 10-34.  
Washington: Brown 22-72, Harraway 10-37, C. Taylor 1-8, Smith 1-6, Kilmer 2-18.  
PASSING - Miami: Griese 11-8-1, 88 yards, one TD.  
Washington: Kilmer 28-14-3, 104 yards, no TD.  
RECEIVING - Miami: Csonka 1-(-1), Warfield 3-36, Twilley 1-28, Kiick 2-6, Mandich 1-19.  
Washington: Brown 5-26, Jefferson 5-50, Harraway 1-(-3), Smith 1-11, C. Taylor 2-20.

### 1973 AFC PLAYOFF

#### Stout Defense Cages Bengals, 34-16

Miami, Dec. 23 — A defense which had allowed only 15 touchdowns all season kept the Cincinnati Bengals out of the end zone while the Dolphins hammered 241 yards on the ground for a convincing 34-16 victory.

Mercury Morris scooted 106 yards on 20 carries and Bob Griese completed 11 of 18 passes including TDs of 13 yards to Paul Warfield and seven yards to Jim Mandich. Garo Yepremian converted long field goals of 50 and 46 yards in the second half to widen the winning margin.

The Dolphins led 21-3 before a lapse just before halftime gave life to the Bengals. Safety Neal Craig intercepted Griese and returned 45 yards for a score, and Horst Muhlman booted field goals of 46 and 12 yards — the second coming after Morris fumbled a kickoff — to make it 21-16.

Cincinnati	3	13	0	0	—	16
Miami	14	7	10	3	—	34

Miami - FG Yepremian 50  
Miami - FG Yepremian 46  
A - 78,928 paid, 75,770 turnstile

Miami - Warfield 13 pass from Griese (Yeprreman kick)

Cin - FG Muhlman 24  
Mia - Csonka 1 run (Yeprreman kick)  
Miami - Morris 4 run (Yeprreman kick)  
Cin - Craig 45 interception return (Muhlman kick)  
Cin - FG Muhlman 46  
Cin - FG Muhlman 12  
Miami - Mandich 7 pass from Griese (Yeprreman kick)

	<b>Cincy</b>	<b>Miami</b>
First Downs	11	27
Rushes-Yards	20-97	52-241
Passing Yards	97	159
Total Yards	194	400
Had QB Sacked	3-16	0-0
Passes	27-14-1	19-11-2
Punts	7-36.3	2-49-0
Fumbles-Lost	0-0	2-1
Penalties-Yards	2-19	1-5

#### INDIVIDUAL LEADERS

RUSHING - Cincinnati: Clark 7-40, E. Johnson 2-17, Elliott 7-15, Curtis 1-(-1), Anderson 3-26.  
Miami: Morris 20-106, Csonka 20-71, Kiick 10-51, Nottingham 1-5, Leigh 1-8.  
PASSING - Cincinnati: Anderson 27-14-1, 113 yards, no TD  
Miami: Griese 18-11-1, 159 yards, two TDs; Briscoe 1-0-1.  
RECEIVING - Cincinnati: Clark 2-18, Curtis 1-9, Elliott 9-53, Joiner 2-33.  
Miami: Kiick 3-19, Warfield 4-95, Mandich 3-28, Briscoe 1-17

### 1973 AFC CHAMPIONSHIP

#### Dolphins Grind Raiders With 266 Rushing

Miami, Dec. 30 — A relentless running attack with Larry Csonka and Mercury Morris accounting for 203 of the 266 yards powered the Dolphins to a 27-10 triumph over the Oakland Raiders for a third straight American Conference title.

Csonka, a 237-pound battering ram who had his third consecutive 1,000-yard season, scored three touchdowns with his 117 yards on 29 carries. The Dolphins covered 64 and 63 yards exclusively on the ground for a 14-0 halftime lead.

Then as the Raiders battled within 17-10, Bob Griese directed ground assaults of 63 yards culminating in a field goal and 40 yards ending in Csonka's third TD.

Defensively, safety Dick Anderson forced a fourth-down fumble by Marv Hubbard at midfield, and the Dolphins took possession with a 20-10 lead and six minutes to play.

Oakland had stopped Miami's 18-game winning streak, 12-7, three months earlier.

Oakland	0	0	10	0	—	10
Miami	7	7	3	10	—	27

Mia - Csonka 11 run (Yeprreman kick)  
Mia - Csonka 2 run (Yeprreman kick)  
Oak - FG Blanda 21  
Miami - FG Yepremian 42  
Oak - Siani 25 pass from Stabler (Blanda kick)  
Miami - FG Yepremian 26  
Mia - Csonka 2 run (Yeprreman kick)

	<b>Oakland</b>	<b>Miami</b>
First Downs	15	21
Rushes-Yards	26-107	53-266
Passing Yards	129	26
Total Yards	236	292
Had QB Sacked	0-0	1-8
Passes	23-15-1	6-3-1
Punts	2-51.0	1-39
Fumbles-Lost	1-0	1-0
Penalties-Yards	3-35	3-26
	A - 79,325 paid, 75,105 turnstile	

#### INDIVIDUAL LEADERS

RUSHING - Oakland: Hubbard 10-54, C. Smith 10-35, Davis 4-15, Banaszak 2-3.  
Miami: Csonka 29-117, Morris 14-86, Kiick 6-12, Griese 3-39, Nottingham 1-12.  
PASSING - Oakland: Stabler 23-15-1, 129 yards, one TD.  
Miami: Griese 6-3-1, 34 yards, no TD.  
RECEIVING - Oakland: Hubbard 2-11, C. Smith 5-43, Moore 2-9, Siani 3-45, Biletnikoff 2-15, C. Davis 1-6.  
Miami: Briscoe 1-6, Warfield 1-27, Kiick 1-1.

## SUPER BOWL VIII

### Dolphins Demolish Vikings, 24-7

Houston, Jan. 13, 1974 — Winning for the 32nd time in 34 games, the Dolphins repeated as Super Bowl champions and proved themselves "Best Ever" with a 24-7 rout of the Minnesota Vikings at Rice Stadium.

There was no doubt from the beginning. The Dolphins swept 62 yards in 10 plays with the opening kickoff, scoring on Larry Csonka's five yard smash. Minnesota punted, and the onslaught resumed with a 56-yard, 10-play Dolphin drive capped by Jim Kiick's one-yard plunge.

It was 17-0 before the Vikings crossed their 40, and a fourth-down fumble by Oscar Reed was recovered by safety Jake Scott at the Dolphin six-yard line.

A brilliant, diving catch by Paul Warfield netted 27 yards on a third-quarter TD drive that hiked it to 24-0. Csonka finished with his best-ever total of 145 yards on 33 carries. The Dolphins rushed for 703 yards and outscored opponents, 85-33, in the three-game playoff blitz.

	Minn				Miami					
Minnesota	0	0	0	7	—	7	First Downs	14	21	
Miami	14	3	7	0	—	24	Rushes-Yards	24-72	53-196	
Mia - Csonka 5 run (Yepremian kick)					Passing Yards				166	63
Mia - Kiick 1 run (Yepremian kick)					Total Yards				238	259
Miami - FG Yepremian 28					Had QB Sacked				2-16	1-10
Mia - Csonka 2 run (Yepremian kick)					Passes				28-18-1	7-6-0
Minn - Tarkenton 4 run (Cox kick)					Punts				5-42.2	3-39.0
A - 71.882 paid, 68,142 turnstile					Fumbles-Lost				2-1	1-0
					Penalties-Yards				7-65	1-4

#### INDIVIDUAL LEADERS

**RUSHING** - Minnesota: Forman 7-18, Reed 11-32, Tarkenton 4-17, Marinaro 1-3, Brown 1-2, Miami: Csonka 33-145, Morris 11-34, Kiick 7-10, Griese 2-7.

**PASSING** - Minnesota: Tarkenton 28-18-1, 182 yards, no TD.

Miami: Griese 7-6-0, 73 yards, no TD.

**RECEIVING** - Minnesota: Foreman 5-27, Kingsriter 1-9, Lash 1-9, Voight 3-46, Giliam 4-44, Marinaro 2-39, Brown 1-9, Reed 1-(-1).  
Miami: Mandich 2-21, Briscoe 2-19, Warfield 2-33.

#### 1974 AFC PLAYOFF

##### Dream of 'Triple Crown' Shattered

Oakland, Dec. 21 — Oakland quarterback Ken Stabler, falling in the clutches of Vern Den Herder, unloaded a wobbly eight-yard pass that Clarence Davis wrestled from three defenders in the end zone, and the Raiders scored a stunning 28-26 victory over the defending champion Dolphins.

Stabler, who had spent the last of his timeouts, appeared to have thrown an interception. But running back Davis clutched the football when bodies were untangled with 26 seconds remaining.

It was the fourth TD pass for lefthander Stabler and his second "freak" score. Four minutes earlier, Cliff Branch fell while catching a pass at the Dolphin 27, but defender Henry Stuckey also slipped, and Branch got up and escaped for a 72-yard TD.

The Dolphins, trailing by two points, went ahead with 2:08 remaining as rookie Benny Malone broke two tackles on a 23-yard touchdown run along the sideline.

Miami	7	3	6	10	—	26	Mia - Malone 23 run (Yepremian kick)			
Oakland	0	7	7	14	—	28	Oak - Davis 8 pass from Stabler (Blanda kick)			
Miami - Moore 89 kickoff return (Yepremian kick)					A - 53,023 paid, 54,020 turnstile					
Oakl - C. Smith 31 pass from Stabler (Blanda kick)					<b>Miami Oakland</b>					
Miami - FG Yepremian 33					First Downs				18	19
Oak - Biletnikoff 13 pass from Stabler (Blanda kick)					Rushes-Yards				41-213	32-135
Miami - Warfield 16 pass from Griese (Blanda kick)					Passing Yards				81	276
Miami - FG Yepremian 46					Total Yards				294	411
Oak - Branch 72 pass from Stabler (Blanda kick)					Had QB Sacked				2-20	2-17
					Passes				14-7-1	30-20-1
					Punts				6-33.2	7-42.7
					Fumbles-Lost				0-0	0-0
					Penalties-Yards				3-15	3-59

#### INDIVIDUAL LEADERS

**RUSHING** - Miami: Csonka 24-114, Malone 14-83, Griese 2-14, Kiick 1-2, Oakland: C. Davis 12-59, Hubbard 14-55, Banaszak 3-14, Stabler 3-7.

**PASSING** - Miami: Griese 14-7-1, 101 yards, one TD.

Oakland: Stabler 30-20-1, 293 yards, four TDs.

**RECEIVING** - Miami: Warfield 3-47, Moore 2-40, Nottingham 1-9, Kiick 1-5.

Oakland: Biletnikoff 8-122, Branch 3-84, Moore 3-22, Smith 2-35, Davis 2-16, Hubbard 1-9, Pitts 1-5.

## DOLPHIN HONORS

### ALL-NFL SELECTIONS

Dick Anderson (strong safety) — AP 1972-73; Writers 1972-73; NEA 1972-74; FN 1973-74; PFW 1973.

Nick Buoniconti (middle linebacker) — FN 1972.

Larry Csonka (fullback) — AP 1971, 1973; PFW 1972-73; Writers 1971; FN 1971-73.

Bob Griese (quarterback) — AP 1971; Writers 1971; NEA 1971; PFW 1971.

Bob Kuechenberg (left guard) — NEA 1975.

Jim Langer (center) — Writers 1974-76; NEA 1974-76; AP 1974-75; PFW 1974-76.

Larry Little (right guard) — Writers 1971-75; AP 1971-75; PFW 1971-73, 1975; FN 1972-74; NEA 1972-73.

Earl Morrall (quarterback) — AP 1972.

Jake Scott (free safety) — FN 1970-72; Writers 1973; AP 1973-74; PFW 1972, 1974.

Bill Stanfill (defensive end) — AP 1972; Writers 1973; NEA 1973.

Paul Warfield (wide receiver) — AP 1971, 1973; NEA 1971-72; Writers 1971; FN 1971; PFW 1971.

Garo Yepremian (kicker) — Writers 1971, 1973; AP 1971; PFW 1971, 1973; FN 1971; NEA 1973.

### NFL SECOND-TEAM SELECTIONS

Dick Anderson (strong safety) — Writers 1974.

Nick Buoniconti (middle linebacker) — AP 1972; Writers 1972.

Larry Csonka (fullback) — AP 1972; Writers 1972; NEA 1973.

Vern Den Herder (defensive end) — FN 1972.

Manny Fernandez (defensive tackle) — NEA 1973.

Bob Griese (quarterback) FN 1971.

Bob Kuechenberg (left guard) — Writers 1975; FN 1975.

Jim Langer (center) — AP 1976.

Larry Little (right guard) — FN 1971; NEA 1975.

Earl Morrall (quarterback) — NEA 1972.

Jake Scott (free safety) — Writers 1972; AP 1972; NEA 1972-73; FN 1973.

Larry Seiple (punter) — FN 1973.

Bill Stanfill (defensive end) — FN 1971, 1973-74; Writers 1974; NEA 1974.

Paul Warfield (wide receiver) — AP 1972; Writers 1973; NEA 1973; FN 1973.

### ALL-AFC SELECTIONS

Dick Anderson (strong safety) — AP 1972-73; UPI 1972-73; SN 1972-74; PFW 1973.

Nick Buoniconti (middle linebacker) — AP 1972.

Larry Csonka (fullback) — PFW 1970, 1973; AP 1972-73; UPI 1971-73; SN 1971-73.

Vern Den Herder (defensive end) — AP 1972.

Norm Evans (right tackle) — AP 1973; SN 1974.

Manny Fernandez (defensive tackle) — SN 1971.

Bob Griese (quarterback) — SN 1970-71, 1973; AP 1971; UPI 1971; PFW 1971.

Bob Kuechenberg (left guard) — PFW 1974; SN 1975.

Jim Langer (center) — PFW 1973-76; AP 1974-76; UPI 1973-76; SN 1973-76.

Larry Little (right guard) — AP 1971-75; UPI 1971-75; SN 1971-74; PFW 1971, 1973, 1975.

Earl Morrall (quarterback) — AP 1972; SN 1972.

Jake Scott (free safety) — FN 1970; AP 1971-75; UPI 1971-73, 1975; SN 1972-73, 1975; PFW 1974.

Bill Stanfill (defensive end) — UPI 1971-74; AP 1972-74; SN 1972-74; PFW 1973.

Paul Warfield (wide receiver) — AP 1971-73; UPI 1971, 1973; SN 1970-73; PFW 1971, 1973-74.

Garo Yepremian (kicker) — PFW 1971, 1973; SN 1971, 1973; AP 1973.

KEY TO AWARDS — AP, Associated Press; UPI, United Press International; NEA, Newspaper Enterprise Association; SN, Sporting News; PFW, Pro Football Weekly; FN, Football News.

**PRO BOWL SELECTIONS**  
(Starters Capitalized)

- 1970 — RB Larry Csonka, QB Bob Griese, WR Paul Warfield.  
 1971 — RB LARRY CSONKA, QB BOB GRIESE, G Larry Little, RB Mercury Morris, S Jake Scott (dnp), DE Bill Stanfill, WR PAUL WARFIELD.  
 1972 — S Dick Anderson, LB Nick Buoniconti (dnp), RB Larry Csonka (dnp), OT Norm Evans, G LARRY LITTLE, RB Mercury Morris, S JAKE SCOTT, DE Bill Stanfill (dnp), WR Paul Warfield (dnp).  
 1973 — S DICK ANDERSON, LB Nick Buoniconti, RB Larry Csonka (dnp), QB Bob Griese, C JIM LANGER, G LARRY LITTLE, OT Wayne Moore (dnp), RB Mercury Morris (dnp), S JAKE SCOTT, DE Bill Stanfill (dnp), WR Paul Warfield (dnp), K GARO YEPREMIAN.  
 1974 — S DICK ANDERSON, RB Larry Csonka, OT Norm Evans, QB Bob Griese, G Bob Kuechenberg, C JIM LANGER, G LARRY LITTLE, DE BILL STANFILL, S Jake Scott (dnp), WR Paul Warfield.  
 1975 — G BOB KUECHENBERG, C JIM LANGER, S JAKE SCOTT.  
 1976 — C JIM LANGER

**AMERICAN FOOTBALL LEAGUE ALL-STARS**

- 1966 — DE Ed Cooke, LB Tom Erlandson, CB Jimmy Warren, S Willie West  
 1967 — LB John Bramlett, WR Jack Clancy, QB Bob Griese, CB DICK WESTMORELAND  
 1968 — QB Bob Griese, RB JIM KIICK, WR Karl Noonan  
 1969 — LB NICK BUONICONTI, G Tom Goode, RB Jim Kiick, G Larry Little, DE Bill Stanfill, East Coach George Wilson

**COLLEGE ALL-STAR GAME, CHICAGO**

- 1966 — LB Frank Emanuel, Tennessee  
 1967 — WR Jack Clancy, Michigan; QB Bob Griese, Purdue; OT Jim Riley, Oklahoma  
 1968 — TE Jim Cox, Miami, Fla.; RB LARRY CSONKA, Syracuse (MVP); RB Jim Kiick, Wyoming.  
 1969 — DT Bob Heinz, Pacific; DE BILL STANFILL, Georgia.  
 1970 — none selected  
 1971 — CB Ron Dickerson, Kansas State  
 1972 — DT Mike Kadish, Notre Dame  
 1973 — Dolphins 14, All-Stars 3  
 1974 — DE Don Reese, Jackson State; RB Benny Malone, Arizona State; CB Jeris White, Hawaii. Game cancelled during players' strike.  
 1975 — OT Darryl Carlton, Tampa; QB-WR Freddie Solomon, Tampa; RB Stan Winfrey, Arkansas State.  
 1976 — LB Kim Bokamper, San Jose State; LB Larry Gordon, Arizona State; WR Duriel Harris, New Mexico State.

**THIRD-DOWN AWARD**

(most valuable, NEA, voted by players)

- |                            |                            |
|----------------------------|----------------------------|
| 1966 - S Willie West       | 1971 - FB Larry Csonka     |
| 1967 - C Tom Goode         | 1972 - FB Larry Csonka     |
| 1968 - QB Bob Griese       | 1973 - MLB Nick Buoniconti |
| 1969 - MLB Nick Buoniconti | 1974 - QB Bob Griese       |
| 1970 - WR Paul Warfield    | 1975 - QB Bob Griese       |
|                            | 1976 - WR Nat Moore        |

**TOMMY FITZGERALD AWARD**

(outstanding rookie in training camp)

- |                          |                        |
|--------------------------|------------------------|
| 1969 - CB Lloyd Mumphord | 1973 - WR Bo Rather    |
| 1970 - LB Mike Kolen     | 1974 - WR Nat Moore    |
| 1971 - WR Otto Stowe     | 1975 - S Barry Hill    |
| 1972 - S Charlie Babb    | 1976 - LB Larry Gordon |

**DOLPHINS AWARDS BANQUET**

(voted by South Florida media)

**Most Valuable Player**

- 1966 — RB Joe Auer  
 1967 — QB Bob Griese  
 1968 — QB Bob Griese  
 1969 — LB Nick Buoniconti  
 1970 — QB Bob Griese and WR Paul Warfield  
 1971 — QB Bob Griese  
 1972 — QB Earl Morrall  
 1973 — FB Larry Csonka  
 1974 — QB Bob Griese  
 1975 — C Jim Langer  
 1976 — LB Steve Towle

**Offensive Back**

- 1966 — RB Joe Auer  
 1967 — QB Bob Griese  
 1968 — WR Karl Noonan  
 1969 — RB Jim Kiick  
 1970 — FB Larry Csonka and RB Jim Kiick  
 1971 — FB Larry Csonka  
 1972 — FB Larry Csonka  
 1973 — FB Larry Csonka  
 1974 — FB Larry Csonka  
 1975 — FB Don Nottingham and RB Norm Bulaich  
 1976 — QB Bob Griese

**Defensive Lineman**

- 1966 — DE Ed Cooke  
 1967 — DT Ray Jacobs  
 1968 — DE Manny Fernandez  
 1969 — DT Manny Fernandez  
 1970 — DT Manny Fernandez  
 1971 — DT Manny Fernandez  
 1972 — DT Manny Fernandez  
 1973 — DT Manny Fernandez  
 1974 — DE Vern Den Herder  
 1975 — DE Vern Den Herder  
 1976 — DE Vern Den Herder

**Defensive Back**

- 1966 — S Willie West  
 1967 — CB Jimmy Warren  
 1968 — CB Jimmy Warren  
 1969 — to linebacker  
 1970 — to linebacker  
 1971 — FS Jake Scott  
 1972 — SS Dick Anderson  
 1973 — SS Dick Anderson  
 1974 — CB Curtis Johnson  
 1975 — CB Curtis Johnson  
 1976 — SS Charlie Babb

**Offensive Lineman**

- 1966 — C Tom Goode  
 1967 — RT Norm Evans  
 1968 — RT Norm Evans  
 1969 — C Tom Goode  
 1970 — RG Larry Little  
 1971 — RG Larry Little  
 1972 — RG Larry Little  
 1973 — C Jim Langer  
 1974 — C Jim Langer  
 1975 — C Jim Langer  
 1976 — C Jim Langer

**Linebacker**

- 1969 — OLB Ed Weisacosky  
 1970 — MLB Nick Buoniconti  
 1971 — MLB Nick Buoniconti  
 1972 — MLB Nick Buoniconti  
 1973 — MLB Nick Buoniconti  
 1974 — MLB Nick Buoniconti  
 1975 — OLB Bob Matheson  
 1976 — MLB Steve Towle

**Receiver**

- 1971 — WR Paul Warfield  
 1972 — WR Paul Warfield  
 1973 — WR Paul Warfield  
 1974 — WR Nat Moore  
 1975 — WR Nat Moore  
 1976 — WR Nat Moore

**Rookie of Year**

- 1966 — MLB Frank Emanuel  
 1967 — WR Jack Clancy  
 1968 — RB Jim Kiick  
 1969 — DE Bill Stanfill  
 1970 — FS Jake Scott  
 1971 — none  
 1972 — none  
 1973 — none  
 1974 — WR Nat Moore  
 1975 — MLB Steve Towle  
 1976 — WR Duriel Harris

**Most Courageous**

- 1966 — Coach George Wilson  
 1967 — OLB John Bramlett  
 1968 — WR Howard Twilley

**WIOD-Rick Weaver**

**Special Teams**

- 1972 — CB Lloyd Mumphord  
 1973 — LB Bruce Bannon  
 1974 — FB Don Nottingham  
 1975 — S Barry Hill  
 1976 — KR Freddie Solomon

## NFL PUBLICITY CONTACTS

### American Conference

Baltimore	Wilt Browning	(301) 667-4400
Buffalo	Budd Thalman	(716) 648-1800
Cincinnati	Al Heim	(513) 621-3550
Cleveland	Nate Wallace	(216) 696-5555
Denver	Bob Peck	(303) 623-8778
Houston	Jack Cherry	(713) 797-9111
Kansas City	Bob Sprenger	(816) 924-9300
Miami	Bob Kearney	(305) 379-1855
New England	Pat Horne	(617) 543-7911
New York Jets	Frank Ramos	(212) 421-6600
Oakland	Tom Grimes	(415) 562-5900
Pittsburgh	Joe Gordon	(412) 323-1200
San Diego	Rick Smith	(714) 280-2111
Tampa Bay	Dick Maxwell	(813) 870-2700

### National Conference

Atlanta	Charlie Dayton	(404) 588-1111
Chicago	Ted Haracz	(312) 663-5100
Dallas	Doug Todd	(214) 369-8000
Detroit	Don Kremer	(313) 335-4131
Green Bay	Chuck Lane	(414) 494-2351
Los Angeles	Jerry Wilcox	(213) 277-4700
Minnesota	Merrill Swanson	(612) 920-4805
New Orleans	Jerry Wynn	(504) 524-1421
New York Giants	Ed Croke	(212) 935-8111
Philadelphia	Jim Gallagher	(215) 463-2500
St. Louis	Kevin Byrne	(314) 421-0777
San Francisco	George McFadden	(415) 771-1149
Seattle	Don Andersen	(206) 827-9777

### Other Publicity Contacts

NFL Office	Jim Heffernan	(212) 758-1500
AFC Information	Joe Browne	(212) 758-1500
NFC Information	Jack Hand	(212) 758-1500
Elias Sports Bureau	Seymour Siwoff	(212) 869-1530
Management Council	Terry Bledsoe	(212) 832-2260
Players' Association	Ed Garvey	(202) 833-3335
ABC-TV Sports	Irv Brodsky	(212) 581-7777
CBS-TV Sports	Sid Kaufman	(212) 975-4321
NBC-TV Sports	Til Ferdenzi	(212) 664-4444
Hall of Fame	Don Smith	(216) 456-8207



## Records

## YEAR-BY-YEAR LEADERS

### RUSHING

	G	Att.	Yds.	Avg.	LG	TD
1966 Joe Auer	14	121	416	3.4	41	4
1967 Abner Haynes	10	56	274	4.9	65t	2
1968 Jim Kiick	14	165	621	3.8	25	4
1969 Jim Kiick	14	180	575	3.2	27	9
1970 Larry Csonka	14	193	874	4.5	53	6
1971 Larry Csonka	14	195	1051	5.4	28	7
1972 Larry Csonka	14	213	1117	5.2	45	6
1973 Larry Csonka	14	219	1003	4.6	25	5
1974 Larry Csonka	12	197	749	3.8	24	9
1975 Mercury Morris	14	219	875	4.0	49	4
1976 Benny Malone	14	186	797	4.3	31	4

### RECEIVING

	G	No.	Yds.	Avg.	LG	TD
1966 Dave Kocourek	14	27	320	11.9	43	2
1967 Jack Clancy	14	67	868	13.0	44	2
1968 Karl Noonan	14	58	760	13.1	50	11
1969 Larry Seiple	13	41	577	14.1	41t	5
1970 Jim Kiick	14	42	497	11.8	47	0
1971 Paul Warfield	14	43	996	23.2	86t	11
1972 Paul Warfield	12	29	606	20.9	47	3
1973 Marlin Briscoe	14	30	447	14.9	53	2
1974 Nat Moore	13	37	605	16.4	48	2
1975 Nat Moore	14	40	705	17.6	79t	4
1976 Nat Moore	9	33	625	18.9	67t	4

### SCORING

	TDs	Run	Pass	PAT	FG	Points
1966 Joe Auer	9	5	4	0-0	0-0	54
Gene Mingo	0	0	0	23-23	10-22	53
1967 Booth Lusteg	0	0	0	18-18	7-12	39
Jack Harper	4	1	3	0-0	0-0	24
1968 Karl Noonan	11	0	11	0-0	0-0	66
Jimmy Keyes	0	0	0	30-30	7-16	51
1969 Karl Kremser	0	0	0	26-27	13-22	65
Jim Kiick	10	9	1	0-0	0-0	60
1970 Garo Yepremian	0	0	0	31-31	22-29	97
Paul Warfield	6	0	6	0-0	0-0	36
1971 Garo Yepremian	0	0	0	33-33	28-40	117
Paul Warfield	11	0	11	0-0	0-0	66
1972 Garo Yepremian	0	0	0	43-45	24-37	115
Mercury Morris	12	12	0	0-0	0-0	72
1973 Garo Yepremian	0	0	0	38-38	25-37	113
Paul Warfield	11	0	11	0-0	0-0	66
1974 Garo Yepremian	0	0	0	43-43	8-15	67
Larry Csonka	9	9	0	0-0	0-0	54
1975 Garo Yepremian	0	0	0	40-46	13-16	79
Don Nottingham	12	12	0	0-0	0-0	72
1976 Garo Yepremian	0	0	0	29-31	16-23	77
(five players)						24

### PASSING

	G	Att.	Cmp.	Int.	Yds.	TD	Pct.
1966 Dick Wood	10	230	83	14	993	4	36.1
1967 Bob Griese	12	331	166	18	2005	15	50.2
1968 Bob Griese	13	355	186	16	2473	21	52.4
1969 Bob Griese	9	252	121	16	1695	10	48.0
1970 Bob Griese	14	245	142	17	2019	12	58.0
1971 Bob Griese	14	263	145	9	2089	19	55.1
1972 Earl Morrall	14	150	83	7	1360	11	55.3
1973 Bob Griese	13	218	116	8	1422	17	53.2
1974 Bob Griese	13	253	152	15	1968	16	60.1
1975 Bob Griese	10	191	118	13	1693	14	61.8
1976 Bob Griese	13	272	162	12	2097	11	59.6

### PUNT RETURNS

	No.	Yds.	Avg.	Long	TD
1966 Joe Auer	5	99	19.8	56	0
1967 Abner Haynes	6	37	6.2	20	0
1968 Nob Neff	8	71	8.9	20	0
1969 Mercury Morris	25	172	6.9	38	0
1970 Jake Scott	27	290	10.7	77t	1
1971 Jake Scott	33	318	9.6	31	0
1972 Charlie Leigh	22	210	9.5	27	0
1972 Jake Scott	22	266	12.1	33	0
1974 Jake Scott	31	346	11.2	30	0
1975 Freddie Solomon	26	320	12.3	50t	1
1976 Freddie Solomon	13	205	15.8	79t	1


### KICKOFF RETURNS

	No.	Yds.	Avg.	Long	Td
1966 Joe Auer	28	698	24.9	95t	1
1967 Bob Neff	15	351	23.4	69	0
1968 Gene Milton	18	408	22.7	74	0
1969 Mercury Morris	43	1136	26.4	105t	1
1970 Mercury Morris	28	812	29.0	96t	1
1971 Mercury Morris	15	423	28.2	94t	1
1972 Mercury Morris	14	334	23.9	33	0
1973 Charlie Leigh	9	251	27.9	51	0
1974 Nat Moore	22	587	26.7	40	0
1975 Freddie Solomon	17	348	20.5	31	0
1976 Duriel Harris	17	559	32.9	69	0

### INTERCEPTIONS

	No.	Yds.	Avg.	Long	TD
1966 Willie West	8	62	7.8	27	0
1967 Dick Westmoreland	10	127	12.7	29	1
1968 Dick Anderson	8	230	28.8	96t	1
1969 Lloyd Mumphord	5	102	20.4	51	0
1970 Dick Anderson	8	191	23.9	86	0
1971 Jake Scott	7	34	4.9	21	0
1972 Jake Scott	5	73	14.6	31	0
1973 Dick Anderson	8	163	20.4	38t	2
1974 Jake Scott	8	75	9.4	30	0
1975 Jake Scott	6	60	10.0	38	0
1976 (four players)				(two interceptions)	






## OUTSTANDING PERFORMANCES

### SIX BEST PASSING YARDS TOTALS

Player	Date	Opponent	Att.	Com.	Yds.	TD	Int.	Long
Bob Griese	9/14/69	at Cincinnati	39	19	327	1	2	50
John Stofa	12/18/66	HOUSTON	38	22	307	4	2	48t
Bob Griese	10/17/76	KANSAS CITY	35	25	306	1	2	39
Bob Griese	9/21/68	OAKLAND	40	23	290	2	4	38
Bob Griese	11/ 2/75	at Chicago	19	12	288	3	0	79t
Bob Griese	11/22/76	BALTIMORE	27	17	286	1	2	44

### 21 BEST RECEIVING PERFORMANCES

Player	Date	Opponent	No.	Yds.	TD	Long
Bo Roberson	12/ 4/66	at Denver	6	161	0	71
Paul Warfield	11/14/71	PITTSBURGH	3	158	3	86t
Paul Warfield	9/19/71	at Denver	6	146	1	36
Otto Stowe	11/27/72	ST. LOUIS	6	140	2	37t
Paul Warfield	11/17/74	BUFFALO	4	139	1	54
Paul Warfield	12/10/72	at NY Giants	4	132	1	44
Bo Roberson	9/18/66	at Buffalo	5	128	1	54t
Marlin Briscoe	11/12/72	NEW ENGLAND	4	128	2	51t
Jack Clancy	12/ 3/67	at Houston	7	126	1	44t
Howard Twilley	11/ 3/68	at San Diego	7	124	1	38
Nat Moore	10/10/76	at Baltimore	3	124	1	67t
Paul Warfield	10/10/70	at NY Jets	5	122	1	40
Mel Baker	12/15/74	NEW ENGLAND	4	121	2	46t
Paul Warfield	10/ 3/70	OAKLAND	3	120	2	54t
Paul Warfield	10/ 3/71	NEW YORK JETS	5	117	0	32
Duriel Harris	11/22/76	BALTIMORE	5	116	0	44
Jack Clancy	11/19/67	at Oakland	8	114	0	39
Freddie Solomon	12/ 5/76	BUFFALO	5	114	1	53t
Joe Auer	9/17/67	DENVER	2	113	1	68t
Marlin Briscoe	9/15/74	at New England	9	113	1	20
Nat Moore	11/ 2/75	at Chicago	4	113	1	79t




## 21 BEST RUSHING PERFORMANCES

Player	Date	Opponent	Att.	Yds.	TD	Long
Mercury Morris	9/30/73	NEW ENGLAND	15	197	3	70
Abner Haynes	9/17/67	DENVER	12	151	2	65t
Mercury Morris	11/11/73	BALTIMORE	12	144	2	53
Larry Csonka	10/24/71	at NY Jets	20	137	2	21
Mercury Morris	10/ 5/75	at Green Bay	31	125	0	11
Mercury Morris	10/26/75	at Buffalo	20	124	0	35
Larry Csonka	12/ 2/74	CINCINNATI	24	123	0	24
Larry Csonka	11/ 9/69	at New England	16	121	1	54t
Jim Kiick	10/24/71	at NY Jets	17	121	0	24
Don Nottingham	9/28/75	at New England	16	120	1	40
Benny Malone	10/31/76	NEW ENGLAND	21	119	0	17
Larry Csonka	9/17/72	at Kansas City	21	118	1	17
Benny Malone	10/24/76	at Tampa Bay	22	118	1	28
Mercury Morris	11/ 7/71	BUFFALO	13	116	1	45
Larry Csonka	12/ 6/70	NEW ENGLAND	12	115	1	30
Larry Csonka	11/27/72	ST. LOUIS	16	114	0	20
Larry Csonka	10/15/73	at Cleveland	21	114	2	13
Mercury Morris	10/18/75	at NY Jets	16	114	1	49
Mercury Morris	12/ 3/72	at New England	15	113	0	20
Jim Kiick	11/10/68	at Buffalo	23	111	1	25
Benny Malone	10/ 3/76	LOS ANGELES	19	111	1	20

\* Dolphin single-game record 258 yards by two rushers

## CAREER 100-YARD GAMES

Larry Csonka (1968-74)	15	in 90 games
Mercury Morris (1969-75)	10	in 86 games
Benny Malone (1974-75)	6	in 37 games
Jim Kiick (1968-74)	5	in 97 games
Don Nottingham (1973-76)	3	in 53 games



## DOLPHINS DEFENSE YEAR-BY-YEAR


Year	Plays	First Downs	Rush Yards	Pass Yards	Total Yards	Total Points
1966	857	237	1510	3101	4611	362
1967	843	269	2145	2835	4980	407
1968	808	240	2172	2712	4884	355
1969	851	206	1489	2637	4126	332
1970	808	226	1453*	2551	4004	228
1971	800	214	1661	2000	3661	174
1972	770*	186*	1548	1749	3297	171
1973	878	195	1991	1290*	3281*	150*
1974	807	208	1624	2182	3806	216
1975	858	224	1768	2021	3789	222
1976	874	267	2118	2268	4386	263

\*Team Record

## DOLPHINS OFFENSE YEAR-BY-YEAR

Year	Total Plays	First Downs	Rush Yards	Pass Yards	Total Yards	Total Points
1966	884	200	1410	2048	3458	213
1967	847	212	1323	2336	3659	219
1968	892	247	1704	2402*	4106	276
1969	878	224	1513	2077	3590	233
1970	827	228	2082	1957	4039	297
1971	804	232	2429	1983	4412	315
1972	893	291*	2960*	2076	5036*	385*
1973	776	215	2521	1582	4103	343
1974	884	272	2191	2084	4275	327
1975	896*	266	2500	2009	4509	357
1976	892	268	2411	2670	5081	264

\*Team Record



## INDIVIDUAL RECORDS

### SCORING

#### Total Points

Career	665	Garro Yepremian (1970-76), 257 XPs, 136 FGs
	264	Larry Csonka (1968-74), 44 TDs
	198	Paul Warfield (1970-74), 33 TDs
	198	Mercury Morris (1969-75), 33 TDs

#### Season

	117	Garro Yepremian (1971), 33 XPs, 28 FGs
	115	Garro Yepremian (1972), 43 XPs, 24 FGs
	113	Garro Yepremian (1973), 38 XPs, 25 FGs

#### Game

	24	Paul Warfield (12-15-73 vs. Detroit), 4 TDs
--	----	---

#### Touchdowns

Career	44	Larry Csonka (1968-74), 41 run, 3 pass
	33	Paul Warfield (1970-74), 33 pass
	33	Mercury Morris (1969-75), 29 run, 1 pass, 3 ret

#### Season

	12	Don Nottingham (1975), 12 run
	12	Mercury Morris (1972), 12 run
	11	Paul Warfield (1971, 1973), 11 pass
	11	Karl Noonan (1968), 11 pass

#### Game

	4	Paul Warfield (12-15-73 vs. Detroit), 4 pass
--	---	--

#### Field Goals Made

Career	136	Garro Yepremian (1970-76), 197 attempts
--------	-----	---

#### Season

	28	Garro Yepremian (1971), 40 attempts
	25	Garro Yepremian (1973), 37 attempts

#### Game

	5	Garro Yepremian (9-26-71 at Buffalo), try 6
	4	Garro Yepremian (9-16-73 vs San Francisco), try 4

#### Per Cent

	81.3	Garro Yepremian (1975), 13 of 16
	75.8	Garro Yepremian (1970), 22 of 29

#### Longest

	54	Garro Yepremian (10-22-72 vs. Buffalo)
	53	Garro Yepremian (12-5-76 vs. Buffalo)
	53	Garro Yepremian (9-16-73 vs. San Francisco)
	51	Garro Yepremian (10-1-72 at Minnesota)
	50	Garro Yepremian (12-16-72 vs. Baltimore)

**Field Goals Attempted**

Career  
197 Garo Yepremian (1970-76), 136 made  
Season  
40 Garo Yepremian (1971), 28 made  
Game  
6 Garo Yepremian (9-26-71 at Buffalo), made 5  
Longest  
57 Garo Yepremian (9-17-72 at Kansas City)

**Extra Points Made**

Career  
257 Garo Yepremian (1970-76), 267 attempts  
Season  
43 Garo Yepremian (1972), 45 attempts  
43 Garo Yepremian (1974), 43 attempts  
Game  
7 Garo Yepremian (11-12-72 vs. New England), try 7

**RUSHING****Total Yards**

Career  
5,900 Larry Csonka (1968-74)  
3,877 Mercury Morris (1969-75)  
3,644 Jim Kiick (1968-74)  
Season  
1,117 Larry Csonka (1972), 5.2 avg.  
1,051 Larry Csonka (1971), 5.4 avg.  
1,003 Larry Csonka (1973), 4.6 avg.  
1,000 Mercury Morris (1972), 5.3 avg.  
Game  
197 Mercury Morris (9-30-73 vs. New England)  
151 Abner Haynes (9-17-67 vs Denver)  
144 Mercury Morris (11-11-73 vs. Baltimore)  
137 Larry Csonka (10-24-71 at New York Jets)  
Playoffs  
145 Larry Csonka (1-13-74 vs. Minnesota)

**Rushing Attempts**

Career  
1,286 Larry Csonka (1968-74)  
997 Jim Kiick (1968-74)  
754 Mercury Morris (1969-75)  
Season  
219 Larry Csonka (1973)  
219 Mercury Morris (1975)  
213 Larry Csonka (1972)  
Game  
31 Mercury Morris (10-5-75 at Green Bay)  
Playoffs  
33 Larry Csonka (1-13-74 vs. Minnesota)  
29 Larry Csonka (12-30-73 vs. Oakland)

**Touchdowns Rushing**

Career  
41 Larry Csonka (1968-74)  
29 Mercury Morris (1969-75)  
28 Jim Kiick (1968-74)  
Season  
12 Mercury Morris (1972)  
12 Don Nottingham (1975)  
9 Larry Csonka (1974)  
9 Jim Kiick (1969)  
Game  
3 Don Nottingham (10-5-75 at Green Bay), 11, 1, 11  
3 Don Nottingham (10-26-75 at Buffalo) 1, 1, 1  
3 Don Nottingham (11-3-74 vs. Atlanta), 1, 2, 1  
3 Mercury Morris (9-30-73 vs. New England), 24, 70, 35  
3 Mercury Morris (11-12-72 vs. New England), 4, 4, 6  
3 Jim Kiick (12-20-70 vs. Buffalo), 4, 2, 2

**Rushing Average**

Career  
5.1 Mercury Morris (1969-75)  
4.6 Larry Csonka (1968-74)  
Season  
6.4 Mercury Morris (1973), 149-954  
5.4 Larry Csonka (1971), 195-1,051  
x-Game  
13.1 Mercury Morris (9-30-73 vs. New England), 15-197  
12.6 Abner Haynes (9-17-67 vs. Denver), 12-151  
12.0 Mercury Morris (11-11-73 vs. Baltimore), 12-144  
x-10 or more attempts  
Longest Runs  
70t Mercury Morris (9-30-73 vs. New England)  
70 Mercury Morris (10-15-73 at Cleveland)  
65t Abner Haynes (9-17-67 vs. Denver)  
57 Gary Davis (12-5-76 vs Buffalo)  
56 Jim Kiick (11-15-70 at New Orleans)  
56 Don Nottingham (12-7-75 vs. Buffalo)  
54t Larry Csonka (11-9-69 at New England)  
53t Mercury Morris (11-11-73 vs. Baltimore)

**PASSING****Total Yards**

Career  
18,099 Bob Griese (1967-76)  
Season  
2,473 Bob Griese (1968)  
2,097 Bob Griese (1976)  
2,089 Bob Griese (1971)  
2,019 Bob Griese (1970)  
Game  
327 Bob Griese (9-14-69 at Cincinnati)  
307 John Stofa (12-18-66 vs Houston)  
306 Bob Griese (10-17-76 vs Kansas City)  
290 Bob Griese (9-21-68 vs Oakland)  
286 Bob Griese (11-22-76 vs Baltimore)  
Playoffs  
263 Bob Griese (12-25-71 at Kansas City)  
Pass Attempts  
Career  
2,477 Bob Griese (1967-76)  
Season  
355 Bob Griese (1968)  
331 Bob Griese (1967)  
272 Bob Griese (1976)  
263 Bob Griese (1971)  
Game  
53 Dick Wood (11-27-66 vs. New England), hhit 17  
45 Bob Griese (10-19-69 at Kansas City), hit 21  
41 Bob Griese (12-23-67 vs. Houston), hit 16  
41 Rick Norton (11-16-69 at Buffalo), hit 20

**Pass Completions**

Career  
1,361 Bob Griese (1967-76)  
Season  
186 Bob Griese (1968) of 355  
166 Bob Griese (1967) of 331  
152 Bob Griese (1974) of 253  
Game  
25 Bob Griese (10-17-76 vs. Kansas City) of 35  
23 Bob Griese (9-21-68 vs. Oakland) of 40  
22 Bob Griese (11-28-76 at Cleveland) of 33  
22 John Stofa (12-18-66 vs. Houston) of 38  
21 Bob Griese (11-16-75 at Houston) of 29  
21 Bob Griese (10-19-69 at Kansas City) of 45  
Playoffs  
20 Bob Griese (12-25-71 at Kansas City) of 35

**Touchdown Passes**

Career	139	Bob Griese (1967-76)
Season	21	Bob Griese (1968)
	19	Bob Griese (1971)
	17	Bob Griese (1973)
Game	4	Bob Griese (10-17-71 vs. New Eng.), 22, 32, 14, 14
	4	Bob Griese (11-2-69 at NY Jets), 5, 29, 11, 9
	4	Bob Griese (12-15-73 vs. Detroit), 21, 7, 16, 4
	4	John Stofa (12-18-66 vs. Houston), 27, 48, 4, 14

**Passes Had Intercepted**

Career	128	Bob Griese (1967-76)
Season	18	Bob Griese (1967) of 331
	17	Bob Griese (1970) of 245
Game	5	Rick Norton (11-23-69 vs. Houston)
	5	Bob Griese (12-23-67 vs. Houston)
	4	Bob Griese (9-21-68 vs. Oakland)
	4	Dick Wood (9-2-66 vs. Oakland)
	4	George Wilson Jr. (11-13-66 at Kansas City)
	4	Rick Norton (10-8-67 at Kansas City)

**Fewest Passes Had Intercepted**

x-Season	7	Earl Morrall (1972), 150 attempts
	8	Bob Griese (1973), 218 attempts
	9	Bob Griese (1971), 263 attempts

x-150 or more attempts

**Completion Per Cent**

Career	54.9	Bob Griese (1,361 of 2,477)
	53.8	Earl Morrall (153 of 284)
Season	61.8	Bob Griese (1975), 118 of 191
	60.1	Bob Griese (1974), 152 of 253
	58.0	Bob Griese (1970), 142 of 245

x-Game

	82.4	Earl Morrall (12-1-75 vs New Eng), 14 of 17
	81.0	Bob Griese (10-22-67 vs. NY Jets), 17 of 21
	80.0	Don Strock (12-7-75 vs. Buffalo), 12 of 15
	78.9	Bob Griese (11-15-70 vs. New Orleans), 15 of 19
	76.2	Bob Griese (11-7-76 at NY Jets), 16 of 21
	74.1	Bob Griese (11-3-68 at San Diego), 20 of 27

x-12 or more completions

**Longest Pass Plays**

86	Bob Griese to Paul Warfield (11-14-17 vs. Pittsburgh)
80	George Wilson Jr. to Bo Roberson (10-23-66 at Houston)
79	Bob Griese to Nat Moore (11-2-75 at Chicago)
74	Bob Griese to Paul Warfield (10-31-71 at Los Angeles)
71	Dick Wood to Bo Roberson (12-4-66 at Denver)
68	Bob Griese to Joe Auer (9-17-67 vs. Denver)
67	George Wilson Jr. to Billy Joe (10-16-66 vs. Denver)
67	Earl Morrall to Nat Moore (10-10-76 at Baltimore)

**PASS RECEIVING****Total Receptions**

Career	221	Jim Kiick (1968-74)
	212	Howard Twilley (1966-76)
	156	Paul Warfield (1970-74)
	136	Karl Noonan (1966-71)
Season	67	Jack Clancy (1967), 868 yards
	58	Karl Noonan (1968), 760 yards
	44	Jim Kiick (1968), 422 yards

43	Paul Warfield (1971), 996 yards	
42	Jim Kiick (1970), 497 yards	
Game	9	Marlin Briscoe (9-15-74 at NE), 113 yards
	8	Jack Clancy (11-19-67 at Oak), 114 yards
	8	Larry Seiple (11-16-69 at Buff), 106 yards
	8	Howard Twilley (10-17-76 vs KC), 104 yards
	8	Jack Clancy (12-10-67 vs. SD), 96 yards

**Total Receiving Yards**

Career	3,355	Paul Warfield (1970-74), 21.5 avg.
	3,064	Howard Twilley (1966-76), 14.4 avg.
	2,210	Jim Kiick (1968-74), 10.0 avg.
	1,935	Nat Moore (1974-76), 17.6 avg.
	1,798	Karl Noonan (1966-71), 13.2 avg.
Season	996	Paul Warfield (1971), 43 receptions
	868	Jack Clancy (1967), 67 receptions
	760	Karl Noonan (1968), 58 receptions
	705	Nat Moore (1975), 40 receptions
	703	Paul Warfield (1970), 28 receptions
Game	161	Bo Roberson (12-4-66 at Denver), on 6
	158	Paul Warfield (11-14-71 vs. Pittsburgh) on 3
	146	Paul Warfield (9-19-71 at Denver) on 6
	140	Otto Stowe (11-27-72 vs. St. Louis) on 6
	139	Paul Warfield (11-17-74 vs. Buffalo) on 4

**Touchdowns Receiving**

Career	33	Paul Warfield (1970-74)
	23	Howard Twilley (1966-76)
	23	Jim Mandich (1970-76)
	17	Karl Noonan (1966-71)
Season	11	Paul Warfield (1971)
	11	Paul Warfield (1973)
	11	Karl Noonan (1968)
Game	4	Paul Warfield (12-15-73 vs. Detroit) of 6
	3	Paul Warfield (11-14-71 vs. Pittsburgh) of 3

**RUSHING- RECEIVING**

Career	6,513	Larry Csonka (1968-74), 5,900-613
	5,854	Jim Kiick (1968-74), 3,644-2,210
	4,368	Mercury Morris (1969-75), 3,877-491
Season	1,168	Mercury Morris (1972), 1,000-168
	1,165	Larry Csonka (1972), 1,117-48
	1,164	Larry Csonka (1971), 1,051-113
	1,155	Jim Kiick (1970), 658-497
	1,076	Jim Kiick (1971), 735-338
Game	197	Mercury Morris (9-30-73 vs. New England), 197-0
	174	Paul Warfield (11-14-71 vs. Pittsburgh), 16-158
	173	Freddie Solomon (12-5-76 vs. Buffalo), 59-114
	160	Jim Kiick (11-15-70 vs. New Orleans), 82-78
	157	Mercury Morris (11-1-70 at Baltimore), 89-68

**COMBINED YARDAGE**

Career	7,486	Mercury Morris (1969-75), 3,118 returns
	6,513	Larry Csonka (1968-74), no returns
	5,854	Jim Kiick (1968-74), no returns
Season	1,502	Mercury Morris (1972), 334 returns
	1,483	Mercury Morris (1969), 1,308 returns
	1,476	Joe Auer (1966), 797 returns

Game	
302	Mercury Morris (11-1-70 at Baltimore) 8-89 rush, 3-68 pass, 6-145 kickoffs
252	Freddie Solomon (12-5-76 vs. Buffalo) 1-59 rush, 5-114 pass, 1-79 punt return
245	Mercury Morris (9-30-73 vs. New England) 15-197 rush, 2-48 kickoffs

### PUNTING

#### Total Punts

Career	611	Larry Seiple (1967-76)
Season	80	Larry Seiple (1969), 40.8 avg.
	75	Larry Seiple (1968), 40.6 avg.
Game	10	George Wilson Jr. (9-9-66 vs. NY Jets)
	8	Larry Seiple (11-12-67 at San Diego)
Average Yards		
Career	40.2	Larry Seiple (1967-76)
Season	42.3	Larry Seiple (1973), 48 punts
	42.1	George Wilson Jr. (1966), 42 punts
	41.6	Larry Seiple (1967), 70 punts
Game	52.0	Larry Seiple (10-7-73 vs. NY Jets), 4-208
	48.4	Larry Seiple (9-24-67 vs. Kansas City), 5-242
	48.3	George Wilson Jr. (9-9-66 vs. NY Jets), 10-483
Longest Punts		
	73	Larry Seiple (11-14-71 vs. Pittsburgh)
	70	Larry Seiple (10-1-67 at NY Jets)
	67	Larry Seiple (12-10-67 vs. San Diego)
	67	Larry Seiple (9-20-70 at Boston)

### PUNT RETURNS

#### Total Returns

Career	127	Jake Scott (1970-75)
	42	Dick Anderson (1968-74, 76)
	39	Freddie Solomon (1975-76)
Season	33	Jake Scott (1971), 9.6 avg.
	31	Jake Scott (1974), 11.2 avg.
Game	7	Mercury Morris (10-19-69 at KC), 17.6 avg.
	6	Jake Scott (11-10-74 at New Or), 16.5 avg.
Punt Return Yardage		
Career	1,330	Jake Scott (1970-75)
	525	Freddie Solomon (1975-76)
	300	Dick Anderson (1966-74)
Season	346	Jake Scott (1974), 11.2 avg.
	320	Freddie Solomon (1975), 12.3 avg.
Game	123	Mercury Morris (10-19-69 at KC) on 7
	99	Jake Scott (11-10-74 at New Or) on 6
	89	Jake Scott (11-22-70 vs. Balt) on 2
Longest Punt Returns		
	79t	Freddie Solomon (12-5-76 vs. Buffalo)
	77t	Jake Scott (11-22-70 vs. Baltimore)
	56	Joe Auer (11-6-66 vs. Buffalo), clip on 68t
	50t	Freddie Solomon (11-9-75 vs. NY Jets)
	47	Dick Anderson (9-26-71 at Buffalo)
	46	Freddie Solomon (9-28-75 at New England)
	46	Charlie Babb (11-23-75 vs. Baltimore)
Average Yards		
Career	10.5	Jake Scott (1970-75), 127 returns

#### x-Season

12.3	Freddie Solomon (1975), 26 returns	
12.1	Jake Scott (1973), 22 returns	
x-14 or more returns		
Game		
18.8	Charlie Babb (11-23-75 vs. Baltimore), 4-75	
17.6	Mercury Morris (10-19-69 at Kansas City), 7-123	
16.5	Jake Scott (11-10-74 at New Orleans), 6-99	
Fair Catches		
Career	55	Jake Scott (1970-75) of 182
Season	18	Jake Scott (1971) of 51
Game	6	Jake Scott (12-20-70 vs. Buffalo) of 8

#### x-14 or more returns

### KICKOFF RETURNS

#### Total Returns

Career	111	Mercury Morris (1969-73)
Season	43	Mercury Morris (1969), 26.4 avg.
	28	Mercury Morris (1970), 29.0 avg.
	28	Joe Auer (1966), 24.9 avg.
Game	6	Mercury Morris (11-1-70 at Baltimore), 24.1 avg.
	6	Gene Milton (9-21-68 vs. Oakland), 34.0 avg.
	5	Joe Auer (11-6-68 at Buffalo), 29.4 avg.
	5	Nat Moore (9-15-74 at New England), 29.2 avg.

#### Kickoff Return Yardage

Career	2,947	Mercury Morris (1969-73)
Season	1,136	Mercury Morris (1969), 26.4 avg.
	812	Mercury Morris (1970), 29.0 avg.
	698	Joe Auer (1966), 24.9 avg.
	617	Gary Davis (1976), 23.7 avg.
	587	Nat Moore (1974), 26.7 avg.
Game	204	Gene Milton (9-21-68 vs. Oakland), long 73
	146	Nat Moore (9-15-74 at New England), long 38
	145	Mercury Morris (11-1-70 at Baltimore), long 33
	147	Joe Auer (9-18-66 at Buffalo), long 45

#### Longest Kickoff Returns

105t	Mercury Morris (9-14-69 at Cincinnati)
96t	Mercury Morris (12-6-70 vs. New England)
95t	Joe Auer (9-2-66 vs. Oakland)
95	Bobby Neff (9-14-68 vs. Houston)
94t	Mercury Morris (12-5-71 at New England)

#### Average Yards

Career	26.6	Mercury Morris (1969-73), 111 returns
Season	32.9	Duriel Harris (1976), 17 returns
	29.0	Mercury Morris (1970), 28 returns
	28.2	Mercury Morris (1971), 15 returns
	26.7	Nat Moore (1974), 22 returns
x-Game		
34.0	Gene Milton (9-21-68 vs. Oakland), 6-204	
29.4	Joe Auer (9-18-66 at Buffalo), 5-147	
29.2	Gary Davis (10-10-76 at Baltimore), 4-117	
29.2	Nat Moore (9-15-75 at New England), 5-146	
29.0	Nat Moore (12-7-75 vs. Buffalo), 5-116	

#### x-14 or more returns

### INTERCEPTIONS

#### Total Interceptions

Career	35	Jake Scott (1970-75)
	34	Dick Anderson (1968-74, 76)

Season  
10 Dick Westmoreland (1967)  
8 Dick Anderson (1968, 1970, 1973)  
8 Jake Scott (1974)  
8 Willie West (1966)

Game  
4 Dick Anderson (12-3-73 vs Pittsburgh)  
3 Willie West (10-23-66 at Houston)  
3 Dick Westmoreland (11-26-67 vs. Buffalo)  
3 Charlie Babb (9-22-75 vs. Oakland)  
3 Curtis Johnson (11-9-75 at NY Jets)

#### Interception Yardage

Career  
792 Dick Anderson (1968-74, 76), 23.3 avg.  
425 Jake Scott (1970-75), 12.1 avg.

Season  
230 Dick Anderson (1968) on 8  
198 Jimmy Warren (1966) on 5  
191 Dick Anderson (1970) on 8  
163 Dick Anderson (1973) on 8

Game  
121 Dick Anderson (12-3-73 vs. Pittsburgh) on 4  
109 Dick Anderson (11-24-68 at New England) on 2

#### Longest Interception Returns

96t Dick Anderson (11-24-68 at New Eng.), Tom Sherman  
86 Dick Anderson (12-20-70 vs. Buffalo), Dennis Shaw  
70t Jimmy Warren (11-13-66 at KC), Len Dawson  
51 Lloyd Mumphord (9-14-69 at Cincy), Greg Cook  
47 Jake Scott (11-8-70 at Phila), Norm Snead

#### Playoffs

62t Dick Anderson (1-2-72 vs. Baltimore), John Unitas  
55 Jake Scott (1-14-73 vs. Wash.), Bill Kilmer

#### Touchdown Interceptions

Career  
3 Dick Anderson (1968-74), 96, 27, 38  
2 Dick Westmoreland (1966-69), 39, 19  
2 Bill Stanfill (1969-75), 15, 17

### MISCELLANEOUS RETURNS

#### Blocked FG

51t Lloyd Mumphord (12-6-70 vs. New Eng), Capelletti  
47t Curtis Johnson (12-19-71 vs. Green Bay), Webster  
17 Mike Kolen (11-12-72 vs. New England), Walker

#### Blocked Punt

8t Tim Foley (11-11-73 vs. Baltimore), David Lee  
5t Tim Foley (11-11-73 vs. Baltimore), David Lee  
5t Charlie Babb (12-24-72 vs. Cleveland), Don Cockroft

#### Short FG Attempt

50 Jake Scott (12-6-70 vs. New Eng), Gino Capelletti

#### Fumble Recovery

35t Dick Anderson (10-15-72 vs. S-Diego), Mike Garrett  
20 Jake Scott (12-16-72 vs. Balt), Lydell Mitchell  
14 Jake Scott (9-22-74 at Buffalo), Jim Braxton  
13t Nick Buoniconti (9-30-73 vs New Eng), John Tarver  
12 Dick Anderson (10-10-71 at Cincy), Speedy Thomas

### MORE TEAM RECORDS

(Continued from Page 137)

#### FUMBLES

Most Fumbles  
Season 36 (1967)  
Game 5 (five times)

Most Fumbles Lost  
Season 16 (1967 and 1973)  
5-4 (11-5-70 vs New Orl)  
4-4 (9-19-71 at Denver)

#### Most Opponent Fumbles

Season 38 (1971)  
Game 7 (11-7-71 vs Buffalo)  
6 (12-15-74 vs New Eng)

#### Most Opponent Fumbles Lost

Season 20 (1972) of 32  
4-4 (10-18-70 at Buffalo)  
4-4 (12-10-72 at NY Giants)  
4-4 (9-26-76 vs NY Jets)

## DOLPHIN TEAM RECORDS

#### SCORING

Most Points Scored  
Season 385 (1972)  
Game 52 (11-12-72 vs New Eng)

Most Points Allowed  
Season 407 (1967)  
Game 58 (9-18-66 at Buffalo)

Fewest Points Scored  
Season 213 (1966)  
Game 0 (six times)

Fewest Points Allowed  
Season 150 (1973)  
Game 0 (nine times)

#### Most Points, Both Teams

82 (9-18-66)

at Buffalo 58, Miami 24

73 (12-17-67)

at Miami 41, Boston 32

72 (12-5-76)

at Miami 45, Buffalo 27

68 (9-21-68)

at Oakland 47, Miami 21

#### Fewest Points, Both Teams

12 (10-20-74)

at Miami 9, Kansas City 3

16 (9-26-76)

at Miami 16, NY Jets 0

16 (12-16-72)

at Miami 16, Baltimore 0

#### Most Touchdowns Scored

Season 46 (1975)

Game 7 (11-12-72 vs. New Eng.)

#### Most Touchdowns Allowed

Season 53 (1967)

Game 8 (9-18-66 at Buffalo)

#### Fewest Touchdowns Scored

Season 26 (1966)

#### Fewest Touchdowns Allowed

Season 15 (1973)

Game 21 (1972)

#### Most Touchdowns By:

Rushing 26 (1972 and 1975)

4 (four times)

Passing 21 (1968)

5 (four times)

Intercept 4 (1966)

2 (12-3-73 vs. Pittsburgh)

KO Return 1 (1969 and 1970)

Punt Return 1 (1970, 1975, 1976)

#### Fewest Touchdowns By:

Rushing 5 (1966)

Passing 12 (1969)

#### Most TDs Allowed By:

Rushing 19 (1968)

4 (9-18-66 at Buffalo)

Passing 31 (1967)

5 (three times)

Intercept 3 (1967 and 1969)

KO Return 1 (1966, 1970, 1975)

Punt Return 1 (1966, 1970, 1975)

#### Fewest TDs Allowed By:

Rushing 8 (1972)

Passing 5 (1973)

#### Most PATs Scored

Season 43 (1972 and 1974)

Game 7 (11-12-72 vs New Eng)

#### Most PATs, Opponent

Season 47 (1967)

Game 7 (9-18-66 at Buffalo)

#### Most FGs Scored

Season 28 (1971)

Game 5 (9-26-71 at Buffalo)

#### Most FGs, Opponent

Season 24 (1969)

Game 5 (9-28-69 at Houston)

#### Score by Quarters, Dolphins

1st — 21 (12-20-70 vs Buffalo)  
2nd — 28 (12-17-67 vs New England)  
3rd — 21 (11-3-74 vs Atlanta)  
4th — 21 (9-30-73 vs New England)  
21 (9-29-74 at San Diego)

#### Score by Quarters, Opponents

1st — 24 (9-28-68 vs Kansas City)  
2nd — 27 (9-18-66 at Buffalo)  
3rd — 17 (12-23-67 vs Houston)  
4th — 28 (10-2-66 at San Diego)

#### Score by Halves, Dolphins

1st — 35 (12-17-67 vs New England)  
31 (12-20-70 vs Buffalo)  
2nd — 28 (12-10-67 vs San Diego)  
28 (12-5-76 vs Buffalo)

#### Score by Halves, Opponents

1st — 48 (9-18-66 at Buffalo)  
2nd — 38 (10-2-66 at San Diego)  
31 (10-3-76 vs Los Angeles)

#### Score by Quarters, Both Teams

1st — 27 (9-28-68 vs Kansas City)  
Kansas City 24, Miami 3  
2nd — 34 (9-18-66 at Buffalo)  
Buffalo 27, Miami 7

3rd — 28 (12-10-67 vs San Diego)

Miami 14, San Diego 14

4th — 35 (11-17-74 vs Buffalo)

Buffalo 21, Miami 14

#### Score by Halves, Both Teams

1st — 58 (9-18-66 at Buffalo)  
Buffalo 48, Miami 10  
2nd — 44 (9-30-73 vs New England)  
Miami 24, New England 20

#### FIRST DOWNS

##### Most First Downs

Season 291 (1971)  
Game 30 (9-24-72 vs Houston)  
29 (12-3-72 vs New Eng)  
Playoffs 27 (12-23-73 vs Cincy)

##### Most First Downs Allowed

Season 269 (1967)  
268 (1976)  
Game 28 (11-3-68 at San Diego)  
26 (12-11-76 vs Minnesota)

Playoffs 23 (12-25-71 at K-City)

23 (1-16-72 vs Dallas)

##### Most First Downs, Both Teams

Season 535 (1976)  
Game 48 (10-17-76 vs K-City)  
45 (12-18-66 vs Houston)  
Playoffs 45 (12-25-71 at K-City)

##### Fewest First Downs

Season 200 (1966)  
Game 7 (10-3-70 vs Oakland)  
8 (9-24-67 vs K-City)

##### Fewest First Downs Allowed

Season 186 (1972)  
Game 4 (11-11-73 vs Balt)  
7 (9-24-72 vs Houston)

##### Most First Downs By:

Rushing 170 (1972)  
19 (10-29-72 vs Balt)

Passing 144 (1968)  
16 (9-21-68 vs Oakland)

Penalty 25 (1968)  
6 (12-4-66 at Denver)  
6 (11-26-67 vs Buffalo)

##### Fewest First Downs By:

Rushing 65 (1967)  
0 (10-15-67 at New Eng)

Passing 91 (1973)  
2 (10-15-73 at Cleveland)

2 (10-24-71 at NY Jets)  
Penalty 13 (1973)

<b>Most First Downs Allowed By:</b>	
Rushing	116 (1968)
	17 (12-11-76 vs Minnesota)
	16 (11-14-76 at Pittsburgh)
Passing	140 (1966)
	17 (10-1-67 at NY Jets)
Penalty	21 (1967)
	5 (12-17-67 vs New Eng)
<b>Fewest First Downs Allowed By:</b>	
Rushing	66 (1969)
	0 (10-13-74 at Wash)
	0 (12-20-70 vs Buffalo)
Passing	78 (1973)
	0 (12-8-68 vs New Eng)
	2 (10-22-72 vs Buffalo)
	2 (11-11-73 vs Balt)
	2 (10-7-73 vs NY Jets)
Penalty	8 (1973 and 1974)

### TOTAL YARDS

<b>Most Net Yards Gained</b>	
Season	5036 (1972)
	4509 (1975)
Game	501 (12-3-72 vs New Eng)
	482 (11-12-72 vs New Eng)
	446 (11-29-71 vs Chicago)
	439 (11-2-75 at Chicago)
Playoffs	407 (12-25-71 at K-City)
<b>Most Net Yards, Both Teams</b>	
Season	9467 (1976)
Game	912 (10-3-76 vs LA Rams)
	894 (10-17-76 vs K-City)
	891 (9-21-68 vs Oakland)
<b>Fewest Net Yards Gained</b>	
Season	3458 (1966)
	3659 (1967)
Game	111 (9-6-66 vs NY Jets)
	124 (9-24-67 vs K-City)
	137 (12-15-68 vs NY Jets)
Playoffs	185 (1-16-72 vs Dallas)
<b>Most Net Yards Allowed</b>	
Season	5081 (1976)
	4980 (1967)
Game	593 (10-3-76 vs LA Rams)
	542 (9-21-68 vs Oakland)
	508 (9-18-66 at Buffalo)
Playoffs	451 (12-25-71 at K-City)
<b>Fewest Net Yards Allowed</b>	
Season	3281 (1973)
Game	76 (10-21-73 vs Buffalo)
	132 (11-11-73 vs Baltimore)
	167 (9-24-72 vs Houston)
Playoffs	194 (12-23-73 vs Cincy)

### RUSHING

<b>Most Yards Rushing</b>	
Season	2960 (1972)
	2521 (1973)
Game	315 (11-11-73 vs Baltimore)
	304 (12-3-72 at New Eng)
	302 (11-7-71 vs Buffalo)
	301 (9-30-73 vs New Eng)
	297 (10-24-71 at NY Jets)
Playoffs	266 (12-30-73 vs Oakland)
<b>Most Yards Rushing, Both Teams</b>	
Season	4529 (1976)
Game	487 (12-5-76 vs Buffalo)
	444 (9-30-73 vs New Eng)
	427 (11-11-73 vs Baltimore)
Playoffs	373 (12-30-73 vs Oakland)
<b>Fewest Yards Rushing</b>	
Season	1323 (1967)
Game	23 (9-24-67 vs K-City)
	41 (12-15-68 vs NY Jets)
Playoffs	80 (1-16-72 vs Dallas)
<b>Most Yards Rushing Allowed</b>	
Season	2411 (1976)
	2172 (1968)
Game	279 (12-3-67 at Houston)
	278 (9-19-76 at New Eng)
	269 (12-5-76 vs Buffalo)
Playoffs	252 (1-16-72 vs Dallas)

<b>Fewest Yards Rushing Allowed</b>	
Season	1453 (1970)
Game	26 (10-13-74 at Wash)
	35 (10-17-71 vs New Eng)
	39 (10-10-70 at NY Jets)
Playoffs	72 (1-13-74 vs Minnesota)
<b>Most Attempts Rushing</b>	
Season	613 (1972)
Game	58 (10-5-75 at Green Bay)
<b>Fewest Attempts Rushing</b>	
Season	326 (1967)
Game	16 (12-3-67 at Houston)
<b>Most Attempts Opponent</b>	
Season	525 (1976)
Game	51 (12-9-73 at Baltimore)
	51 (9-19-76 at New Eng)
<b>Fewest Attempts Opponent</b>	
Season	387 (1970)
Game	12 (10-10-70 at NY Jets)

### PASSING

<b>Most Net Yards Passing</b>	
Season	2402 (1968)
Game	316 (11-2-75 at Chicago)
	312 (9-21-68 vs Oakland)
	301 (11-12-72 vs New Eng)
<b>Fewest Net Yards Passing</b>	
Season	1582 (1973)
Game	22 (11-23-69 vs Houston)
	46 (10-25-70 vs Cleveland)
	38 (10-15-73 at Cleveland)
<b>Most Net Yards Passing Allowed</b>	
Season	3101 (1966)
Game	427 (10-1-67 at NY Jets)
	426 (10-3-76 vs LA Rams)
	347 (10-18-70 at Buffalo)
<b>Fewest Net Yards Passing Allowed</b>	
Season	1290 (1973)
Game	1 (10-21-73 vs Buffalo)
	20 (11-11-73 vs Baltimore)
	24 (10-22-72 vs Buffalo)
	28 (11-9-69 at New Eng)
<b>Most Gross Yards Passing</b>	
Season	2843 (1968)
Game	336 (9-21-68 vs Oakland)
	327 (9-14-69 at Cincinnati)
	316 (11-2-75 at Chicago)
<b>Fewest Gross Yards Passing</b>	
Season	1675 (1973)
	2196 (1975)
Game	51 (10-15-73 at Cleveland)
	68 (10-24-71 at NY Jets)
	73 (12-3-73 vs Pittsburgh)
<b>Most Gross Yards Passing Allowed</b>	
Season	3281 (1966)
Game	440 (10-1-67 at NY Jets)
	436 (10-3-76 vs LA Rams)
	358 (10-18-70 at Buffalo)
<b>Fewest Gross Yards Passing Allowed</b>	
Season	1604 (1973)
	2029 (1972)
Game	35 (12-9-73 at Baltimore)
	45 (10-22-72 vs Buffalo)
	55 (9-17-67 vs Denver)
	55 (11-9-69 at New Eng)
<b>Most Pass Attempts</b>	
Season	480 (1967)
Game	52 (11-27-66 vs New Eng)
<b>Fewest Pass Attempts</b>	
Season	256 (1973)
Game	10 (three times)
<b>Most Attempts Opponent</b>	
Season	425 (1966)
Game	46 (11-6-66 vs Buffalo)
<b>Fewest Attempts Opponent</b>	
Season	320 (1973)
Game	8 (12-9-73 at Baltimore)
<b>Most Pass Completions</b>	
Season	229 (1967)
Game	26 (9-21-68 vs Oakland)
	25 (10-17-76 vs K-City)

<b>Fewest Pass Completions</b>	
Season	133 (1973)
Game	3 (10-15-73 at Cleveland)
<b>Most Completions Opponent</b>	
Season	234 (1970)
Game	26 (10-13-74 at Wash)
	25 (11-14-71 vs Pittsburgh)
<b>Fewest Completions Opponent</b>	
Season	151 (1973)
Game	2 (11-9-69 at New Eng)
	4 (11-14-76 at Pittsburgh)
<b>Dolphin Defense, Most QB Sacks</b>	
Season	45 (1973) 314 yards
	40 (1975) 314 yards
Game	9-59 (10-21-73 vs Buffalo)
	5-57 (11-22-76 vs Baltimore)
	7-52 (10-17-71 vs New Eng)
<b>Opp. Defense, Most QB Sacks</b>	
Season	53 (1969) 481 yards
	52 (1968) 441 yards
Game	8-83 (11-16-69 at Buffalo)
	8-80 (9-20-70 at New Eng)
	7-61 (9-9-66 vs NY Jets)

<b>Both Teams, Most Yds Penalized</b>	
Season	1538 (1970) on 145
Game	230 (10-3-70 vs Oakland)
	227 (11-30-69 vs New Eng)
	198 (9-20-69 at Oakland)
<b>Both Teams, Most Penalties</b>	
Season	156 (1975) 1291 yards
Game	19 (10-2-66 vs San Diego)
	19 (9-21-68 vs Oakland)
<b>Both Teams, Fewest Penalties</b>	
Season	112 (1967) 1181 yards
Game	2 (11-11-73 vs Baltimore)
	2 (12-23-67 vs Houston)
<b>Both Teams, Fewest Yds Penalized</b>	
Season	1032 (1973) on 113
Game	10 (11-11-73 vs Baltimore)
	20 (12-8-68 vs New Eng)
	21 (10-20-68 at Cincinnati)

### PUNTING

### INTERCEPTIONS

<b>Most Interceptions, Dolphins</b>	
Season	31 (1966) 522 yards
	28 (1967) 402 yards
Game	6 (12-3-73 vs Pittsburgh)
	6 (10-19-75 at NY Jets)
<b>Fewest Interceptions, Dolphins</b>	
Season	11 (1976) 144 yards
	16 (1974) 139 yards
<b>Most Interceptions, Opponent</b>	
Season	32 (1966) 370 yards
	29 (1969) 596 yards
Game	6 (11-13-66 at K-City)
<b>Fewest Interceptions, Opponent</b>	
Season	10 (1971) 166 yards
	12 (1973) 190 yards
	12 (1972) 249 yards

<b>Most Dolphin Punts</b>	
Season	85 (1969)
Game	10 (9-9-66 vs NY Jets)
	9 (10-19-69 at K-City)
<b>Most Punt Yards, Dolphins</b>	
Season	3451 (1969) 40.6 avg
Game	483 (9-9-66 vs NY Jets)
	419 (10-19-69 at K-City)
<b>Most Opponent Punts</b>	
Season	80 (1969)
Game	11 (11-11-73 vs Baltimore)
<b>Most Punt Yards, Opponent</b>	
Season	3526 (1969) 44.1 avg
Game	398 (10-16-66 vs Denver)
	386 (11-11-73 vs Baltimore)
<b>Highest Dolphin Average</b>	
Season	42.3 (1973) 48 punts
x-Game	52.0 (10-7-73 vs NY Jets)
<b>Highest Opponent Average</b>	
Season	44.1 (1969) 80 punts
x-Game	55.5 (9-28-68 vs K-City)
x-minimum	4 punts

### PENALTIES

<b>Most Dolphin Penalties</b>	
Season	77 (1970) 834 yards
Game	11 (10-3-70 vs Oakland)
	11 (12-3-72 at New Eng)
<b>Most Yards Penalized, Dolphins</b>	
Season	834 (1970) on 77
Game	135 (10-3-70 vs Oakland)
	117 (11-1-70 at Baltimore)
	115 (12-3-72 at New Eng)
<b>Most Opponent Penalties</b>	
Season	94 (1976) 716 yards
Game	15 (10-11-69 vs San Diego)
	12 (9-21-68 vs Oakland)
<b>Most Yards Penalized, Opponent</b>	
Season	852 (1966) on 79
Game	156 (9-20-69 at Oakland)
	144 (11-5-67 at Buffalo)
	127 (9-21-68 vs Oakland)
<b>Fewest Dolphin Penalties</b>	
Season	48 (1968) 485 yards
Game	0 (12-23-67 vs Houston)
	0 (12-8-68 vs New Eng)
<b>Fewest Yds Penalized, Dolphins</b>	
Season	416 (1973) on 52
Game	0 (twice as listed)
<b>Fewest Opponent Penalties</b>	
Season	59 (1967) 691 yards
Game	1 (five times)
<b>Fewest Yds Penalized, Opp.</b>	
Season	525 (1974) on 67
Game	5 (three times)

### PUNT RETURNS

<b>Most Punt Returns</b>	
Season	46 (1974)
Game	7 (10-19-69 at K-City)
<b>Most Punt Return Yards</b>	
Season	520 (1974)
Game	123 (10-19-69 at K-City)
	115 (12-5-76 vs Buffalo)
<b>Most Punt Returns, Opponent</b>	
Season	42 (1974) 265 yards
Game	8 (9-9-66 vs NY Jets)
<b>Most Punt Return Yds, Opponent</b>	
Season	373 (1975) 34 returns
Game	110 (11-1-70 at Baltimore)
	103 (9-18-66 at Buffalo)

### KICKOFF RETURNS

<b>Most Kickoff Returns</b>	
Season	67 (1967) 1443 yards
Game	9 (9-18-66 at Buffalo)
<b>Most Kickoff Return Yards</b>	
Season	1507 (1966) 65 returns
Game	245 (12-5-71 at New Eng)
	229 (11-13-66 at K-City)
<b>Most Kickoff Returns, Opponent</b>	
Season	65 (1975)
Game	8 (four times)
<b>Most Kick Return Yds, Opponent</b>	
Season	1549 (1975)
Game	207 (9-17-67 vs Denver)
	187 (11-22-70 vs Baltimore)

(continued on page 134)

## "CONSECUTIVE" RECORDS

(Regular Season Only)

### INDIVIDUAL

#### Games Played

- 98 Dick Anderson (1968-74)
- 97 Garo Yepremian (1970-76)

#### Games, Scoring Points

- 91 Garo Yepremian (8th in 1970 to present)

#### Games, Scoring TD

- 5 Mercury Morris (1972, 6th to 10th)
- 5 Don Nottingham (1975, 2nd to 6th)

#### Games, Scoring FG

- 20 Garo Yepremian (1970, 10th to 1972, 1st)

#### Games, Rushing TD

- 5 Mercury Morris (1972, 6th to 10th)
- 5 Don Nottingham (1975, 2nd to 6th)

#### Games, Passing TD

- 9 Bob Griese (1968, 7th to 14th; 1969, 1st)

#### Games, Receiving TD

- 6 Paul Warfield (1971, 4th to 9th)

#### Games, Rushing 100

- 2 (five times)

#### Games, None Intercepted

- 4 Bob Griese (1971, 5th to 8th)

#### Games, Pass Reception

- 17 Paul Warfield (all of 1971; 1972, 1st to 3rd)

#### Games, Interceptions

- 5 Dick Westmoreland (1967, 9th to 13th)

#### Seasons, Rushing 1,000

- 3 Larry Csonka (1971-73)

#### Points After Touchdown

- 110 Garo Yepremian (1972, 7th to 1975, 2nd)

#### Field Goals Made

- 13 Garo Yepremian (1974, 12th to 1975, 7th)

#### Pass Attempts, None Intc.

- 122 Bob Griese (1967, 10th to 14th)

#### Pass Attempts, TD

- 3 Bob Griese (10-17-71 vs. New England)

### TEAM

#### Wins, All Games

- 18 (all of 1972; 1973, 1st)

#### Wins, Regular Season

- 16 (1971, 14th; all of 1972; 1973, 1st)

#### Wins, One Season

- 17 (all of 1972)
- 10 (1973, 3rd to 12th)

#### Wins, Preseason

- 8 (1975, 5th to 6th; all of 1976)

#### Losses, Regular Season

- 8 (1967, 3rd to 10th)

#### Losses, Preseason

- 5 (1969, 1st to 5th)

#### \*Wins, Home Games

- 27 (10-17-71 to 12-15-74)

#### Wins, Road Games

- 7 (all of 1972)

#### Losses, Home Games

- 4 (12-23-67 to 9-28-68)

#### Series Games, Dolphin Wins

- 14 (Buffalo, 1970-76)

#### Series Games, Dolphin Loss

- 8 (New York Jets, 1966-69)

#### Quarters, Opponent Scoreless

- 13 (1973, 8th to 11th)

#### Quarters, Dolphins Scoreless

- 11 (1970, 6th to 8th)

\*31 wins including four playoff games

## OPPONENTS RECORDS SINGLE-GAME, TEAM

#### First Downs

- 28 San Diego (11-3-68 at San Diego)
- 27 New England (12-17-67 at Miami)
- 26 Minnesota (12-11-76 at Miami)

#### By Rushing

- 17 Minnesota (12-11-76 at Miami)
- 16 Pittsburgh (11-14-76 at Pittsburgh)

#### By Passing

- 17 New York Jets (10-1-67 at New York)
- 16 Los Angeles (10-3-76 at Miami)

#### By Penalty

- 5 New England (12-17-67 at Miami)

#### Rushing Yards

- 279 Houston (12-3-67 at Houston) 49 attempts
- 278 New England (9-19-76 at New England) 51 attempts
- 269 Buffalo (12-5-76 at Miami) 42 attempts
- 258 Pittsburgh (11-14-76 at Pittsburgh) 48 attempts
- 252 Kansas City (9-24-67 at Miami) 43 attempts
- 247 Houston (12-23-67 at Houston) 43 attempts
- 242 Buffalo (11-18-73 at Buffalo) 39 attempts

#### Attempts

- 51 Baltimore (12-9-73 at Baltimore) 166 yards
- 51 New England (9-19-76 at New Eng) 278 yards

#### Touchdowns

- 4 Buffalo (9-18-66 at Buffalo)
- 4 Baltimore (11-23-75 at Miami)

#### Passing Yards

- 427 New York Jets (10-1-67 at New York)
- 426 Los Angeles (10-3-76 at Miami)
- 347 Buffalo (10-18-70 at Buffalo)
- 344 Oakland (9-21-68 at Oakland)

#### Attempts

- 46 Buffalo (11-6-66 at Miami) 16 complete

#### Completions

- 26 Washington (10-13-74 at Washington) 39 attempts
- 25 New York Jets (10-1-67 at New York) 43 attempts
- 25 Pittsburgh (11-14-71 at Miami) 37 attempts

#### Had Intercepted

- 6 Pittsburgh (12-3-73 at Miami)
- 6 New York Jets (10-19-75 at New York)
- 5 San Diego (12-10-67 at Miami)

#### Touchdowns

- 5 Kansas City (10-8-67 at Kansas City)
- 5 New England (10-15-67 at Boston)
- 5 New York Jets (12-1-68 at New York)

#### Total Yards

- 593 Los Angeles (10-3-76 at Miami) 167-426
- 542 Oakland (9-21-68 at Miami) 213-329
- 508 Buffalo (9-18-66 at Buffalo) 179-329
- 479 San Diego (11-3-68 at San Diego) 239-240
- 453 Kansas City (10-17-76 at Miami) 186-267

#### Interceptions

- 6 Kansas City (11-13-66 at Kansas City) 28 yards

#### Return Yards

- 138 Oakland (9-21-68 at Miami) on 5

#### Punt Returns

- 8 New York Jets (9-9-66 at Miami) 80 yards

#### Return Yards

- 110 Baltimore (11-1-70 at Baltimore) 3 returns
- 103 Buffalo (9-18-66 at Buffalo) 5 returns

#### Kickoff Returns

- 8 (four times)

#### Return Yards

- 207 Denver (9-17-67 at Miami) 6 returns
- 174 Buffalo (12-5-76 at Miami) 8 returns

#### Penalties

- 15 San Diego (10-11-69 at San Diego) 96 yards
- 12 Oakland (9-20-69 at Oakland) 156 yards

#### Yards Penalized

- 156 Oakland (9-20-69 at Oakland) on 12
- 144 Buffalo (11-5-67 at Buffalo) on 10



**Fumbles/Lost**

- 7-3 Buffalo (11-7-71 at Miami)
- 6-3 New England (12-15-74 at Miami)
- 4-4 Buffalo (10-18-70 at Buffalo)
- 4-4 New York Giants (12-10-72 at New York)
- 4-4 New York Jets (9-26-76 at Miami)

**Total Points**

- 58 Buffalo (9-18-66 at Buffalo) 8 TD
- 48 Kansas City (9-28-68 at Miami) 6 TD
- 47 Oakland (9-21-68 at Miami) 6 TD

**First Half**

- 48 Buffalo (9-18-66 at Buffalo)

**Second Half**

- 38 San Diego (10-2-66 at San Diego)
- 31 Los Angeles (10-3-76 at Miami)

**OPPONENTS LONGEST PLAYS****Run From Scrimmage**

- 80t Carl Garrett, New England (11-9-69 at New England)
- 76t Robert Holmes, Kansas City (9-28-68 at Miami)
- 75t O.J. Simpson, Buffalo (12-5-76 at Miami)
- 64 Hoyle Granger, Houston (12-23-67 at Miami)
- 59t Henry Marshall, Kansas City (10-17-76 at Miami)
- 56t Don Woods, San Diego (9-29-74 at San Diego)
- 54t Paul Robinson, Cincinnati (11-17-68 at Miami)

**Pass Play**

- 93t Mike Livingston to Otis Taylor, 79 yards; lateral to Robert Holmes, Kansas City (10-19-69 at KC)
- 89t Joe Namath to Richard Caster, 10-7-74 vs. NY Jets
- 89t Len Dawson to Otis Taylor, 11-14-66 at Kansas City
- 82t Dan Pastorini to Charlie Joiner, 9-24-72 vs. Houston
- 80t Sam Wyche to Bob Trumpy, 11-17-68 at Cincinnati
- 79t Max Choboian to Charlie Mitchell, 12-4-66 at Denver
- 73t Daryle Lamonica to Warren Wells, 9-21-68 vs. Oakland
- 71 Joe Namath to Bake Turner, 12-15-68 vs. NY Jets
- 67t Steve Tensi to Floyd Little, 12-7-69 vs. Denver
- 64 Mike Kruczek to Frank Lewis, 11-14-76 at Pittsburgh

**Interception Return**

- 76t Dave Grayson, Oakland (Bob Griese), 9-20-69 at Oakland
- 66t Ken Houston, Houston (Bob Griese), 9-15-68 at Miami
- 65t Kenny Graham, San Diego (Bob Griese), 10-11-69 at San Diego
- 60t Butch Byrd, Buffalo (Rick Norton), 9-18-66 at Buffalo

**Punt Return**

- 83t Billy Johnson, Houston (11-16-75 at Houston)
- 80t Ron Gardin, Baltimore (11-1-70 at Baltimore)
- 72t Butch Byrd, Buffalo (9-18-66 at Buffalo)

**Kickoff Return**

- 102t Harold Hart, Oakland (9-22-75 at Miami)
- 99t Jim Duncan, Baltimore (11-1-70 at Baltimore)
- 96t Emerson Boozer, NY Jets (11-20-66 at New York)
- 73 O.J. Simpson, Buffalo (11-16-69 at Buffalo)
- 65 Jim Duncan, Baltimore (11-22-70 at Miami)

**Fumble Recovery**

- 58t Rick Redman, San Diego (Dick Wood), 10-2-66 at San Diego
- 42t Dave Washington, Buffalo (Mercury Morris), 11-17-74 at Miami

**Field Goal**

- 52 Jan Stenerud, Kansas City (9-28-68 at Miami)
- 51 Charlie Gogolak, New England (10-17-71 at Miami)
- 51 Bruce Alford, Buffalo (10-12-68 at Miami)
- 50 John Leypoldt, Buffalo (10-21-73 at Miami)

**Punt**

- 70 Bob Scarpitto, Denver (10-16-66 at Miami)
- 62 Jim Norton, Houston (10-23-66 at Houston)
- 62 Marv Bateman, Buffalo (10-26-75 at Buffalo)

**OPPONENTS RECORDS  
SINGLE-GAME, INDIVIDUAL****Rushing Yards**

- 203 O.J. Simpson, Buffalo (12-5-76 at Miami) 24 att.
- 164 Jim Nance, Boston (12-17-67 at Miami) 24 att.
- 160 Hoyle Granger, Houston (12-23-67 at Miami) 21 att.
- 151 Dick Post, San Diego (11-3-68 at SD) 21 att.
- 141 Woody Campbell, Houston (12-3-67 at Houston) 18 att.
- 133 Jim Nance, Boston (11-27-66 at Miami) 23 att.

**Attempts**

- 35 Lydell Mitchell (12-9-73 at Baltimore) 104 yds
- 30 Lydell Mitchell (12-15-75 at Baltimore) 85 yds
- 26 Lydell Mitchell (11-23-75 at Miami) 106 yds

**Touchdowns**

- 3 Paul Robinson, Cincinnati (11-17-68 at Cincinnati)
- 3 Don McCauley, Baltimore (11-23-75 at Miami)

**Passing Yards**

- 436 James Harris, Los Angeles (10-3-76 at Miami) 17-29-1
- 415 Joe Namath, NY Jets (10-1-67 at NY) 23-39-1
- 358 Dennis Shaw, Buffalo (10-18-70 at Buff) 24-32-2
- 344 Daryle Lamonica, Oakland (9-21-68 at Miami) 15-24-0
- 308 Mike Livingston, K-City (10-19-69 at KC) 17-34-1
- 303 Sonny Jurgensen, Washington (10-13-74 at Wash) 26-39-3

**Attempts**

- 43 Daryle Lamonica, Oakland (10-4-69 at Miami) 19 comp.
- 41 Joe Ferguson, Buffalo (12-7-75 at Miami) 20 comp.
- 41 Jim Plunkett, New Eng (12-15-74 at Miami) 15 comp.
- 40 Joe Namath, NY Jets (10-10-70 at New York) 17 comp.

**Completions**

- 26 Sonny Jurgensen, Wash (10-13-74 at Wash) 39 att.
- 25 Terry Bradshaw, Pittsburgh (11-14-71 at Miami) 36 att.
- 24 Dennis Shaw, Buffalo (10-18-70 at Buffalo) 32 att.

**Had Intercepted**

- 6 Joe Namath, NY Jets (10-19-75 at NY) 8-24-6
- 4 John Hadl, San Diego (11-12-67 at SD) 14-27-4
- 4 Jack Kemp, Buffalo (11-26-67 at Miami) 17-31-4
- 4 John Hadl, San Diego (12-10-67 at Miami) 9-21-4
- 4 John McCormick, Denver (10-16-66 at Miami) 9-25-4
- 4 George Blanda, Houston (10-23-66 at Hou) 14-34-4

**Touchdowns**

- 5 Len Dawson, K-City (10-8-67 at KC) 13-23 250 yds
- 5 Babe Parilli, Boston (10-15-67 at Boston) 16-20 281 yds
- 4 Steve Tensi, San Diego (10-2-66 at SD) 9-12 223 yds

**Receiving Yards**

- 220 Ron Jessie, Los Angeles (10-3-76 at Miami) 7 catch
- 157 Bake Turner, NY Jets (12-15-68 at Miami) 7 catch
- 145 Marlin Briscoe, Buffalo (10-18-70 at Buff) 7 catch
- 144 George Sauer, NY Jets (10-20-66 at NY) 8 catch

**Receptions**

- 10 George Sauer, NY Jets (10-1-67 at NY) 120 yds
- 9 Fred Biletnikoff, Oakland (9-20-69 at Oak) 132 yds
- 9 Sammie White, Minnesota (12-11-76 at Miami) 120 yds

**Touchdowns**

- 3 Jim Whalen, Boston (10-15-67 at Boston) 6-134
- 3 Billy Cannon, Oakland (11-19-67 at Oakland) 6-99
- 3 Morris Owens, Tampa Bay (10-24-76 at Tampa) 6-88
- 3 Sammie White, Minnesota (12-11-76 at Miami) 7-120

**Field Goals**

- 5 Roy Gerela, Houston (9-28-69 at Houston) of 5
- 4 George Blanda, Oakland (9-23-73 at Oak) of 4

**Interceptions**

- 2 (many players)

**Kickoff Return Yards**

- 185 Floyd Little, Denver (9-17-67 at Miami) 5 returns
- 159 Harold Hart, Oakland (9-22-75 at Miami) 3 returns
- 154 Gerald Tinker, Atlanta (11-3-74 at Miami) 7 returns

**Punt Return Yards**

- 110 Ron Gardin, Baltimore (11-1-70 at Balt) 3 ret
- 99 Billy Johnson, Houston (11-16-75 at Hou) 2 ret

## PRESS INFORMATION

Certified newspaper, radio and television representatives should address all requests for working press credentials to:

Bob Kearney, Public Relations Director  
Miami Dolphins, 330 Biscayne Boulevard, Miami 33132

The Press Gate is located between Gates 9 and 10 on east side of the Orange Bowl, and access to press parking is NW 14th Avenue at Fourth Street. Credentials are left at Press Gate with attendant two hours before kickoff.

Home and visitor's radio booths are located on Level 5 of pressbox. Requests for telecopier installation and operating personnel should be made directly with the various copy-sending services.

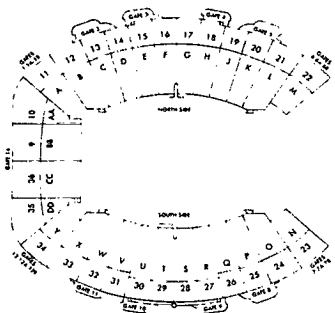
### SOUTH FLORIDA MEDIA

The Dolphins receive daily coverage in eight South Florida newspapers and five television stations, plus frequent coverage by other media outlets.

Five men cover Dolphins on daily beat — Gary Long, Miami Herald; Charlie Nobles, Miami News; Al Levine, Fort Lauderdale News; Chris Polkowski, Fort Lauderdale Sun-Sentinel; and Chuck Otterson, Palm Beach Post.

South Florida columnists include Edwin Pope, Miami Herald; Bernie Lincicome, Fort Lauderdale News; John Crittenden, Miami News; Craig Barnes, Fort Lauderdale Sun-Sentinel; George Cunill, Diario Las Americas; Ed Plaisted, Hollywood Sun-Tattler; Bob Bassine, Palm Beach Post; and Larry Bush, Palm Beach Times.

Miami's TV coverage is most thorough in NFL, and the lineup includes Lee Arthur (WTVJ), Chuck Dowdle (WPLG), John Emmert (WCKT), Jim Gallagher (WPEC), Buck Kinnaird (WPTV), George Mills (WCKT), Bernie Rosen (WTVJ), Steve Ruskin (Telesport), Tony Segreto (WTVJ), Bob Sheridan (WCIX), Jon Sloane (WCIX), Roger Twibell (WTVJ), Dave Willingham (WCKT) and Lee Webb (WCKT). WCKT (Channel 7) in Miami and WPTV (Channel 5) in Palm Beach are NBC affiliates; WPLG (Channel 10) in Miami and WPEC (Channel 12) in West Palm Beach are ABC affiliates, and WTVJ (Channel 4) in Miami is a CBS affiliate. WCIX (Channel 6) in Miami is independent.



### ORANGE BOWL STADIUM

Prescription Athletic Turf was installed at the Orange Bowl in March 1976 to replace the Poly-Turf of the previous six seasons.

The stadium was a Works Progress Administration project built in 1937 for \$325,000. It had a seating capacity of 25,000. Some 12,000 bleacher seats were added in 1945, and in 1948, double-decking of the north and south stands boosted capacity to 60,000. Some 7,500 seats were added in 1949 with the sale of \$50 non-interest bonds, and capacity reached 68,500 in 1953. The west end zone was decked in 1968 to attain 75,000 seats, and temporary bleachers were installed in east end zone in 1971 for a capacity of 80,045.

Those bleachers were removed in 1977 and capacity is now 75,450 but could jump again to accommodate Super Bowl XIII in 1979.

The turnstile record for a Dolphin game is 78,939 for the 1971 AFC Championship game against Baltimore.

## DOLPHINS RADIO NETWORK



RICK WEAVER



HENRY BARROW



LARRY KING

Rick Weaver, one of the finest play-by-play broadcasters in the NFL, will be calling the Dolphins' action for the seventh season in 1977. He is sports director of WIOD-Radio (610 AM), which has originated Dolphin broadcasts since the team's inception. Veteran newsman Henry Barrow and interviewer Larry King will provide color commentary. WIOD will feature a pro football doubleheader every Sunday. Stations on the Florida network and their dial numbers:

Belle Glade.....	WSWN.....	900
Bradenton/ Sarasota.....	WTRL.....	1490
Daytona Beach.....	WNDB.....	1150
Fort Myers.....	WINK.....	96.9 FM
Gainesville/Ocala....	WRUF.....	850
Jacksonville.....	WMBR.....	1460
Key West.....	WKIZ.....	1500
Miami Fort Lauderdale ...	WIOD.....	610
Naples Marco Island.....	WNOG.....	1270
Orlando.....	WKIS.....	740
Sebring.....	WJCM.....	960
Stuart/Fort Pierce....	WMCF.....	92.7 FM
Tallahassee.....	WOMA.....	94.9 FM
Tampa St. Petersburg.....	WDAE.....	1250
Titusville/Cocoa.....	WRMF.....	1060
Vero Beach.....	WAXE.....	1370
West Palm Beach....	WEAT.....	850

### DOLPHIN HOTELS ON ROAD

Tampa.....	Host International.....	813-879-5151
Dallas.....	Registry Hotel.....	214-630-7000
Minnesota....	Registry Hotel.....	612-854-2244
N.Y. Giants....	Sheraton-Hasbrouck Hts.....	201-288-6100
Buffalo.....	Sheraton-Buffalo East.....	716-681-2400
San Francisco	Rickey's Hyatt House.....	415-493-8000
N.Y. Jets.....	Sheraton-Hasbrouck Hts.....	201-288-6100
Baltimore....	Hilton (Reisterstown Rd).....	301-653-1100
Cincinnati....	Stouffer's Cincinnati Towers..	513-721-8600
St. Louis.....	Stouffer's Riverfront Towers..	314-241-9500
New England..	Providence (R.I.) Marriott....	401-272-2400

# NATIONAL FOOTBALL LEAGUE

410 Park Avenue, New York, N.Y. 10022

Phone 212-758-1500

**Pete Rozelle**, Commissioner  
**Don Weiss**, Executive Director  
**Jim Heffernan**, Public Relations Director  
**Joe Browne**, AFC Director of Information  
**Jack Hand**, NFC Director of Information

## AMERICAN CONFERENCE

### WESTERN

Denver  
 Kansas City  
 Oakland  
 San Diego

### EASTERN

Baltimore  
 Buffalo  
 Miami  
 New England  
 New York Jets

### CENTRAL

Cincinnati  
 Cleveland  
 Houston  
 Pittsburgh  
 Seattle

## NATIONAL CONFERENCE

### WESTERN

Atlanta  
 Los Angeles  
 New Orleans  
 San Francisco

### EASTERN

Dallas  
 New York Giants  
 Philadelphia  
 St. Louis  
 Washington

### CENTRAL

Chicago  
 Detroit  
 Green Bay  
 Minnesota  
 Tampa Bay

## 1977 REGULAR-SEASON SCHEDULE (All Times Local)

<b>SUNDAY, SEPTEMBER 18</b>		<b>MONDAY, OCTOBER 3</b>	
Baltimore at Seattle	1:00	Oakland at Kansas City	8:00
Cleveland at Cincinnati	1:00	<b>SUNDAY, OCTOBER 9</b>	
Dallas at Minnesota	3:00	Atlanta at San Francisco	1:00
Detroit at Chicago	1:00	Cincinnati-Green Bay (Milw)	1:00
Green Bay at New Orleans	1:00	Dallas at St. Louis	3:00
Kansas City at New England	1:00	Detroit at Minnesota	1:00
Los Angeles at Atlanta	1:00	Kansas City at Denver	2:00
Miami at Buffalo	1:00	Miami at Baltimore	2:00
New York Jets at Houston	3:00	New York Jets at Buffalo	1:00
St. Louis at Denver	2:00	Oakland at Cleveland	1:00
San Diego at Oakland	1:00	Philadelphia at New York Giants	1:00
Tampa Bay at Philadelphia	1:00	Pittsburgh at Houston	1:00
Washington at New York Giants	1:00	San Diego at New Orleans	1:00
<b>MONDAY, SEPTEMBER 19</b>		Seattle at New England	1:00
San Francisco at Pittsburgh	9:00	Washington at Tampa Bay	4:00
<b>SATURDAY, SEPTEMBER 24</b>		<b>MONDAY, OCTOBER 10</b>	
Minnesota at Tampa Bay	8:00	Los Angeles at Chicago	8:00
<b>SUNDAY, SEPTEMBER 25</b>		<b>SUNDAY, OCTOBER 16</b>	
Atlanta at Washington	1:00	Atlanta at Buffalo	1:00
Baltimore at New York Jets	1:00	Baltimore at Kansas City	12:00
Buffalo at Denver	2:00	Chicago at Minnesota	1:00
Chicago at St. Louis	1:00	Cleveland at Houston	1:00
Houston at Green Bay	1:00	Denver at Oakland	1:00
Miami at San Francisco	1:00	Green Bay at Detroit	1:00
New Orleans at Detroit	1:00	New England at San Diego	1:00
New York Giants at Dallas	1:00	New Orleans at Los Angeles	1:00
Oakland at Pittsburgh	4:00	New York Jets at Miami	4:00
Philadelphia at Los Angeles	1:00	St. Louis at Philadelphia	1:00
Oakland at Kansas City	1:00	St. Louis at Philadelphia	1:00
Seattle at Cincinnati	1:00	San Francisco at NY Giants	1:00
<b>MONDAY, SEPTEMBER 26</b>		Washington at Dallas	3:00
New England at Cleveland	9:00	<b>MONDAY, OCTOBER 17</b>	
<b>SUNDAY, OCTOBER 2</b>		Cincinnati at Pittsburgh	9:00
Buffalo at Baltimore	2:00	<b>SUNDAY, OCTOBER 23</b>	
Cincinnati at San Diego	1:00	Atlanta at Chicago	1:00
Denver at Seattle	1:00	Baltimore at New England	4:00
Green Bay at Minnesota	1:00	Cleveland at Buffalo	1:00
Houston at Miami	4:00	Dallas at Philadelphia	1:00
New England at New York Jets	1:00	Denver at Cincinnati	1:00
New Orleans at Chicago	1:00	Detroit at San Francisco	1:00
New York Giants at Atlanta	1:00	Green Bay at Tampa Bay	1:00
Philadelphia at Detroit	1:00	Houston at Pittsburgh	1:00
Pittsburgh at Cleveland	1:00	Kansas City at San Diego	1:00
St. Louis at Washington	4:00	New Orleans at St. Louis	1:00
San Francisco at Los Angeles	1:00	New York Giants at Washington	1:00
Tampa Bay at Dallas	1:00	Oakland at New York Jets	1:00
		Seattle at Miami	1:00

<b>MONDAY, OCTOBER 24</b>		<b>THURSDAY, NOVEMBER 24</b>	
Minnesota at Los Angeles	6:00	(Thanksgiving Day)	
<b>SUNDAY, OCTOBER 30</b>		Chicago at Detroit	12:30
Buffalo at Seattle	1:00	Miami at St. Louis	2:30
Chicago at Green Bay	1:00	<b>SUNDAY, NOVEMBER 27</b>	
Detroit at Dallas	1:00	Atlanta at Tampa Bay	1:00
Houston at Cincinnati	1:00	Baltimore at Denver	2:00
Kansas City at Cleveland	1:00	Dallas at Washington	4:00
Los Angeles at New Orleans	1:00	Kansas City at Houston	1:00
Minnesota at Atlanta	1:00	Los Angeles at Cleveland	1:00
New York Jets at New England	1:00	Minnesota at Green Bay	1:00
Oakland at Denver	2:00	New Orleans at San Francisco	1:00
Philadelphia at Washington	1:00	New York Giants at Cincinnati	1:00
Pittsburgh at Baltimore	4:00	Philadelphia at New England	1:00
San Diego at Miami	1:00	Pittsburgh at New York Jets	1:00
Tampa Bay at San Francisco	1:00	San Diego at Seattle	1:00
<b>MONDAY, OCTOBER 31</b>		<b>MONDAY, NOVEMBER 28</b>	
New York Giants at St. Louis	8:00	Buffalo at Oakland	6:00
<b>SUNDAY, NOVEMBER 6</b>		<b>SUNDAY, DECEMBER 4</b>	
Buffalo at New England	1:00	Chicago at Tampa Bay	1:00
Chicago at Houston	1:00	Cincinnati at Kansas City	1:00
Cincinnati at Cleveland	1:00	Cleveland at San Diego	1:00
Dallas at New York Giants	1:00	Denver at Houston	1:00
Green Bay at Kansas City	1:00	Detroit at Green Bay	1:00
Miami at New York Jets	1:00	New England at Atlanta	1:00
New Orleans at Philadelphia	1:00	New York Jets at New Orleans	3:00
Pittsburgh at Denver	2:00	Philadelphia at Dallas	1:00
St. Louis at Minnesota	3:00	Oakland at Los Angeles	1:00
San Diego at Detroit	1:00	St. Louis at New York Giants	1:00
San Francisco at Atlanta	1:00	San Francisco at Minnesota	1:00
Seattle at Oakland	1:00	Seattle at Pittsburgh	1:00
Tampa Bay at Los Angeles	1:00	Washington at Buffalo	1:00
<b>MONDAY, NOVEMBER 7</b>		<b>MONDAY, DECEMBER 5</b>	
Washington at Baltimore	9:00	Baltimore at Miami	9:00
<b>SUNDAY, NOVEMBER 13</b>		<b>SATURDAY, DECEMBER 10</b>	
Baltimore at Buffalo	1:00	Pittsburgh at Cincinnati	1:00
Cincinnati at Minnesota	3:00	Washington at St. Louis	2:30
Cleveland at Pittsburgh	1:00	<b>SUNDAY, DECEMBER 11</b>	
Denver at San Diego	1:00	Atlanta at Los Angeles	1:00
Detroit at Atlanta	1:00	Buffalo at New York Jets	1:00
Houston at Oakland	1:00	Detroit at Baltimore	2:00
Kansas City at Chicago	1:00	Green Bay at Chicago	1:00
Los Angeles-Green Bay (Milw)	1:00	Houston at Cleveland	1:00
New England at Miami	1:00	Miami at New England	1:00
New York Giants at Tampa Bay	1:00	Minnesota at Oakland	1:00
San Francisco at New Orleans	1:00	New York Giants	
Seattle at New York Jets	1:00	at Philadelphia	1:00
Washington at Philadelphia	1:00	Seattle at Kansas City	1:00
<b>MONDAY, NOVEMBER 14</b>		San Diego at Denver	2:00
St. Louis at Dallas	8:00	Tampa Bay at New Orleans	1:00
<b>SUNDAY, NOVEMBER 20</b>		<b>MONDAY, DECEMBER 12</b>	
Atlanta at New Orleans	1:00	Dallas at San Francisco	6:00
Cleveland at New York Giants	1:00	<b>SATURDAY, DECEMBER 17</b>	
Dallas at Pittsburgh	4:00	Los Angeles at Washington	1:00
Denver at Kansas City	1:00	Buffalo at Miami	4:00
Houston at Seattle	1:00	Minnesota at Detroit	9:00
Los Angeles at San Francisco	1:00	<b>SUNDAY, DECEMBER 18</b>	
Miami at Cincinnati	1:00	Chicago at New York Giants	1:00
Minnesota at Chicago	1:00	Cincinnati at Houston	1:00
New England at Buffalo	1:00	Cleveland at Seattle	1:00
New York Jets at Baltimore	2:00	Denver at Dallas	1:00
Philadelphia at St. Louis	1:00	Kansas City at Oakland	1:00
Oakland at San Diego	1:00	New England at Baltimore	4:00
Tampa Bay at Detroit	1:00	New Orleans at Atlanta	1:00
<b>MONDAY, NOVEMBER 21</b>		New York Jets at Philadelphia	1:00
Green Bay at Washington	9:00	Pittsburgh at San Diego	1:00
		St. Louis at Tampa Bay	1:00
		San Francisco-Green Bay (Milw)	1:00

## POSTSEASON

Saturday, Dec. 24 — AFC Divisional Playoffs  
 Monday, Dec. 26 — NFC Divisional Playoffs  
 Sunday, Jan 1 — AFC Championship Game  
 NFC Championship Game  
 Sunday, Jan. 15 — Super Bowl XII at Superdome, New Orleans (CBS)  
 Monday, Jan. 23 — AFC-NFC Pro Bowl at Tampa