

**14501**

**1978 MIAMI  
DOLPHIN MEDIA  
GUIDE**

**Miami Dolphins.  
Our Team of the Year.**

**Horizon.  
Motor Trend Magazine's  
Car of the Year.**

See the official cars of the Miami Dolphins  
at your participating South Florida Chrysler-Plymouth Dealers.

**BE A DOLFAN!**

**Bob Cullio C-P**  
Fort Lauderdale

**Champagne C-P**  
Miami

**Adolph  
Lopez C-P**  
Homestead

**Harbor C-P**  
Pompano Beach

**Bob Ellis C-P**  
Plantation

**Sunshine C-P**  
Miami


**Key West C-P**  
Key West

**Marshall C-P**  
Hollywood

**Max Groso C-P**  
Miami

**Munroe-Zeder  
C-P**  
North Miami

**Northside  
Motors, Inc.**  
Miami



**Media Guide**

# MIAMI DOLPHINS 1978 SCHEDULE

## PRESEASON

July 29	* Philadelphia Eagles	3:30 p.m.
Aug. 5	ST. LOUIS CARDINALS	7 p.m.
Aug. 12	at New Orleans Saints	7 p.m.
Aug. 18	MINNESOTA VIKINGS	9 p.m.
Aug. 25	at Tampa Bay	8 p.m.

\*at Canton, Ohio

## REGULAR SEASON

Sept. 3	at New York Jets	1 p.m.
Sept. 10	at Baltimore Colts	4 p.m.
Sept. 17	BUFFALO BILLS	4 p.m.
Sept. 24	at Philadelphia Eagles	1 p.m.
Oct. 1	ST. LOUIS CARDINALS	1 p.m.
Oct. 9	CINCINNATI BENGALS	8:30 p.m.
Oct. 15	at San Diego Chargers	1 p.m.
Oct. 22	at New England Patriots	1 p.m.
Oct. 29	BALTIMORE COLTS	4 p.m.
Nov. 5	DALLAS COWBOYS	4 p.m.
Nov. 12	at Buffalo Bills	1 p.m.
Nov. 20	at Houston Oilers	8 p.m.
Nov. 26	NEW YORK JETS	1 p.m.
Dec. 3	at Washington Redskins	1 p.m.
Dec. 10	OAKLAND RAIDERS	4 p.m.
Dec. 18	NEW ENGLAND	9 p.m.

Home Games Capitalized  
All Times Local



# MIAMI DOLPHINS

1978 Media Guide

**ON THE COVER:** Wide receiver Nat Moore cradles a touchdown pass while in full stride. He led the NFL in 1977 with 12 touchdown catches while quarterback Bob Griese had pacesetting 22 TDs, and both were consensus All-Pros.

## TABLE OF CONTENTS

All-Pro Dolphins .....	125	<b>Results</b>	
Assistant Coaches .....	9-13	Year-by-Year .....	110-112
Attendance .....	118	Opponent Series .....	114-115
Awards Banquet .....	127	Preseason .....	116-117
Depth Charts .....	81	Won-Loss Chart .....	113
Directory .....	2	Postseason .....	119-124
Draft Choices .....	91-92	Robbie Profile .....	3-4
Historical Highlights .....	82-88	Rookie Profiles .....	72-75
Orange Bowl .....	150	<b>Rosters</b>	
Origin of Dolphins .....	80	All-Time .....	89-90
Playoffs 1970-74 .....	119-124	'78 Rookies .....	78-79
Player Profiles .....	29-71	'78 Veterans .....	76-77
Press Information .....	150	Schedule, NFL .....	152
Pro Bowl .....	126	Season Tickets .....	118
Prospects for '78 .....	21-25	Shula Profile .....	5-7
Radio Network .....	151	Staff Profiles .....	14-18
		Standings, '77 NFL .....	28
		<b>Statistics for 1977</b>	
<b>Records</b>		Charts .....	106-108
Individual .....	135-142	Individual .....	104-105
Team .....	143-145	Team .....	103
Consecutive .....	146	Summary of 1977 .....	95-102
Opponent .....	147-149	Telephones .....	128
Yearly Leaders .....	130-131	Ticket Info .....	19
100-Yard Games .....	132-133	Ticket Records .....	117-118
Best of 1970s .....	26-27	Trades .....	93-94

**Tickets Are Available  
For All Games  
Gate 14, Orange Bowl  
(305) 358-2444**

# MIAMI DOLPHINS

330 Biscayne Boulevard  
Miami, Fla. 33132

## TRAINING CAMP

16400-D NW 32nd Avenue  
Miami, Fla. 33054  
Publicity: (305) 621-2766



## MIAMI DOLPHINS CLUB DIRECTORY

Managed by South Florida Sports Corp.

Downtown Office — (305) 379-1851

*President & General Manager	Joseph Robbie
*Vice-President	Elizabeth L. Robbie
*Vice-President	J. Michael Robbie
*Corporate Secretary	Audrey J. Nessheim
*Corporate Treasurer	Timothy J. Robbie
*Consultant	Frank J. Callahan
Business Manager	James H. Steeg
Public Relations Director	Robert T. Kearney
Marketing Director	Thomas J. Pippet
*Publicity Director	Charles M. Callahan
Ticket Director	Rick L. Olson
Marketing Rep	Thomas M. Hirschfeld
Marketing Rep	Martin J. Cerny
Group Sales-Promotions	Richard P. Anderson
Executive Secretary	Mariam E. Kircher
Executive Secretary	Agnes (Pat) Bell
Public Relations Secretary	Donna Williams
Publications Aide	Clarice A. Weskel
General Bookkeeper	Caridad Reyes
Secretary	Cheryl DeLeonardis
Receptionist	Leila Mobley
Secretarial Aide	Lynn Radigan
Ticket Aide	Jeannette Harrington
Ticket Aide	Cathy Jamiel

## Training Camp — (305) 645-6491

*Vice-President, Head Coach	Donald F. Shula
Asst. Head Coach, Defense	Bill Arnsparger
Defensive Backs, Punting	Tom Keane
Offensive Line, Running Game	John Sandusky
Defensive Line, Run Defense	Mike Scarry
Receivers, Passing	Howard Schnellenberger
Offensive Backs, Special Teams	Carl Taseff
Director of Pro Scouting	George Young
Director of Player Personnel	Charles T. Connor
Asst. Dir. of Player Personnel	Steven K. Crosby
College Area Scout	Milt Davis
Trainer	Robert Lundy
Assistant Trainer	Junior Wade
Equipment Manager	Dan Dowe
Film Manager	Al King
Executive Secretary	Lynn Radigan
Secretary	Jann Lamendola
Team Physician	Dr. Herbert W. Virgin, Jr.
Asst. Team Physician	Dr. Charles E. Virgin
Cardiologist	Dr. Edward St. Mary

\*corporate titles refer to South Florida Sports Corporation

## JOSEPH ROBBIE

### Managing General Partner



In his comprehensive survey of "Sports In America," the Pulitzer Prize-winning author James A. Michener observed:

"The majority of owners I have met are like Joe Robbie of Miami, real devotees, men and women to whom the building of a respectable team becomes a passion, and they add luster to the sporting scene. . . . In the end, they are willing to make extraordinary sacrifices in order to build a winner, and their loyalty to their team often excels that of their players."

Joseph Robbie has parlayed cunning and persistence into shaping one of the most successful sports franchises in America. In the 1970s his Dolphins have the best winning percentage (.744) in the National Football League and two Super Bowl championships.

Robbie, at age 62, draws from a seemingly bottomless reservoir of energy. He is vigorously involved in his community and his greatest pleasure would be a Super Bowl XIII victory in the Orange Bowl.

Yet he has insisted that the integrity of his team will never be the price for victory. Robbie demonstrated it in the 1977 scandal which sent Dolphin defensive lineman Randy Crowder and Don Reese to jail for selling cocaine to undercover police. Robbie swiftly suspended the players despite some critics waving the Fifth Amendment's presumption of innocence.

"Football players owe a unique obligation to the children who idolize them, to the fans who support them and to the community in which they live," Robbie said.

"I don't believe in winning at all costs. If I thought the two players whom I suspended would make the difference between winning and losing the Super Bowl, I'd still act as I did.

"We want to win and we're going to win. But we're going to do it in the right way and with the right people."

To which New York Daily News columnist Larry Fox responded, " . . . the Joe Robbie we prefer to remember in this case is the man who laid his principles on the line of scrimmage soon after the players were arrested."

While he advocates building a new 70,000-seat stadium in South Florida rather than futilely renovating the aged Orange Bowl, Robbie showed his willingness to defer to a greater community need.

"An indoor arena should have priority over a new football stadium," he said. "I think it's the most important community need to provide sports for this area. I know that I hurt my own case in saying this, but it's true."

Robbie commissioned The McNulty Company in 1976 to prepare plans for a new stadium with chairback seats and adequate parking and proved to skeptics that it could be constructed for \$26.5 million exclusive of land costs.

Now as a direct result of Robbie's enlightened opposition to Orange Bowl renovation, Metro government assembled a Sports Facilities Commission to obtain guidance.

"That proposal has been described as Robbie's 'stadium in the sky,' but it would not surprise me all that much if it becomes a reality," Miami News football analyst Charlie Nobles wrote. "It's Robbie's nature to work that much harder when he's an underdog."

The inevitable setbacks in the course of building the Dolphins from a 1966 expansion club to a three-time Super Bowl participant were no great obstacles in the eyes of Robbie. In the first two years of the franchise, the Dolphins averaged only 25,551 and 27,120 tickets sold and struggled with 29,963 and 32,335 the following two years. On the field, the Dolphins managed a 15-39-2 record.

Robbie needed a winner. "We have no oil wells or hotel chains or inherited money with which to support professional football in Miami," he later said.

But he had a gold mine Feb. 18, 1970 when he introduced Don Shula as the new head coach. There have been a dizzying 96 changes of head coaches in the NFL since the start of the 1970 season; Robbie still has made the smartest move of them all.

Immediately in 1970 the Dolphins were transformed from a 3-10-1 outfit to a 10-4 playoff qualifier.

"If we hadn't been persistent and hadn't been patient; if we hadn't looked down the tunnel and hadn't seen the light, this franchise might have moved," Robbie said. "I didn't intend to move and I didn't appreciate constantly having to deny we were moving."

Robbie, a former South Dakota legislator and Minneapolis lawyer, saw the Dolphins reach the Super Bowl in their sixth year of operation. Once defeated in the title game, the Dolphins rebounded to post an unprecedented 17-0 perfect record in 1972 and the best two-year mark in NFL history (26-2) after Super Bowl triumphs over Washington and Minnesota.

The apathy of the early years was transformed into hysterical support with 22 consecutive sellouts (excluding preseason games) and 74,961 season tickets sold in 1973 — an NFL record.

"The Miami Dolphins broke the old bugaboo by proving that South Florida is a big-league community," Miami Herald columnist Charles Whited wrote. "It took a born craps shooter such as Joe Robbie, of course, to risk everything on the high stakes. When the Dolphins started, even the best banking brains in Miami refused to share Joe Robbie's brash confidence. But he paved the way; the two world football championships galvanized this town like nothing before or since; and we yearn for a return to those halcyon days."

And echoed Miami News managing editor Howard Kleinberg, the team is "the one single factor that has brought the people of this community together in a feeling of accomplishment and pride."

Robbie's contribution to the community is not always as direct as the more than \$1 million in charitable donations on behalf of the Dolphins since 1966. He was a key figure in helping Paramount Pictures film "Black Sunday" in Miami and thus pump \$3 million into the local economy.

"The politicians wanted to kill us," film director John Frankenheimer said. "If it had not been for a few people in the press and Joe Robbie . . . we would've gone elsewhere."

Robbie works actively on the Board of Trustees for both Jackson Memorial Hospital and the United Way, and he is

(Continued on Page 20)

## DONALD F. SHULA

### Head Coach



*"Instead of comparisons claiming Don Shula is the closest thing to Vince Lombardi, it should be said the other way around."*

— John Steadman, Baltimore News-American and president of Pro Football Writers

Don Shula has become to coaching what his unbeaten 1972 Dolphins are to team accomplishment: the standard of excellence by which all others are measured.

More than being the winningest active coach in the National Football League, Shula has made his mark on the game as a motivator, an innovator and, especially, a teacher. He molded five rookies into a 1977 defensive unit which allowed the second-lowest total of points in the AFC, and he produced a 10-game winner from a team ranked outside the contenders.

Shula, 48, has put together a record of 164-57-5 in his 15 seasons (eight in Miami), and in 1978 he should pass his tutor Paul Brown (170-108-6) into third place on the all-time list for NFL victories.

Sporting News columnist Larry Felser observed, "This is going to outrage the Vince Lombardi cult. It won't make Paul Brown's admirers joyous, either. But it says here that Shula is the greatest football coach in the history of the professional game . . . Lombardi never did what Shula did (in 1977). Neither did Brown. Neither did any other pro coach."

"Shula took very ordinary talent in one of the toughest divisions in the NFL and had a piece of the lead going into the last two weeks of the season."

It was the 11th time in 15 seasons that Shula's team has won at least 10 games.

His "ultimate" achievement was the NFL's first unbeaten, untied record of 17-0 in 1972 — in only the third season of Shula's transformation of a 3-10-1 team. His incredible two-year record of 32-2 including Super Bowl conquests in 1972 and 1973 probably will never be equalled.

Five times his teams have built unbeaten streaks of 10 or more games. His defenses have led the NFL three times in fewest points allowed (1964, 1972, 1973).

In 1963 Shula had become the youngest head coach, at age 33, in NFL history and he guided the Baltimore Colts to a 71-23-4 record for seven seasons. Baltimore fans in 1977 voted Shula the coach of the Colt's Silver Anniversary team.

Shula's resourcefulness was magnified in 1965 when injuries sidelined quarterbacks John Unitas and Gary Couzzo, so that halfback Tom Matte wore the "playbook" on his wristband and quarterbacked an upset victory that earned a co-championship.

Shula brought discipline to the Biscayne College training camp in 1970. He proposed an unthinkable schedule of four-a-

day workouts, and he sought precision in every move. Five rookies including a 12th-round draftee and a Canadian Football League reject became starters on defense.

The Dolphins sprang to a 4-1 start in 1970 including first-ever victories over Oakland and the New York Jets. Then after enduring a shaky midseason (Shula resolutely kept his faith in quarterback Bob Griese), the Dolphins erected a six-game winning streak for a 10-4 record and a wild-card playoff berth.

Shula had laid the foundation of a perennial contender, and in 1971, the Dolphins won their first of four consecutive AFC East championships with a 10-3-1 mark. On Christmas Day in Kansas City, pro football's longest game (82 minutes, 40 seconds) ended with Garo Yepremian's winning 37-yard field goal in the second overtime. A week later, the Dolphins stymied the Unitas-led Colts, 21-0, on the same Poly-Turf where Baltimore had won Super Bowl V the previous January.

Dethroning the Colts had launched the Dolphins on a string of AFC titles. But a disappointing 24-3 loss to the Dallas Cowboys in Super Bowl VI filled Shula and his players with greater purpose, and in 1972, the Dolphins would attract headlines as the "Greatest Team Ever."

Shula had claimed 38-year-old quarterback Earl Morrall from the waiver list in April, and when Griese suffered a broken ankle in the fifth game, Morrall took control for 11 victories. The Dolphins rewrote the NFL rushing record (2,960 yards), and with a regular-season record of 105-30-1, Shula became the first NFL coach to win 100 games in his first decade. George Allen (97), Vince Lombardi (96) and Paul Brown (92) were close.

Surprisingly, the unbeaten Dolphins were three-point underdogs to Washington in Super Bowl VII. Shula elected to go with a healthy Griese, and the Dolphins dominated the Redskins, 14-7, for the coach's first NFL crown.

"This is the ultimate," Shula described the perfect season.

If anything could compare with it, it was the overpowering manner in which Shula's team repeated as champions. The Dolphins crushed three playoff opponents, 85-33, including a 24-7 rout of the Minnesota Vikings in Super Bowl VIII at Houston.

"I'm just a guy who rolls up his sleeves and goes to work," Shula says. "I don't have peace of mind until I know I've given the game everything I can because the whole idea is to somehow get a winning edge. Sometimes it takes just a little extra something to get that edge. But you have to get it."

He was born Donald Francis on Jan. 4, 1930 and was raised in Painesville, Ohio. He was a running back at John Carroll University in Cleveland, and in 1950, he gained 125 yards as the Blue Streaks upset Syracuse, 21-15.

He was the only rookie on Paul Brown's defending NFL champion Cleveland Browns in 1951 until Shula's college teammate Carl Taseff joined the club at midseason. Shula intercepted four passes as a rookie. Then he was involved in a 15-man trade with the Colts in 1953, and he played four seasons in Baltimore (1953-56) and one season in Washington (1957) as a cornerback. He had 21 career interceptions for 267 yards.

Shula's coaching system was greatly influenced by his first pro boss, Paul Brown, a 21-year veteran of the NFL who retired after the 1975 season at age 67.

"Paul Brown offered more than fundamentals," Shula explains. "He brought something special into pro coaching. I think that if you want to pinpoint Paul Brown's contribution to



*Shula (164) should pass Paul Brown's 170 wins in 1978*

football, it was his ability to teach. When you learned something from Paul Brown, you never forgot it."

Shula entered the coaching ranks with an assistant's job at Virginia (1958) and Kentucky (1959), and he joined the NFL's Detroit Lions in 1960 under George Wilson. The Lions posted records of 7-5, 8-5-1 and 11-3 with Shula as defensive coordinator.

Then in 1963 he succeeded Weeb Ewbank as head coach at Baltimore, and in the 15 seasons which have followed, Shula has reached the championship game five times with two victories.

For all the energies he channels toward football, Shula is a devoted family man. He and former Dorothy Barfish (married July 19, 1958) have five children — two boys and three girls — David 19, Donna 17, Sharon 16, Annie 14 and Mike 13. David was the 1977 salutatorian at Hollywood Chaminade High and now a sophomore defensive back at Dartmouth College.

Shula takes an active leadership in the league, serving the past four years on the select four-man NFL Competition Committee, thus helping to introduce rules changes and evaluate all aspects of the game.

He has a similarly active role in community affairs. In 1975 Shula served as the Florida Crusade Chairman for the National Cancer Society and co-chairman of the Jerry Lewis March Against Dystrophy. In 1976 he was named to the National Board of the Jesuit Program for Living and Learning.

He is a member of the National Sports Committee for both the Multiple Sclerosis Society and the Muscular Dystrophy Association, board member of the Heart Association of Greater Miami and board member of "Who's Who in National High School Athletics."

In February 1977 he was presented the Silver Medallion Brotherhood Award by the Florida Region, National Conference of Christians and Jews. Barry College honored him in March 1977 with the Light of Flames Leadership Award. He holds an honorary doctorate in humanities from John Carroll University in 1973 and received an honorary degree from Biscayne College in 1974.

Currently he is serving as honorary chairman for the Belen Jesuit Intercultural Fund campaign to build a new school.

## WINNINGEST NFL COACHES

Yrs.	Coach	Regular Season	Win Avg.	Play-offs	All Games	Win Avg.
40	George Halas	320-147-3	8.0	6-3	326-150-31	8.1
33	Curly Lambeau	231-133-23	7.0	3-2	234-135-25	7.1
21	Paul Brown	166-100-6	7.9	4-8	170-108-6	8.1
15	Don Shula	154-51-5	10.3	10-6	164-57-5	10.9
18	Tom Landry	149-95-6	8.3	13-9	162-104-6	9.0
23	Steve Owen	151-100-17	6.6	2-8	153-108-17	6.7
17	Hank Stram	131-97-10	7.7	5-3	136-100-10	8.0
20	Weeb Ewbank	130-129-7	6.5	4-1	134-130-7	6.7
18	Sid Gillman	122-99-7	6.8	1-5	123-104-7	6.8
12	George Allen	116-47-5	9.7	2-7	118-54-5	9.9
11	Bud Grant	107-43-4	9.7	9-9	116-52-4	10.5
15	Buddy Parker	104-75-9	6.9	3-1	107-76-9	7.1
10	Vince Lombardi	96-34-6	9.6	9-1	105-35-6	10.5
9	John Madden	94-25-7	10.4	9-7	103-32-7	11.4
16	Lou Saban	95-99-7	6.0	2-2	97-101-7	6.1

## DON SHULA'S REGULAR-SEASON RECORD

Year	Team	W-L-T	Pct.
1963	Baltimore	8-6-0	.571
1964	Baltimore	12-2-0	.857
1965	Baltimore	10-3-1	.769
1966	Baltimore	9-5-0	.643
1967	Baltimore	11-1-2	.917
1968	Baltimore	13-1-0	.929
1969	Baltimore	8-5-1	.615
	<b>TOTAL BALTIMORE</b>	<b>71-23-4</b>	<b>.745</b>
1970	Miami	10-4-0	.714
1971	Miami	10-3-1	.769
1972	Miami	14-0-0	1.000
1973	Miami	12-2-0	.857
1974	Miami	11-3-0	.786
1975	Miami	10-4-0	.714
1976	Miami	6-8-0	.429
1977	Miami	10-4-0	.714
	<b>TOTAL MIAMI</b>	<b>83-28-1</b>	<b>.746</b>
	<b>ALL GAMES</b>	<b>154-51-5</b>	<b>.745</b>

## PRESEASON RECORD

Year	Team	W-L-T	Pct.
1963	Baltimore	4-1-0	.800
1964	Baltimore	3-1-1	.700
1965	Baltimore	5-0-0	1.000
1966	Baltimore	5-0-0	1.000
1967	Baltimore	4-1-0	.800
1968	Baltimore	5-1-0	.833
1969	Baltimore	6-0-0	1.000
	<b>TOTAL BALTIMORE</b>	<b>32-4-1</b>	<b>.887</b>
1970	Miami	4-2-0	.667
1971	Miami	2-3-1	.416
1972	Miami	3-3-0	.500
1973	Miami	3-2-1	.583
1974	Miami	4-2-0	.667
1975	Miami	5-1-0	.833
1976	Miami	6-0-0	1.000
1977	Miami	4-2-0	.667
	<b>TOTAL MIAMI</b>	<b>31-15-2</b>	<b>.667</b>
	<b>ALL GAMES</b>	<b>63-19-3</b>	<b>.759</b>

## POSTSEASON RECORD

	Baltimore W-L	Miami W-L	Total W-L
Super Bowls	0-1	2-1	2-2
Championship Games	1-1	3-0	4-1
Playoff	1-1	3-2	5-3
<b>TOTALS</b>	<b>2-3</b>	<b>8-3</b>	<b>10-6</b>



**BILL ARNSPARGER**  
Asst. Head Coach, Defense  
15th Season, 7th with Dolphins  
Born Dec. 16, 1926

Bill Arnsparger molded the Dolphin defense of Super Bowl years by beginning with a handful of rookies in 1970, and he directed a reconstruction project in 1977 using five rookies as starters.

His enthusiastic, disciplined defense was responsible for triumphs over AFC East preseason favorites Baltimore and New England without allowing a touchdown, and the Dolphins were one of only five NFL teams to permit fewer than 200 points.

Arnsparger, 51, nicknamed "One More Reel" for his constant scrutiny of films, was awarded the Dolphins' game ball in Super Bowl VIII after a remarkable 1973 season during which Miami yielded only 150 points. The '73 Dolphins set modern NFL records of allowing only 1,290 yards passing and five touchdown passes; they sacked opposing quarterbacks 45 times, strung 13 consecutive scoreless quarters and shut out Baltimore for the fourth straight time.

Arnsparger's association with Coach Don Shula stretches back to 1959 as assistants at Kentucky, then 1964-69 at Baltimore and 1970-73 at Miami. Three times in those 10 pro seasons, Arnsparger's defense led the NFL in scoring defense.

He was named head coach of the New York Giants in 1974, and his teams posted a 7-28 record including 5-9 in 1975. Arnsparger rejoined the Dolphins at midseason 1976.

He had spent 14 years in college coaching — Miami of Ohio, 1950; Ohio State, 1951-53; Kentucky, 1954-61, and Tulane, 1962-63 — before combining talents with Shula.

Arnsparger was a high school lineman at Paris, Ky., under Blanton Collier, who later became head coach (1963-70) of the Cleveland Browns. Arnsparger spent two years as a Marine sergeant before returning to school as an offensive tackle at Miami under Woody Hayes.

He and his wife Betty Jane (married 8-24-57) live in Miami Lakes with their son David (8-6-65) and daughter Mary Susan (2-29-68).



**TOM KEANE**  
Defensive Backs, Punting  
15th Season, 13th with Dolphins  
Born Sept. 7, 1926

Tom Keane shuffled his defensive secondary in 1977 and in dramatic improvement, the Dolphins surrendered only 10 touchdown passes — half as many as were allowed during the injury-riddled 1976 season.

Keane tutored rookie Norris Thomas at left cornerback and moved cornerback Tim Foley to strong safety, thus fortifying the pass defense.

Keane, 52, has coached the Dolphin secondary since the club's inception in 1966 and the team has averaged 21 interceptions (268 in 13 years). Only four other NFL assistants have coached with the same club as long as Keane — Jim Myers (1962) and Ernie Stautner (1966) of Dallas and Ollie Spencer (1962) and Tom Dahms (1963) of Oakland.

In Keane's first year, the Dolphins stole 31 passes (still a record) and ranked second in the American Football League. In 1973 the Super Bowl champions allowed only five touchdown passes.

Keane, a former All-Pro safety for the Baltimore Colts in 1953, holds the Colt record with 11 interceptions that season. He had swiped 10 passes in 1952. He also averaged 42.8 yards punting and he held the ball for Bert Rechichar's 56-yard field goal that stood as an NFL record for 17 years.

He was a freshman quarterback and tailback for unbeaten Ohio State in 1944, and after a 20-month stint as a seaman in the South Pacific, Keane played at West Virginia. He skipped his senior year to be drafted by Los Angeles (1948-51), then was traded to the short-lived Dallas Texans (1952) and went to Baltimore (1953-54) in the franchise move.

Keane played with the Chicago Cardinals (1955) and his career ended with a knee injury suffered while tackling Tank Younger in a 1956 preseason game. He coached with the Cardinals (1957) and the Calgary Stampeders (1960) of the Canadian Football League.

In 1961 he became head coach of the Wheeling Ironmen of the United Football League, and after winning two championships, he moved to Pittsburgh (1965) as an assistant. The following year he came to Miami.

He and his wife Mary (married 7-5-52) live in Miami and have two daughters and two sons — Candi (3-21-54), Tom (5-27-56), Tim (2-13-60) and Mary (2-21-67).



**JOHN SANDUSKY**  
**Offensive Line, Running Game**  
**20th Season, 3rd with Dolphins**  
**Born Dec. 28, 1925**

John Sandusky has maintained the excellence of the Dolphins' All-Pro offensive line in his two seasons in Miami. It required patient application during an agonizing 1977 preseason when two starters were sidelined with unusual injuries and another was traded.

Sandusky then brought veteran tackle Mike Current into the blocking wall, and the Dolphins ranked fifth in the NFL with 2,366 yards rushing. Miami topped 200 yards on the ground six times.

His 19 seasons of NFL coaching are the most for a Miami assistant.

Sandusky, 52, has the unique distinction of having served in four different capacities in the old College All-Star Game in Chicago. He played with the All-Stars (1950) and coached

them (offensive line, 1958); he played with the NFL champions (Cleveland, 1951 and 1955) and coached them (Baltimore offensive line, 1969, and defensive line, 1971).

He was offensive line coach under Don Shula for seven years (1963-69) with Baltimore. In fact, Shula tried to bring Sandusky to Miami in 1970 but the Colts' coaching staff was restricted. Sandusky stayed with the Colts to coach the defensive line (1970-72) with a Super Bowl V victory under Don McCafferty.

Sandusky's first NFL assignment had been the Colts' defensive line (1959-62) under Weeb Ewbank, so he spent seven years on defense and 12 years on offense.

When McCafferty was fired after a 1-4 start in 1972, Sandusky was elevated to head coach. He posted a 4-5 record including two losses to the unbeaten Dolphins. Sandusky next spent three years (1973-75) with the Philadelphia Eagles' offensive line.

That was a homecoming for the former All-American tackle from Villanova. He went both ways at tackle for Cleveland (1950-55) when the Browns played in six consecutive NFL championship games, winning three titles, and he spent one year with Green Bay (1956). He began his coaching career as a Villanova assistant (1957-58).

He and his wife Ruth (married 3-31-51) live in Cooper City and have four sons and a daughter — John (1-4-52), James (6-21-53), Ruth (10-5-55), Joseph (1-30-59) and Gerry (9-5-61).



**MIKE SCARRY**  
**Defensive Line, Run Defense**  
**12th Season, 9th with Dolphins**  
**Born Feb. 1, 1920**

Mike Scarry, a veteran of 30 years in coaching, laid a new foundation for the Dolphins' defense in 1977 by developing talented rookie linemen A.J. Duhe and Bob Baumhower. With Scarry's guidance, Duhe swept every NFL Defensive Rookie of the Year award.

The run defense allowed 662 fewer yards in 1977 than the injury-torn defense of 1976, and only one team gained more than 180 yards rushing against the Dolphins. And for the first time since 1973, the Dolphins allowed fewer than 200 points.

Scarry was elected to the NAIA Hall of Fame in 1964 in recognition of his playing days as a center and linebacker at Waynesburg (Pa.) College. He played in the first game ever televised (Waynesburg vs. Fordham in New York, 1939). After two years in the Army, "Moe" was center for the Cleveland Rams (1944-45) in the old All-American Conference.

He began an 18-year college coaching career at Western Reserve (1948-49) and moved to Santa Clara (1950-52), Loras (1953), Washington State (1954-55) and Cincinnati (1956-62) before becoming head coach at Waynesburg (1963-65). His Yellow Jackets posted a record of 17-8-1 including two West Penn Conference titles, and he recruited and developed the Waynesburg squad which went unbeaten and won the NAIA championship in 1966.



In 1969 he was named to the Waynesburg College Hall of Fame for both football and basketball.

Scarry moved into the pro ranks with the Washington Redskins (1966-68) under Otto Graham and he spent the 1969 season as a scout for San Francisco. Coach Don Shula hired him for the Dolphins' staff in 1970.

He and his wife Elizabeth (married 1-27-43) live in Miami and have eight children, five boys and three girls — Sally Beth, Mike, Patricia, Tom, Maggie, John, Jim and Dennis.



## **HOWARD SCHNELLENBERGER**

### **Receivers, Passing Game**

**13th Season, 7th with Dolphins**

**Born March 16, 1934**

Howard Schnellenberger, the offensive strategist of the Dolphins for six of the past eight seasons, has charted a versatile passing attack which ranked first in the NFL with 22 touchdowns in 1977.

His top pupils, Nat Moore and Duriel Harris, are as dangerous a pair of wide receivers as anyone's. They combined for 86 catches for 1,366 yards and 17 touchdowns last season — the best marks for a tandem in Dolphin history. Paul Warfield and Howard Twilley had combined totals of 69 receptions, 1,345 yards and 15 TDs in 1971.

Schnellenberger, 44, also helped devise the game plans that carried the Dolphins to a perfect 17-0 record in 1972.

He was hired by Don Shula in 1970 after coaching the receivers at Los Angeles (1966-69) under George Allen.

He became head coach of the Baltimore Colts in 1973 and posted a 4-10 record. He was dismissed after an 0-3 start in 1974 and the Colts finished 2-12. Schnellenberger returned to the Dolphins in 1975, replacing Bob Schnelker.

Schnellenberger earned all-state basketball honors at Flaget High in Louisville and All-American recognition as an end at Kentucky in 1955 with quarterback Bob Hardy. He played two seasons in the Canadian Football League with an intervening year in the Army.

Then in 1959 he joined the staff of Blanton Collier at Kentucky (along with Shula), and in 1961, he began a five-year stint at Alabama under Paul Bryant. The Bear had coached Schnellenberger at Kentucky in 1953.

Directing the Alabama offense, Schnellenberger guided quarterback Joe Namath (1962-64) while the Crimson Tide compiled records of 10-1, 9-2 and 10-1. Then in 1965 with quarterback Steve Sloan under Schnellenberger's wing, Alabama won the national championship with a 9-1-1 mark and an Orange Bowl victory over Nebraska.

He and his wife Beverlee Ann (married 5-2-56) live in Miami Lakes with their three sons — Stephen (1-27-60), Stuart (1-10-61) and Tim (11-2-68).



## **CARL TASEFF**

**Offensive Backs, Special Teams**

**12th Season, 9th with Dolphins**

**Born Sept. 28, 1928**

Carl Taseff, offensive backfield coach since joining the Dolphins in 1970, has developed a stable of quality running backs which has kept Miami among NFL leaders in rushing.

Taseff's group ranked fifth in the NFL with 2,366 yards rushing in 1977, and four backs topped 400 yards. Four of his five runners were "minibacks" under 5-foot-10. With the acquisition of Delvin Williams, Taseff's backfield in 1978 could be as strong as in Super Bowl seasons. The Dolphins lead the NFL in rushing in the eight-year 1970s with 19,167 yards.

Taseff, 50, scouted Dolphin opponents for three years (1970-72), for which he was experienced with the CEPO scouting combine in 1968 and 1969.

He had played nine years (1953-61) as left cornerback for the Baltimore Colts, and Taseff set Colts records with a 90-yard punt return for a touchdown Oct. 14, 1956 against Green Bay (four returns for 148 yards). He holds an NFL record with a 99-yard return of a Walt Michaels field-goal attempt Dec. 12, 1959 against Los Angeles. Still on the books are his Baltimore career records of 112 punt returns for 826 yards, and he never fumbled a punt.

Taseff starred as a running back at John Carroll University in his native Cleveland and he scored 22 touchdowns in 1950. He and Don Shula played in the same backfield for Coach Herb Eisele, and they were roommates with the Cleveland Browns (1951-52) and Colts (1953-56).

He concluded his pro career in 1962 with Buffalo of the American Football League, and after a year in the insurance field, he became a defensive coach with the AFL Boston Patriots (1964) and the NFL Detroit Lions (1965-66).

He lives on Key Biscayne and he has two daughters, Cynthia Sue 22 and Susan 18.



## **GEORGE YOUNG**

**Dir. of Pro Scouting,  
Asst. Coach**

**4th Season with Dolphins**

**Born Sept. 22, 1930**

George Young can recite the depth charts of all NFL teams in his capacity of Director of Pro Scouting. He joined the Dolphins in 1974 scouting Miami opponents, and in March 1975 he was promoted.

His duties include the negotiation of veteran and rookie contracts, the study and evaluation of all NFL players for trade and waiver acquisitions, and the scouting of opponents prior to Dolphin games.

Young's responsibilities also extend to coaching, analysis of Dolphins and opponents, and presentations to the squad and special teams.

He had worked as a full-time scout for the Baltimore Colts in 1968 and 1969, then became the Colts' offensive line coach in 1970 when the Colts were Super Bowl V winners. He was promoted to Personnel Director (1971-72) and he was the offensive coordinator under Coach Howard Schnellenberger in 1973.

Young, 47, was an educator and coach for 15 years at Calvert Hall and City College high schools in Baltimore. His teams won six Maryland Scholastic Association championships, five of those at City College where he compiled a 60-11 record.

In January 1968, when Coach Don Shula and his Baltimore staff were working the Pro Bowl, Shula asked Young to look at films and evaluate players for the college draft.

"I gave him the key to the office," Shula said, "and when we got back from the Pro Bowl, he had evaluated all the players and gave us reasons to accept or reject them. He was very organized, and as it turned out, very accurate."

Young was a Little All-American and All-East tackle for Bucknell in 1951 and the team's captain. He holds two Master's degrees — one from Johns Hopkins and another from Loyola College in Baltimore.

He and his wife Lovey live in Hollywood Hills, Fla.



**CHUCK CONNOR**  
Director of Player Personnel  
1st Season with Dolphins  
Born July 7, 1937

Chuck Connor conducted the Dolphins' 1978 draft only 10 weeks after being hired as Director of Player Personnel in February. He had been the Southeast regional scout for the BLESTO combine, which provides college player evaluations to nine NFL teams including the Dolphins.

Connor worked the past three seasons (1975-77) for BLESTO and was promoted to regional scout in 1977. BLESTO has 8 area scouts, 3 regional scouts and one national scout.

He was a two-way end at the University of Cincinnati (1955-59) before he began a 15-year coaching career at Montour High near Pittsburgh. Connor was head coach for eight of those 15 years, and his 1967 team was undefeated. He taught at Montour in 1974 while also coaching the defensive secondary at Carnegie-Mellon University.

Connor had done player evaluations from films for the Pittsburgh Steelers while at Montour, and in 1975, he moved his family from McKees Rock, Pa., to Stone Mountain, Ga., near Atlanta to work for BLESTO.

He and his wife Dorothy (married 6-27-59) have four children — Chuck (4-23-60), Mike (1-16-65), Karen (6-20-66) and Scott (7-29-76). Oldest son Chuck is a senior linebacker at Parkview High, and the family won't move to Miami until he graduates next summer.



**STEVE CROSBY**  
Asst. Dir. of Player Personnel  
2nd Season with Dolphins  
Born July 3, 1950

Steve Crosby, whose career as a running back with the New York Giants was halted by knee and ankle injuries, began scouting for the Dolphins in 1977. He was promoted to Chuck Connor's top assistant in 1978.

Crosby, like Dolphin fullback Don Nottingham, was a 17th-round draft choice when the Giants picked him in 1974. He had gained 1,891 yards the previous two seasons at Fort Hays (Kan.) College. As a rookie, he gained 55 yards on 14 carries, and he quick-kicked once for 60 yards. He appeared in 15 games in three injury-plagued seasons (1974-76) with the Giants.

Crosby played eight-man football in his hometown Pawnee Rock, Kan., and one of his cousins is Dolphin linebacker Rick Dvorak. Crosby and his wife Ellen (married 6-27-69) live in Golden, Colo., with their son Bradley (10-19-70).



**BOB LUNDY**  
Trainer  
12th Season with Dolphins  
Born March 28, 1936

Bob Lundy, the original trainer of the Dolphins, has supplied injured players with bandages and encouragement since 1966. He and assistant Junior Wade have guided more than 20 players to successful rehabilitation of surgical knees the past three years.

Last season the Dolphins had five knee operations and another three in the offseason, bring the total to 25 knee operations in a three-year period. Worst siege of injuries occurred in 1976 when 22 players missed a combined total of 144 games and 10 players were listed on injured reserve during the course of the season. Eight of the 11 knee patients passed their physical exams to open the 1977 training camp.

Lundy, 42, was recognized for his treating the wounded when the Dolphins presented him with a game ball after clinching a fourth consecutive AFC East championship in 1974. It may be the only time an NFL trainer has been so honored.

He came to Miami with the formation of the franchise and has worked every season except 1973 when he sold real estate. He graduated from Boston University in 1958 and was the assistant trainer at Indiana University while in graduate school. He became the head trainer at Detroit University (1960-63).

while also serving as assistant trainer of the NFL's Detroit Lions, and in 1964, he became a full-time assistant with the Lions.

He and his wife Alice (married 6-2-62) live in Miami with their three sons Bobby (3-30-63), Billy (6-30-66) and David (1-30-70).



**DAN DOWE**  
**Equipment Manager**  
**13th Season with Dolphins**  
**Born Sept. 16, 1924**

Dan Dowe has been fitting uniforms, customizing helmets and lugging trunks of equipment for the Dolphins since the team's inception in 1966. He started as the assistant equipment manager and was promoted to equipment manager in 1969.

As lord of the locker room, Dowe has to keep pace with ripped jerseys and broken facemasks. Offensive tackles average six torn jerseys per season, and twice a year, Dowe changes all the hardware on all helmets.

He is the first man to arrive and the last man to leave in stowing the Dolphins' gear.

Dowe, 54, is a native of Brighton, Mass. He served 4½ years aboard the destroyer USS Forest in World War II, and the ship was hit by a kamikaze plane. As a civilian he worked in industrial electronics in Boston and then as a police officer in Bal Harbour, a Miami Beach suburb.

He and his wife Virginia (married 6-8-57) live in Hollywood Hills with their son Darin (9-14-69).



**JUNIOR WADE**  
**Assistant Trainer**  
**4th Season with Dolphins**  
**Born Feb. 2, 1947**

Junior Wade, a hard worker in his behind-the-scenes role as assistant trainer, came to the Dolphins in 1975 after coaching Davidson College to its best baseball record (21-15) in history. The Wildcats owned a victory over 1975 College World Series runnerup South Carolina.

He first worked in the Dolphins' training camps in the summers of 1973 and 1974 while he served as assistant trainer at Davidson. He was promoted to the baseball head coaching job in 1975.

Wade, 31, is a native of Bath, S.C., and was a three-year baseball letterman at South Carolina State. After earning his master's degree, he went to Fayetteville (N.C.) State as a trainer and guidance counselor.

He and his wife Constance (married 12-30-70) live in Hialeah with their son Aaron (2-25-72).



**MILT DAVIS**  
**College Area Scout**  
**1st Season with Dolphins**  
**Born May 31, 1929**

Milt Davis, an educator as well as a talent scout, has been eyeing college athletes in a 14-state West region since 1967. He scouted for the Baltimore Colts from 1967 to 1976 and last season for Los Angeles.

Davis, who has received his doctorate in administrative education from UCLA, is a counselor and biology professor at Los Angeles City College. He earned an M.A. in zoology from UCLA and is an avid bird-watcher.

Davis played four seasons (1957-60) with the Colts and twice tied for the NFL lead in interceptions, including 10 as a rookie. The Colts defeated the New York Giants twice in title games (1958 and 1959) with Davis at right cornerback, and he had 27 career interceptions.

He and his wife Yvonne live in Los Angeles with daughter Allison (2-19-59) and twins Brian and Hilary (5-21-62).

**JAMES H. STEEG, Business Manager**

James H. Steeg, business manager of the Dolphins, handles all financial operations. His responsibilities include payroll, team travel, purchasing and all accounting functions.

Steeg, 27, was raised in Fort Wayne, Ind. He received his B.A. in political science from Miami (Ohio) University in 1972 and his M.B.A. from Wake Forest in 1975. He joined the Dolphins in June 1975 as an accountant and was promoted to comptroller in 1976 and to business manager in January 1978.

He and his wife Sharon, an elementary school teacher, live in Miami Lakes.



**CHARLES CALLAHAN, Publicity Director**

Charlie Callahan, one of the best-known sports publicity men in the country, can chronicle the Dolphins' growth from a 1966 expansion club to a National Football League champion.

Callahan, 62, was the second man hired by Joseph Robbie in the formation of the franchise. A native of Lexington, Mass., he had spent 20 years (1946-65) as the Sports Information Director at Notre Dame University where he publicized five Heisman Trophy winners.

He handles daily Dolphin reports from training camp and arranges player interviews. He and his wife Betty, an elementary school teacher, live in Miami with their son Mike.



#### **BOB KEARNEY, Public Relations Director**

Bob Kearney, former sports writer for The Miami Herald, covered the Dolphins for the newspaper before joining the club as public relations director in 1976. In addition to writing all press releases, newsletters and Media Guide, Kearney supervises the game-day operation of the pressbox.

Kearney, 30, spent six years with The Herald (1970-76) after studying journalism at the University of Kansas. He was sports editor of a daily newspaper in his hometown Olathe, Kan., at 15.

He and his wife Pamala, a bank systems analyst, live in Miami with their daughter Heather, 2.



#### **TOM PIPPET, Marketing Director**

Tom Pippet, a graduate of the Sports Administration program of Ohio University, heads the Dolphins' sales staff for Pro Magazine as the marketing director. He assumed that post in May 1978 after 1½ years as sales and promotions director for the Fort Lauderdale Strikers.

Pippet, 26, also handles group sales, halftime arrangements and special events. His sports background includes promotional work for the Big Five basketball program in his native Philadelphia in 1975. He received his B.A. in marketing from St. Joseph's College in 1973. He and his wife Eileen, bank accounting assistant, live in Sunrise.



#### **RICK OLSON, Ticket Director**

Rick L. Olson, ticket director of the Dolphins, joined the club in 1977 after seven years' experience with the Minnesota Vikings. Olson, 26, is responsible for all ticket operations and game-day stadium control. In 1977 he handled the two largest single-game sales (after season tickets) since 1970 as the Dolphins sold 39,378 (Baltimore) and 31,905 (New England) over the counter.

The Minneapolis native majored in accounting at the University of Minnesota. He and his wife Sharon live in Miami Lakes.



## **TICKET INFORMATION**

One of the most attractive home schedules in the National Football League will bring five Super Bowl contenders to Miami in 1978.

The defending Super Bowl champion Dallas Cowboys and the previous year's champion Oakland Raiders will join AFC East powers Baltimore and New England and AFC Central contender Cincinnati in the 10-game slate at the Orange Bowl.

Some 35,000 of the 75,499 seats are available on a game-to-game basis. Sideline seats are \$10 except for 2,710 chair-back seats at \$12, and end-zone locations are \$8. The Dolphins also are offering discounts for single-game tickets to groups of 25 or more. In 10 different sections of the stadium (some 11,000 seats), groups can buy \$10 seats for \$8.

Telephone orders can be charged to Visa or Master Charge by calling 358-0920 in Dade County and 522-4271 in Broward County. Mail orders should be addressed to the Dolphin Ticket Office, 330 Biscayne Boulevard, Miami, Fla., 33132.

## **DOLPHIN HIGHLIGHT FILM**

"The Once and Future Champions," highlights of the 1977 Dolphins, is available for showing to groups throughout Florida.

The 25-minute film, sponsored by National Airlines, retells the exciting story of a surprising Miami team which far surpassed preseason predictions. The Dolphins built the foundation of a championship contender, and with a 10-4 record, narrowly missed qualifying for the playoffs.

As the narrator says, "They had come so far so fast, when nobody but themselves had thought it possible. They were a blend of something old, something new, and something wonderful."

To arrange for a showing of the film, call the Public Relations department at 379-1851 in Dade or 522-4271 in Broward.

(Continued from Page 4)

president of Catholic Charities. He has served on the Board of Governors of the Greater Miami Chamber of Commerce and on the Boards of Directors for Boystown, Crippled Children's Society and the Heart Association. Robbie also serves on the National Board of Directors of the American Health Foundation and of the U.S.O.

His managerial skills were recognized by his NFL colleagues as he has served on the six-member Executive Committee of the NFL Management Council and he was chairman of the AFL Player Relations Committee.

He was presented the prestigious Timmie Award from the Touchdown Club of Washington in 1974 for the "extraordinary achievement" by the Dolphins over a four-year period (54-11-1) through three Super Bowl appearances. He was named Pro Football Executive of the Year by the Long Island Athletic Club in 1972, and he was designated Football Man of the Year in 1971 by both the Football News and the Minutemen Club of the Twin Cities. Pop Warner Junior League Football named him Football Father of the Year in 1976 in recognition of his support of charities and educational institutions on a nationwide basis.

Robbie has been national fund-raising chairman for the Dakota Dome project, a \$7.2-million arena which had its groundbreaking at his alma mater of South Dakota in 1976. He also is engaged in a \$5-million fund-raising drive for Biscayne College.

He has exhibited leadership qualities as student body president of both colleges he attended — Northern State Teachers College in Aberdeen, S.D., and the University of South Dakota in Vermillion. He was a national debating champion in 1939 and earned his law degree from South Dakota in 1946. His education was interrupted by Navy duty during World War II, and he received the Bronze Star for his part in five South Pacific invasions.

He practiced law in Mitchell, S.D. (1946-51) when he served as Democratic State Chairman, state representative and 1950 gubernatorial candidate. He moved to Minneapolis in 1951 to become Regional Counsel for the Office of Price Stabilization, and later he served as director of a four-state area, supervising 500 employees. He was a charter member of the Twin Cities Metropolitan Planning Commission, and he drafted the law which created the Minnesota Municipal Commission for which he was chairman from 1959 to 1965.

In 1965, a client Robbie met on a Florida vacation was interested in an American Football League expansion franchise for Philadelphia. Robbie inquired of AFL Commissioner Joe Foss, a college classmate of Robbie's.

"He (Foss) told me the stadium was in litigation," Robbie recalls. "He said there would be a good chance of getting a team for Miami but not for Philadelphia.

"I told my client, and he wasn't interested in Miami. So I decided to apply for the franchise there. The rest is history."

Robbie contacted entertainer Danny Thomas, whom he had known since 1959 while serving on the Board of Directors of St. Jude's Hospital in Memphis. Robbie and Thomas filed a formal application and were awarded an AFL franchise for \$7.5 million.

Robbie was born July 7, 1916 in Sisseton, S.D. He married Elizabeth Ann Lyle at Beresford, S.D., December 28, 1942. They have had 11 children (nine are living, two are deceased). The Robbies live in Miami Shores with their three youngest sons Brian 18, Danny 17 and Kevin 15.



**'78 Prospects**

By BOB KEARNEY  
Public Relations Director

If the Miami Dolphins transmitted a mild shock to National Football League opponents in 1977, they may deliver a bigger jolt in 1978.

The offense has boosted its amperage with a breakaway running back. The defense has been rewired with energetic youth. And the dynamism of Don Shula will assure maximum output.

Even with a 10-4 record last season, the Dolphins were locked out of the playoffs while three teams with 9-5 records nevertheless qualified. Shula and proud veterans of Super Bowl championship teams are keenly motivated after three straight absences from the playoffs.

To get there, the Dolphins have added zip to a rushing attack which relied mostly on zap. Shula paid "a stiff price" to acquire Delvin Williams from the San Francisco 49ers, but the Dolphins now have a speedster who gained 1,203 and 931 yards the past two seasons.

Another year of maturity by the defense should strengthen the Dolphins' championship bid. Six starters have been culled from the last three college drafts, and the other five starters wear Super Bowl rings. That combination of spirit and savvy enabled the Dolphins to rank second in AFC scoring defense in 1977.

Miami still possesses the best over-all record (91-31-1) in the NFL in the 1970s — Shula's reign. The 48-year-old coach has won at least 10 games in 11 of this 15 pro seasons, and he has climbed to fourth place with 164 career victories.

Analyzing the Dolphins by position:

**QUARTERBACKS** — The consensus All-Pro quarterback, Bob Griese, will command a finely-tuned offense that could be as powerful as any in the NFL. Griese topped his Dolphin record with 22 touchdown passes in 1977, and the 40 touchdowns registered by the Miami offense were second only to Oakland with 41. Shula rated Griese "absolutely better than he ever was," and the Maxwell Club concurred by presenting the coveted Bert Bell Award to Griese as the Pro Player of the Year.

The bespectacled Griese, who has completed 59.8 per cent of more than 1,000 passes the past four seasons, displayed his deadly marksmanship on Thanksgiving Day at St. Louis. He fired six TD passes in a 55-14 rout, and he didn't play the fourth quarter.

Strong-armed Don Strock remains as Griese's quiet understudy with a notebook that started in 1973. Strock passed for four TDs in the 1977 preseason, and he has two victories over Buffalo (31-21 and 45-27) in starting assignments in 1975 and 1976.

By drafting consensus All-American Guy Benjamin of Stanford in the second round, the Dolphins acquired a talent they would have coveted by spending a first-round pick. Benjamin passed for 2,790 yards as a senior and 48 touchdowns in his career.

"I thought we were extremely fortunate getting through last season with two quarterbacks," Shula said, "and I never thought we'd get a quarterback of Benjamin's quality in the second round.

"Griese's coming off his best year, and hopefully he'll have less apprehension with the eye problems which plagued him before the 1977 season," the coach said. "In Strock we've got a



fine backup who's ready to step in and give us winning leadership."

**RUNNING BACKS** — While the Dolphins had touchdown gallops of 52, 60, 66 and 77 yards last season, a streaker like newcomer Delvin Williams will dramatize the offense's quick-strike capability in 1978. He was acquired April 17 from San Francisco in exchange for first-round and fifth-round draft picks along with wide receiver Freddie Solomon and safety Vern Roberson. (Drafting Benjamin, in effect, negated the loss of the first-round choice in the Williams deal).

Williams set a 49ers record of 1,203 yards in 248 carries and ranked third in the NFL in 1976 behind only Walter Payton and O.J. Simpson. He has scored 18 TDs in the past two seasons.

"Our backfield can be in the best shape in a long, long time," Shula said. "If Williams performs the way we think he can as a receiver coming out of the backfield, there won't be that much of a necessity to juggle Nat Moore, which will make him less susceptible to injury."

Four Dolphin runners gained more than 400 yards last season with sophomore Gary Davis (533 yards) and rookie fullback Leroy Harris (417 yards) in tandem the final five games.

The stable included Benny Malone, who had 533 of his 615 yards by midseason and then yielded to Davis.

Harris shared the fullback spot with skillful receiver Norm Bulaich and sturdy Don Nottingham. Bulaich rushed for 416 yards and caught 25 passes, and he has produced 1,872 yards (rushing and receiving) and 18 touchdowns in three Dolphin seasons.

Others competing in the backfield will be halfbacks Adolph Groves of Vanderbilt and Robert Turner of Oklahoma State and fullback Harry McCall, a 230-pounder from Chattanooga.

The Dolphins rushed for 2,366 yards in 1977 and ranked fifth in the NFL.

**RECEIVERS** — Shula has praised flanker Nat Moore as the "most versatile athlete" in the NFL, and there was convincing evidence in 1977 to support Shula's contention. Moore darted free for 12 touchdown catches (tops in the NFL) and also

scored on a flanker reverse — the 13 TDs broke the Dolphin record.

Moore, an All-Pro for the first time, snagged 52 passes for 765 yards and maintained a pace of 16.7 yards per catch in his four-year career.

And if tracking the elusive Moore wasn't exasperating enough for a defense, the look-alike on the other side, Duriel Harris, was creating havoc. Harris had a second-year haul of 34 passes for 601 yards and five TDs.

Third-round draftee Jimmy Cefalo of Penn State, who led the nation in punt returns with a 13.7-yard average excluding a 67-yard escape in the Fiesta Bowl, will provide depth.

Shula will explore the potential of Terry Anderson, a '77 rookie who will be given "a good shot to do the things Solomon had been doing for us as a receiver and kick returner."

Although the tight end in Miami's offense is less frequently a receiver, three-year regular Andre Tillman and Loaird McCreary are tempting 6-foot-5 targets. Tillman had a pair of TDs among his 17 catches, and his solid blocking was cited by Griese as a key to an improved offense.

"McCreary will get a lot of playing time in running situations with a double tight end," Shula said.

Seventh-round draftee Lloyd Henry of Northeast Missouri and free agents Mike Shumann of Florida State and Mike Green of Ohio University will add to the training camp competition at wide receiver, although Green will be bidding primarily for the punting job.

**OFFENSIVE LINE** — A combined 46 years of experience in the NFL trenches is represented by the Dolphins' five-man starting front, and it includes three All-Pros. That cohesiveness has enabled Miami to lead the NFL in rushing in the 1970s.

Jim Langer, the nonpareil center, and much-honored guards Larry Little and Bob Kuechenberg form the "strongest interior line in the league," Shula includes guard Ed Newman in that assessment (Newman has 16 starts in his five-year career as the "sixth man" in the line).

A critical move in solidifying the line was the 1977 acquisition of veteran tackle Mike Current from Tampa Bay, and left tackle Wayne Moore has strengthened his troublesome knee. Shula is hopeful that an intensive weight-training program for 6-foot-8 tackle Steve Young will enable the third-year man to battle for a starting position. In a valuable utility role, Wally Pesuit could fill at center, guard or tackle.

A pair of 265-pound tackles, Eric Laakso of Tulane and Karl Baldischwiler of Oklahoma, and center Mark Dennard of Texas A&M were acquired in the draft. Dennard topped the rookies with a 400-pound bench press.

**DEFENSIVE LINE** — With the outstanding 1977 rookies A.J. Duhe and Bob Baumhower along with third-round draftee Lyman Smith of Duke, Miami has assembled youth in the ongoing fortification of the defensive line.

"We look forward to Duhe and Baumhower being even better as they gain more experience especially in the pass rush," Shula said. Duhe led the Dolphins with seven quarterback sacks, and Baumhower set a Dolphin record for tackles by a lineman with 131 stops.

Baumhower will need most of July and August to recover from cartilage surgery performed on his right knee in June.

Defensive captain Vern Den Herder, the left end, suffered knee damage in the 11th game after starting 81 consecutive games (88 including playoffs). His recovery from surgery will give the Dolphins a rock of consistency. Veteran tackle Bob

Heinz proved a capable substitute for Den Herder while '77 rookie John Alexander saw some late-season action at end. Also rebounding from knee surgery is veteran tackle Carl Barisich, and six-year veteran Council Rudolph was acquired in a July 7 trade with Tampa Bay.

In addition to draftee Smith, the Dolphins tapped 6-foot-7 250-pound Doug Betters of Nevada-Reno in a search for a strong pass rusher.

**LINEBACKERS** — One of the strongest areas for the Dolphins, "a good blend of youth and experience," Shula says, is the linebacker corps.

The four-linebacker setup with 1976 first-round draftees Larry Gordon and Kim Bokamper on the outside and veterans Bob Matheson and Steve Towle on the inside was a solid unit last season. Rusty Chambers answered the call for 2½ games when Towle suffered a shoulder separation.

Towle led the club with 138 tackles (his record was 214 tackles in 1976). The improvement of Gordon and Bokamper was significant, and Matheson had a career-high 130 tackles. By blitzing linebackers, most often Bokamper, to complement the three-man front, the Dolphins created much more pressure on the passer than was indicated statistically by 20 quarterback sacks. Miami allowed only 10 touchdown passes in 1977.

When knee injuries claimed Earnest Rhone and Mike Kolen in the first half of the season, veterans like Larry Ball, Guy Roberts and Rick Dvorak were added for special teams. Rookie Bruce Herron appeared a good prospect until a training-camp knee injury forced him to wait another year.

The Dolphins may have found the "sleeper" in the draft by selecting Amherst's Sean Clancy, a quick hitter picked in the eighth round.

**DEFENSIVE BACKS** — When the Dolphins ranked 28th and last in the NFL in passing yardage allowed in 1976, Shula had to regroup the secondary. Cornerback Tim Foley was shifted to strong safety, veteran Curtis Johnson was reliable as ever on the right side and rookie Norris Thomas emerged as rousing hitter on the left side. "Thomas played as well as any cornerback in the league," Shula said, "and Foley really knit together the secondary."

Johnson had a team-leading four interceptions (19 in career), Thomas and Foley each had three steals and 11 passes defended. A shoulder separation and later a broken collarbone stopped hard-luck Charlie Babb at free safety, but veteran Rick Volk shored up the position.

Reserve cornerback Charles Cornelius, a '77 free agent, is ready to challenge along with '78 draftee Gerald Small, swiftest of the rookies with a 4.5-second effort in the 40. Safeties Ted Burgmeier of Notre Dame and Zac Henderson of Oklahoma will make it more competitive for spots on the roster.

**KICKERS** — Placekicker Garo Yepremian, all-time scoring leader of the Dolphins, ranks second in the NFL in the career field-goal accuracy with 65.2 per cent success (161 of 247). The left-footed, soccer-style kicker has an outstanding 82.2 per cent accuracy (106 of 129) on Dolphin attempts inside the 39-yard line.

Mike Michel underwent surgery on his right foot after his '77 rookie season, and he could improve on his 38.2-yard punting average if he can win the job from veteran Larry Seiple. Michel is capable as a combination kicker (he booted field goals of 43 and 45 yards in a preseason game), and Seiple's versatility as a tight end makes him valuable.

## MIAMI DOLPHINS NFL'S BEST RECORD SINCE '70 MERGER

Since the 1970 merger of the National and American Football Leagues, the Miami Dolphins have compiled the best over-all record (91-31-1) in the NFL. This includes an 8-3 mark in the playoffs. In seven of his eight seasons with the Dolphins, Coach Don Shula has won at least 10 games.

The Dolphins' winning percentage of .744 tops the records of Oakland (.738), Dallas (.729), Minnesota (.726) and Los Angeles (.683).

	Regular			Playoffs			Over-All		
	W	L	T	W	L	T	W	L	T
Miami	83	28	1	.745	8	3	91	31	1
Oakland	82	24	6	.759	8	6	90	30	6
Dallas	82	30	0	.732	12	5	94	35	0
Minnesota	84	27	1	.754	7	7	91	34	1
Los Angeles	77	31	4	.705	3	5	80	36	4

The Dolphins also swept three consecutive American Conference championships (1971-73), and no club in either conference has won three straight titles. Shula's team posted a perfect 17-0 record in 1972 on the way to back-to-back Super Bowl crowns (1972-73).

### PLAYOFFS OF THE 1970s (1970-77) (Times Qualified in Parentheses)

	Won	Lost	Pct.	Super Bowl	NFL Titles
Miami (5) .....	8	3	.727	3	2
Pittsburgh (6) .....	8	4	.667	2	2
Dallas (7) .....	12	5	.706	4	2
Oakland (7) .....	8	6	.571	1	1
Minnesota (7) .....	7	7	.500	3	0
Baltimore (5) .....	4	4	.500	1	1
Denver (1) .....	2	1	.667	1	0
Los Angeles (5) .....	3	5	.375	0	0
Washington (5) .....	2	5	.286	1	0
San Francisco (3) .....	2	3	.400	0	0
Cincinnati (3) .....	0	3	.000	0	0
Cleveland (2) .....	0	2	.000	0	0
St. Louis (2) .....	0	2	.000	0	0
Buffalo .....	0	1	.000	0	0
Chicago .....	0	1	.000	0	0
Detroit .....	0	1	.000	0	0
Green Bay .....	0	1	.000	0	0
Kansas City .....	0	1	.000	0	0
New England .....	0	1	.000	0	0

The Dolphins also possess the best interconference record in the NFL, winning 18 of 22 games with NFC opponents (Dallas also owns an 18-4 mark). Miami strung 11 consecutive victories against NFC foes from 1970 through 1973 in regular-season games.

Miami won 31 consecutive games at the Orange Bowl — an NFL home-field record — from Oct. 17, 1971 to Dec. 15, 1974 including four playoff games but excluding all preseason games. The Dolphins are 51-9 at home, 38-21-1 on the road and 2-1 on neutral sites (Super Bowls) during the 1970s. In regular-season games only, the Dolphins are 47-9 at home and 36-19-1 on the road in the 1970s.

### DOLPHINS IN THE 1970s

Year	W	L	T	Pct.	Pts.	Opp.	Playoffs
1970	10	4	0	.714	297	228	0 1
1971	10	3	1	.750	315	174	2 1
x-1972	14	0	0	1.000	385	171	3 0
x-1973	12	2	0	.857	343	150	3 0
1974	11	3	0	.786	327	216	0 1
1975	10	4	0	.714	357	222	0 0
1976	6	8	0	.429	263	264	0 0
1977	10	4	0	.714	313	197	0 0
TOTALS	83	28	1	.745	2600	1622	8 3

x-NFL champions

### INTERCONFERENCE RECORDS

	W	L	T	Pct.	1977
National East .....	58	50	2	.536	3-7
American West .....	47	45	4	.510	5-4
National Central .....	46	45	2	.505	4-6
American East .....	55	54	1	.505	7-3
American Central .....	45	44	1	.505	7-2
National West .....	39	52	2	.430	2-6

### INTERCONFERENCE VICTORIES

Year	AFC	NFC	Tie	Super Bowl
1970 .....	12	27	1	AFC
1971 .....	15	23	2	NFC
1972 .....	20	19	1	AFC
1973 .....	19	19	2	AFC
1974 .....	23	17	0	AFC
1975 .....	23	17	0	AFC
1976 .....	16	12	0	AFC
1977 .....	19	9	0	NFC
TOTALS .....	147	143	6	

### AMERICAN CONFERENCE (1970-77)

	Eastern Division				Interconference			
	W	L	T	Pct.	W	L	T	Pct.
Miami .....	83	28	1	.745	18	4	0	.818
Baltimore .....	63	48	1	.567	11	11	0	.500
New England .....	46	66	0	.411	12	10	0	.545
Buffalo .....	39	71	2	.357	8	13	1	.386
New York Jets .....	37	75	0	.330	6	16	0	.273

	Central Division				Interconference			
	W	L	T	Pct.	W	L	T	Pct.
Pittsburgh .....	73	38	1	.656	14	8	0	.636
Cincinnati .....	66	46	0	.589	15	8	0	.652
Cleveland .....	55	55	2	.500	9	14	0	.391
Houston .....	39	71	2	.357	7	14	1	.341

	Western Division				Interconference			
	W	L	T	Pct.	W	L	T	Pct.
Oakland .....	82	24	6	.759	17	5	1	.761
Denver .....	55	52	5	.513	11	15	1	.426
Kansas City .....	49	58	5	.460	10	10	2	.500
San Diego .....	37	70	5	.353	8	14	0	.364
x-Seattle .....	7	21	0	.250	1	0	0	1.000
Tampa Bay .....					0	1	0	.000

### NATIONAL CONFERENCE (1970-77)

	Eastern Division				Interconference			
	W	L	T	Pct.	W	L	T	Pct.
Dallas .....	82	30	0	.732	18	4	0	.818
Washington .....	73	38	1	.656	11	11	0	.500
St. Louis .....	58	50	4	.536	10	10	2	.500
N.Y. Giants .....	38	73	1	.344	9	13	0	.409
Philadelphia .....	36	72	4	.339	10	12	0	.454

	Central Division				Interconference			
	W	L	T	Pct.	W	L	T	Pct.
Minnesota .....	84	27	1	.754	16	7	0	.696
Detroit .....	57	52	3	.522	15	7	1	.674
Green Bay .....	44	64	4	.411	9	13	1	.413
Chicago .....	43	68	1	.388	6	17	0	.261
y-Tampa Bay .....	2	26	0	.071	0	1	0	.000

	Western Division				Interconference			
	W	L	T	Pct.	W	L	T	Pct.
Los Angeles .....	77	31	4	.705	16	7	0	.696
San Francisco .....	56	54	2	.509	11	12	0	.478
Atlanta .....	45	64	3	.415	9	14	0	.391
New Orleans .....	27	81	4	.259	2	19	2	.130
Seattle .....					1	0	0	1.000

x—Seattle 2-12 in NFC West in 1976

y—Tampa Bay 0-14 in AFC West in 1976



# 1977 NFL STANDINGS

## AMERICAN CONFERENCE

### Eastern Division

	W	L	T	Pct.	Pts.	Opp.
x-Baltimore	10	4	0	.714	295	221
Miami	10	4	0	.714	313	197
New England	9	5	0	.643	278	217
New York Jets	3	11	0	.214	191	300
Buffalo	3	11	0	.214	160	313

x — Colts 9-3 in AFC, Dolphins 8-4

### Central Division

	W	L	T	Pct.	Pts.	Opp.
Pittsburgh	9	5	0	.643	283	243
Cincinnati	8	6	0	.571	238	235
Houston	8	6	0	.571	299	230
Cleveland	6	8	0	.429	269	267

### Western Division

	W	L	T	Pct.	Pts.	Opp.
Denver	12	2	0	.857	274	148
y-Oakland	11	3	0	.786	351	230
San Diego	7	7	0	.500	222	205
Seattle	5	9	0	.357	282	373
Kansas City	2	12	0	.143	225	349

y — wild-card entry

## NATIONAL CONFERENCE

### Eastern Division

	W	L	T	Pct.	Pts.	Opp.
Dallas	12	2	0	.857	345	212
Washington	9	5	0	.643	196	189
St. Louis	7	7	0	.500	272	287
Philadelphia	5	9	0	.357	220	207
New York Giants	5	9	0	.357	181	265

### Central Division

	W	L	T	Pct.	Pts.	Opp.
x-Minnesota	9	5	0	.643	231	227
y-Chicago	9	5	0	.643	255	253
Detroit	6	8	0	.429	183	252
Green Bay	4	10	0	.286	134	219
Tampa Bay	2	12	0	.143	103	223

x — outscored Bears in split series, 29-26

y — wild-card entry, point differential (plus 48) in 12 NFC games over Washington (plus 4)

### Western Division

	W	L	T	Pct.	Pts.	Opp.
Los Angeles	10	4	0	.714	302	146
Atlanta	7	7	0	.500	179	129
San Francisco	5	9	0	.357	220	260
New Orleans	3	11	0	.214	232	336

## PLAYOFF RESULTS

AFC — Oakland 37, at Baltimore 31 (two overtimes)  
 at Denver 34, Pittsburgh 21  
 AFC Title — at Denver 20, Oakland 17  
 NFC — at Dallas 37, Chicago 7  
 Minnesota 14, at Los Angeles 7  
 NFC Title — at Dallas 23, Minnesota 6  
 Super Bowl XII — Dallas 27, Denver 10 at New Orleans



Player Profiles



## JOHN ALEXANDER

Defensive End

76

6-2½, 250

2nd Year

Born Nov. 12, 1955

Rutgers

(D11, 1977)

He played on special teams the last four games of 1977 after missing much of his rookie season with a broken bone in his left foot . . . he was classified "Physically Unable To Perform" until midseason . . . he was backup to A.J. Duhe at right end . . . 11th-round draftee, 291st player in 1977 . . . he was four-year letterman and started 36 straight games, and as senior, he helped Rutgers to unbeaten 11-0 season that included four shutouts . . . All-America honorable mention . . . good quickness as pass rusher . . . pro scouts thought he needed shoulder surgery and couldn't lift weights, but Rutgers Coach Frank Burns informed Dolphins it wasn't true . . . born John W. in Hattiesburg, Miss., and raised in Plainfield, N.J. . . B.A. in history.



## TERRY ANDERSON

Wide Receiver

85

5-9, 182

2nd Year

Born Jan. 10, 1955

Bethune-Cookman

(D12, 1977)

He will get an opportunity to return kicks and blend into the passing game in 1978 with the trade of wide receiver Freddie Solomon to San Francisco . . . Anderson displayed natural moves and exceptional quickness as Dolphins' fourth receiver as a rookie . . . he dashed 11 yards on a flanker reverse at St. Louis and 40 yards with a kickoff against San Diego . . . he returned 7 kickoffs for 167 yards, a 23.9-yard average, and he had three tackles and one assist in special teams' duty . . . he was passed through waivers last September on final cutdown date, then added to roster for opener . . . he was waived again Sept. 21 to make room for Bethune-Cookman teammate Charles Cornelius but recalled Oct. 4 when Dolphins released guard Melvin Mitchell . . . he wore No. 26 in rookie preseason . . . 12th-round draftee, 321st player in 1977 . . . he was recruited from Dorchester High in Boston as a quarterback, but he played several positions and caught winning touchdown pass in 1973 upset of Florida A&M . . . it was Bethune's first triumph over Rattlers since 1952 . . . born Terry C. in Eastover, S.C., and raised in Boston . . . B.S. in psychology.



## CHARLIE BABB

Strong Safety

49

6-0, 190

7th Year

Born Feb. 4, 1950

Memphis State

(D5, 1972)

He was blitzed by bad luck in 1977 and managed to play in six games, four of those as starting free safety . . . irony was that

hard-hitting Babb never missed a game in five seasons . . . he rehabilitated his left knee after two operations in December 1976 repaired three torn ligaments, but in '77 preseason opener, he separated right shoulder while returning interception at Tampa and was sidelined two months . . . sprained back delayed his return to lineup for another week . . . intercepted pass in 17-5 victory over New England but was kicked in knee and hospitalized for phlebitis, missing another game . . . finally he suffered broken collarbone at St. Louis on 22-yard fumble return . . . "How do you figure it?" Babb asks. "You run into 250-pound guys all your life and never really get hurt. Then you fall the wrong way and end up in a sling" . . . South Florida media voted him outstanding defensive back in 1976 when he participated in 109 tackles . . . earned game ball in 1976 after his interception led to only touchdown in 16-0 shutout of New York Jets . . . In 1975 replacing injured Dick Anderson, he intercepted three passes and had 10 tackles against Oakland in first starting assignment . . . has averaged 12.3 yards on 14 punt returns including 46-yarder at Baltimore in 1975 . . . best known for blocking punt by Cleveland's Don Cockroft and running 5 yards for first touchdown in 20-14 playoff victory in 1972 . . . fifth-round draftee, 129th player in 1972 . . . earned Tommy Fitzgerald Memorial Award as outstanding rookie in training camp . . . three-year regular at Memphis State with 229 tackles, nine interceptions for 216 yards, 5 fumble recoveries . . . born Charles David in Sikeston, Mo., son of deaf parents. "They learned to lip read so well that Dad can tell from the stands what a player says when he cusses an official," Babb says . . . raised on farm in Charleston, Mo., where he set records as quarterback and pole vaulter . . . five-handicap golfer, he was runnerup (1976-77-78) in the Brian Piccolo Cancer Research Fund golf tourney . . . he and wife Leslie (married 6-19-71) live in Plantation, Fla., with three children David (7-16-73), Mary (5-5-75) and Jeanette (12-14-77)

### BABB'S STATISTICS

	G	Tack	Asst.	Total	Opp. Fum.	Int.	Yds.
1972	14	14	8	22	—	1	24
1973	14	19	17	36	1	—	—
1974	14	22	7	29	1	—	—
1975	14	55	33	88	1	4	18
1976	14	58	51	109	2	2	20
1977	6	18	6	24	1	1	15
<b>TOTALS</b>	<b>76</b>	<b>186</b>	<b>122</b>	<b>308</b>	<b>6</b>	<b>8</b>	<b>77</b>

**Playoffs** — Returned Blocked Punt 5 yards for TD 12-24-72 vs. Cleveland.  
**Additional** — Punt Returns 2-29, long 20, in 1974; 7-95, long 46, 4 fair catches in 1975; 3-38, long 25, one fair catch in 1976; 2-10, long 7, one fair catch in 1977.  
**Totals:** 14-172, average 12.3, 6 fair catches, long 46. Kickoff Return: 1-0 in 1974. QB Sacks: ½ in 1976, one in 1977.



## LARRY BALL

Linebacker

52

6-6, 235

7th Year

Born Sept. 27, 1949

Louisville

(FA, 1977)

Rangy linebacker began a second tour with the Dolphins in 1977 as a free agent Oct. 25 after knee injury to Mike Kolen . . . he collected 10 tackles in special teams' duty for eight

games . . . he has NFL distinction of being only man to have played for unbeaten as well as winless teams — Miami in 1972 and Tampa Bay in 1976, respectively . . . fourth-round draftee of Dolphins, 91st player in 1972 . . . he played on both Super Bowl championship teams and sacked New York Jets quarterback Joe Namath twice in victory Nov. 4, 1973 . . . Ball fit into "53 Defense" as end-linebacker with pass rushing ability and had 5 sacks combined in 1973 and 1974 . . . he has appeared in 46 games (53 including playoffs) with Dolphins and 80 games in six-year career . . . he had totals of 11, 36 and 52 tackles in first three seasons with Miami . . . only interception came Dec. 15, 1973 against Detroit . . . Dolphins traded him Sept. 7, 1975 to Detroit when three rookie linebackers made Miami squad . . . in first game with Lions, he scooped up blocked punt and dashed 34 yards for touchdown against Green Bay Sept. 21 . . . Tampa Bay selected him in 1976 expansion draft and he performed on special teams, intercepted one pass . . . Buccaneers released him in late August and Dolphins signed him two months later . . . he wore No. 51 originally with Dolphins, No. 53 with Bucs . . . he was basketball recruit at Louisville but switched to football as sophomore and played cornerback, tackle and defensive end . . . he had 95-yard interception touchdown against Marshall as sophomore . . . born Larry Lavern in Iowa City, raised in Rushville, Ill. . . he and wife Brucie (married 6-19-76) live in Tampa.



## CARL BARISICH

Defensive Tackle

78

6-4, 255

6th Year

Born July 12, 1951

Princeton  
(Trade, 1977)

A strong and intelligent veteran acquired in a trade with Seattle, he was felled by torn ligaments in right knee against former teammates in sixth game . . . Dolphins traded 11th-round draft pick to Seahawks July 20 . . . he and linebacker Mike Kolen suffered knee injuries on same first-quarter play . . . Barisich was subbing for rookie Bob Baumhower, who had muscle spasms in calf . . . he started six games with Seattle in its inaugural season of 1976, and he had 5½ quarterback sacks . . . Seahawks picked him in expansion draft after three-year stint with Cleveland Browns where he was swing tackle behind Jerry Sherk and Walter Johnson . . . he started three games at left end for Browns in 1975 . . . he wore No. 74 with Browns and Seahawks . . . he has played in 58 NFL games including three with Dolphins . . . he was hospitalized with phlebitis last September after becoming ill on trip to San Francisco . . . 11th-round draftee, 281st player in 1973 . . . he earned All-East honors at Princeton and played in final North-South Shrine game in Miami . . . born Carl John in Jersey City, N.J., and starred at Bergen Catholic in Oradell, N.J. . . . he and wife Donna (married 6-15-73) live in Medina, Ohio . . . B.S. in civil engineering . . . also All-Ivy League in track with school records of 56-1 in shot put and 168-4 in discus.



## BOB BAUMHOWER

Defensive Tackle

73

6-5, 258

2nd Year

Born Aug. 4, 1955

Alabama  
(D2, 1977)

He conquered the demanding task of nose tackle in the Dolphins' three-man line by erasing the team record for tackles by a lineman . . . as a rookie, Baumhower had 131 stops including 75 initial hits and broke the mark of 113 held by Manny Fernandez . . . also had four quarterback sacks . . . NFL All-Rookie honors from Pro Football Writers and UPI, and he shared Football Digest's Defensive Rookie of Year award with teammate A.J. Duhe . . . he underwent surgery June 8 for damaged cartilage in left knee but no leg cast was required and recovery was expected by late August . . . he injured knee during May 20 minicamp drills . . . "great leg strength unusual for most rangy players," Shula cites for Baumhower's ability to control offensive centers until play develops . . . nicknamed Bama by teammates, he learns daily from the best, All-Pros Kuechenberg, Langer and Little . . . "I was more nervous before that first practice against them than ever in a college game," he said . . . finest game as rookie saw him collect 19 tackles, two sacks and a fumble recovery at Cincinnati . . . also had 17 tackles and recovered two fumbles at New England . . . his submarine fourth-down tackle was critical in 14-10 victory over New York Jets and his former Alabama teammate Richard Todd . . . he wears largest shoe of any Dolphin, size 15 . . . second-round draftee, 40th player in 1977 . . . he was All-Southeastern Conference lineman twice and he participated in 246 tackles as a three-year regular . . . that included 28 tackles for 135 yards in losses . . . he and Todd were on '75 Alabama team which ended school's string of defeats in bowl games by topping Penn State, 13-6, in Sugar Bowl . . . Dolphin coaches were impressed by his performance in Senior Bowl . . . born Robert Glenn in Portsmouth, Va., he played at Palm Beach Gardens High in Florida before transferring to Tuscaloosa as a senior . . . bachelor lives in Fort Lauderdale.



## KIM BOKAMPER

Linebacker

58

6-6, 245

2nd Year

Born Sept. 25, 1954

San Jose State  
(D1b, 1976)

With the size of a lineman and the mobility of a linebacker, he brought flexibility to the Dolphins' defense and NFL All-Rookie honors to himself in 1977 . . . Dolphins can show three-man line with four linebackers including Bokamper, or he can shift to an end position to create a four-man line and confuse opposing blockers . . . "He gives our defense versatility," Shula says . . . Bokamper covers 40 yards in 4.7 seconds, even at 245 pounds . . . in his first start, he was one of four rookies in defensive lineup for 13-0 shutout at Buffalo . . . he finished with 92 tackles, also recovered two fumbles, broke up eight passes, and had 2½ quarterback sacks . . . also blocked a

field goal . . . first-round draftee, he was the 19th player and the second linebacker in 1976 behind teammate Larry Gordon . . . his rookie year was postponed by knee surgery when he suffered torn ligament and cartilage in left knee while covering kickoff of third preseason game . . . he was voted outstanding defensive player in East-West Shrine Game and showed remarkable improvement as San Jose State senior with 72 tackles (49 unassisted) including 11 for losses . . . wore No. 88 for Spartans, who ranked sixth in rushing defense and won Pacific Coast Athletic Association title . . . 9-2 record was school's best since 1946 . . . he also played in Blue-Gray and Senior Bowl . . . born Kim E. in San Diego and raised in Milpitas, Ca., where he played tight end in high school . . . attended Concordia College in Moorhead, Minn., as freshman, then transferred to San Jose City College and finally San Jose State . . . bachelor owns a home in Pembroke Lakes.



## NORM BULAICH

Fullback

31

6-1, 212

9th Year

Born Dec. 25, 1946

Texas Christian

(Trade, 1975)

A reliable runner and receiver for three seasons with the Dolphins, he is approaching the 5,000-yard mark for career rushing and receiving . . . he has 3,129 yards rushing and 1,621 yards receiving for 4,750 total yards . . . "He brings expertise to the fullback position," says Shula, who acquired Bulaich from Philadelphia July 9, 1975 for a fourth-round draft choice . . . he started seven games in '77 and averaged 4.6 yards per carry while gaining 416 yards . . . in three Miami seasons, he has scored 18 touchdowns and gained 1,872 combined yards . . . he burst 20 yards for clinching TD in '77 opener at Buffalo and broke a 29-yard run against San Diego . . . suffered a cracked rib against Houston and was slowed by a pulled groin muscle at midseason . . . he had surgery on right shoulder in January 1978 . . . typical of his versatility was game against New York Jets when he ran (13-63) and caught (3-34) for 97 yards and seven first downs . . . he has averaged 31 pass receptions over last five years . . . first-round draftee by Shula at Baltimore in 1970, 18th player selected, a few weeks before Shula came to Miami . . . as rookie for Super Bowl V champion Colts, he gained 116 yards on 25 carries against Cincinnati and scored two TDs against Oakland in playoff games . . . he still holds Colts' rushing record of 198 yards on 22 carries Sept. 19, 1971 against Jets . . . averaged 4.9 yards per carry in 1971 with 741 yards rushing, his career high . . . he suffered severe hamstring pull in 13th game of 1971 when tackled in split position by Dolphin linebacker Doug Swift, and subsequent muscle pulls limited his play in 1972 . . . traded to Philadelphia Jan. 29, 1973 for a fourth-round pick in '73 and second-round pick in '74 . . . he responded by rushing for 436 yards and catching 42 passes for 403 yards including an 80-yard TD . . . he received concussion in '74 opener and kept having blackouts when taking a shot in helmet . . . he scored 10 TDs in first season with Miami including 59-yard pass reception against Jets . . . his only 100-yard game with Dolphins was '76 opener at Buffalo when he came off bench and powered 107 yards on 19 carries . . . he started seven games in '76 by missed two games with

separated left shoulder and another game with sore ankles . . . born Norman Batton in Galveston, Tex., on same Christmas Day as former Dolphin fullback Larry Csonka . . . raised in LaMarque, Tex., and led team to 27-3 record for three seasons . . . track star (9.6 seconds for 100-yard dash) and football captain at Texas Christian . . . he and wife Susie (married 1-23-71) postponed wedding three days because of Super Bowl V . . . the live in Bedford, Tex., with daughter Kimberly (8-17-72).

### BULAICH'S STATISTICS

		RUSHING						RECEIVING		
		G	Att.	Yds.	Avg.	TD	LG	No.	Yds.	TD
1970	Balt	12	139	426	3.1	3	15	11	123	0
1971	Balt	14	152	741	4.9	8	67t	25	229	2
1972	Balt	6	27	109	4.0	1	18	9	55	0
1973	Phila	14	106	436	4.1	1	20	42	403	3
1974	Phila	11	50	152	3.0	0	13	28	204	0
1975	Miami	14	78	309	4.0	5	30	32	276	5
1976	Miami	11	122	540	4.4	4	35	28	151	0
1977	Miami	14	91	416	4.6	4	21	25	180	0
Miami Total		39	291	1265	4.3	13	35	85	607	5
CAREER		96	765	3129	4.1	26	67t	200	1621	15
Playoffs		3	65	215	3.3	2	13	1	5	0

Additional — Kickoff Returns: 1-62, no TD in 1972. Fumbles/Lost: 2-1 in 1975, 1-1 in 1976, 3-1 in 1977 for totals 6-3.



## RUSTY CHAMBERS

Linebacker

51

6-1, 220

4th Year

Born Nov. 10, 1953

Tulane

(FA, 1976)

He was pressed into starting lineup during heat of AFC East race in 1977 when inside linebacker Steve Towle suffered shoulder separation, and in three games, Chambers collected 37 tackles including 31 initial hits . . . his No. 51 jersey has been worn by more different players (seven) than any other Dolphin number . . . crackling hitter was recognized by teammates who awarded him game ball after 14 initial hits against Buffalo . . . he excelled on special teams and recovered fumbled punt to set up touchdown at Cincinnati . . . he finished with 66 tackles . . . Dolphins acquired him Oct. 7, 1976 on waivers from New Orleans when Saints had seven linebackers and needed an offensive lineman . . . originally signed as free agent by New Orleans in '75, then waived Sept. 9 and signed again Sept. 30 to play in 12 games . . . he returned fumble 38 yards for touchdown Oct. 19, 1975 at San Francisco . . . he started '76 opener for Saints . . . voted Most Valuable Player at Tulane in 1974 . . . wears glasses off the field . . . former blacksmith, he enjoys horseback riding . . . born Russell Francis in Amite, La., and raised in Loranger, La. . . single.

### CHAMBERS' STATISTICS

		G	Tack.	Asst.	Total	Opp.	
						Fum.	Sack
1975	New Orleans	12	7	8	15	1	—
1976	New Orleans	4	10	2	12	—	—
1976	Miami	10	8	5	13	—	—
1977	Miami	14	47	19	66	1	—
TOTALS		40	72	34	106	2	0

Touchdown — Returned Fumble 38 yards 10-19-75 at San Francisco.

Additional — Kickoff Return 1-15 in 1975.



## CHARLES CORNELIUS

Cornerback

44

5-9, 178

Bethune-Cookman

2nd Year

(FA, 1977)

Born July 27, 1952

Smallest but strongest Dolphin defensive back, he could challenge for starting job in only second season . . . he was tough hitter on special teams in 1977 and participated in 22 tackles, also forced a fumble . . . free agent from Bethune-Cookman drew inspiration from All-Pro guard Larry Little of same school . . . "He built the motivation level for other players," Cornelius says. "The fact he was a free agent motivated us even more" . . . he covers 40-yard dash in 4.6 seconds and he led offseason camp with 53 dips and 24 chin-ups during strength tests, also 240-pound bench press . . . he wears same No. 44 jersey as Delray Beach friend Barry Hill, who started six games at free safety for 1975 Dolphins . . . Cornelius was waived July 31 and recalled Sept. 21 to play in 13 games . . . he had 10 career interceptions at Bethune-Cookman . . . three-year starter at cornerback after starting 5 games at safety as freshman . . . born Charles Edward in Boynton Beach, Fla., and played at Delray Beach Atlantic High . . . B.S. in psychology and working on master's degree



## MIKE CURRENT

Offensive Tackle

71

6-4, 270

Ohio State

12th Year

(Trade, 1977)

Born Sept. 17, 1945

He brought a rich lode of pro experience to the Dolphins' offensive line at right tackle in 1977, restoring the cohesiveness that was missing in previous season . . . fortuitous trade for Dolphins dealt tackle Darryl Carlton to Tampa Bay Aug. 8 for Current and a fifth-round draft choice . . . he responded to new environment with same enthusiasm of rookies, even spiking football in end zone after Leroy Harris' record 77-yard touchdown jaunt . . . massive 270-pound Ohioan was 14-game starter for eighth time in 11-year career which included 105 consecutive starts (1968-75) for Denver Broncos . . . "I've followed this (Miami) line for years, and I've dreamed of playing for this team," he said . . . he has played in 137 NFL games but never on a winning club until 1977 Dolphins . . . he led Dolphins in torn jerseys with six, according to equipment manager Dan Dowe . . . he was waived twice by Dolphins in October of his 1967 rookie year and returned to Broncos, who had sold him to Dolphins in first place . . . in first 1967 preseason game for Broncos at North Platte, Neb., he lined up in Oakland Raiders' huddle after being knocked dizzy . . . that bizarre season saw him get cut four times, an NFL record, but he persevered and eventually made AFL West All-Star squad in 1969 . . . third-round draftee, 58th player in 1967 . . . his string of consecutive starts ended after seven games in 1975 with cartilage repair on right knee . . . he played for Lou Saban (1967-71) and John Ralston (1972-75) at Denver while blocking for Floyd Little, the No. 8 all-time rusher in NFL . . .

he criticized Ralston on Current's radio show in Denver, then he was dispatched to Tampa Bay in 1976 expansion draft and played for 0-14 Buccaneers . . . he was two-year starter and captain at Ohio State, also punted for Buckeyes, and he was one of four current Dolphins (Bob Griese, Bob Matheson, Rick Volk) on College All-Star team in 1967 . . . B.A. in business administration . . . he and his wife Vicki (married 8-31-75) live in Tampa with daughter Kellie, 11, and son Anthony, 2 . . . he has two sons, Jason, 7, and Justin, 6, by previous marriage.



## GARY DAVIS

Running Back

27

5-10, 202

Cal Poly (SLO)

3rd Year

(D6, 1976)

Born Sept. 7, 1954

A durable, slashing runner, he seized a starting job at mid-season 1977 and finished with a 172-yard rushing performance against Buffalo . . . that was second-highest rushing total in Dolphin history . . . he carried 26 times against Bills and broke a 60-yard touchdown . . . also displayed breakaway speed with kickoff returns of 63 yards against Seattle and 73 yards against New England, earning game ball for effort against Patriots which included a 20-yard run on TD drive and one-yard scoring plunge . . . "I don't know how I'd describe my running style — but I like to know where I'm going and have someone going with me," Davis says . . . his 533 yards rushing ranked second to Benny Malone, whom he replaced in lineup . . . carried 20 times for 104 yards at St. Louis and also caught three passes for 62 yards and a TD . . . his tireless efforts on special teams prepared him for backfield opportunity . . . he averaged 29.6 yards on 14 kickoff returns, 2nd in NFL . . . as rookie, he was demon tackler with 24 stops (15 initial hits) . . . he bounced off pack of tacklers on 57-yard sprint against Buffalo in '76 and also escaped 28 yards for TD against New York Jets . . . averaged 23.7 yards with 26 kickoff returns for 617 yards . . . started final game of '76 season and had six starts in '77 . . . sixth-round draftee, 174th player in 1976 . . . Small College All-America at Cal Poly-San Luis Obispo, he ranked fourth among Division II rushers with 1,244 yards on 264 carries and 16 TDs in 1975 . . . when drafted by Dolphins, Director of Player Personnel Bobby Beathard said, "We had him rated with Archie Griffin, honest" . . . he had seven 100-yard games and four times scored three TDs in a game . . . career total of 2,368 yards on 500 carries broke school record of Alex Bravo (1951-53) . . . born Gary C. in Los Angeles and raised in Pomona, Ca. . . studying for master's in social science with goal of doing youth counseling . . . single.

### DAVIS' STATISTICS

	RUSHING						RECEIVING			
	G	Att.	Yds.	Avg.	TD	LG	No.	Yds.	TD	LG
1976	14	31	160	5.2	1	57	2	8	0	6
1977	14	126	533	4.2	2	60t	14	151	1	32
TOTALS	28	157	693	4.4	3	60t	16	159	1	32

Additional — Kickoff Returns: 26-617, avg. 23.7, long 47 in 1976; 14-414, avg. 29.6, long 73 and 63 in 1977 for totals 40-1031, avg. 25.7, long 73. Fumbles/Lost: 1-0 in 1976, 1-1 in 1977. Recovered Dolphin Fumble: one in 1977. Recovered Opponent Fumble: one in 1976. Punt Returns: 1-11 in 1977 with 3 fair catches.



## VERN DEN HERDER

Defensive End

83

6-6, 252

8th Year

Born Nov. 28, 1948

Central Iowa


(D9, 1971)

His defensive leadership was never so valuable as in 1977 when left end Den Herder was joined in three-man line by rookies A.J. Duhe and Bob Baumhower . . . applied steady pressure on quarterbacks although he has only 4½ sacks in past two seasons — a freak statistic in view of his 38 sacks in four previous years . . . torn ligaments in right knee, suffered at St. Louis in 11th game, sidelined Dolphin defensive captain after 81 consecutive starts (88 including playoffs) and 105 consecutive games . . . he had career-high 105 tackles and blocked two field goals in 1976 and was voted outstanding defensive lineman for third straight year . . . "He probably plays the run as well as any end," line coach Mike Scarry says . . . his 46½ quarterback sacks (including playoffs) rank second to 74 sacks by Bill Stanfill on all-time Dolphin list . . . All-AFC by Associated Press in 1972 after collecting 10½ sacks in unbeaten season, and he earned All-Pro honor on New York Post team in 1975 when he had 11 sacks . . . had 24-yard interception return at New England in 1972 (last time a Dolphin lineman intercepted a pass) . . . ninth-round draftee, 230th player in 1971 . . . he wore No. 86 as rookie . . . NAIA All-American honors at Central Iowa indicated pro football potential for Flying Dutchman, but with B.A. in chemistry, he enrolled for fall 1971 in veterinary medicine at Iowa State before reporting to Dolphins . . . born Vern Wayne in Lemars, Iowa, and raised in Sioux Center where his high school didn't have football program until Vern was sophomore . . . he earned all-state honors in basketball, also set all scoring and rebounding records at Central Iowa . . . he and wife Diane (married 6-12-71) live in Miramar, Fla., with adopted son Matthew (9-6-75) and daughter Carissa (2-14-77) . . .

### DEN HERDER'S STATISTICS

	G	Tack	Asst.	Total	Fum.	Sack
1971	14	13	3	16	—	1
1972	14	60	31	91	1	10½
1973	14	61	40	101	1	10
1974	14	50	33	83	2	7
1975	14	58	38	96	2	11
1976	14	65	40	105	2	3
1977	11	35	21	56	—	1½
<b>TOTALS</b>	<b>95</b>	<b>342</b>	<b>206</b>	<b>548</b>	<b>8</b>	<b>44</b>

Additional — Interception Return 24 yards 12-3-72 at New England. Blocked FGs (4): one in 1974, one in 1975, 2 in 1976. Playoffs — 2½ QB Sacks.



## A.J. DUHE

Defensive End

77

6-4, 247

2nd Year

Born Nov. 27, 1955

Louisiana State

(D1, 1977)

His unbridled enthusiasm and equally abundant talent helped him gain NFL Defensive Rookie of the Year honors from Associated Press . . . he and Dallas running back Tony Dor-

sett swept all rookie awards with Duhe winning AFC recognition by Sporting News and Pro Football Hall of Fame . . . his quick charge and intelligent play filled the void at right end for retired All-Pro Bill Stanfill . . . New England tackle Leon Gray remarked after Duhe sacked QB Steve Grogan twice, "He just kept coming and coming" . . . team-leading seven sacks among his 83 tackles, also two fumble recoveries . . . unlimited potential as he sharpens pass-rushing techniques . . . "Rookie of the Year is super, but it still doesn't take the bad taste out of your mouth about not making the playoffs," he said . . . he sacked New York Jets QB Richard Todd three times for 20 yards in losses and received game ball in 14-10 triumph . . . biggest play was blocking punt by New England's Mike Patrick, leading to clinching TD in 17-5 victory . . . first-round draftee, 13th player in 1977 and seventh defensive lineman . . . after 18-day contract holdout, he reported to training camp July 29 and declared, "I'm ready to bust my tail" . . . his zeal impressed Dolphin coaches who worked Senior Bowl, and Duhe was outstanding defender for South . . . he was 21 for most of his rookie season . . . In Dolphin rookie camp, he covered almost seven laps in Shula's 12-minute run, which was best distance ever for a lineman . . . four-year starter at Louisiana State, he averaged 72 tackles per season and collected 27 tackles for 133 yards in losses . . . as LSU freshman, he helped Tigers limit Heisman Trophy winner John Cappelletti to 50 yards but lost to Penn State, 16-9, in 1974 Orange Bowl Classic . . . he missed five games in '75 with sprained ankle . . . he earned LSU scholarship by blocking three punts in East-West Louisiana All-Star game in 1973 . . . a Ragin' Cajun to LSU followers . . . born Adam Joseph Jr. in New Orleans and raised in Reserve, La. . . completed his B.A. in general studies during '78 offseason . . . single.



## RICK DVORAK

Linebacker

60

6-4, 245

4th Year

Born April 21, 1952

Wichita State

(FA, 1977)

He will bid for linebacking job with the size and quickness to be an effective pass rusher . . . Dolphins signed him as free agent Nov. 30 and placed him on active roster for three games, but he played only in season finale on special teams . . . he wore No. 75 but will change to No. 60 as linebacker . . . third-round draftee of New York Giants under Bill Arnsparger, 55th player in 1974 . . . he played 41 games in three seasons with Giants but was released in 1977 training camp . . . he had three quarterback sacks and a fumble recovery as rookie when he alternated between end and tackle . . . he set single-game record of 27 tackles at Wichita State . . . B.A. in accounting . . . born Richard Joseph in Spearville, Kan., and cousin of Steve Crosby, Dolphins' assistant director of player personnel . . . he and wife Kimberly (married 1-4-75) live on a farm near Spearville.



## TIM FOLEY

### Strong Safety

25

6-0, 194  
8th Year  
Born Jan. 22, 1948

Purdue  
(D3, 1970)

With the shift from left cornerback to strong safety in 1977, Foley combined his intelligence and eagerness for contact into one of his finest seasons . . . he earned second-team All-AFC honors from United Press International after a career-high 85 tackles and three interceptions . . . "He has really knit it together," Shula described Foley's impact on defensive backfield . . . emergence of rookie Norris Thomas precipitated move during fourth game . . . Foley broke up 11 passes, and Dolphins allowed only 10 touchdown passes compared to 20 in previous season . . . "You're able to use your experience more at strong safety," Foley says. "You're able to move around and disguise coverages a lot more . . . you're really more involved in the game, which makes it more fun for me" . . . he missed 12 games in 1976 when he suffered torn ligament in right knee at New England . . . he was changing direction when knee buckled . . . 14 career interceptions . . . he has unique place in NFL records by scoring two touchdowns with recovery of blocked punts Nov. 11, 1973 against Baltimore . . . Foley and Bob Matheson blocked punts by David Lee, and Foley ran 8 and 5 yards for scores . . . he missed Super Bowl VII with separated left shoulder, was idled three games in 1973 with shoulder injury . . . broken thumb in 1975 kept him out of starting lineup last five games . . . third-round draftee, 55th player in 1970 . . . All-America at Purdue in 1969 with five interceptions . . . as sophomore he twice intercepted Terry Hanratty in big upset of Notre Dame . . . Academic All-America with B.A. in industrial economics . . . born Thomas David in Evanston, Ill., and raised in Wilmette, Ill., and quarterback at Loyola Academy . . . Fellowship of Christian Athletes named him Pro Athlete of Year in May 1978 . . . "I am thankful for the platform that being a professional football player has given me to influence young people," he says . . . singer, composer and guitarist, he does concerts with teammate Mike Michel and vocalist Laura Taylor . . . vice-president of Miami-based Racquetball International Corp. which has opened facilities at Sabal Chase and Coral Gables called Sportrooms . . . he and teammate Wayne Moore organized day camp at Boystown in 1978 . . . he has done weekly Dolphin reports for WPLG-TV past two seasons . . . he and wife Connie (married 1-23-71) live in Miami Lakes with daughter Katie (5-16-74) and Thomas Jr. (7-9-78).

#### FOLEY'S STATISTICS

	G	Tack.	Asst.	Total	Opp. Fum.	Int.	Yds.
1970	14	12	2	14	—	—	—
1971	14	36	22	58	—	4	14
1972	14	38	24	62	—	3	25
1973	11	27	11	38	—	2	22
1974	13	43	11	54	2	2	-2
1975	14	29	17	46	1	—	—
1976	2	2	2	4	—	—	—
1977	14	42	43	85	1	3	17
TOTALS	96	229	132	361	4	14	76

Touchdowns — Returned Blocked Punts 8 yds and 5 yds 11-11-73 vs. Baltimore.  
Additional — Blocked Punt 1973, 1974, 1977. Kickoff Return: 1-0 in 1970. Scored safety on blocked punt 10-20-74 vs. Kansas City.



## LARRY GORDON

### Linebacker

50

6-4, 230  
3rd Year  
Born July 8, 1953

Arizona State  
(D1a, 1976)

He earned straight A's in his sophomore season, adding awareness to his remarkable agility and aggressiveness . . . Gordon's calm demeanor contrasts his vicious tackling . . . his 106 tackles (58 initial hits) was fourth-highest total on defense . . . he has played almost every down in 28 Dolphin starts . . . "A great physical talent and one of the players we're building our future around," Shula says . . . Gordon was awarded game ball in 31-13 victory over Seattle after sacking quarterback twice and returning an interception 27 yards . . . he made long strides as pass rusher, blitzing from weakside position, and quickness enables him to trap runners in backfield . . . "The more people push you, the better you get. The more you push yourself, the better you get," he says . . . All-Pro prospect among New-Names . . . he was first Dolphin rookie since 1970 entrusted with 14-game starting assignment in 1976, and he collected 118 tackles including 83 initial hits . . . he lost 20 pounds with stomach virus during 1977 training camp . . . first linebacker (17th player) selected in 1976 draft after Arizona State star received All-America honor on Time Magazine squad picked by pro scouts . . . won Tommy Fitzgerald Memorial Award as outstanding rookie in training camp . . . voted outstanding defensive player in 1975 Fiesta Bowl when unbeaten, second-ranked Sun Devils upset Nebraska, 17-14, and he had interception . . . had 121 and 132 tackles in final two seasons for Coach Frank Kush . . . played in East-West Shrine and Senior Bowl and last College All-Star game . . . born Larry W. in Monroe, La., and raised on farm in Oakgrove, La., and moved to Phoenix Union High as sophomore . . . older brother Ira was guard with San Diego Chargers (1970-75) . . . youngest of eight children . . . single.

#### GORDON'S STATISTICS

	G	Tack.	Asst.	Total	Opp. Fum.	QB Sack	Int.	Yds.
1976	14	83	35	118	1	½	—	—
1977	14	58	48	106	2	2	1	27
TOTALS	28	141	83	224	3	2½	1	27



## BOB GRIESE

### Quarterback

12

6-1, 190  
12th Year  
Born Feb. 3, 1945

Purdue  
(D1, 1967)

A tactical genius with clockwork accuracy as a passer, he reaped All-Pro honors in 1977 as the NFL's highest-rated quarterback . . . bespectacled Griese winged 22 touchdown passes, most in the NFL, and formed an awesome scoring

mechanism with Nat Moore . . . their 12 TDs topped the Greene-Warfield combination of 11 TDs in 1971 and 1973 . . . his Thanksgiving Day turkey shoot of six touchdown passes in 55-14 rout at St. Louis was only one TD short of an NFL record, and he didn't play fourth quarter . . . he passed 20,000 career yards with his 2,252-yard output in 1977, reaching 20,351 yards, and the next names on the all-time list are Earl Morrall (20,809) and Sammy Baugh (21,886) . . . he received Maxwell Club's coveted Bert Bell Award as NFL Player of Year and was named AFC Offensive Player of year by the 101 Club in Kansas City . . . all of that was incidental to his goal of making the Dolphins a championship contender . . . "I don't measure successful seasons by individual performances, only by what the team has done," Griese said after 10 victories weren't enough for a playoff berth . . . a pair of his eyeglasses will precede him to Hall of Fame as he was first quarterback to lead defenses with them . . . actually he was legally blind (20-200 vision) in right eye when he directed two Super Bowl victories . . . he tried using contact lenses in '77 offseason after experiencing double vision in 1976 . . . weaker eye with amblyopia was getting stronger but wasn't coordinating with left eye, so he required the prisms in eyeglasses . . . "I'm not finished fighting the problem, and I'm not giving up on my eyes" . . . he removed glasses only once in 1977 for a few plays against Seattle during a downpour, and he completed both passes he attempted . . . team cardiologist Dr. Edward St. Mary has sideline task of cleaning Griese's glasses . . . he began playing in specs in fourth period of Sept. 3 preseason game against New Orleans, although he kicked two extra points while wearing them Aug. 20 at Dallas . . . "People have sent me all kinds of things — my locker looks like a drugstore," he said regarding anti-fog substances . . . he has completed 20.8 per cent of more than 1,000 passes in the past four seasons . . . "Griese's accomplishments do not happen by accident," Shula says. "They come only because of his great dedication and preparation" . . . he made fifth appearance in Pro Bowl (1970-71-73-74-77) and was voted Most Valuable Player of Dolphins by South Florida media for sixth time . . . consensus All-NFL quarterback in 1971 as well as 1977 . . . in two Super Bowl triumphs he combined for 14-of-18 passing accuracy . . . in Super Bowl VII against Washington, he completed six straight passes for 75 yards and touchdown another TD was nullified by penalty) to build 14-0 halftime lead on way to 14-7 triumph . . . in three-game blitz to Super Bowl VIII crown, he attempted only 31 passes, completed 20 and was sacked only twice . . . he has a 40-9 record as Dolphin starting QB in games at Orange Bowl under Shula . . . he completed three consecutive passes for touchdowns Oct. 17, 1971 against New England in unmatched feat . . . longest TD pass was 86 yards to Paul Warfield Nov. 14, 1971 against Pittsburgh when he came off bench (illness put him in hospital previous night) and rallied Dolphins from 18-point deficit to 24-21 victory . . . he fired four TD passes to Warfield first half Nov. 24, 1977 at St. Louis . . . he was starting QB in 14 consecutive victories in 1973 and for 41 wins in 47 games from Dec. 19, 1971 to Nov. 9, 1975 . . . that stretch included 6-2 in playoff games . . . injuries have sidelined him three times — bruised right knee (5 games in 1969), broken right leg and dislocated ankle (9 games in 1972) and torn tendons in right foot (4 games in 1975) . . . as rookie he set AFL record of 122 pass attempts without interception and completed 17 of 21 passes for 160 yards and two TDs Oct. 22, 1967

against New York Jets . . . he tossed 31-yard TD pass to Howard Twilley on 4th-and-18 with 1:01 remaining to beat Buffalo Nov. 26, 1967 . . . first-round draftee, 4th player in 1967 (highest Dolphin pick in history), he was runnerup to Florida's Steve Spurrier in 1966 Heisman Trophy voting . . . twice an All-American at Purdue, he led Boilermakers to 14-13 victory over Southern Cal in Rose Bowl . . . as junior he completed 19 of 22 passes in 25-21 upset of Notre Dame . . . he set career records with 348 completions in 609 attempts, 4,402 yards, 57.1 per cent accuracy and 75 conversion kicks . . . born Robert Allen in Evansville, Ind., and attended Rex Mundi High . . . B.S. in industrial management, he has invested widely in real estate . . . dedicated to raising funds for children's charities, he organized pro-celebrity tennis tourney in 1977 which donated \$12,000 to Archie Stone Foundation . . . voted by fans as team's Man of Year in 1975 and 1976 in recognition for such work as national sports chairman of Muscular Dystrophy Association . . . director of vision education for American Optical . . . he and wife Judi (married 6-10-67) live in Coral Gables with three sons Scott (9-17-68), Jeff (10-20-70) and Brian (3-18-75).

#### GRIESE'S PASSING

	G	Att.	Comp.	Pct.	Yds.	Int.	TD	Tkld.	Long
1967	12	331	166	50.2	2005	18	15	25/240	68t
1968	13	355	186	52.4	2473	16	21	43/372	50t
1969	9	252	121	58.0	1695	16	10	33/289	53t
1970	14	245	142	48.0	2019	17	12	31/282	54t
1971	14	263	145	55.1	2089	9	19	23/248	86t
1972	6	97	53	54.6	638	4	4	7/45	39
1973	13	218	116	53.2	1422	8	17	11/75	46
1974	13	253	152	60.1	1968	15	16	27/202	54
1975	10	191	118	61.8	1693	13	14	16/131	79t
1976	13	272	162	59.6	2097	12	11	30/266	47t
1977	14	307	180	58.6	2252	13	22	36/303	73t
<b>Total</b>	<b>131</b>	<b>2784</b>	<b>1541</b>	<b>55.4</b>	<b>20351</b>	<b>141</b>	<b>161</b>	<b>282/2453</b>	<b>86t</b>

#### POSTSEASON PASSING

	1970	Att.	Comp	Pct.	Yds.	Int.	TD	Tkld.	Long
at Oakland	27	13	48.1	155	1	3	3/31	24	
<b>1971 Playoffs</b>									
at Kansas City	35	20	57.1	263	2	1	0/0	35	
Baltimore	8	4	50.0	158	1	1	2/16	75t	
DALLAS	23	12	52.2	134	1	0	1/29	27	
<b>1971 Total</b>	<b>66</b>	<b>36</b>	<b>54.5</b>	<b>555</b>	<b>4</b>	<b>2</b>	<b>3/45</b>	<b>75t</b>	
<b>Cumulative</b>	<b>93</b>	<b>49</b>	<b>52.7</b>	<b>710</b>	<b>5</b>	<b>4</b>	<b>6/76</b>	<b>75t</b>	
<b>1972 Playoffs</b>									
Cleveland									
at Pittsburgh	5	3	60.0	70	0	0	0/0	52	
WASHINGTON	11	8	72.7	88	1	1	2/19	28t	
<b>1972 Total</b>	<b>16</b>	<b>11</b>	<b>68.8</b>	<b>158</b>	<b>1</b>	<b>1</b>	<b>2/19</b>	<b>52</b>	
<b>Cumulative</b>	<b>109</b>	<b>60</b>	<b>55.0</b>	<b>868</b>	<b>6</b>	<b>5</b>	<b>8/95</b>	<b>75t</b>	
<b>1973 Playoffs</b>									
Cincinnati	18	11	61.1	159	1	2	0/0	48	
Oakland	6	3	50.0	34	1	0	1/8	27	
MINNESOTA	7	6	85.7	73	0	0	1/10	27	
<b>1973 Total</b>	<b>31</b>	<b>20</b>	<b>64.5</b>	<b>266</b>	<b>2</b>	<b>2</b>	<b>2/18</b>	<b>48</b>	
<b>Cumulative</b>	<b>140</b>	<b>80</b>	<b>57.1</b>	<b>1134</b>	<b>8</b>	<b>7</b>	<b>10/113</b>	<b>75t</b>	
<b>1974 Playoffs</b>									
at Oakland	14	7	50.0	101	1	1	2/20	23	
<b>Cumulative</b>	<b>154</b>	<b>87</b>	<b>56.5</b>	<b>1235</b>	<b>9</b>	<b>8</b>	<b>12/133</b>	<b>75t</b>	



# GRIESE'S RUSHING

	G	Att.	Yds.	Avg.	TD	Long
1967	12	37	157	4.2	1	22
1968	13	42	230	5.5	1	35
1969	9	21	102	4.9	0	22
1970	14	26	89	3.4	2	16
1971	14	26	82	3.2	0	21
1972	6	3	11	3.7	1	5
1973	13	13	20	1.5	0	21
1974	13	16	66	4.1	1	22
1975	10	17	59	3.5	1	17
1976	13	23	108	4.7	0	26
1977	14	16	30	1.9	0	13
<b>TOTAL</b>	<b>131</b>	<b>240</b>	<b>954</b>	<b>4.0</b>	<b>7</b>	<b>35</b>
Playoffs	10	12	83	7.0	0	12

Additional — Fumbles/Lost: 5-1 in 1970, 9-3 in 1971, 0-0 in 1972, 5-3 in 1973, 5-0 in 1974, 2-1 in 1975, 3-1 in 1976, 6-2 in 1977. Recovered Dolphin Fumble: 2 in 1970, 5 in 1971, 3 in 1973, 3 in 1974, 2 in 1976, 2 in 1977 for total of 17 in 1970s.

# GAME-BY-GAME PASSING

1967	Att.	Comp.	Pct.	Yds.	Int.	TD	Tkld.	Long
W-Denver	19	12	63.2	193	2	2	1/11	68t
L-Kansas City	22	11	50.0	101	2	0	3/24	18
L-at New York Jets	3	1	33.3	4	1	0	2/13	4
L-New York Jets	21	17	81.0	160	2	2	1/10	22
L-at Buffalo	37	16	43.2	107	1	1	4/27	17
L-at San Diego	39	13	33.3	186	0	0	6/64	34
L-at Oakland	29	17	58.6	231	2	1	2/32	61
W-Buffalo	31	17	54.8	222	3	1	2/20	31t
L-at Houston	29	14	48.3	178	0	2	1/13	44t
W-San Diego	28	15	53.6	145	0	2	0/0	19
W-New England	32	17	53.1	270	0	3	2/19	38
L-Houston	41	16	39.0	208	5	1	1/7	43
<b>1967 Totals</b>	<b>331</b>	<b>166</b>	<b>50.2</b>	<b>2005</b>	<b>18</b>	<b>15</b>	<b>25/240</b>	<b>68t</b>

1968	Att.	Comp.	Pct.	Yds.	Int.	TD	Tkld.	Long
L-Houston	28	13	46.4	165	3	1	0/0	44
L-Oakland	40	23	57.5	290	4	2	2/16	38
L-Kansas City	17	2	11.8	24	2	0	3/35	24
W-at Houston	12	6	50.0	92	0	1	3/22	50t
T-Buffalo	22	9	40.9	97	2	0	4/38	21
W-at Cincinnati	29	16	55.2	186	0	3	4/29	31t
L-at Denver	26	16	61.5	246	2	1	4/30	34
L-at San Diego	27	20	74.1	260	1	3	2/22	38
W-at Buffalo	28	13	46.4	188	1	1	4/32	24
L-Cincinnati	31	16	51.6	253	1	3	6/49	48t
W-at New England	33	19	57.6	264	0	3	3/27	44t
L-at New York Jets	33	17	51.5	224	0	1	5/46	38t
W-New England	29	16	55.2	184	0	2	3/26	29
<b>1968 Totals</b>	<b>355</b>	<b>186</b>	<b>52.4</b>	<b>2473</b>	<b>16</b>	<b>21</b>	<b>43/372</b>	<b>50t</b>
<b>Cumulative</b>	<b>686</b>	<b>352</b>	<b>51.3</b>	<b>4478</b>	<b>34</b>	<b>36</b>	<b>68/612</b>	<b>68t</b>

1969	Att.	Comp.	Pct.	Yds.	Int.	TD	Tkld.	Long
L-at Cincinnati	39	19	48.7	327	2	1	5/46	50
L-at Oakland	34	9	26.5	193	3	0	1/7	39
L-at Houston	30	14	46.7	198	1	1	5/44	38
T-Oakland	27	13	48.1	160	2	1	6/56	22
L-San Diego	31	18	58.1	171	2	1	4/33	37
L-at Kansas City	45	21	46.7	192	3	0	4/39	20
W-Buffalo	18	9	50.0	232	2	2	2/15	53t
L-at New York Jets	27	18	66.7	222	1	4	5/39	31
W-at New England	1	0	0.0	0	0	0	1/10	0
<b>1969 Totals</b>	<b>252</b>	<b>121</b>	<b>48.0</b>	<b>1695</b>	<b>16</b>	<b>10</b>	<b>33/289</b>	<b>53t</b>
<b>Cumulative</b>	<b>938</b>	<b>473</b>	<b>50.4</b>	<b>6173</b>	<b>50</b>	<b>46</b>	<b>101/901</b>	<b>68t</b>

1970	Att.	Comp.	Pct.	Yds.	Int.	TD	Tkld.	Long
L-at New England	27	10	37.0	161	2	0	7/67	47
W-at Houston	17	10	58.0	138	1	2	1/11	34
W-Oakland	16	8	50.0	180	1	2	1/5	54
W-at New York Jets	24	14	58.3	224	1	2	4/29	40
W-at Buffalo	22	15	68.2	196	1	1	4/42	43t
L-Cleveland	12	5	41.7	67	3	0	3/26	47
L-at Baltimore	25	14	56.0	168	2	0	1/11	50
L-at Philadelphia	14	6	42.9	42	3	0	3/31	15
W-New Orleans	19	15	78.9	225	0	0	0/0	42
W-Baltimore	16	10	62.5	163	0	2	3/27	51t
W-at Atlanta	11	8	72.7	94	1	0	1/8	22
W-New England	15	11	73.3	102	0	1	1/9	28
W-New York Jets	17	9	52.9	116	2	1	2/16	23t
W-Buffalo	10	7	70.0	143	0	1	0/0	54
<b>1970 Totals</b>	<b>245</b>	<b>142</b>	<b>58.0</b>	<b>2019</b>	<b>17</b>	<b>12</b>	<b>31/282</b>	<b>54</b>

1971	Att.	Comp.	Pct.	Yds.	Int.	TD	Tkld.	Long
T-at Denver	24	13	54.1	181	1	1	5/60	36
W-at Buffalo	18	10	55.5	159	0	1	1/9	28
L-New York Jets	23	9	40.9	146	1	0	1/12	32
W-at Cincinnati	23	12	52.1	194	1	2	1/13	43
W-New England	14	9	64.3	185	0	4	2/28	32
W-at New York Jets	18	5	27.7	68	0	1	1/9	37
W-at Los Angeles	19	13	68.4	209	0	2	3/24	74
W-Buffalo	14	7	50.0	68	0	2	1/6	16
W-Pittsburgh	14	9	64.3	232	2	3	3/35	86t
W-Baltimore	16	10	62.5	90	0	1	1/9	16
W-Chicago	17	12	70.5	214	1	2	1/11	32
L-at New England	12	6	50.0	70	1	0	1/9	29
L-at Baltimore	30	17	56.7	151	2	0	0/0	18
W-Green Bay	21	13	61.9	122	0	0	2/23	21
<b>1971 Totals</b>	<b>283</b>	<b>145</b>	<b>55.1</b>	<b>2089</b>	<b>9</b>	<b>19</b>	<b>23/248</b>	<b>86t</b>

1972	Att.	Comp.	Pct.	Yds.	Int.	TD	Tkld.	Long
W-at Kansas City	15	8	53.3	111	1	1	2/11	30
W-Houston	16	11	68.8	142	1	1	1/4	39
W-at Minnesota	33	16	48.4	127	2	1	2/15	17
W-at New York Jets	27	15	55.6	220	0	1	0/0	24
W-San Diego	3	1	33.3	19	0	0	1/8	19
W-Baltimore	3	2	66.7	19	0	0	1/7	15
<b>1972 Totals</b>	<b>97</b>	<b>53</b>	<b>54.6</b>	<b>638</b>	<b>4</b>	<b>4</b>	<b>7/45</b>	<b>39</b>

1973	Att.	Comp.	Pct.	Yds.	Int.	TD	Tkld.	Long
W-San Francisco	24	11	47.9	108	2	1	0/0	18
L-at Oakland	25	12	48.0	90	0	1	0/0	28t
W-New England	12	8	66.7	74	0	1	3/21	17
W-New York Jets	17	10	58.8	173	1	3	0/0	46
W-at Cleveland	11	3	27.3	51	2	0	2/13	33
W-Buffalo	20	10	50.0	136	1	2	1/4	29
W-at New England	18	7	38.9	86	0	1	2/13	19
W-at New York Jets	19	13	68.4	198	1	1	1/5	37
W-Baltimore	14	6	42.9	66	1	0	1/7	17
W-at Buffalo	20	11	55.0	123	0	1	0/0	23
W-at Dallas	10	6	60.0	103	0	1	0/0	45t
W-Pittsburgh	13	8	61.5	73	0	1	1/7	22

at Baltimore (DID NOT PLAY)

W-Detroit	15	11	73.3	141	0	4	0/0	29
<b>1973 Totals</b>	<b>218</b>	<b>116</b>	<b>53.2</b>	<b>1422</b>	<b>8</b>	<b>17</b>	<b>11/75</b>	<b>46</b>

1974	Att.	Comp.	Pct.	Yds.	Int.	TD	Tkld.	Long
L-at New England	29	19	65.5	254	1	1	5/33	39
W-at Buffalo	13	10	77.0	84	2	2	2/12	18
W-at San Diego	27	14	52.0	248	2	1	2/30	44
W-New York Jets	23	17	74.0	199	0	1	3/32	23
L-at Washington	24	11	45.8	139	2	1	2/13	48
W-Kansas City	25	11	44.0	120	3	0	2/13	29
W-Baltimore	17	11	64.7	108	1	0	1/2	27
W-Atlanta	15	10	66.6	158	1	2	1/6	51
W-at New Orleans	15	10	66.6	93	0	3	2/16	22
W-Buffalo	18	11	61.1	237	0	1	2/15	54
L-at New York Jets	19	8	42.1	116	1	1	3/16	29
W-Cincinnati	13	11	84.6	118	0	2	1/4	27
W-at Baltimore	15	9	60.0	94	2	1	1/10	21

New England (DID NOT PLAY)

<b>1974 Totals</b>	<b>253</b>	<b>152</b>	<b>60.1</b>	<b>1988</b>	<b>15</b>	<b>16</b>	<b>27/202</b>	<b>54</b>
--------------------	------------	------------	-------------	-------------	-----------	-----------	---------------	-----------

1975	Att.	Comp.	Pct.	Yds.	Int.	TD	Tkld.	Long
L-Oakland	32	15	46.9	191	4	0	3/27	32
W-at New England	15	9	60.0	89	3	0	4/42	20
W-at Green Bay	13	7	53.8	133	0	1	0/0	58t
W-Philadelphia	21	15	71.4	137	0	1	1/5	23
W-at New York Jets	14	10	71.4	155	1	3	1/3	53
W-at Buffalo	21	13	61.9	148	2	2	1/3	22
W-at Chicago	19	12	63.2	288	0	3	0/0	79t
W-New York Jets	15	9	60.0	223	0	2	1/9	63
L-at Houston	29	21	72.4	257	2	1	3/21	31
L-Baltimore	12	7	58.3	69	1	1	2/21	19
<b>1975 Totals</b>	<b>191</b>	<b>118</b>	<b>61.8</b>	<b>1693</b>	<b>13</b>	<b>14</b>	<b>16/131</b>	<b>79t</b>

1976	Att.	Comp.	Pct.	Yds.	Int.	TD	Tkld.	Long
W-at Buffalo	21	13	61.9	199	1	1	1/2	30t
L-at New England	26	16	61.5	190	3	1	5/52	39
W-New York Jets	24	12	50.0	127	0	1	1/4	18
L-Los Angeles	11	6	54.5	100	2	1	0/0	47t
L-at Baltimore	5	3	60.0	61	0	0	0/0	31
L-Kansas City	35	25	71.4	306	2	1	4/44	39
W-at Tampa Bay	15	8	53.3	132	1	0	6/42	23
W-New England	22	12	54.5	132	0	1	3/32	28
W-at New York Jets	21	16	76.2	181	0	2	0/0	21
L-at Pittsburgh	21	9	42.9	144	0	0	5/36	30
L-Baltimore	27	17	63.0	286	2	1	3/35	44
L-at Cleveland	33	22	66.7	209	0	2	2/19	36
Buffalo	(DID NOT PLAY)							
L-Minnesota	11	3	27.3	30	1	0	0/0	14
<b>1976 Totals</b>	<b>272</b>	<b>162</b>	<b>59.6</b>	<b>2097</b>	<b>12</b>	<b>11</b>	<b>30/266</b>	<b>47t</b>

1977	Att.	Comp.	Pct.	Yds.	Int.	TD	Tkld.	Long
W-at Buffalo	19	9	47.4	84	0	0	3/32	23
W-at San Francisco	17	10	58.8	169	0	2	2/16	73t
W-Houston	20	13	65.0	194	1	1	1/14	35
L-at Baltimore	32	18	56.3	264	1	0	5/51	47
W-New York Jets	24	17	70.8	132	0	2	1/4	17
W-Seattle	18	11	61.1	105	1	2	2/19	16
L-San Diego	16	9	56.3	82	3	0	3/19	19
W-at N. Y. Jets	15	12	80.0	132	0	2	4/27	25
W-New England	20	11	55.0	130	0	1	3/28	25
L-at Cincinnati	29	10	34.5	113	3	2	2/20	30
W-at St. Louis	23	15	65.2	207	1	6	1/11	37t
W-Baltimore	22	13	59.1	170	1	1	3/25	41
L-at New England	38	22	57.9	260	1	1	6/37	24
W-Buffalo	14	10	71.4	210	1	2	0/0	67
<b>1977 Totals</b>	<b>307</b>	<b>180</b>	<b>58.6</b>	<b>2252</b>	<b>13</b>	<b>22</b>	<b>36/303</b>	<b>73t</b>
<b>Cumulative</b>	<b>2784</b>	<b>1541</b>	<b>55.4</b>	<b>20351</b>	<b>141</b>	<b>161</b>	<b>282/2453</b>	<b>86t</b>



## DURIEL HARRIS

Wide Receiver

82

5-11, 175  
3rd Year  
Born Nov. 27, 1954

New Mexico St.  
(D3, 1976)

His fluid running style and sure hands have been compared to Paul Warfield, but an acrobatic flair is distinctively Harris . . . he accounted for five touchdowns with 34 catches for 601 yards in his sophomore season as the Dolphin passing attack acquired Moore and more game-breaking potential . . . "The concentration he shows catching deflected balls is uncanny," Shula says . . . his competitive zeal was evidenced when he played one week after suffering 10-stitch gash in webbing of right hand while catching a pass against Seattle . . . although he failed to snare any passes in that first outing, his hand was

heavily taped when he caught five passes for 91 yards and two TDs against New York Jets two weeks after injury . . . he propelled Dolphins to 21-0 lead in first quarter against Houston Oilers by grabbing five passes for 87 yards including a diving 6-yard TD . . . bruised shoulder while diving for ball in practice Oct. 6 . . . "Whenever the pass is thrown in my direction, I like to come up with the catch, even if I have to jump over a guy or come back five yards," he says. "Whatever it takes to catch the pass, I'm going to try to do it" . . . twice he has topped 100 yards against Baltimore (5 for 116 as rookie, 4 for 127 last year) . . . he played extensively in last five games of 1976 after Nat Moore suffered broken leg, and he earned Dolphin Rookie of Year honor with 22 catches for 372 yards . . . he was named AFC's outstanding kick returner by Players' Association and Pro Football Weekly after averaging NFL-leading 32.9 yards (17 for 559) as rookie . . . memorable 69-yard return against New York Jets saw him fall and get up during sideline-to-sideline jaunt, and he hurtled 62 yards at Buffalo in his first NFL game . . . combining passes and kick returns, he has averaged 19.5 yards (86 for 1,702) every time he has held football for Dolphins . . . missed two games with sprained right ankle in 1976 . . . changed from No. 26 to No. 82 in second year . . . third-round draftee, 80th player in 1976 . . . "lonesome end" on Wishbone offense but caught 89 passes for 1,562 yards, 17.5-yard average, 13 TDs at New Mexico . . . All-Missouri Valley Conference as senior and ranked fifth in nation in kickoff returns including 100-yard TD against Tulsa . . . born Durriel LaDon Jr. in Port Arthur, Tex., son of high school football coach . . . Durriel Sr. was quarterback at Wiley College in Marshall, Tex. . . . they lived four doors away from Joe Washington on Kashmere Street in hometown, played at different high schools and Washington became All-American running back at Oklahoma . . . Harris and Washington were roommates at College All-Star camp . . . he worked in Dolphin ticket sales in offseason . . . single.

### DURIEL HARRIS' STATISTICS

	G	No.	Yds.	Avg.	TD	Long
1976	12	22	372	16.9	1	44
1977	14	34	601	17.7	5	47
<b>TOTALS</b>	<b>26</b>	<b>56</b>	<b>973</b>	<b>17.4</b>	<b>6</b>	<b>47</b>

Additional — Kickoff Returns: 17-559, avg. 32.9, long 69 in 1976; 4-91, avg. 22.8, long 31 in 1977 for totals 21-650, avg. 31.0, long 69. Punt Returns: 9-79, avg. 8.7, long 16 in 1976.



## LEROY HARRIS

Fullback

38

5-9½, 220  
2nd Year  
Born July 3, 1954

Arkansas State  
(D5b, 1977)

A miniature tank, he wheeled into rookie prominence with a 77-yard touchdown romp against Baltimore — longest run in Dolphin history — and was named AFC Offensive Rookie of the Year by the Players' Association . . . powerfully churning legs and remarkable balance enabled him twice to escape a knot of tacklers on his record run . . . "I never did have the feeling it was going to be all the way," Harris said. "I was looking for a filling station to gas up" . . . he finished with 140 yards on 17 carries in biggest triumph of season, 17-6 over

Colts . . . he accumulated 417 yards on 91 carries, and in his first three NFL starts, he powered 324 yards . . . shoulder separation Oct. 9 sidelined him for two games and he joined roommate Gary Davis in starting backfield last five games . . . "A power back with open-field elusiveness is pretty rare," Shula says . . . he opened with 108 yards on 20 carries at Cincinnati . . . he caught 7 passes for 29 yards . . . he gained 125 yards on 31 carries in preseason and bumped another Arkansas State alumnus, Stan Winfrey, off roster . . . fifth-round draftee, 123rd player in draft, was probably computer reject because of 5-foot-9½ height, but former Player Personnel Director Bobby Beathard rated him "best fullback in the country" . . . teammates Kuechenberg, Langer and Newman tossed him into a pond twice at training camp because he didn't know words of Arkansas State fight song . . . veterans finally settled for "Jingle Bells" from bashful rookie . . . he ranked third on all-time Arkansas State rushing chart with 1,920 yards on 274 carries in only two seasons . . . as senior, he led nation with seven yards per carry, gaining 1,046 on 150 tries . . . twice All-Southland Conference, he had eight 100-yard games and 13 touchdowns in 1975 . . . he also kicked off . . . he transferred to ASU from Fort Scott (Kan.) Junior College where he was tight end as freshman . . . born and raised in Savannah, Ga. . . he and wife Shirley (married 6-10-78) live in Miami.



## BOB HEINZ

Defensive Tackle

72

6-6, 260

9th Year

Born July 25, 1947

Pacific  
(D2, 1969)

He shed his anonymity as a reserve lineman by replacing injured Vern Den Herder at left end the last three games of 1977, and he met the challenge with the solid workmanship that has marked an eight-year Dolphin career . . . always reliable, never flashy, Heinz was a starter at right tackle in three Super Bowls . . . he has played in 109 games (120 including playoffs), one less than Bill Stanfill for most by Dolphin lineman . . . "Mentally, I'm in the game, following the flow — staying on top of different situations," he says. "If a 3rd-and-2 pops up, and they need a fourth lineman, I'm ready" . . . he has been supportive of younger players while contributing to short-yardage and goal-line defense . . . he had nine tackles against Seattle when injuries sidelined Bob Baumhower and Carl Barisich . . . Coach Don Shula calls him "Policeman" because of way he protects his territory and diagnoses draw plays and screen passes . . . second-round draftee, 37th player in 1969 . . . he spent two seasons as backup, then replaced Jim Riley at left end against Cincinnati in 1971 and participated in three quarterback sacks . . . he threw final block on Dick Anderson's 62-yard interception TD in 1971 AFC Championship game against Baltimore . . . suffered fractured vertebra in '72 preseason and missed three games, then reclaimed job from injured Jim Dunaway . . . best season was 1973 with 86 tackles (44 initial hits) . . . knee injury in 1974 playoff game at Oakland . . . he missed 1975 season with sprained knee but bounced back in 1976 and started five games at tackle and another at right end . . . he had cartilage removed from left knee in February 1978 . . . as collegian, he

helped College of Pacific to 6-4 record in 1968 . . . transferred as sophomore from San Joaquin Delta Junior College . . . born Robert Kenneth in Milwaukee and moved to Stockton, Calif., for last two years of high school . . . he and wife Carol (married 1-17-70) live in Menlo Park, Calif., with daughter Julie (9-18-72) and son Joseph (6-7-74) . . . he obtained real estate license in 1977.

## HEINZ'S STATISTICS

	G	Tack	Asst.	Total	Opp. Fum.	QB Sack
1969	14	10	0	10	—	—
1970	14	11	4	15	—	—
1971	14	24	27	51	—	5½
1972	11	15	24	39	1	2
1973	14	44	42	86	—	2½
1974	14	25	27	52	—	—
1975				(INJURED RESERVE)		
1976	14	18	13	31	—	1
1977	14	16	14	30	—	—
TOTALS	109	163	151	314	1	11

Additional — Blocked FGs: 2 in 1970.  
Playoffs — ½ QB Sack.



## BRUCE HERRON

Linebacker

54

6-1½, 220

1st Year

Born April 14, 1954

New Mexico  
(D7, 1977)

His great speed for pass coverage attracted Dolphin scouts when he was seventh-round draftee in 1977, but his rookie season was postponed July 18 when he suffered torn ligaments in left knee and was placed on injured reserve . . . he could be "sleeper" pick in the manner of linebacker Steve Towle (1975 sixth round) and cornerback Norris Thomas (1976 ninth round) . . . 180th player in 1977 . . . pro scouts thought he would carry only 205 pounds but he competes at 220 . . . he switched from flanker to defensive end as junior at New Mexico and had nine quarterback sacks for 55 yards in losses over two seasons . . . he earned Western Athletic Conference honor in 36-30 victory over San Jose State when he blocked a punt to set up tying field goal, forced a fumble at one-yard line to set up winning touchdown and had 10 unassisted tackles . . . he participated in 78 tackles (41 primary stops) as senior for 4-7 Lobos . . . born Bruce Wayne at Victoria, Tex., he was running back and basketball star at Bloomington High in Victoria . . . B.S. in speech communication . . . single.



## CURTIS JOHNSON

Cornerback

45

6-1, 196

9th Year

Born June 22, 1948

Toledo  
(D4, 1970)

His disciplined and aggressive pass coverage tends to discourage intruders, and Johnson paced the Dolphins with four interceptions in 1977 . . . he also blocked two field goals and boosted his career record to nine blocked kicks (6 field goals, 2 punts, on PAT) . . . a crisp tackler, he forced two fumbles

and broke up 9 passes . . . his third-quarter interception at Buffalo was turning point in 13-0 shutout, and he was awarded game ball . . . "Curt has been a steady, consistent ballplayer," defensive backfield coach Tom Keane says, "and that's what you like in a defensive back, instead of a guy who's hot one week and lukewarm the next" . . . cool and alert on right corner, he secured a starting job as 1970 rookie and he has missed only 6 starts in 123 Dolphin games . . . he has played in 121 of those games, including 11 in playoffs . . . he missed 5 starts after spraining left knee during 1976 preseason and was troubled by swelling . . . outstanding efforts in 1977: he helped shut out Houston's Ken Burrough and San Diego's Charlie Joiner, then held St. Louis' Mel Gray to one catch for 5 yards . . . he participated in 10 tackles in victory over New England and finished with 75 tackles (44 initial hits) . . . "I get as excited as anybody else — I just may not show it as much," he admits . . . durable against sweeps, he had career-high 86 tackles in 1975 when voted team's outstanding defensive back . . . most spectacular day was Oct. 19, 1975 when he intercepted Joe Namath three times and recovered fumble in 43-0 rout of New York Jets . . . "I happened to be around the ball," he conceded . . . he returned blocked field goal 47 yards for only pro touchdown Dec. 19, 1971 against Green Bay . . . one week later he averted defeat by tackling Ed Podolak on kickoff return to Miami 22, thus sending AFC playoff at Kansas City into double-overtime . . . he tipped pass and set in motion Dick Anderson's 62-yard interception TD in 1971 AFC Championship game against Baltimore . . . fourth-round draftee, 81st player in 1970, he replaced Jimmy Warren at left cornerback as rookie and moved to right cornerback in 1971 . . . All-American by NEA when he intercepted seven passes for unbeaten Toledo in 1969 . . . born Curtis Wise in Toledo and starred at Waite High . . . he abides by a no-meat diet . . . he and wife Sandra (married 4-27-76) live in Miami.

#### JOHNSON'S STATISTICS

	G	Tack.	Asst.	Total	Opp. Fum.	Int.	Yds.
1970	14	50	22	72	4	3	29
1971	14	50	16	66	1	2	34
1972	14	39	18	57	—	3	20
1973	14	39	23	62	1	2	19
1974	13	33	19	52	1	—	—
1975	14	53	33	86	1	4	41
1976	13	37	23	60	—	1	14
1977	14	44	31	75	—	4	35
<b>TOTALS</b>	<b>110</b>	<b>345</b>	<b>185</b>	<b>530</b>	<b>8</b>	<b>19</b>	<b>192</b>

Playoffs — Interceptions 3-43, long 33.

Additional — QB Sack 1975. Blocked FGs (6): one in 1970, 2 in 1971, one in 1972, 2 in 1977. Blocked 2 Punts in 1972. Blocked PAT in 1973. Scored Safety by tackling punter 9-16-73 vs. San Francisco.



### BOB KUECHENBERG

Left Guard

67

6-2, 255  
9th Year  
Born Oct. 14, 1947

Notre Dame  
(FA, 1970)

With Pro Bowl recognition three of the past four years, Kuechenberg has established himself as a devastating blocker . . . he pulled from left guard for blocks that loosed Benny Malone on touchdown dashes of 52 and 66 yards at Baltimore

. . . grit and tenacity were never more apparent than in his 1977 recovery from broken back . . . he suffered two fractures of transverse process Aug. 13 when kicked in upper back; but X-rays only showed hip pointer until he complained of higher pain and fractures were discovered Aug. 18 . . . quick healer was running in 30-pound body cast Sept. 5 and snapping for kicks in Sept. 18 opener . . . "I love to surprise the doctors," he grinned, and he returned to starting lineup for third game Oct. 2 . . . he thus missed six straight starts including last four games of 1976 when he suffered bone chips in left ankle . . . he has played in 101 games (112 including playoffs) and started 108 games since he replaced injured Maxie Williams in ninth game of 1970 rookie season . . . All-NFL second team by Newspaper Enterprise Association in 1977 . . . he was starter in 1976 Pro Bowl after gaining All-NFL honors by NEA in '75 . . . All-AFC by Pro Football Weekly in '74 and Sporting News in '75 . . . tremendous strength with 460-pound bench press . . . most unique success story of "The Expendables," fitting description for five castoffs who formed Miami's superb offensive line in Super Bowls . . . he was Notre Dame's outstanding defensive lineman in 1968 while also playing offensive tackle . . . fourth-round draftee by Philadelphia, 80th player in 1969, he faulted himself for being cut by Eagles . . . he was placed on taxi squad by Atlanta, then cut a week later . . . he played seven games (without pay for five) with 1969 Chicago Owls of semipro Continental League and was selling business forms when signed as free agent by Dolphins in 1970 . . . in 1973 he was excluded from Pro Bowl when 12 Dolphins were selected, but he neutralized All-Pro tackle Alan Page of Minnesota in Super Bowl VIII rout . . . one month earlier, he had broken left forearm at Baltimore but returned to lineup in two weeks . . . steel rod which was inserted in arm is now his souvenir swizzle stick . . . he alleviated manpower shortage in 1974 by starting three games at left tackle . . . his former offensive line coach Monte Clark said, "He's the kind of guy you'd like to have with you in a foxhole" . . . born Robert John in Gary, Ind., one of nine children, and raised in Hobart, Ind. . . he rode in gunnysack on dad's back for rodeo clown act, and dad was Human Cannonball before Kooch was born . . . he played head-to-head against older brother Rudy on special teams in 1970 game against Cleveland . . . father of two boys, Bryan (6-23-71) and Erik (3-10-73) . . . B.A. in economics, he formed Creative Interiors of Florida in 1977, selling oil paintings . . . also director of sports marketing for National Airlines.



### JIM LANGER

Center

62

6-2, 253  
9th Year  
Born May 16, 1948

South Dakota St.  
(Waive, 1970)

His tenacity and technical precision as a blocker and his leadership in team concept have made Langer one of the finest offensive linemen in NFL . . . consensus All-Pro center since 1973, he is five-time starter in Pro Bowl — a Dolphin record . . . a compact, low-charging lineman with quickness to neutralize middle linebacker and strength to overcome nose tackles in popular 3-4 defenses . . . he has started 84 consecutive games (91 including playoffs) since winning position

In 1972 from three-time Pro-Bowl center Bob DeMarco . . . "It takes three years to make an offensive lineman, I don't care how much ability he has," Langer believes . . . he was free-agent guard with Cleveland in 1970 ("I was a 1,000-to-1 shot going in") and claimed on waivers by Dolphins . . . he was valuable reserve for two seasons, playing four different line positions Nov. 29, 1971 against Chicago . . . "I think everybody in the NFL acknowledges Jim Langer as the finest center ever to play the game," Shula says . . . Langer projects learning attitude, one of "professionalism, the no-frills approach," Shula says. "He goes to work, and other people see what work can produce" . . . South Florida media voted him team's Most Valuable Player in 1975 but he insisted "They should have given it to the whole offensive line" . . . he played last half of 1976 season with loose cartilage in right knee and had surgery following Pro Bowl when other NFL stars have skipped game . . . he has played in 104 consecutive games (115 including playoffs) . . . he tied for second place in 1976 coaches' poll for NFL's best offensive lineman . . . he snaps football right-handed although he was southpaw knuckleballer with 13-1 record at South Dakota State . . . he started snapping for punts in 1974 after diligent workouts in backyard while his wife sprained a finger catching footballs . . . football captain and middle linebacker for Jackrabbits . . . born James John in Little Falls, Minn., and raised in Royalton, Minn., where he lives with wife Lynda and sons Tracy (10-31-68) and Craig (11-26-75) . . . "I never liked big cities — I'm perfectly content to have a beer in the town pub in Royalton and mingle with local people," he says . . . B.S. in economics, he sells real estate.



## LARRY LITTLE

Right Guard

66

6-1, 265

12th Year

Born Nov. 2, 1945

Bethune-Cookman

(Trade, 1969)

An awesome figure when leading sweeps and a hammer in the trenches, Little epitomizes the powerhouse style of the Dolphins in leading the NFL in rushing in the 1970s . . . he won All-NFL honors for the sixth time from Pro Football Writers in 1977 (also 1971-75) and he has won the honor five times from Associated Press . . . native Floridian was first Dolphin player inducted into Florida Sports Hall of Fame March 6 . . . "I rank this higher than any of the other honors I have gotten," he said . . . he has started three times in four Pro Bowl appearances, last in 1975 . . . one of fastest pulling guards to play game, he was named AFC's outstanding offensive lineman three times (1970-72) by Players' Association although media overlooked him in 1970 all-star voting . . . he has missed only two starting assignments in last 124 games (135 including playoffs), once at Shula's request to rest injured shoulder in 1973 and then with sprained knee in sixth game of 1977 . . . "A real inspiration for us," Shula says about offensive co-captain, "not just for the way he's performed but also for his influence on our younger players" . . . even at 6-foot-1, he unselfishly switched to right tackle during 1976 injury crisis and started four games with Dolphins winning three of them . . . he has played in 133 Dolphin regular-season games, trailing only punter Larry Seiple with 150 . . . teammates call him

"Chicken" after his favorite food, and he invited O.J. Simpson to dinner for mother Ida's home-cooking on eve of Simpson's 203-yard day against 1976 Dolphins . . . "I was never a rah-rah guy, but I found myself going rah-rah (in 1977). Football is fun, and I want to enjoy it while I'm still at my peak," he says with goal of 15 seasons . . . National 1,000-Yard Club in Appleton, Wis., named him NFL's outstanding blocker in 1972 after Dolphins gained NFL-record 2,960 yards in perfect season . . . he signed for \$750 bonus as free agent for San Diego in 1967, started for Chargers in '68 and was traded July 2, 1969 ironically for high school teammate Mack Lamb, a Dolphin cornerback . . . he missed first two games with knee injury but was selected for AFL All-Star game in 1969 . . . in his fourth season, upon Shula's arrival, he shed 20 pounds to 265 and blossomed into solid pro . . . he was two-way tackle at Bethune-Cookman after playing for Booker T. Washington High in Miami . . . he is listed in Who's Who in Black America, and Biscayne College presented him honorary doctorate of humanities in 1972 . . . he launched Gold Coast Summer Camp for underprivileged kids in 1970, begun on South Miami Beach with tents and cots . . . it now serves 300 youngsters in two-week free camp at Florida Memorial College and is supported by \$30,000 United Way grant . . . "I believe you have to give respect in order to gain respect," he says. "My camp has helped my ability to deal with people" . . . born Larry Chatmon in Groveland, Ga., and raised in Miami . . . younger brother David is sophomore linebacker at University of Florida . . . B.A. in sociology . . . he and wife Rosie were married in April 1978.



## BENNY MALONE

Running Back

32

5-10, 193

5th Year

Born Feb. 3, 1952

Arizona State

(D2b, 1974)

A whirling-dervish in his thrashing runs, he proved his breakaway speed with touchdown runs of 52 and 66 yards against Baltimore last Oct. 9 . . . that 139-yard performance was followed by a 105-yard output against New York Jets . . . his rushing totals of 797 and 615 yards have paced Dolphins past two seasons . . . he had 533 of those 615 yards by mid-season and settled for backup duty . . . Malone will compete with Gary Davis and trade acquisition Delvin Williams in talent-rich Dolphin backfield . . . "I don't panic under pressure situations," he says. "I can adapt — but I'll never relax" . . . he had 141 combined yards against Houston with 90 yards rushing and 51 yards on two pass receptions . . . his determination was shown in special teams' duty in 1977 . . . "His attitude has always been great," Shula says. "He'd go down and make the tackle on kickoffs, and you don't do that unless you're motivated" . . . he has eight 100-yard games in four seasons . . . he popped 111 yards against Los Angeles, 118 yards against Tampa Bay and 119 yards against New England in 1976 five-week span . . . in explosive 1974 rookie season he was second-leading rusher with 479 yards . . . he gained 83 yards on 14 carries in AFC playoff at Oakland including apparent game-winning 23-yard touchdown (Raiders scored in final seconds for 28-26 win) . . . he missed six games with pulled hamstring in 1975, and chipped bone in left foot re-

quired surgery in January 1976 . . . hernia operation in April 1978 . . . "There's always a collision when Benny is around," Shula says, "and the other guy usually takes most of it" . . . he has fumbled only nine times in 497 carries, once every 55 carries . . . older brother Art gained more than 2,500 yards in seven-year career with Atlanta and Philadelphia . . . second-round draftee, 47th player in 1974 . . . he averaged 6.4 yards per carry with 1,129 yards as Arizona State fullback while teammate Woody Green gained 1,182 yards . . . Malone out-scored Green, 15-14, in touchdowns in 1973 . . . he dashed 250 yards on 24 carries against Oregon State . . . career totals were 2,328 yards and 25 TDs . . . born and raised in Eloy, Ariz., in migrant farming family and played at Santa Cruz Valley High . . . he and wife Laura live in Tempe, Ariz., with daughters Leanna, 8 and Stephanie 4.

#### MALONE'S STATISTICS

	RUSHING						RECEIVING			
	G	Att.	Yds.	Avg.	TD	LG	No.	Yds.	TD	LG
1974	13	117	479	4.1	0	23t	2	26	0	13
1975	10	65	220	3.4	3	20	2	47	0	43
1976	14	186	797	4.3	4	31	9	103	0	36
1977	14	129	615	4.8	5	66t	4	58	0	35
<b>TOTAL</b>	<b>51</b>	<b>497</b>	<b>2111</b>	<b>4.2</b>	<b>12</b>	<b>66t</b>	<b>17</b>	<b>234</b>	<b>0</b>	<b>43</b>

**Additional** — Kickoff Returns: 6-159, no TD, long 73 in 1974; 1-8 in 1975. Fumbles/Lost: 2-0 in 1974, none in 1975, 3-3 in 1976, 4-3 in 1977 for totals 9-6. Recovered Dolphin Fumble: 2 in 1974, one in 1977.



#### BOB MATHESON

Linebacker

53

6-4, 235

12th Year

Born Nov. 25, 1944

Duke  
(Trade, 1971)

His versatility as an outside linebacker prompted NFL evolution of the 3-4 defense where blitzing linebackers join three-man line in pass rush . . . Matheson was the inspiration of the "53 Defense" that carried Dolphins to three consecutive AFC championships and triumphs in two Super Bowls . . . he moved to inside post in 1977 alongside Steve Towle with 1976 first-round draftees Larry Gordon and Kim Bokamper on outside . . . Matheson's pressure keyed Dolphins' six quarterback sacks Nov. 6 against New York Jets when he participated in 17 tackles . . . he grabbed his 11th career interception at St. Louis . . . he forced fumble by San Diego's Joe Washington that would have meant Dolphin victory if fumble wasn't disallowed . . . he had career-high 130 tackles (73 initial hits) although he shared time until knee injury sidelined Mike Kolen in sixth game . . . excellent on pass coverage, he and Gordon stay in lineup when Dolphins use five defensive backs . . . "I'm more emotional than our younger players — I've always been like a kid out on the field when we are winning," he says as he enters 12th pro season . . . he has played in 152 games (166 including playoffs), and his 14 playoff games are most among Dolphins . . . he played weakside in 1975 when Kolen moved to middle for injured Nick Buoniconti, strongside in 1976 when Doug Swift retired for medical school . . . he led team in tackles in 1974 with 103 stops when he started last six games and AFC playoff for injured Swift . . . he was voted team's outstanding linebacker in 1975 with 109 tackles . . . he missed three games in 1976 with torn calf muscle . . . only time he was sidelined by injury in career . . .

Dolphins acquired him Sept. 1, 1971 from Cleveland for second-round choice . . . first-round draftee by Cleveland, 18th player in 1967 . . . he had 34-yard interception return against Cleveland in 1976 and 29-yard return in 1973 AFC Championship game against Oakland . . . he played four seasons at middle linebacker for Browns including 1970 shutout of Dolphins . . . born Robert Edward in Boone, N.C., son of dentist . . . he helped Appalachian High win state championship with two unbeaten seasons . . . All-America at Duke in 1966 with school record for tackles . . . he and wife Pam (married 6-17-67) live in Hollywood, Fla., with sons Todd (8-19-70) and Drew (8-24-73) and daughter Jill (1-21-77) . . . excellent golfer but not as lucky as Pam, who shot hole-in-one at Orange Brook Country Club in June 1975 . . . B.A. in psychology.

#### MATHESON'S STATISTICS

	G	Tack.	Asst.	Total	Opp. Fum.	QB Sack	Int.	Yds.
1967-70	55	—	—	—	4	—	4	55
1971	14	42	17	59	1	—	—	—
1972	14	38	30	68	—	2½	—	—
1973	14	41	29	70	—	3	—	—
1974	14	71	32	103	1	3	1	10
1975	14	55	54	109	—	2	3	32
1976	13	47	43	90	—	1	2	34
1977	14	73	57	130	2	2	1	7
<b>TOTALS</b>	<b>152</b>	<b>367</b>	<b>262</b>	<b>629</b>	<b>8</b>	<b>13½</b>	<b>11</b>	<b>138</b>

**Additional** — Kickoff Returns: 1-0 in 1969; 2-21, long 14 in 1970; 3-32, long 16 in 1971; 2-34, long 17, in 1972; 5-65, long 22 in 1974. Fumbles/Lost: 1-1 in 1974. Blocked Punt 11-11-73 vs. Baltimore.



#### LOAIRD McCREARY

Tight End

80

6-5, 227

3rd Year

Born March 15, 1953

Tennessee St.  
(D2, 1976)

With a two-year apprenticeship behind him, he could make impact with his receiving and blocking skills . . . he snatched one-yard touchdown pass Oct. 16 against New York Jets and just missed lunging for Bob Griese's attempted seventh TD pass at St. Louis . . . 30-yard kickoff return on reverse with Terry Anderson Dec. 5 against Baltimore . . . tall and mobile, he has smooth, long stride to be utilized on deep pass routes . . . "He will get a lot of playing time in running situations with a double tight end," Shula says . . . as backup to Andre Tillman, McCreary has caught only four passes for 61 yards . . . two of those catches were 21 and 30 yards, tackled on two-yard line against Minnesota on final play of 1976 season . . . as rookie, he had 18 tackles (8 initial hits) on special teams . . . second-round draftee, 49th player in 1976 . . . he caught 27 passes for 400 yards, four TDs in 1975 as offensive captain at Tennessee State . . . named to Black All-American team by Pittsburgh Courier . . . he grabbed 25 passes for 285 yards, one TD as junior . . . career totals of 56 receptions for 857 yards, six TDs . . . born Loaird Arthur in Crawfordville, Ga., he was leading basketball scorer at Walter M. George High in Atlanta . . . single.

# McCREARY'S STATISTICS

	G	No.	Yds.	Avg.	TD	Long
1976	14	2	51	25.5	0	30
1977	14	2	10	5.5	1	9
TOTALS	28	4	61	15.3	1	30

Additional — Kickoff Return 30 yards 12-5-77 vs. Baltimore.



## MIKE MICHEL

Punter/Kicker

17

5-10½, 177

Stanford

2nd Year

(D5a, 1977)

Born Aug. 4, 1954

As a rookie, he qualified for duty as pinch-kicker for punter Larry Seiple and placekicker Garo Yepremian . . . indication of his potential value was fact that Dolphins kept three kickers and only two quarterbacks on 1977 roster . . . Michel secured punting job for final 10 games after Seiple injured groin muscle (Seiple punted three times, Michel twice in 13th game) . . . he ranked fourth in AFC with net punting average of 32.5 yards after punt returns are subtracted from 38.2-yard gross average on 35 punts . . . nine of his 35 punts terminated inside 20-yard line, none rolled into end zone . . . he becomes "11th tackler" as kickoff man with college experience as defensive safety . . . bone chips in right foot required surgery in March 1978 . . . in his first preseason game, he booted field goals of 43 and 45 yards, also averaged 42.4 yards on seven punts, in 13-6 victory at Tampa Bay . . . longest punt was 61 yards Nov. 13 against New England when he averaged 48.3 yards on four punts . . . his solo tackle on kickoff against San Diego drew ovation from Orange Bowl fans . . . fifth-round draftee, 113th player in 1977 . . . he averaged 39.8 yards on 66 punts as senior . . . soccer-style kicker had 12 field goals in 27 attempts, then set records for the longest field goals in East-West Shrine (49 yards) and Blue-Gray (44 yards) . . . also selected for Hula Bowl and Japan Bowl . . . he set record with 10 interceptions at strong safety for Ventura Junior College in 1974 and was team's Most Valuable Player . . . born Michael Walter in Ventura, Ca., where he played at Buena High . . . he teaches racquetball at Sportrooms of Sabal Chase . . . he plays guitar and sings with teammate Tim Foley at schools and clubs . . . he and wife Sandy (married 6-24-78) live in Miami.



## NAT MOORE

Wide Receiver

89

5-9, 180

Florida

5th Year

(D3, 1974)

Born Sept. 19, 1951

His 13-touchdown splurge in 1977 affirmed the All-Pro talent of Dolphins' dangerous darter . . . he wrecked defenses with his pinball-like moves and almost unfailing hands . . . Moore snared 12 touchdown passes and also scored on a flanker reverse in breaking Dolphin records of Paul Warfield (11 TD catches in 1971 and 1973) and 12-TD runners Mercury Morris (1972) and Don Nottingham (1975) . . . he paced Dolphin

receivers for fourth consecutive year with 52 catches for 765 yards, boosting career totals to 162 receptions, 2,700 yards and gaudy 16.7 yards per catch . . . "The most versatile athlete in professional football today," Shula describes his dependable, clutch receiver . . . he earned All-NFL honors from Associated Press and Pro Football Writers and All-AFC from Sporting News, United Press International and Pro Football Weekly . . . "Being a superstar would be great, but being able to come through in the crunch is what's important to me," he says . . . he kayoed San Francisco with three TDs — 32-yard screen pass as halfback, 19-yard end-around and 73-yard takeoff after faking curl pattern — in 19-15 victory . . . he was awarded game ball in what was his 37th straight game with a reception, but following week he was decoy and blocker as Dolphins rushed for 217 yards . . . on blocking: "It's part of the total picture. It's part of playing football to win," . . . he also scored three TDs at St. Louis in 55-14 rout . . . he was big threat as third-down halfback in three-receiver offense, debuting there with TDs of 56 and 69 yards in 20-14 preseason victory at Dallas . . . he is only Dolphin receiver to have back-to-back 100-yard games twice, and he has six 100-yard games (two in each of last three seasons) . . . he led Dolphin receivers as 1974 rookie with 37 catches for 605 yards, and he won game ball at San Diego when he ignited comeback on 26-yard catch, 12-yard TD and 27-yard punt return . . . a competitor who shrugs off injury, in 1975 he was bothered by sprained toe, groin pull and bruised sternum so that he missed a week's practice but then caught six passes for 89 yards and TD in victory over Philadelphia . . . he exploded 89 yards for TD on opening kickoff of 1974 playoff at Oakland . . . a broken left leg caused him to miss five games in 1975 . . . third-round draftee, 78th player in 1974 . . . in first preseason game against Cincinnati, he caught TDs for 73 and 67 yards . . . "We've never seen a guy pick up things as quickly as Nat did," Shula said . . . he was freshman dropout at Tennessee-Martin and played basketball at Miami-Dade Community College South where coach touted him to University of Florida . . . he starred in 1972 for Gators with 845 yards rushing and 25 receptions for 351 yards . . . injuries jinxed him as senior, and after Dolphins selected him, he underwent knee surgery in May 1974 . . . born Nathaniel in Tallahassee, raised in Miami, he was All-City running back at Edison High in 1969 . . . younger brother Sonny is senior cornerback at Edison . . . Nat and wife Patricia live in North Miami with daughters Trellanee (3-30-70) and Natalie (11-3-77) . . . he is producer of "Jimmy G. International DJ's," a disco group.

## MOORE'S STATISTICS

	RUSHING					RECEIVING				
	G	Att.	Yds.	TD	LG	No.	Yds.	Avg.	TD	LG
1974	13	3	16	0	15	37	605	16.4	2	48
1975	14	8	69	0	36	40	705	17.6	4	79t
1976	10	4	35	0	21	33	625	18.9	4	67t
1977	14	14	89	1	24	52	765	14.7	12	73t
TOTAL	51	29	209	1	36	162	2700	16.7	22	79t
Playoffs	1	0	0	0	0	2	40	20.0	0	23

	PUNT RETURNS					KICKOFF RETURNS				
	FC No.	Yds.	Avg.	TD	LG	No.	Yds.	Avg.	TD	LG
1974	0	9	136	15.1	0 42	22	587	26.7	0	40
1975	2	8	80	10.0	0 29	9	243	27.0	0	42
1976	3	8	72	9.0	0 23	2	28	14.0	0	28
1977	(NONE)					(NONE)				
TOTAL	5	25	288	11.5	0 42	33	858	26.0	0	42
Playoffs	0	2	5	2.5	0 5	3	137	45.6	1	89t

**Additional** — Fumbles/Lost: 1-1 in 1974, 1-0 in 1975, 1-1 in 1976, none in 1977 for totals 3-2. Recovered Dolphin Fumble: one in 1974, 1975 and 1977. Passing: 1 of 1 for 31 yards 11-24-74 at NY Jets.



## WAYNE MOORE

**Offensive Tackle**

**79**

6-7, 265

Lamar University

9th Year

(Waive, 1970)

Born Aug. 17, 1945

His quiet application to task of consistent blocking has earned him as much respect among Dolphins as linemen with All-Pro credentials . . . he has started 46 consecutive games at left tackle since late 1974 season when he rejoined lineup after tedious rehabilitation of right knee . . . he was awarded game ball after quarterback Bob Griese's six-touchdown fusillade at St. Louis in 1977 . . . he missed two preseason games but demurred on surgery for partial tear of tricep in right arm, suffered while blocking Harvey Martin at Dallas . . . he ignored pain and kept San Francisco's Cedrick Hardman and Houston's Elvin Bethea from sacking Griese in Dolphins' 3-0 season start . . . giant of modesty, he was named to Pro Bowl in 1973 . . . "I have a job to do, and if we are going to win, I have to do it well," he says . . . he required surgery in January 1974 and was shelved until 12th game . . . Dolphins broke huddle and applauded him as he limped to sideline after starting comeback Dec. 2 against Cincinnati . . . he also tore ligaments in right knee in 1971 preseason and missed 13 games . . . he won position from Doug Crusan in 1972 . . . he has played in 82 games (93 including playoffs) . . . he didn't play college football but was All-Southland Conference basketball player for Lamar University in his native Beaumont, Tex. . . . he was free agent as tight end in 1969 at San Francisco and placed on taxi squad . . . 49ers tried to sneak him through waivers in 1970 by using first name Solomon and identifying him as defensive tackle, but Dolphin offensive line coach Monte Clark (a 49er in 1969) recognized name and claimed him . . . he and wife Verline (married 2-21-70) live in Miami with Wayne Jr. (8-6-71) and daughter Tamara (9-21-74) . . . he and teammate Tim Foley began summer camp at Boystown in June 1978 "to make youth aware of their own value and potential" . . . he also works with Fellowship of Christian Athletes, Dade Association of Occupational and Placement Specialists, Greater Miami Jaycees and Pro Athletes Outreach.



## ED NEWMAN

**Guard**

**64**

6-2, 245

Duke University

6th Year

(D6, 1973)

Born June 4, 1951

More than a valuable reserve, he has excelled in 16 starting assignments during five-year career . . . those include eight starts in 1976 and three starts in 1977 . . . intelligence, coachability, enormous strength, 4.7 seconds in 40-yard dash — he would be pounding path to All-Pro except that he is teammate of super guards Larry Little and Bob Kuechenberg . . . he signed three-year contract in 1977 after contemplating

move . . . "The coaches have demonstrated respect for me as a player," he said. "I want the Dolphins to be my first and last team" . . . he can bench-press almost 500 pounds with title of strongest Dolphin . . . his patience equals his ambition, and he channels aggressiveness into solid work on special teams . . . he started two games at left guard in 1977 when Kuechenberg was recovering from back injury and another at right guard when Little had sprained knee . . . he toiled four games at each guard position in 1976 when injuries forced adjustments . . . in 1974 he started four games when Kuechenberg subbed for injured Wayne Moore at left tackle, and he started 1973 finale when Little rested injured shoulder . . . his courage buoyed him in 1975 bout with cancer . . . malignant tumor on thyroid gland required two throat operations in January 1975, and tough regimen of weightlifting, distance bicycling and swimming restored his strength . . . "I'm no medical hero," he says, "but I think people can overcome problems with determination" . . . sixth-round draftee, 156th player in 1973 . . . All-Atlantic Coast Conference guard and defensive tackle at Duke and twice ACC heavyweight wrestling champion . . . born Edward Kenneth in New York, he played at Syosset High . . . B.S. in psychology . . . he and wife Cathy (married 1-23-77) live in Miami, and he has a cat named "Monte Clark" . . . he bolstered Dolphins' 1978 ticket campaign with many speaking appearances.



## DON NOTTINGHAM

**Fullback**

**36**

5-10, 210

Kent State

8th Year

(Trade, 1973)

Born June 28, 1949

A rolling keg of a fullback, he popped out of reserve role in 1977 and bashed 96 yards on 16 carries to earn game ball Oct. 16 against New York Jets . . . his thumping blocks also enabled Benny Malone to gain 105 yards that day . . . he was subbing for roommate Norm Bulaich who nursed a rib injury . . . "I've never been accused of having a lot of moves," Notts says. "I try to run at a guy and then veer so that I can tear through his arms" . . . he has more career touchdowns (37) than anybody on Dolphin roster, and 25 of those have been collected for Miami since Oct. 2, 1973 trade with Baltimore (running back Hubert Ginn for Nottingham and a sixth-round draft choice) . . . he was 341st and next-to-last player in 17th round of 1971 draft, and durable performer hasn't missed in 98 games (104 including playoffs) . . . "Human Bowling Ball" had cartilage removed from right knee in January 1978 . . . he delivered 12 tackles on special teams' duty in 1977 . . . a zealot on suicide squads, he volunteered to cover kickoffs in 1975 while he was gaining career-high 718 yards as starting fullback . . . "I've always maintained I'm a team player, and I'm happy any time I can contribute to a victory," he says . . . he made his way into NFL on special teams, blocking two punts in 1971 and returning a punt blocked by Ted Hendricks 20 yards for a touchdown Sept. 26, 1971 against Cleveland . . . his most memorable Dolphin TD was 23-yard burst with 19 seconds remaining for 38-25 victory over Buffalo Nov. 17, 1974 . . . in 1975 he produced consecutive 100-yard games at New England (16-120) and Green Bay (21-102), and a 56-yard ramble set up clinching TD against Buffalo . . . as Baltimore



rookie he gained 92 yards on 23 carries and scored two TDs against Cleveland in 1971 playoffs . . . he owned Kent State career rushing record with 2,515 yards, and as junior, he gained 275 yards against Dayton on way to 990 yards and 19 TDs . . . born Don Ray and raised in Ravenna, Ohio . . . he and wife Michelle (married 6-10-69) live in Cooper City, Fla., with son D.J. (8-30-70) and daughter Randi (1-25-72) . . . he sells insurance with an office in Coral Gables.

#### NOTTINGHAM'S STATISTICS

		RUSHING					No.	RECEIVING		
		G	Att.	Yds.	Avg.	TD		Yds.	TD	LG
1971	Balt	14	95	388	4.1	5	36	15	88	0 35
1972	Balt	14	123	466	3.8	3	25	25	191	0 27
1973	Balt	3	28	118	4.2	1	20	2	10	0 5
1973	Miami	11	24	134	5.6	0	30	1	16	0 16
1974	Miami	14	66	273	4.1	8	24	3	40	0 20
1975	Miami	14	168	718	4.3	12	56	9	66	0 18
1976	Miami	14	63	185	2.9	3	13	4	33	0 29
1977	Miami	14	44	214	4.9	2	13	8	58	0 16
Miami Total		67	365	1524	4.2	25	56	25	213	0 29
CAREER		98	611	2496	4.1	34	56	67	502	0 35
Playoffs		6	36	142	4.0	2	13	2	14	0 —

**Additional** — Kickoff Returns: 2-38 in 1972; 1-19 in 1973; 3-80, long 27 in 1975; 6-107, long 21 in 1976; 2-36, long 18 in 1977 for totals 14-280, average 20.0, long 27. Fumbles/Lost: 1-1 in 1973, 2-2 in 1974, 5-3 in 1975, 1-0 in 1976, 1-1 in 1977 for totals 10-7. Recovered Dolphin Fumble: 2 in 1975. Recovered Opponent Fumble: one in 1974.



#### WALLY PESUIT

Guard/Tackle

65

6-4½, 250

2nd Year

Born March 4, 1954

Kentucky

(FA, 1976)

A capable reserve lineman, he could help at guard or tackle in his second season with Dolphins . . . he started two games at left tackle in 1977 preseason when regular Wayne Moore suffered torn triceps muscle . . . Pesuit (pronounced peh-SOOT) needs time for experience to catch up with strength and enthusiasm . . . "He's a battler," Shula says. "What he lacks in technique he makes up for in sheer aggressiveness" . . . nicknamed "Dirt" . . . fifth-round draftee by Dallas, 151st player in 1976 . . . Cowboys waived him in September after tryout as defensive tackle . . . he was signed Oct. 28 by Atlanta, played in one game, then waived Nov. 2 . . . signed as free agent Dec. 7 with Dolphins but didn't play in final game of 1976 . . . he was football captain at Kentucky under Coach Fran Curci . . . he was champion wrestler and all-state lineman at Wintersville High in Steubenville, Ohio . . . born Walter George in Steubenville, Ohio



#### EARNEST RHONE

Linebacker

55

6-2, 212

3rd Year

Born Aug. 20, 1953

Henderson St.

(FA, 1975)

Surgery on both knees the past two seasons has been wrenching setback to a promising linebacker . . . he tore ligaments in left knee Oct. 9 at Baltimore and was placed on in-

jured reserve . . . he had successfully rehabilitated right knee after it was damaged Aug. 21, 1976 in preseason game at Tampa . . . quick on his feet and a rousing tackler, he will attempt comeback at Dolphin position deepest in talent . . . he played extensively at weakside linebacker in last four games of 1975 rookie season and produced 15 tackles (10 initial hits) against Buffalo . . . he made diving interception against New York Jets and grabbed a deflected pass at Chicago in 1975 . . . unheralded free agent from Henderson State impressed coaches with wicked hit in goal-line drill July 1975 . . . "It goes to show that when a guy walks in the door, whether he's a free agent or a No. 1 draft choice, he has an equal shot," Shula says . . . Rhone had 70 tackles as rookie . . . NAIA All-American while Reddies reached national title game against Texas A&I . . . born Earnest Calvin in Ogden, Ark., and raised there, he played at Rankin Street High in Ashdown, Ark. . . single.



#### GUY ROBERTS

Linebacker

59

6-1, 220

7th Year

Born June 12, 1950

Maryland

(FA, 1977)

His speed and solid hitting helped Dolphins on special teams on 1977 . . . he played in four of last six games after he was signed Nov. 10 as free agent . . . his six-year NFL career includes 48 games with Houston Oilers (1972-75), 14 games with Atlanta Falcons (1976) and four games with Miami for total of 66 . . . he tied Houston record for linebackers with four interceptions for 55 yards in 1973 with 1-13 Oilers . . . also had interception for Falcons . . . career totals of 5 interceptions and 4 fumble recoveries . . . he wore No. 56 until joining Dolphins . . . eighth-round draftee by Houston, 187th player in 1972 . . . he was traded Sept. 6, 1976 for Atlanta guard Dennis Havig . . . twice an All-Atlantic Coast Conference pick at Maryland as defensive end and middle linebacker, he played in Senior Bowl . . . born Guy Michael in North Babylon, N.Y. . . . he and wife Paula live in Missouri City, Texas, with their daughter Jana (1-18-69).



#### COUNCIL RUDOLPH

Defensive End

99

6-4, 255

7th year

Born Jan. 18, 1950

Kentucky State

(Trade, 1978)

A six-year veteran with Houston, St. Louis and Tampa Bay, he will bid for job among defensive linemen where Dolphins have had four knee operations since October 1977 . . . he was starter at left end in Tampa Bay's first two seasons, only player to start all 28 games . . . Buccaneers acquired him from St. Louis in 1976 expansion draft . . . seventh-round draftee by St. Louis in 1972, he has waived to Houston where he played 12 games . . . Cardinals reclaimed him in 1973 and he developed into starter for 1974 NFC East champions . . . he played in 32 games with Cardinals and had 18-yard interception return in 1975 . . . born and raised in Anniston, Ala., he was All-American honorable mention at Kentucky State . . . he and his wife Ann live in Tampa.



## LARRY SEIPLE

Punter/Tight End

20

6-0, 214

12th Year

Born Feb. 14, 1945

Kentucky

(D7, 1967)

A consistent punter and handyman on offense, he has logged more games with Dolphins than any other player and he shares a record of 11 seasons with quarterback Bob Griese and retired Howard Twilley . . . he has played in 149 games (160 including playoffs) . . . his 40-yard punting average counts 678 punts, and his best season was ranking fourth in AFC in 1973 with 42.3-yard average . . . he relinquished punting duty to rookie Mike Michel in fifth game of 1977 after pulling groin muscle, but he acquired job of holding for Garo Yepremian's placekicks and was backup tight end . . . his soaring punts allow good coverage by tacklers, and six times in his 11 years, opponents have averaged less than 6.5 yards per return . . . he had punt blocked by San Francisco's Dale Mitchell and recovered for 49ers touchdown in 1977 — Seiple's first unsuccessful attempt since 1971 . . . in 1975 he led AFC with 17 punts that terminated inside opponent's 20-yard line, and he had another 14 in 1976 . . . his longest punt was 73 yards against Pittsburgh Nov. 14, 1971 . . . he averaged 43 yards with seven punts in Super Bowl VII, and he hit 45.7 with eight punts at New Orleans Nov. 10 1974 . . . most memorable exploit was 37-yard run on faked punt against Pittsburgh in 1972 AFC Championship game which set up first Dolphin TD . . . he played tight end in 1969 and led Dolphins with 41 receptions for 577 yards and five TDs, and he caught 10 passes in both 1975 and 1976 as third-down halfback . . . bruised right knee sidelined him three games in 1972 but he has missed only five games in 11 years . . . he had cartilage removed from right knee in April 1976 . . . seventh-round draftee, 163rd player in 1967 . . . he was Kentucky fullback with 702 yards rushing and 1,134 yards on 55 receptions in his last two years . . . he averaged 40.5 yards punting for three years, and he scored 70-yard TD on 4th-and-42 faked punt against Mississippi in 1965 . . . born Larry Robert and raised in Allentown, Pa. . . he and wife Trudy (married 6-4-66) live in South Miami with daughters Keri Lynn (6-10-67) and Lori Ann (11-26-71) and son Larry (7-10-69) . . . he owns Yamaha motorcycle dealership and is partner in Dolphin Trophy World.

### SEIPLE'S PUNTING

	No.	Yds.	Avg.	Ret/Yds.	Avg.	Blkd.	LG	AFC Rank
1967	70	2909	41.6	41/268	6.5	1	70	7
1968	75	3044	40.6	28/250	8.9	0	60	10
1969	80	3263	40.8	26/94	3.6	2	66	7
1970	58	2392	41.2	20/241	12.1	0	67	9
1971	52	2087	40.1	26/101	4.1	1	73	10
1972	36	1437	39.9	13/70	5.4	0	54	9
1973	48	2031	42.3	28/182	6.5	0	57	4
1974	65	2511	38.6	42/259	6.2	0	60	10
1975	65	2506	38.6	34/373	11.0	0	61	10
1976	62	2366	38.2	34/272	8.0	0	56	12
1977	22	801	36.4	7/65	9.3	1	54	15
<b>TOTALS</b>	<b>633</b>	<b>25347</b>	<b>40.0</b>	<b>299/2175</b>	<b>7.3</b>	<b>5</b>	<b>73</b>	<b>—</b>
<b>Playoffs</b>	<b>45</b>	<b>1800</b>	<b>40.0</b>	<b>22/121</b>	<b>5.5</b>	<b>0</b>	<b>57</b>	<b>—</b>

**Additional** — Passing: 2 of 2, 61 yards, long 42 in 1967; 1 of 1, 8 yards in 1969. Kickoff Returns: 2-5, long 3 in 1970; 1-0 in 1973. Recovered Opponent Fumble: one in 1970. **Playoffs** — Rushed 37 yards on fake punt 12-31-72 at Pittsburgh.

## SEIPLE'S STATISTICS

	RUSHING				RECEIVING				
	Att.	Yds.	TD	LG	No.	Yds.	Avg.	TD	LG
1967	3	58	0	34	1	21	21.0	0	21
1968	5	42	0	32	7	69	9.9	1	20
1969	1	6	0	6	41	577	14.1	5	41t
1970	2	21	0	24	2	14	7.0	0	7
1971	1	14	0	14	1	32	32.0	0	32
1975	1	4	0	4	10	84	8.4	0	15
1976	3	14	0	7	10	138	13.8	1	25
1977	(NONE)				1	-1	-1.0	0	—
<b>TOTALS</b>	<b>16</b>	<b>159</b>	<b>0</b>	<b>34</b>	<b>72</b>	<b>935</b>	<b>13.0</b>	<b>7</b>	<b>41t</b>



## DON STROCK

Quarterback

10

6-5, 220

5th Year

Born Nov. 27, 1950

Virginia Tech

(D5, 1973)

A clipboard quarterback for five years, he represents insurance whose value goes unnoticed while Bob Griese avoids injury . . . he directed 14-play, 79-yard touchdown drive at St. Louis in only measurable playing time in 1977 . . . his '77 preseason performances — four touchdown passes in victories over Washington and Dallas — followed form he has shown in limited opportunities . . . "He's become more patient in the pocket," Shula noted. "He has the strength to throw deep, and he has the steam on the short passes" . . . he completed 26 of 54 passes (48.1 per cent) for 394 yards, 4 interceptions, 4 TDs in 1977 preseason . . . his only starting assignment in 1976 was 219-yard, two-TD output against Buffalo for 45-27 triumph . . . He also ran bootleg two yards for TD . . . "Patience is the only answer for my situation," Strock says . . . he was on spot in 12th game of 1975 when injuries had sidelined Griese and Earl Morrall, but in his first NFL start, he pegged 11 straight completions and two TDs in 12-of-15 marksmanship for 31-21 victory over Buffalo . . . he also swept four yards for TD and ran 13-yard naked reverse to set up field goal for 24-7 lead . . . he gained 18 yards on QB draw at Baltimore in overtime loss with AFC East title at stake in 1975 . . . fifth-round draftee, 111th player in 1973 . . . he spent '73 season on taxi squad after leading nation in passing at Virginia Tech . . . he completed 228 of 427 passes for 3,243 yards and 16 TDs, 27 interceptions during 1972 for 6-4-1 Gobblers . . . he completed 34 of 53 passes for 527 yards against Houston . . . outstanding offensive player in Blue-Gray game . . . fifth QB in 1973 draft behind Bert Jones, Gary Huff, Gary Keithley and Ron Jaworski . . . born Donald Joseph and raised in Pottstown, Pa. . . B.A. in distributive education . . . bachelor lives in Miami Springs.

### STROCK'S STATISTICS

	G	Att.	Comp.	Pct.	Yds.	Int.	TD	Tkld.	LG
(TAXI SQUAD)									
1973									
1974	1	0	0	0.0	0	0	0	0/0	—
1975	6	45	26	57.8	230	2	2	3/29	25
1976	4	47	21	44.7	359	2	3	4/41	53t
1977	4	4	2	50.0	12	1	0	0/0	9
<b>TOTALS</b>	<b>15</b>	<b>96</b>	<b>49</b>	<b>51.0</b>	<b>601</b>	<b>5</b>	<b>5</b>	<b>7/70</b>	<b>53t</b>

**Additional** — Rushing: 1-(-7) in 1974; 6-38, one TD, long 18 in 1975; 2-13, one TD, long 11 in 1976. Fumbles/Lost: 1-0 in 1975, 1-0 in 1976. Recovered Dolphin Fumble: one in 1975.



## NORRIS THOMAS

Cornerback

41

5-11, 175

2nd Year

Born May 3, 1954

Southern Miss

(D9, 1976)

A punishing tackler and tough one-on-one defender, he was biggest surprise among five Dolphin rookies on NFL All-Rookie defense in 1977 . . . he started last 10 games at left cornerback after Tim Foley shifted to strong safety . . . three interceptions for 23 yards, he also forced two fumbles, broke up 11 passes and blocked a field goal . . . Shula once remarked while reading weekly injury report, "He's always going to have something bruised — Whew! What a hitter!" . . . fifth-leading tackler with 95 stops (67 initial hits) . . . he recovered fumble on kickoff to set up clinching TD at Buffalo in season opener and also jarred football from grasp of Buffalo's Bob Chandler in memorable end-zone collision . . . other end-zone heroics included interception against San Diego and fumble recovery in 17-6 victory over Baltimore when he and fullback Leroy Harris were awarded game balls . . . "If you're my size (175 pounds) and you sit back and absorb all the blows, you'll get hurt," he says. "I've got to deliver the blow instead of waiting for people to hit me" . . . he wore No. 13 in preseason and intercepted Danny White for 29-yard touchdown at Dallas . . . "He can go as far as he wants to go," Shula says, "and he wants to go to the top" . . . he had lens pop out of glasses when tackling New England's Sam Cunningham, so he played remainder of Dec. 11 game with contact lenses . . . he wore contacts at Southern Mississippi, but irritation caused him to switch to eyeglasses as pro rookie . . . ninth-round draftee, 257th player in 1976, he was "mentally unprepared" for rigors of training camp and he quit during first week . . . he completed B.S. in therapeutic recreation while working in mental hospital, then was contacted by San Francisco in spring 1978 . . . he wrote to NFL and discovered Dolphins retained contract rights . . . six interceptions as three-year starter for Southern Miss, he was All-South Independent and played in Senior Bowl . . . nephew of former Kansas City cornerback Jim Marsalis although he considered Chiefs' cornerback Emmitt Thomas his idol . . . born Norris Lee in Pascagoula, Miss. his brothers Lynn and Pappy are defensive backs at University of Pittsburgh . . . he made numerous speaking appearances in Dolphin ticket-selling campaign in 1978.



## ANDRE TILLMAN

Tight End

87

6-5, 230

4th Year

Born Nov. 1, 1952

Texas Tech

(D2a, 1974)

He combines ruggedness with skilled hands for an ideal tight end in Dolphins' balanced offense . . . a three-year starter since taking job from Jim Mandich in 1975, his steady improvement is correlated to greater flexibility in right knee which required surgery in March 1974 . . . his 37-yard

touchdown catch at St. Louis was Bob Griese's record sixth TD in 55-14 rout and a textbook example of deep route by tight end . . . he bulldozed two defenders on 15-yard TD against Baltimore which gave Dolphins lead in 17-6 victory . . . "Exceptional sense of timing and good explosion," Shula says . . . he has caught 35 passes for 359 yards and three TDs, but his blocking was instrumental in Dolphins' ranking fifth in NFL in rushing in 1977 . . . "As the seasons pass, more and more comes naturally and you can put more pop in your blocks," he says . . . good concentration in catching football while being jostled, he possesses hands which if a pianist would span almost two octaves . . . he snared five-yard TD pass at New England in 1976 . . . second-round draftee, 38th player in 1974 . . . he injured knee while lifting weights in July 1973 but he gained All-America honors as Texas Tech's leading receiver with 26 catches for 428 yards and five TDs . . . Red Raiders defeated Tennessee in Gator Bowl for 10-1 record . . . surgery was recommended after he reported to rookie camp . . . born and raised in Dallas, he was defensive lineman at Hamilton Park High . . . bachelor lives in Dallas.

### TILLMAN'S STATISTICS

	G	No.	Yds.	Avg.	TD	Long
1974						
1975	14	5	60	12.0	0	16
1976	14	13	130	10.0	1	16
1977	14	17	169	10.0	2	37t
TOTALS	42	35	359	10.3	3	37t

Additional — Kickoff Return 1-0 in 1976. Fumbles/Lost: none in 1975, none in 1976, 1-1 in 1977.



## STEVE TOWLE

Linebacker

56

6-2, 233

4th Year

Born Oct. 23, 1953

Kansas

(D6, 1975)

As the Dolphins' leading tackler and pulveriser for all three pro seasons, he has All-Pro ambitions . . . quick explosiveness is apparent in goal-line and short-yardage defense . . . he had Dolphin record 217 wallops in 1976 — 15.5 tackles per game — after he had set mark of 164 tackles as rookie . . . in 1976 shutout of New York Jets, he jarred loose three fumbles and recovered another . . . "That middleman Towle is an unbelievable player. He's going to be a terror," O.J. Simpson said . . . injuries shortened Towle's third season after collecting 138 tackles (75 initial hits) . . . he bruised ribs and twisted right knee in 10th game, but he lined up for AFC East showdown with Baltimore only to suffer right shoulder separation after 18-yard fumble return . . . he participated in 18 tackles in season-opening shutout at Buffalo, and he was awarded game ball in 17-5 triumph over New England . . . "We expect the same type of leadership from him that Nick Buoniconti gave us in the Super Bowl years," Shula says . . . Towle calls signals and makes defensive adjustments on line . . . "The best way to lead is by example," he says. "It's just a matter of being able to handle any situation, having composure to do it" . . . in 1976 he made initial hit three times in goal-line stand at Pittsburgh when he took part in 22 tackles . . . only interception was 16-yard return of deflected pass against Jets in 1975 . . . as rookie, he emerged as Dolphins' fourth linebacker,

used inside with Mike Kolen in 3-4 defense . . . Dolphins used primarily 4-3 alignment in 1975 and 1976 with Towle in middle last four games of 1975 and all 14 games in 1976 . . . sixth-round draftee, 143rd player in 1975 . . . All-Big Eight linebacker at Kansas with school record 155 tackles in 1974 . . . he had 25 tackles against Colorado on day full-grown buffalo mascot "Ralphie" chased him length of the field in pregame mishap . . . born Steven Richards in Kansas City, Kan., he played at Shawnee Mission West High in Prairie Village, Kan. . . CB radio moniker is "Tackling Dummy" . . . bachelor lives in Fort Lauderdale and is sports representative for U.S. Tobacco . . . Read-a-Thon chairman for Southeast Florida chapter of Multiple Sclerosis.

#### TOWLE'S STATISTICS

	G	Tack.	Asst.	Total	Opp. Fum.	QB Sack	Int.	Yds.
1975	14	90	74	164	—	—	1	16
1976	14	131	86	217	1	1	—	—
1977	12	75	63	138	2	—	—	—
TOTALS	40	296	223	519	3	1	1	16

Additional — Returned Fumble 18 yards 12-5-77 vs. Baltimore.



### RICK VOLK

Free Safety

21

6-3, 195

12th Year

Born March 15, 1945

Michigan  
(FA, 1977)

His intelligent pass coverage and eager tackling could be assets in Dolphin secondary as Volk aims for 12th pro season . . . three-time Pro Bowl selection (1967, 1969, 1971) with Baltimore Colts, he came to Miami as free agent last Nov. 21 and activated when safety Charlie Babb suffered broken collarbone . . . Volk played in three games, participated in 11 tackles at New England and had end-zone interception as starter in finale against Buffalo . . . still runs 4.8 in 40-yard dash . . . he has 34 career interceptions for 532 yards including 94-yard touchdown as rookie Oct. 8, 1967 at Chicago . . . also 12 fumble recoveries for total of 46 takeaways . . . biggest interception came in Super Bowl V when he returned Craig Morton's pass 30 yards to three-yard line, setting up tying TD on way to 16-13 victory by Colts . . . he also played in Super Bowl III and was knocked unconscious while tackling New York Jets fullback Matt Snell . . . nine tackles and an interception in 1970 AFC Championship game against Oakland . . . two interceptions in 20-3 playoff win at Cleveland in 1971 . . . he has played in 134 games (142 including playoffs), and he missed only three games in nine-year stint with Colts (1967-75) . . . consensus All-Pro in 1971 and an All-NFL pick by Newspaper Enterprise Association in 1968 . . . he returned 84 punts for 548 yards for Colts . . . in 1976 he was waived by Baltimore in May, by Denver in August and by Miami Sept. 2 after five days when Dolphins were waiting for trade acquisition Bryant Salter to report . . . he joined New York Giants as free agent Oct. 15, 1976 and had two interceptions and 59 tackles in eight games . . . he was cut by Giants Sept. 8, 1977 and received call from Dolphins 10 weeks later . . . he was All-America defensive back at Michigan in 1966 and a teammate of Bob Griese, Bob Matheson and Mike Current in 1967

College All-Star game . . . nephew of Michigan tailback Bob Chappius, runnerup to Johnny Lujack in 1947 Heisman Trophy voting . . . born Richard Robert in Toledo, Ohio, with a twin sister . . . he played at Wauseon High . . . he and wife Charlene (married 6-10-67) live in Glen Arm, Md., with three children Eric (9-17-68), Brian (9-29-72) and Lauren (3-2-76) . . . he has been auto manufacturer's representative for nine years.

#### VOLK'S STATISTICS

	INTERCEPTIONS				PUNT RETURNS				
	G	No.	Yds.	LG	No.	FC	Yds.	Avg.	LG
1967	14	6	145	94t	11	4	88	8.0	24
1968	14	6	154	90	25	7	198	7.9	24
1969	14	4	36	23	10	6	58	5.8	14
1970	12	4	61	31	3	4	15	5.0	6
1971	14	4	36	21	22	20	118	5.4	18
1972	14	4	86	23	5	7	25	5.0	8
1973	14	1	0	—	7	7	45	6.4	13
1974	14	2	0	—	1	0	1	1.0	1
1975	13	0	0	—					
1976	8	2	14	11			(NONE)		
1977	3	1	0	—			(NONE)		
Totals	134	34	532	94t	84	55	548	6.5	24

Touchdowns — Interception 94 yards 10-8-67 at Chicago.

Additional — Recovered Opponent Fumble: 2 in 1969, 1970 and 1971; one in 1972; 3 in 1973; one in 1974 and 1976 for total of 12. Kickoff Returns: 2-16 in 1973.



### DELVIN WILLIAMS

Running Back

24

6-0, 197

5th Year

Born April 17, 1951

Kansas  
(Trade, 1977)

A sensational glider with game-breaking speed, he will inject more explosiveness into Dolphin running attack . . . he gained more than 2,100 yards rushing in past two seasons at San Francisco and was traded April 17 to Miami . . . 49ers received Dolphins' first and fifth draft picks plus wide receiver Freddie Solomon and safety Vern Roberson . . . he ranked third in NFL in 1976, behind only Walter Payton and O.J. Simpson, when he set 49ers record of 1,203 yards in 248 carries, and his 4.9 yards per carry led NFC . . . his encore was 931-yard effort in 1977, but 49ers' acquisition of Simpson March 24 made Williams expendable . . . he was traded on his 27th birthday . . . he covers 40-yard dash in 4.5 seconds . . . "An experienced player who has proven himself as a ballcarrier, as a receiver and as a blocker," Shula says. "He's an exciting breakaway runner" . . . he has caught 80 passes for 812 yards and five touchdowns in last three seasons . . . he has 10 games of more than 100 yards rushing (two in 1975, five in 1976, three in 1977) . . . Pro Bowl in 1976 when he broke 49ers' rushing mark set by Joe (The Jet) Perry in 1954 . . . in consecutive games against St. Louis (Oct. 31) and Washington (Nov. 7) in 1976, he gained 194 and 180 yards, respectively, but despite 481 yards total offense and six TDs by Williams, San Francisco lost both games . . . he bolted for TDs of 80 and 85 yards (latter a pass play) against Redskins . . . he had 82 yards on 15 carries including 40-yard spurt in 19-15 loss to Dolphins in 1977 . . . "He's going to think he's in heaven when he gets behind the Dolphin line," former 49ers coach Monte Clark said . . . he romped 153 yards and team-

mate Wilbur Jackson gained 156 yards Nov. 29, 1976, in 20-16 victory over Minnesota — only third time in NFL history that two in same backfield topped 150 yards . . . he was slowed by broken wrist as 1974 rookie and broke 71-yard TD against Oakland Oct. 27 . . . he started 12 games as pro sophomore and paced 49ers with 631 yards . . . second-round draftee, 49th player in 1974 two turns after Dolphins selected Benny Malone . . . he and Dolphin linebacker Steve Towle were teammates at Kansas for 7-4-1 Jayhawks in 1973 . . . Williams gained 762 yards rushing and caught 33 passes for 253 yards — 1,015 combined yards — and 10 TDs as senior . . . career totals of 1,623 yards and 367 carries . . . he set records of 1,806 yards and 26 TDs at Kashmere High in Houston in 1970 including 296 yards in one game . . . born Delvin Jr. in Houston, he lives in Los Altos Hills, Calif., and works in bank public relations.

### WILLIAMS' STATISTICS

	RUSHING						RECEIVING			
	G	Att.	Yds.	Avg.	TD	LG	No.	Yds.	TD	LG
1974	13	36	201	5.6	3	71	1	9	0	9
1975	14	117	631	5.4	3	52	34	370	1	30
1976	13	248	1203	4.9	7	80t	27	283	2	85t
1977	14	268	931	3.5	7	40	20	179	2	17
<b>TOTALS</b>	<b>54</b>	<b>669</b>	<b>2966</b>	<b>4.4</b>	<b>20</b>	<b>80t</b>	<b>82</b>	<b>841</b>	<b>5</b>	<b>85t</b>

**Additional** — Kickoff Returns: 1-24 in 1975; 1-9 in 1977. Fumbles: 2 in 1974, one in 1975, 6 in 1976, 3 in 1977 for total of 12. Recovered 49ers Fumble: one in 1975, 2 in 1976. Passing: 1 of 1 for 18 yards in 1976; 0 for 1, one intercepted in 1977.



### GARO YEPREMIAN

#### Placekicker

1

5-8, 175

No College

11th Year

(FA, 1970)

Born June 2, 1944

The all-time scoring leader of the Dolphins, elfin kicker could hit the 1,000-point mark before hanging up his left shoe . . . he is runnerup on the NFL all-time chart for field-goal accuracy with 65.2 per cent success (161 of 247) while Don Cockroft of Cleveland leads with 66.9 per cent (164 of 245) and Jan Stenerud of Kansas City is third at 64.5 per cent (247 of 383) . . . he has scored 732 points for Dolphins in eight seasons and 810 points in 10-year career which began with Detroit in 1966 . . . he is tied for 15th place with Cockroft on all-time scoring list while Pittsburgh's Roy Gerela has 814 points . . . all three should overtake Don Hutson (823), Pete Gogolak (863) and Bobby Waltston (881) approaching Top 10 in 1978 . . . Yepremian pulled right hamstring in '77 training camp and re-injured it in second game after booting field goals of 32 and 37 yards in opening 13-0 victory at Buffalo . . . he endured slump of six consecutive misses but finished 10-of-22 season with 48-yarder against Buffalo . . . in two seasons prior to injury, he converted 74.4 per cent (29 of 39) . . . he wears smallest shoe among Dolphins, size 7½ . . . he kicked 15 consecutive field goals in 11-game span of 1974 and 1975 and had streak of 125 conversions (18 in playoff games) from 1972 to 1974 . . . he also owns consecutive records of 122 games played and 116 games scoring, both streaks entering

1978 . . . he won Golden Toe Award from Pro Football Weekly in 1971 as he led NFL with 117 points and 28 field goals in 40 tries . . . he has outstanding 82.2 per cent accuracy (106 of 129) on Dolphin attempts inside 39-line . . . most famous for 37-yard field goal in second overtime which ended 1971 playoff classic at Kansas City — pro football's longest game . . . longest field goal was 54-yarder on Poly-Turf at Orange Bowl Oct. 22, 1972 against Buffalo . . . in playoff games he has string of seven FGs intact (50, 46, 42, 26, 28 and 33, 46) in 1973 and 1974 . . . he capped All-Pro season in 1973 by kicking five FGs in Pro Bowl including winning 42-yarder in final seconds . . . that prompted rules change that moved goal posts back 10 yards . . . "Getting beat by Garo is a little like getting mugged by Little Red Riding Hood, or getting bit by your own Pekingese," one columnist wrote . . . he was free agent with Detroit and set NFL record with six FGs in eight attempts Nov. 13, 1966 against Minnesota . . . he was waived by Lions in 1968 and was making neckties in basement of Michigan home when Dolphins signed him in 1970 to challenge incumbent Karl Kremser . . . born Garabed Sarkis and raised in Larnaca, Cyprus, he attended American missionary school before emigrating to Frankton, Ind. . . he and wife Maritza (married 6-17-71) live in Miami with sons Garo Jr. (7-28-74) and Azad (1-27-77) . . . an excellent tennis and ping-pong player . . . owns Garo's Superburger restaurant in Hollywood, Fla., and also restores old cars . . . he is honorary chairman of National Hemophilia Foundation.

### YEPREMIAN'S STATISTICS

		PAT		FG		Long	Points
			Pct.		Pct.		
1966	Detroit	11-11	.591	13-22	.591	44	50
1967	Detroit	22-23	.333	2-6	.333	33	28
1970	Miami	31-31	.759	22-29	.759	47	97
1971	Miami	33-33	.700	28-40	.700	48	117
1972	Miami	43-45	.649	24-37	.649	54	115
1973	Miami	38-38	.676	25-37	.676	53	113
1974	Miami	43-43	.533	8-15	.533	43	67
1975	Miami	40-46	.813	13-16	.813	40	79
1976	Miami	29-31	.696	16-23	.696	53	77
1977	Miami	37-41	.455	10-22	.455	48	67
<b>DETROIT TOTAL</b>		<b>33-34</b>	<b>.536</b>	<b>15-28</b>	<b>.536</b>	<b>44</b>	<b>78</b>
<b>MIAMI TOTAL</b>		<b>294-308</b>	<b>.667</b>	<b>146-219</b>	<b>.667</b>	<b>54</b>	<b>732</b>
<b>CAREER TOTAL</b>		<b>327-342</b>	<b>.652</b>	<b>161-247</b>	<b>.652</b>	<b>54</b>	<b>810</b>
<b>Playoffs</b>		<b>26-27</b>	<b>.632</b>	<b>12-19</b>	<b>.632</b>	<b>50</b>	<b>47</b>

**Additional** — Recovered Dolphin Fumble: one in 1970.

### FIELD-GOAL ACCURACY

Year	1-19	20-29	30-39	40-49	50-Plus	Total	Pct.
1966	3-4	5-5	4-5	1-7	0-1	13-22	.591
1967	0-0	1-1	1-3	0-2	0-0	2-6	.333
1970	4-4	2-3	5-6	11-15	0-1	22-29	.759
1971	7-7	8-8	6-11	7-12	0-2	28-40	.700
1972	7-7	3-3	7-8	4-11	3-8	24-37	.649
1973	5-5	8-10	6-9	5-9	1-4	25-37	.676
1974	0-1	4-5	2-3	2-4	0-2	8-15	.533
1975	1-1	5-5	6-7	1-2	0-1	13-16	.813
1976	0-0	9-10	2-4	4-8	1-1	16-23	.696
1977	0-0	3-4	5-7	2-9	0-2	10-22	.455
<b>TOTAL</b>	<b>27-29</b>	<b>48-54</b>	<b>44-63</b>	<b>37-79</b>	<b>5-22</b>	<b>161-247</b>	<b>.652</b>



## STEVE YOUNG

Offensive Tackle

74

6-8, 263


3rd Year

Born July 8, 1953

Colorado  
(Trade, 1977)

He has developed more upper-body strength with offseason conditioning, and he could battle for starting position . . . he was acquired for fifth-round draft pick in Aug. 30, 1977 trade with Tampa Bay three weeks after Dolphins got right tackle Mike Current from Buccaneers . . . as rookie, Young started 12 games at left tackle for winless Tampa Bay . . . he was pressed into lineup after knee injury to Dave Reavis . . . nicknamed "Tree" for his 6-foot-8 height, he was penalized for using Tampa teammate for springboard to block Dolphin field-goal attempt Oct. 24, 1976 in 23-20 Miami victory . . . he played on special teams in all 14 games last season and blocked a conversion attempt at San Francisco . . . third-round draftee by Tampa Bay, 61st player in 1976 . . . he was one of 10 Colorado players drafted by NFL after 9-2 season in 1975 . . . Academic All-American with B.S. in physical education . . . he played in Senior Bowl . . . he received Regiment Award voted by Colorado teammates for unsung hero . . . born Steven Russell in Spokane, Wash., he played for Chaffey High in Ontario, Calif. . . he and wife Gayle (married 8-2-75) live in Tampa where he has worked with mentally-retarded youth.

### FINAL TRIBUTE



DICK ANDERSON



MIKE KOLEN

On opposite sides of the defensive alignment, like bumper rails on a pinball machine, they were enforcers of the No-Name Defense which captured two Super Bowl crowns.

They hit with concussive force.

**Dick Anderson**, strongside safety for nine seasons, was a sly opportunist in his pass coverage. Five times he turned interceptions into touchdowns, and his 62-yard express against Baltimore in the 1971 AFC Championship game will endure as possibly the most memorable single play in Dolphin history.

He was an All-Pro selection three times, and in 1973, he was named NFL Defensive Player of the Year — the highest honor ever bestowed on a Dolphin defender. Anderson swiped four passes, returning two for TDs, in a 1973 clash with Pittsburgh. No Dolphin has scored with an interception since the night he ravaged the Steelers.

**Mike Kolen**, weakside linebacker who arrived as a longshot rookie in 1970, was the 289th player drafted that year. He quickly won a reputation as a thumping tackler and the nickname "Captain Crunch."

He didn't wear his Christian faith on his sleeve, but by his example, the message was unmistakable. Kolen brought humanness to the huddle: once in 1975, he broke up a pass with a ferocious blindside tackle, then knelt over the fallen opponent until trainers revived him.

Anderson and Kolen played their final games for the Dolphins in 1977, and the new centurions can only hope to have as significant an impact.



Benjamin



Smith



Cefalo

## DOLPHINS 1978 DRAFTEES

**2 Guy Benjamin QB 6-3 1/4 210** Stanford

Consensus All-American quarterback, he has pro-style experience as dropback passer . . . third quarterback and 51st player in draft . . . he established Stanford record of 60.6 percent completions by connecting on 511 of 844 passes . . . as senior, he completed 63.1 percent of passes and led the nation with 2,790 yards . . . accuracy was 208 of 330 with 19 touchdowns, plus 23 of 36 passes for 269 yards and three TDs in Stanford's 24-14 victory over Louisiana State in Sun Bowl . . . his 48 TDs were only four TDs short of record by Jim Plunkett . . . highest-drafted Dolphin quarterback since Don Strock in 1973 after Strock led nation in passing (3,243 yards) for Virginia Tech . . . Academic All-American with A.B. in political science . . . born Guy Emory in Hollywood Ca., June 27, 1955, he starred at James Monroe High in Sepulveda, Ca.

### BENJAMIN'S CAREER STATISTICS

Year	G	Att.	Comp.	Pct.	Yards	TDs	Intc.
1974	5	48	31	64.6	397	4	3
1975	8	135	79	58.5	1046	10	8
1976	9	295	170	57.6	1982	12	17
1977	11	366	231	63.1	2790	22	15
Totals	33	844	511	60.6	6215	48	43

**3a Lyman Smith DT 6-5 1/2 250** Duke

He developed into an outstanding pass rusher and should continue improvement . . . 64th player in draft . . . "Big, strong kid and very intelligent," says Chuck Connor, Director of Player Personnel and compares him to 1977 Dolphin rookie linemen A.J. Duhe and Bob Baumhower . . . he already has earned acceptance to Duke's medical school . . . capable at end or tackle . . . he missed last three games in 1977 with knee injury but played in East-West Shrine, Hula Bowl and Japan Bowl . . . he participated in 78 tackles, including 8 for losses, and he recovered two fumbles . . . he had 77 tackles as junior . . . "Without a doubt as fine a defensive lineman as I've had in my seven years at Duke," said Coach Mike McGee . . . born Lyman Scott-William on Sept. 24, 1956 in Portland, Ore., his father played tackle at Portland University and was drafted by Los Angeles Rams . . . Lyman was standout at North Shore High in Glen Head, N.Y.

**3b Jimmy Cefalo WR 6-0 188** Penn State

An exceptional punt returner and receiver, he led nation with 13.7-yard average on punt returns and two touchdowns in 1977 . . . 81st player in draft . . . he caught 56 passes for 1,058 yards and seven TDs in career . . . as senior, he had 28 receptions for 507 yards (18.1 average) and five TDs while returning 18 punts for 247 yards . . . he wears Dolphin number worn by Howard Twilley . . . one of top five rushers in Pennsylvania high school history, as freshman tailback he was MVP in 1975 Cotton Bowl with 55 yards rushing, 102 yards on three catches and two TDs in 41-20 victory over Baylor . . . his 67-yard punt return aided 42-30 victory over Arizona State in Fiesta Bowl, and he was named MVP in both Hula Bowl and Japan Bowl . . . he gave football clinics to mentally-retarded youngsters in summer 1977 . . . he authored book "Do We Love It?" about his recruiting experience and Penn State career . . . born James Carmen in Pittston, Pa., Oct. 6, 1956, he rushed for 4,449 yards in three seasons at Pittston Area High and ran 100 in 9.8 and 220 in 22.2.



Small



Laakso



Burgmeler

**4a Gerald Small CB 5-11 187 San Jose State**

He was rated by some scouts as a first-round pick but missed five games with separated left shoulder in 1977 . . . 93rd player in draft . . . swiftest of Dolphin rookies, he covered 40-yard dash in 4.45 seconds . . . he did excellent job of coverage in Senior Bowl against Florida's Wes Chandler, first-round pick of New Orleans Saints . . . 12 career interceptions for 239 yards . . . he could return punts for Dolphins although he handled only four for 19 yards in college . . . outstanding sophomore season with seven interceptions for 104 yards and two touchdowns . . . Spartans went 9-2 that '75 season and Dolphin linebacker Kim Bokamper was defensive end . . . he had 48 tackles in both sophomore and junior seasons, 30 tackles as senior . . . three-time All-Pacific Coast Athletic Association choice . . . also played in East-West Shrine game . . . born Gerald David on Aug. 10, 1956 in Washington, D.C., and played at Desert High, Edwards Air Force Base, Calif.

**4b Eric Laakso OT 6-4 265 Tulane**

He could become much-needed young tackle for depth in Dolphin line . . . 106th player in draft . . . "Excellent feet for pass-blocking potential, good enough speed and body control to play guard," says Chuck Connor, Director of Player Personnel . . . he was All-American honorable mention by Associated Press . . . All-South Independent team . . . born Eric Henry on Nov. 29, 1956 in New York City, he starred in football and track at Killingly High in Danielson, Ct. . . father was soccer player in Finland . . . B.S. in geology.

**5 Ted Burgmeler CB-S 5-10 185 Notre Dame**

A proven hitter with exceptional strength, he has sure hands as interceptor and punt returner . . . 111th player in draft . . . he impressed Dolphins in strength tests with 305-pound bench press, 56 dips and 35 chin-ups . . . possesses 4.6-second speed in 40-yard dash . . . a key figure in national champion Notre Dame's 49-19 rout of Southern Cal in 1977, he had 37-yard interception return, passed for two-point conversion when center snap bounced short, and ran 21 yards on fake field-goal attempt to set up touchdown . . . had six interceptions (four as senior) and returned 53 punts for 318 yards in Fighting Irish career . . . he collected 54 tackles as senior . . . he was split end as sophomore (10 receptions) and had 80-yard TD against North Carolina . . . he was rollout quarterback at Wahlert Catholic High in Dubuque, Iowa, and he held Iowa State meet record of 15 feet in pole vault . . . all-state in football, basketball and track . . . born Ted Joseph on Nov. 8, 1955 in Dubuque, Iowa, and lives in East Dubuque, Ill. . . B.B.A. in finance . . . he and wife Julie (married 7-22-77) have a son Christopher (4-26-78)



Betters



Baldischwiler



Henry



Clancy



Hardy



Dennard

**6 Doug Betters DE 6-7 250 Nevada/Reno**

His great size and quickness helped him collect 10 quarterback sacks at left end for 8-3 Wolf Pack in 1977 . . . 163rd player in draft . . . he led team with 82 tackles, also recovered four fumbles and caused four others . . . he had two sacks and forced QB into two interceptions in 28-10 upset of Big Sky champion Boise State . . . "Excellent pass-rush potential," Chuck Connor says. "He can get up the field" . . . runs 40-yard dash in 5-flat . . . he played three years as defensive tackle at Montana, then followed defensive coordinator John Smith to Nevada-Reno for senior year . . . born Doug L. on June 11, 1956 in Lincoln, Neb., he played at Arlington High in Arlington Heights, Ill. . . enjoys snow skiing.

**7a Karl Baldischwiler T 6-4 267 Oklahoma**

A big, strong blocker with good potential to learn pass protection after playing left tackle in Wishbone offense . . . 178th player in draft . . . bearded Oklahoman was All-Big Eight and All-American honorable mention by Associated Press . . . three-year starter on teams which beat Michigan in 1976 Orange Bowl, Wyoming in 1977 Fiesta Bowl and lost to Arkansas in 1978 Orange Bowl . . . co-captain with running back Elvis Peacock and safety Zac Henderson . . . "most consistent blocker on the line," Oklahoma assistant Gene Hochevar said . . . Sooners led nation in rushing with 329 yards per game and crushed Nebraska, 38-7, and Colorado, 52-13 . . . born John Karl on Jan. 19, 1956, he was all-state at Okmulgee High . . . he and wife Debra (married 3-11-78) live in Norman, Okla. . . he was national 10-year-old winner of Punt, Pass & Kick in 1965.

**7b Lloyd Henry WR 6-3 208 N.E. Missouri**

A big-play receiver who caught 22 touchdown passes for Northeast Missouri, he was twice Little All-America honorable mention . . . 190th player in draft . . . three-year starter for Bulldogs, he had 112 receptions for 1,674 yards while team posted 20-10-1 record . . . he grabbed three TD passes from quarterback Steve Rampy against Central Missouri in 1977, and he caught 11 passes in another game . . . consistent performer with 43 catches for 692 yards, 6 TDs as sophomore; 33 catches for 447 yards, 7 TDs as junior; 36 catches for 535 yards, 9 TDs as senior . . . he transferred to Kirksville, Mo., school from Indian Hills Community College in Iowa . . . born Lloyd Jr. on Dec. 7, 1955 in Waterloo, Iowa, he earned all-state honors at Waterloo West High . . . majored in law enforcement and corrections.



Moore



Kenney

**8 Sean Clancy LB 6-3½ 218 Amherst**

He is rated "one of the quickest, hardest-hitting defensive players" ever to play for Jim Ostendarp, the Amherst coach who recommended free-agent linebacker Doug Swift to Dolphins in 1970 . . . 217th player in draft . . . impressive speed of 4.8 seconds in 40-yard dash, he has good growth potential on 6-foot-3½ frame . . . he blocked three field goals, recovered six fumbles and intercepted a pass in 1977 as co-captain of the Lord Jeffs (5-2-1) . . . born Sean Matthew on Oct. 22, 1956, in Manhasset, N.Y., son of Villanova discus thrower who represented Ireland in 1948 Olympics . . . he placed third in Nassau County physical fitness competition while at Chaminade High in Mineola, N.Y. . . . also played lacrosse at Amherst . . . B.A. in American history and president of Delta Upsilon fraternity.

**9 Bruce Hardy TE 6-4 235 Arizona State**

A versatile athlete with good hands, he will compete for backup job after Dolphins' trade of Jim Mandich . . . 247th player in draft . . . he caught 47 passes for 547 yards and two touchdowns in three seasons after switching from quarterback to tight end . . . as senior, he was Sun Devils' second-leading receiver with 19 catches for 269 yards (14.2-yard average) including a 39-yarder, and Dolphin scouts liked him in Can-Am Bowl . . . four-year letterman, he completed five of 11 passes for 67 yards as starting quarterback in opener of sophomore season but then changed positions . . . strong runner who may get a look at fullback . . . he was rated nation's outstanding prep athlete in April 29, 1974 Sports Illustrated cover story after being named Utah's football and basketball Most Valuable Player in both junior and senior years at Bingham High in Copperton . . . also twice all-state in baseball . . . he scored 1,150 points in three-year basketball career . . . born Bruce Alan on June 1, 1955 in Murray, Utah.

**10 Mark Dennard C 6-1 250 Texas A&M**

A late-round "find" with exceptional strength and quickness, he could be asset on special teams while learning position behind All-Pro Jim Langer . . . 274th player in draft . . . Dolphin scouts were impressed by his handling of Minnesota middle linebacker Mike Hunt in Senior Bowl . . . real hustler in Texas A&M's Wishbone offense, he was switched from guard to center as sophomore . . . All-Southwest Conference performer with 5-flat speed in 40-yard dash . . . Academic All-America as junior and an All-America honorable mention . . . B.A. in marketing . . . born Mark Wesley on Nov. 2, 1955 in Bay City, Tex., he was football and baseball standout at Bay City High.

**12a Mike Moore RB 6-0 198 Middle Tenn.**

He was durable and productive runner with outstanding tackle-breaking ability in three 1,000-yard seasons at Middle Tennessee . . . 331st player in draft . . . "A good runner in traffic with good balance," says Chuck Connor, director of player personnel . . . he runs 40-yard dash in 4.75 seconds . . . dazzling career totals of 3,730 yards on 807 carries and 23 touchdowns, he was twice Ohio Valley Conference offensive player of year . . . tireless with 38 carries for 130 yards against Austin Peay in 1977 . . . he popped 1,247 yards on 212 carries, 7 TDs as sophomore; 1,188 yards on 249 carries, 9 TDs as junior; and 1,067 yards on 296 carries, 8 TDs as senior . . . he averaged 269 carries per season . . . born Michael Allen on Sept. 7, 1956 in Chattanooga, Tenn., he played at Brainerd High . . . B.S. in history . . . youngest of seven children, both parents deceased.

**12b Bill Kenney QB 6-4 213 N. Colorado**

He has size and arm strength of pro quarterback . . . 333rd and next-to-last player in draft . . . he completed 97 of 226 passes for 1,264 yards and seven touchdowns, 10 interceptions as senior for 3-7 Bears . . . best effort was 245-yard, 19-of-39 performance in 24-20 loss to Northern Michigan . . . as junior, he played tight end with 17 receptions for 190 yards and two TDs and subbed at quarterback in two games, completing 18 of 40 passes for 232 yards and two TDs . . . he played last two games in 1976 despite broken hand . . . he had spent two years at Arizona State and one year at Saddleback Junior College in Mission Viejo, Calif., before transferring to UNC . . . born William Patrick on Jan. 20, 1955 in San Francisco, he played at San Clemente High . . . B.S. in business management.



Guy Benjamin, Stanford Marksman With 48 TDs



# MIAMI DOLPHINS 1978 VETERAN ROSTER

## Numerical Roster

No.	Name	Pos.	Ht.	Wt.	NFL Exp.	Birth-date	College	Residence	Games in '77
1	Garro Yepremian, K								
10	Don Strock, QB	DE	6-2½	250	2	11/12/55	Rutgers	Plainfield, N.J.	14
12	Bob Griese, QB	WR	5-9	182	2	1/10/55	Bethune-Cookman	Apopka, Fla.	11
17	Mike Michel, P-K	S	6-0	190	7	2/4/50	Memphis State	Plantation, Fla.	6
20	Larry Seiple, P-TE	LB	6-6	235	7	9/27/49	Louisville	Tampa, Fla.	8
21	Rick Volk, S	DT	6-4	255	6	7/12/51	Princeton	Medina, Oh.	3
24	Delvin Williams, RB	DT	6-5	258	2	8/4/55	Alabama	Northport, Ala.	14
25	Tim Foley, S-CB	LB	6-6	245	2	9/25/54	San Jose State	Ft. Lauderdale, Fla.	14
27	Gary Davis, RB	RB	6-1	212	9	12/25/46	Texas Christian	Bedford, Tex.	14
31	Norm Bulaich, RB	LB	6-1	220	4	11/10/53	Tulane	Hammond, La.	14
32	Benny Malone, RB	CB	5-9	178	2	7/27/52	Bethune-Cookman	Hallandale, Fla.	13
36	Don Nottingham, RB	T	6-4	270	12	9/17/45	Ohio State	Tampa, Fla.	14
38	Leroy Harris, RB	RB	5-10	202	3	9/7/54	Cal Poly-SLO	San Luis Obispo, Ca.	14
41	Norris Thomas, CB	DE	6-6	252	8	11/28/48	Central Iowa	Miramar, Fla.	11
44	Charles Cornelius, CB	DE	6-4	247	2	11/27/55	Louisiana State	Reserve, La.	14
45	Curtis Johnson, CB	LB	6-4	245	4	4/21/52	Wichita State	Spearsville, Kan.	1
51	Larry Gordon, LB	S-CB	6-0	194	8	1/22/48	Purdue	Miami Lakes, Fla.	14
52	Larry Ball, LB	LB	6-4	230	3	7/8/53	Arizona State	Phoenix, Ariz.	14
53	Bob Matheson, LB	QB	6-1	190	12	2/3/45	Purdue	Coral Gables, Fla.	14
55	Earnest Rhone, LB	WR	5-11	175	3	11/27/54	New Mexico State	Port Arthur, Tex.	11
		RB	5-9½	220	2	7/3/54	Arkansas State	Savannah, Ga.	14
		DT	6-6	260	9	7/25/47	Pacific	Menlo Park, Ca.	14
		CB	6-1	196	9	6/22/78	Toledo	Miami, Fla.	14
									14

76

56	Steve Towle, LB	G-T	6-2	255	9	10/14/47	Notre Dame	Coral Gables, Fla.	14
58	Kim Bokemper, LB	C	6-2	253	9	5/16/48	South Dakota St.	Royalton, Minn.	14
59	Guy Roberts, LB	G-T	6-1	265	12	11/2/45	Bethune-Cookman	Miami, Fla.	14
60	Rick Dvorak, LB	RB	5-10	193	5	2/3/52	Arizona State	Tempe, Ariz.	14
62	Jim Langer, C	LB	6-4	235	12	11/25/44	Duke	Hollywood, Fla.	14
64	Ed Newman, G	TE	6-5	227	3	3/15/53	Tennessee State	Atlanta, Ga.	14
65	Wally Pesuit, G-T	P-K	5-10½	177	2	8/4/54	Stanford	Miami, Fla.	14
66	Larry Little, G-T	WR	5-9	180	5	9/19/51	Florida	North Miami, Fla.	14
67	Bob Kuechenberg, G-T	WR	6-7	265	9	8/17/45	Lamar University	Miami, Fla.	14
71	Mike Current, T	T	6-7	245	6	6/4/51	Duke	Cooper City, Fla.	14
72	Bob Heinz, DE	G	6-2	250	2	3/4/54	Kent State	Lexington, Ky.	14
73	Bob Baumhower, DT	RB	5-10	210	8	6/28/49	Kentucky	Miami Lakes, Fla.	14
74	Steve Young, T	G-T	6-4½	250	2	11/27/50	Kentucky State	Missouri City, Tex.	4
76	John Alexander, DE	LB	6-2	212	3	8/20/53	Henderson State	Tampa, Fla.	13
77	A. J. Duhe, DE	LB	6-1	220	7	6/12/50	Maryland	Miami, Fla.	4
78	Carl Barisich, DT	DE	6-4	255	7	1/18/50	Kentucky State	Miami, Fla.	14
79	Wayne Moore, T	DE	6-4	220	5	11/27/50	Kentucky	Pascego, Miss.	14
80	Loaird McCreary, TE	QB	6-5	220	5	5/3/54	Southern Miss.	Richardson, Tex.	14
82	Durriel Harris, WR	QB	6-5	175	2	11/1/52	Texas Tech.	Ft. Lauderdale, Fla.	12
83	Vern Den Herder, DE	TE	6-2	233	4	10/23/53	Kansas	Glen Arm, Md.	3
85	Terry Anderson, WR	LB	6-3	195	12	3/15/45	Michigan	San Carlos, Ca.	14
87	Andre Tillman, TE	RB	6-0	197	5	4/17/51	Kansas	Miami, Fla.	14
88	Nat Moore, WR	K	5-8	175	11	6/2/44	No College	Tampa, Fla.	14
		T	6-8	263	3	7/8/53	Colorado		14

77

# MIAMI DOLPHINS 1978 FIRST-YEAR ROSTER

Name	Pos.	Ht.	Wt.	Birthdate	College	Residence	How Acq.
Arndis, Steve	C	6-3	241	12/6/54	Eastern Michigan	Miami, Fl.	FA
Baldschwiler, Karl	T	6-5	267	1/19/56	Oklahoma	Okmulgee, Okla.	D7a
Beckman, Witt (1)	TE	6-4	195	7/14/52	Miami (Fl.)	Miami, Fl.	FA
Benjamin, Guy	QB	6-3½	210	6/27/55	Stanford	Sepulveda, Ca.	D2
Betters, Doug	DT	6-7	250	6/11/56	Nevada-Reno	Missoula, Mont.	D6
Bristor, John	DB	6-0	185	11/25/55	Waynesburg (Pa.)	Rogersville, Pa.	FA
Broadway, Rod	DE	6-4	250	4/9/55	North Carolina	Oakboro, N.C.	FA
Burgmeier, Ted	S	5-11	185	11/8/55	Notre Dame	East Dubuque, Ill.	D5a
Burl, Gary (1)	S	5-11	185	4/14/54	Arizona State	Denver, Colo.	FA
Cefalo, Jimmy	WR	5-11	190	10/6/56	Penn State	Pittston, Pa.	D3b
Clancy, Sean	LB	6-3½	218	10/22/56	Amherst	Garden City, N.Y.	D8
Culp, Terry	CB	5-11	188	2/19/56	Central Missouri	Springfield Mo.	FA
Dennard, Mark	C	6-1	250	11/2/55	Texas A&M	Bay City, Tex.	D10
Green, Mike (1)	P/WR	6-4	195	8/15/54	Ohio University	Athens, Ohio	FA
Groves, Adolph (1)	RB	5-10½	212	10/19/55	Vanderbilt	Nashville, Tenn.	FA

Hardy, Bruce	TE	6-4½	235	6/1/56	Arizona State	West Jordan, Utah	D9
Henderson, Zac	S	6-2	183	10/14/55	Oklahoma	Burkburnett, Tex.	FA
Henry, Lloyd	WR	6-3	208	12/7/55	NE Missouri	Waterloo, Iowa	D7b
Herron, Bruce (1)	LB	6-2	220	4/14/54	New Mexico	Victoria, Tex.	D7('77)
Kenney, Bill	QB	6-4	206	1/20/55	Northern Colorado	Newport Beach, Ca.	D12b
Laakso, Eric	T	6-4	265	11/29/56	Tulane	Sterling, Conn.	D4b
Lazzaro, Gregg	TE	6-6	224	8/12/55	Florida State	Hialeah, Fla.	FA
Moore, Mike	RB	6-1	205	9/7/56	Middle Tennessee	Chattanooga, Tenn.	D12a
Moss, Robert	DE	6-4	234	12/13/52	Jackson State	Miami, Fla.	FA
Rivas, Vic	G	6-2	245	10/1/55	Florida State	Miami, Fla.	FA
Shumann, Mike	WR	6-0½	170	10/13/55	Florida State	Tallahassee, Fla.	FA
Simpson, Bob (1)	T	6-5	235	3/29/54	Colorado	Littleton, Colo.	FA
Small, Gerald	CB	5-11	187	8/10/56	San Jose State	Washington, N.C.	D4a
Smith, Lyman	DT	6-5½	250	9/24/56	Duke	Glen Head, N.Y.	D3a
Turner, Robert (1)	RB	5-11	200	3/6/54	Oklahoma State	Wynnewood, Okla.	D9('77)

## ORIGIN OF THE DOLPHINS

Year	NFL Draft	Trades	Free Agents/Waivers
1967	QB Bob Griese (1) P-TE Larry Seiple (7)		
1969	DE Bob Heinz (2)	RG Larry Little (from San Diego)	
1970	SS Tim Foley (3) RCB Curtis Johnson (4)		LG Bob Kuechenberg — fa K Garo Yepremian — fa C Jim Langer — waive (from Cleveland) LT Wayne Moore — waive (from San Francisco)
1971	DE Vern Den Herder (9)	LB Bob Matheson (from Cleveland)	
1972	SS Charlie Babb (5)		
1973	QB Don Strock (5) G Ed Newman (6)	RB Don Nottingham (from Baltimore)	
1974	TE Andre Tillman (2) RB Benny Malone (2) WR Nat Moore (3)		
1975	LB Steve Towle (6)	RB Norm Bulaich (from Philadelphia)	LB Earnest Rhone — fa
1976	LB Larry Gordon (1) LB Kim Bokamper (1) TE Loaird McCreary (2) WR Duriel Harris (3) RB Gary Davis (6) CB Norris Thomas (9)		LB Rusty Chambers — waive (from New Orleans) G Wally Pesult — fa
1977	DE A.J. Duhe (1) DT Bob Baumhower (2) P-K Mike Michel (5) RB Leroy Harris (5) x-LB Bruce Herron (7) DE John Alexander (11) WR Terry Anderson (12)	DT Carl Barisich (from Seattle) RT Mike Current (from Tampa Bay) T Steve Young (from Tampa Bay)	CB Charles Cornelius — fa FS Rick Volk — fa LB Larry Ball — fa LB Guy Roberts — fa x-FS Gary Burl — fa LB Rick Dvorak — fa

x-injured reserve as 1977 rookies



All-Pro guard Larry Little acquired in 1969 trade.

## PRESEASON DEPTH CHARTS

(Draftees Capitalized, Free Agents Italicized)

### OFFENSIVE UNIT


WR	— Nat Moore, Terry Anderson, LLOYD HENRY
LT	— Wayne Moore, Steve Young, KARL BALDISCHWILER
LG	— Bob Kuechenberg, Wally Pesult
C	— Jim Langer, MARK DENNARD, <i>Steve Arndts</i>
RG	— Larry Little, Ed Newman, <i>Vic Rivas</i>
RT	— Mike Current, ERIC LAAKSO, <i>Bob Simpson</i>
TE	— Andre Tillman, Loaird McCreary, BRUCE HARDY, Larry Seiple, <i>Witt Beckman, Gregg Lazzaro</i>
WR	— Duriel Harris, JIM CEFALO, Mike Shumann, <i>Mike Green</i>
QB	— Bob Griese, Don Strock, GUY BENJAMIN, BILL KENNEY
RB	— Gary Davis, Delvin Williams, Benny Malone, <i>Adolph Groves, Robert Turner</i>
FB	— Leroy Harris, Norm Bulaich, Don Nottingham, MIKE MOORE

### DEFENSIVE UNIT

LE	— Vern Den Herder, Bob Heinz, Council Rudolph, DOUG BETTERS
NT	— Bob Baumhower, Carl Barisich, LYMAN SMITH
RE	— A.J. Duhe, John Alexander, <i>Rod Broadway, Robert Moss</i>
LLB	— Kim Bokamper, Larry Ball, SEAN CLANCY
ILB	— Steve Towle, Rusty Chambers
ILB	— Bob Matheson, Rick Dvorak, Guy Roberts
RLB	— Larry Gordon, Earnest Rhone, Bruce Herron
LCB	— Norris Thomas, GERALD SMALL, <i>Terry Culp</i>
RCB	— Curtis Johnson, Charles Cornelius, TED BURGMEIER, <i>John Bristor</i>
SS	— Tim Foley, Charlie Babb
FC	— Rick Volk, Gary Burl, <i>Zac Henderson</i>

### SPECIALISTS

P	— Mike Michel, Larry Seiple, <i>Mike Green</i>
K	— Garo Yepremian, Mike Michel



Joe Auer escaped 95 yards with first kickoff of 1966.

## HISTORICAL HIGHLIGHTS

### 1965

- March 3 —Minneapolis lawyer Joseph Robbie meets AFL Commissioner Joe Foss in Washington, and Foss advises Robbie to apply for an expansion franchise in Miami.
- May 6 —Joseph Robbie meets Miami Mayor Robert King High to ascertain the availability of the Orange Bowl stadium, and the mayor agrees to invite the AFL to Miami.
- June 4 —Resolution 36723 of Miami City Commission directs the mayor to confer with the AFL.
- June 7 —AFL Executive Committee votes to expand in 1966 at a meeting in Monmouth Park, N.J.
- Aug. 16 —AFL awards its first expansion franchise to Joseph Robbie and television star Danny Thomas for \$7.5 million.
- Sept. 21 —Joe Thomas of Minnesota Vikings becomes Director of Player Personnel.
- Nov. —Mrs. Robert Swanson of West Miami gets two lifetime passes as winner of nickname contest. James Boome of Opa-locka was runnerup among more than 20,000 entries.
- Nov. 27 —Miami picks Kentucky QB Rick Norton and Illinois RB Jim Grabowski in first round of AFL's college draft. Tulsa WR Howard Twilley selected in 12th round.
- Dec. 16 —Miami Dolphins, Ltd., organizes as a Florida limited partnership. Joseph Robbie becomes Managing General Partner and Danny Thomas Sports, Inc., becomes the other general partner.

### 1966

- Jan. 15 —Miami picks 31 players from eight teams in AFL expansion draft. One of the draftees, OT Norm Evans of Houston, would play 10 seasons at right tackle.
- Jan. 29 —George Wilson becomes first head coach after eight years coaching the Detroit Lions (57-45-6 and NFL champions in 1957) and one year as a Washington assistant.
- June 8 —AFL merges into NFL with Pete Rozelle as commissioner. An AFL-NFL championship game is scheduled for the next January followed by a common draft.
- July 5 —Dolphins open first training camp at St. Petersburg Beach as 83 players report.
- Aug. 6 —Dolphins lose first preseason game, 38-10, at San Diego before 25,712 spectators.
- Aug. 7 —Training camp moves to St. Andrew's School in Boca Raton, Fla.
- Aug. 12 —Dolphins lose first preseason game at Orange Bowl, 33-0, to Kansas City before 36,366 spectators.
- Sept. 2 —Joe Auer returns opening kickoff 95 yards for Dolphin TD in first regular-season game, but Oakland wins, 23-14, at Orange Bowl before 26,776 spectators.
- Oct. 16 —Dolphins end string of nine losses (four in preseason) by defeating Denver, 24-7, with a George Wilson, Jr. screen pass to Billy Joe turning into a 67-yard TD. Only 23,393 spectators were at Orange Bowl.
- Oct. 23 —QB Rick Norton suffers broken jaw during third quarter of 20-13 victory at Houston, and Norton is lost for the season.
- Dec. 18 —QB John Stofa passes for four TDs capped by 14-yard strike to Joe Auer with 38 seconds remaining for 29-28 victory over Houston at Orange Bowl before 20,045 spectators.

### 1967

- March 14 —Miami picks Purdue QB Bob Griese in first round of common draft. Griese is the fourth player selected.
- June 1 —Joseph Robbie and W. H. Keland purchase the interest of Danny Thomas and agree to equalize present holdings in Miami Dolphins, Ltd., whenever either acquired outside holdings.
- June 27 —Miami and Denver complete seven-man trade that brings RB Abner Haynes to Dolphins.
- Aug. 19 —Record crowd of 50,822 sees first interleague game which Atlanta wins, 27-17.
- Sept. 17 —QB John Stofa breaks his right ankle shortly after scoring a TD, and rookie Bob Griese directs 35-21 victory over Denver at Orange Bowl. RB Abner Haynes gains 151 yards in season opener, Griese throws 68-yard TD pass to Joe Auer.
- Nov. 26 —Dolphins end eight-game losing streak by defeating Buffalo, 17-14, on a fourth-down, 31 yard TD pass from Bob Griese to Howard Twilley with 1:01 remaining at Orange Bowl.
- Dec. 17 —CB Dick Westmoreland scores TD with his 10th interception in 41-32 victory over Boston at Orange Bowl. Patriots RB Jim Nance gains 164 yards.
- Dec. 27 —Miami trades QB John Stofa to expansion club Cincinnati for 1968 draft picks in first and second rounds.

### 1968

- Jan. 30 —Miami picks Syracuse RB Larry Csonka in first round of draft. Csonka is the eighth player selected.
- Aug. 17 —Dolphins gain first interleague victory, 23-7, over Philadelphia at Orange Bowl.

- Aug. 31 —AFL-record crowd of 68,125 at Orange Bowl sees Coach Don Shula's Baltimore Colts win interleague game, 22-13. WR Jack Clancy (67 catches as rookie) injures left knee, out for season.
- Oct. 7 —Rookie RB Jim Kiick gains 104 yards in 24-7 victory at Houston.
- Nov. 24 —Rookie strong safety Dick Anderson returns interception 96 yards for TD in 34-10 victory over Boston at Fenway Park.
- Dec. 8 —QB Bob Griese sets records for 2,473 yards, 186 completions and 21 TDs for season after directing 38-7 victory over Boston at Orange Bowl. Griese misses final game due to bruised knee.

### 1969

- Jan. 28 —Miami picks Georgia DE Bill Stanfill in first round of draft. Stanfill is the 11th player selected.
- March 24 —Miami obtains all-time AFL middle linebacker Nick Buoniconti from Boston in trade for QB Kim Hammond and LB John Bramlett.
- May 10 —Pro football realignment for 1970 places Dolphins in AFC East with Boston, Buffalo, New York Jets and NFL's Baltimore.
- May 16 —Joseph Robbie becomes majority owner of Dolphins when he is joined by five Miami businessmen in purchasing the interest of W. H. Keland.
- July 2 —Miami obtains RG Larry Little, a native Miamian, from San Diego in trade for CB Mack Lamb.
- Sept. 14 —QB Bob Griese passes for a record 327 yards and rookie Mercury Morris returns kickoff 105 yards for TD but Dolphins lose season opener, 27-21, at Cincinnati.
- Oct. 4 —President Nixon watches Dolphins tie Oakland, 20-20, at Orange Bowl.
- Oct. 26 —Dolphins notch first victory after 0-5-1 start as MLB Nick Buoniconti helps restrict rookie O.J. Simpson to 12 yards on 10 carries, 24-6 over Buffalo at Orange Bowl.
- Nov. 2 —QB Bob Griese passes for four TDs but Dolphins lose, 34-31, at New York Jets.
- Nov. 9 —Only 8,374 spectators brave a downpour at Boston College, and RB Larry Csonka splashes 54 yards for TD in 17-16 victory over Patriots. QB Bob Griese injures right knee, out for final five games.

### 1970

- Jan. 27 —Miami obtains WR Paul Warfield from Cleveland in trade for 1970 first-round draft pick.
- Feb. 1 —AFL officially merges into NFL in accordance with June 8, 1966 agreement.
- Feb. 18 —Don Shula, 40, becomes head coach and vice president after seven years coaching the Baltimore Colts (71-23-4). He succeeds George Wilson after four years with Dolphins (15-39-2).
- April 11 —Dolphins join scouting combine, BLESTO-V.
- April 13 —NFL Commissioner Pete Rozelle gives the Dolphins' 1971 first-round draft pick to Baltimore as compensation for loss of Coach Don Shula.
- April 20 —Don Shula completes coaching staff with Mike Scarry (defensive line), Monte Clark (offensive line), Bill Arnsparger (defensive coordinator), Howard Schnellenberger (offensive coordinator), Carl Taseff (offensive backs) and holdover Tom Keane (defensive backs).
- April 25 —Don Shula meets 47 players for indoctrination camp at University of Miami.
- July 12 —Rookies report to new training headquarters at Biscayne College in North Miami.

- Aug. 10 —Dolphins cut QB Rick Norton, who signed four-year \$350,000 contract as club's first draftee in 1966.
- Aug. 29 —Record crowd of 76,712 sees fourth consecutive preseason victory, 20-13, over Baltimore.
- Oct. 3 —Dolphins post first-ever victory over Oakland, 20-13, as WR Paul Warfield catches two TD passes in home opener.
- Oct. 10 —Dolphins post first-ever victory over New York Jets, 20-6, and QB Joe Namath (93-161 for 1,506 yards and 12 TDs in eight previous meetings).
- Nov. 22 —Dolphins reverse a 35-0 loss by defeating Baltimore, 34-17, at Orange Bowl as free safety Jake Scott returns punt 77 yards for TD.
- Dec. 20 —Dolphins extend winning streak to six games and clinch playoff berth with 45-7 victory over Buffalo at Orange Bowl.
- Dec. 27 —Dolphins lose AFC semifinal playoff on muddy field, 21-14, at Oakland.

### 1971

- April 9 —Former University of Miami All-American QB George Mira signs as free agent.
- Sept. 1 —Miami obtains LB Bob Matheson from Cleveland in trade for 1972 second-round pick and Matheson later becomes key to the "53 Defense."
- Oct. 17 —QB Bob Griese sets NFL record with three consecutive passes for TDs in first quarter of 41-3 victory over New England at Orange Bowl.
- Nov. 7 —Dolphins post first-ever shutout, 34-0, over Buffalo at Orange Bowl although the Bills gained 364 yards.



Larry Csonka linked three seasons over 1,000 yards.

- Nov. 14 —QB Bob Griese, despite illness, rallies Dolphins from 21-3 deficit to a 24-21 victory over Pittsburgh at Orange Bowl with record 86-yard TD pass to Paul Warfield and record 73-yard punt by Larry Seiple.
- Dec. 19 —Record regular-season crowd of 74,215 paid sees Dolphins win AFC East title by defeating Green Bay, 27-6, RB Larry Csonka becomes club's first 1,000-yard rusher with 1,051 yards, and placekicker Garo Yepremian leads NFL with 117 points.
- Dec. 25 —Dolphins win longest game (82 minutes, 40 seconds) in pro football history, 27-24, at Kansas City as Garo Yepremian kicks 37-yard field goal in second overtime of AFC semifinal playoff.
- 1972**
- Jan. 2 —Dolphins stymie Baltimore, 21-0, for first AFC Championship before 78,629 spectators at Orange Bowl. Colts are scoreless for first time in 97 games and strong safety Dick Anderson returns interception 62 yards for clinching TD.
- Jan. 16 —Dallas rushes for 252 yards in defeating Dolphins, 24-7, in Super Bowl VI before 81,035 spectators at Tulane Stadium, New Orleans.
- Feb. 21 —Bobby Beathard, 35, becomes Director of Player Personnel, succeeding Joe Thomas.
- April 25 —Dolphins claim 16-year pro QB Earl Morrall, 38, on waivers from Baltimore.
- Sept. 17 —Dolphins win first NFL regular-season game played at Arrowhead Stadium, 20-10, over Kansas City before 79,829 spectators.
- Oct. 1 —Dolphins end season ticket sale at record 69,303.
- Oct. 15 —QB Earl Morrall replaces injured Bob Griese (broken right leg, dislocated ankle) at Orange Bowl and finishes 24-10 victory over San Diego for 5-0 record.
- Oct. 22 —Garo Yepremian kicks longest field goal (54 yards) of career in 24-23 victory over Buffalo at Orange Bowl.
- Nov. 12 —Don Shula becomes first NFL coach to win 100 games in 10 seasons as Dolphins smother New England, 52-0, with 501 total yards at Orange Bowl.
- Dec. 16 —Dolphins achieve NFL's first 14-0 regular-season record and break NFL rushing record with 2,960 yards by defeating Baltimore, 16-0, at Orange Bowl.
- Dec. 31 —QB Bob Griese returns to lineup after 10-game absence, and Dolphins repeat AFC Championship, 21-17, at Pittsburgh.
- 1973**
- Jan. 14 —Dolphins cap a perfect season in Super Bowl VII at Los Angeles by defeating Washington, 14-7, for NFL's first unbeaten, untied record. A 28-yard TD pass from Bob Griese to Howard Twilley and interceptions by LB Nick Buoniconti and S Jake Scott are key plays.
- Feb. 14 —Offensive coordinator Howard Schnellenberger, 39, becomes head coach of the Baltimore Colts.
- April 18 —Dolphins surpass NFL record with 74,961 season ticket sales. Kansas City held old record of 72,885 in 1972.
- Sept. 30 —RB Mercury Morris sets single-game rushing record of 197 yards on 15 carries with three TDs (24, 70, 35) against New England, 44-23, at Orange Bowl.
- Nov. 11 —Dolphins shut out Baltimore for fourth consecutive time, 44-0, as CB Tim Foley returns two blocked punts for TDs at Orange Bowl.
- Dec. 15 —WR Paul Warfield catches four TD passes (21, 7, 16, 4) from Bob Griese in first half of 34-7 victory over Detroit at Orange Bowl. Dolphins compile best two-year record (26-2) in NFL history.
- Dec. 18 —Don Shula signs Dolphins coaching contract through 1977.
- Dec. 30 —Dolphins rush for 266 yards in defeating Oakland, 27-10, for unprecedented third straight AFC Championship at Orange Bowl.
- 1974**
- Jan. 13 —Dolphins overpower Minnesota, 24-7, in Super Bowl VIII at Rice Stadium in Houston for second consecutive NFL Championship. RB Larry Csonka gains 145 yards on 33 carries and Dolphins outscore three playoff foes, 85-33.
- Jan. 16 —Defensive coordinator Bill Arnsparger, 47, becomes head coach of the New York Giants.
- Jan. 20 —Gar Yepremian kicks five field goals for AFC including 42-yarder with 21 seconds remaining for 15-13 victory in Pro Bowl at Kansas City.
- March 31 —RB Larry Csonka, WR Paul Warfield and RB Jim Kiick sign \$3.3 million package deal in Toronto to play for John Bassett in World Football League.
- July 1 —NFL Players Association declares strike, Dolphin Managing General Partner Joseph Robble charges NFLPA with "search and destroy" mission.
- July 10 —Chicago Tribune Charities cancels July 26 College All-Star Game with Dolphins due to strike.
- July 17 —Seven veterans cross picket line: C Jim Langer, S Jake Scott, TE Jim Mandich, LB Bob Matheson, QB Earl Morrall and RBs Don Nottingham and Mercury Morris.
- Aug. 14 —Strike ends after seven weeks.
- Nov. 17 —Dolphins outlast Buffalo, 35-28, at Orange Bowl on 23-yard TD by Don Nottingham with 19 seconds remaining; third time in season that Dolphins score winning points with less than 20 seconds to play.
- Dec. 2 —RB Larry Csonka gains 100 yards for 19th time with 123 yards in 24-3 victory over Cincinnati at Orange Bowl; seventh consecutive win on Monday night TV.
- Dec. 15 —Dolphins rally from 24-point deficit to defeat New England, 34-27, for 31st consecutive victory (excluding preseason) at Orange Bowl. QB Earl Morrall passes for 288 yards and Miami closes with 11-3 record.
- Dec. 21 —Oakland spoils Dolphins' bid for third consecutive NFL Championship, 28-26, in AFC semifinal at Oakland on 8-yard TD pass from Ken Stabler to Clarence Davis with 26 seconds remaining.
- 1975**
- Jan. 31 —Howard Schnellenberger rejoins Dolphin staff as coach of receivers and passing game.
- March 1 —George Young, 44, becomes Director of Pro Scouting after seven years in Baltimore Colts' organization. He succeeds Pat Peppler.
- July 9 —Miami obtains RB Norm Bulaich from Philadelphia in trade for 1976 fourth-round draft pick.
- Sept. 22 —Winning streak at Orange Bowl stops at 31 games after 31-21 loss to Oakland.
- Oct. 19 —Dolphins intercept Jets' QB Joe Namath six times in 43-0 victory at New York.
- Oct. 22 —World Football League folds after losing \$30 million, but three ex-Dolphins still under contract to John Bassett.
- Nov. 23 —QB Bob Griese suffers torn tendons in right foot during third quarter of 33-17 loss to Baltimore at Orange Bowl.
- Dec. 7 —Third-string QB Don Strock directs 31-21 victory over Buffalo at Orange Bowl for 12th consecutive victory over Bills.
- Dec. 14 —Dolphins suffer 10-7 loss in overtime at Baltimore on 31-yard FG by Toni Linhart.
- 1976**
- Jan. 13 —Offensive line coach Monte Clark, 39, becomes head coach of the San Francisco 49ers, but he is forced to resign after an 8-6 season.
- Jan. 16 —John Sandusky, 50, becomes offensive line coach after three seasons with Philadelphia and 14 years (1959-72) with Baltimore.

- Jan. 22 —Prescription Athletic Turf (grass) approved for Orange Bowl stadium, at a cost of \$244,500.
- March 30 —Seattle selects Dolphin original OT Norm Evans in expansion draft; Tampa Bay selects LBs Bruce Elia and Doug Swift, who retires to enter medical school.
- April 6 —Joseph Robbie rejects \$2-million contract proposal by RB Larry Csonka and agent Ed Keating. Csonka signs the next day with New York Giants.
- June 29 —R.J. McNulty Company of Minneapolis, commissioned by Joseph Robbie, reveals plans for chairback 70,000-seat stadium and lighted 20,000 parking spaces for \$26.5 million.
- July 9 —Don Shula signs five-year contract through 1980 season and cancels old pact which had two years remaining. He also sells his interest in the club to Joseph Robbie.
- Sept. 4 —Dolphins complete perfect (6-0) preseason with 20-7 victory at New Orleans.
- Sept. 26 —Dolphins face QB Joe Namath of New York Jets for last time and post 16-0 shutout at Orange Bowl.
- Oct. 17 —WR Howard Twilley, last of Dolphin originals, surpasses 3,000 career yards with eight catches for 104 yards in 20-17 overtime loss to Kansas City at Orange Bowl.
- Oct. 27 —Bill Arnsparger rejoins Dolphins as assistant head coach two days after being fired by New York Giants (0-7).
- Dec. 5. —WR Freddie Solomon gains 252 yards in three-TD spectacular that includes record 79-yard punt return, 53-yard pass play and 59-yard flanker reverse in 45-27 victory over Buffalo Bills at Orange Bowl.
- 1977**
- March 14 —Dolphins agree to 10-year lease for use of Orange Bowl with three-year cancellation notice. New lease doubles rent to \$45,000 per game but is less than City of Miami's proposed 10 per cent of gross ticket sales.
- May 2 —QB Earl Morrall, 43, who spent his last five of 21 seasons with the Dolphins, retires from football. Morrall passed for 20,809 career yards and guided Dolphins through most of undefeated 1972 season.
- May 3 —Miami picks Louisiana State's A.J. Duhe in first round and Alabama DT Bob Baumhower in second round of draft. Duhe is 13th player selected and Baumhower is 40th.
- Sept. 11 —QB Bob Griese, forced to wear eyeglasses because of problems with contact lenses, passes for two TD's in 27-21 preseason victory at New York Giants.
- Sept. 25 —WR Nat Moore scores on 19-yard reverse, 32-yard screen pass and 73-yard deep pass in comeback 19-15 victory at San Francisco.
- Nov. 24 —QB Bob Griese becomes first since 1972 to throw six TD passes in a game, and Dolphins set records of 55 points and 503 yards in 55-14 rout on Thanksgiving Day at St. Louis.
- Dec. 5 —Rookie RB Leroy Harris gallops 77 yards for longest TD run in Dolphin history, capping 17-6 victory over Baltimore at Orange Bowl.
- Dec. 15 —Maxwell Club of Philadelphia names QB Bob Griese as its Pro Player of Year.
- Dec. 17 —Dolphins close 10-4 season with QB Bob Griese's record 22nd TD pass and Nat Moore's record 13th TD in 31-14 victory over Buffalo at Orange Bowl.
- 1978**
- Feb. 17 —Chuck Conner, 40, becomes Director of Player Personnel after three years scouting for BLESTO. He succeeds Bobby Beathard, who resigned Feb. 7 and became general manager of Washington Redskins.
- April 17 —Dolphins acquire RB Delvin Williams from San Francisco 49ers in exchange for WR Freddie Solomon, FS Vern Roberson and picks in the first and fifth rounds of 1978 draft.
- May 2 —Miami picks consensus All-American QB Guy Benjamin of Stanford in second round of draft. Benjamin is 51st player selected and third quarterback.

## MIAMI DOLPHINS

### ALL-TIME ROSTER (1966-1977)

#### HEAD COACHES

George Wilson — Northwestern .....	66-69
Don Shula — John Carroll .....	70-77

#### ASSISTANT COACHES

Arnsparger, Bill — Miami, Ohio .....	70-73, 76-77	McPeak, Bill — Pittsburgh .....	73-74
Bingaman, Les — Illinois .....	66-69	Pellegrini, Bob — Maryland .....	66-67
Clark, Monte — Southern Cal. ....	70-75	Sandusky, John — Villanova .....	76-77
Costello, Vince — Ohio U. ....	74	Scarry, Mike — Waynesburg .....	70-77
Doll, Don — Southern Cal. ....	75-76	Schnelker, Bob — Bowling Green ..	74
Hefferle, Ernie — Duquesne .....	66-69	Schnellenberger, Howard — Kentucky .....	70-72, 75-77
Idzik, John — Maryland .....	66-69	Taself, Carl — John Carroll .....	70-77
Keane, Tom — West Virginia .....	66-77	Walston, Bobby — Georgia .....	66-67

#### PLAYERS ON ACTIVE ROSTER

Alexander, John (DE) Rutgers .....	77	Current, Mike (T) Ohio St. ....	67, 77
Anderson, Dick (SS) Colo. ....	68-75, 77	Darnall, Bill (WR) N. Carolina .....	68-69
Anderson, Terry (WR)		Davis, Gary (RB) Cal Poly SLO. ....	76-77
Bethune-Cookman .....	77	Davis, Ted (LB) Georgia Tech .....	70
Andrews, John (DE) Morgan St. ....	75-76	DeMarco, Bob (C) Dayton .....	70-71
Auer, Joe (RB) Georgia Tech .....	66-67	Del Gaizo, Jim (QB) Tampa .....	72, 75
Babb, Charlie (S) Memphis St. ....	72-77	Den Herde, Vern (DE)	
Bachman, Ted (CB) N. Mex. St. ....	76	Central Iowa .....	71-77
Baker, Mel (WR) Texas So. ....	74	Dennery, Mike (LB) So. Miss. ....	76
Ball, Larry (LB) Louisville .....	72-74, 77	Dotson, Al (DT) Grambling .....	66
Bannon, Bruce (LB) Penn St. ....	73-74	Drougas, Tom (T) Oregon .....	75-76
Barber, Rudy (LB)		Duhe, A. J. (DE) LSU .....	77
Bethune-Cookman .....	68	Dunaway, Jim (DT) Mississippi ..	72
Barisich, Carl (DT) Princeton .....	77	Dvorak, Rike (DE) Wichita St. ....	77
Barnes, Rodrigo (LB) Rice .....	75	Edmunds, Randall (LB)	
Baumhower, Bob (DT) Alabama .....	77	Georgia Tech .....	68-69
Beier, Tom (S) Miami, Fla. ....	67, 69	Elia, Bruce (MLB) Ohio State .....	75
Berger, Ron (DE) Wayne State .....	73	Ellis, Ken (CB) Southern .....	76
Bokamper, Kim (LB) San Jose St. ....	77	Emanuel, Frank (LB) Tenn. ....	66-69
Bosarge, Wade (S) Tulsa .....	77	Erlanson, Tom (LB) Wash. St. ....	66-67
Boutwell, Tom (QB) So. Miss. ....	69	Evans, Norm (T) TCU .....	66-75
Boynton, John (T) Tennessee .....	69	Faison, Earl (DE) Indiana .....	66
Bramlett, John (LB)		Farley, Dale (LB) W. Virginia .....	71
Memphis State .....	67-68	Fernandez, Manny (DE) Utah .....	68-75
Branch, Mel (DE) LSU .....	66-68	Fleming, Marv (TE) Utah .....	70-74
Briscoe, Marlin (WR) Omaha .....	72-74	Foley, Tim (CB) Purdue .....	70-77
Brown, Dean (S) Ft. Valley St. ....	70	Fowler, Charlie (G) Houston .....	67-68
Brownlee, Claude (DE) Benedict .....	67	Funchess, Tom (T) Jackson St. ....	74
Bruggers, Bob (LB) Minnesota .....	66-68	Gilchrist, Cookie (RB) None .....	68
Bulaich, Norm (RB) TCU .....	75-77	Ginn, Hubert (RB) Fla. A&M .....	70-75
Buoniconti, Nick (LB)		Goode, Irv (C-G) Kentucky .....	73-74
Notre Dame .....	69-74, 76	Goode, Tom (C) Miss. State .....	66-69
Canale, Whit (DE) Tennessee .....	66	Gordon, Larry (LB) Ariz. St. ....	76-77
Carlton, Darryl (T) Tampa .....	75-76	Grady, Garry (S) E. Mich. ....	69
Carpenter, Preston (TE) Ark. ....	66	Griese, Bob (QB) Purdue .....	67-77
Casares, Rick (RB) Florida .....	66	Hammond, Kim (QB) Fla. St. ....	68
Chambers, Rusty (LB) Tulane .....	76-77	Harper, Jack (RB) Florida .....	67-68
Chesser, George (RB)		Harris, Duziel (WR) N. Mex. St. ....	76-77
Delta State .....	66-67	Harris, Leroy (RB) Ark. St. ....	77
Clancy, Jack (WR) Michigan .....	67-69	Haynes, Abner (RB) N. Tex. St. ....	67
Cole, Terry (RB) Indiana .....	71	Heinz, Bob (DT) Pacific .....	69-74, 76-77
Cooke, Ed (DE) Maryland .....	66-67	Heath, Clayton (RB)	
Cornelius, Charles (CB)		Wake Forest .....	76
Bethune-Cookman .....	77	Higgins, Jim (G) Xavier .....	66
Cox, Jim (TE) Miami, Fla. ....	68	Hill, Barry (S) Iowa State .....	75-76
Cronin, Bill (TE) Boston College .....	66	Hill, Ike (WR) Catawba .....	76
Crowder, Randy (DT)		Hines, Jimmy (WR) Texas So. ....	69
Penn State .....	74-76	Holmes, John (DE) Fla. A&M .....	66
Crusan, Doug (T) Indiana .....	68-74	Holmes, Mike (WR) Texas So. ....	76
Csonka, Larry (RB) Syracuse .....	68-74	Hopkins, Jerry (LB) Tex. A&M .....	67-68

Howell, Mike (DB) Grambling .....72  
Hudock, Mike (C) Miami, Fla. ....66  
Hunter, Billy (RB) Syracuse .....66  
Jackson, Frank (WR) SMU .....66-67  
Jacobs, Ray (DT)  
Howard Payne .....67-68  
Jaquess, Pete (DB)  
E. New Mex .....66-67  
Jenkins, Al (T) Tulsa .....72  
Jenkins, Ed (RB) Holy Cross .....72  
Joe, Billy (RB) Villanova .....66  
Johnson, Curtis (CB) Toledo .....70-77  
Joswick, Bob (DE) Tulsa .....68-69  
Keating, Bill (DT) Michigan .....67  
Keyes, Jimmy (LB-K) Miss .....68-69  
Kilick, Jim (RB) Wyoming .....68-74  
Kindig, Howard (G-C)  
Cal St-LA .....72-73  
Kocourek, Dave (TE) Wisconsin .....66  
Kolen, Mike (LB) Auburn .....70-75, 77  
Kremser, Karl (K) Tennessee .....69-70  
Kuechenberg, Bob (G) N. Dame .....70-77  
Lamb, Mack (CB) Tenn A&I .....67-68  
Langer, Jim (C) S. Dakota St. ....71-77  
Leigh, Charles (RB) None .....71-73  
Little, Larry (G)  
Bethune-Cookman .....69-77  
Lothridge, Billy (P) Ga. Tech .....72  
Lusteg, Booth (K) Connecticut .....67  
Malone, Benny (RB) Ariz. St. ....74-77  
Mandich, Jim (TE) Michigan .....70-77  
Mass, Wayne (TE) Clemson .....71  
Matheson, Bob (LB) Duke .....71-77  
Matthews, Wes (WR) NE Okla .....66  
Mauck, Carl (C) So. Illinois .....70  
McBride, Norm (DE) Utah .....69-70  
McCreary, Loaird (TE)  
Tennessee St .....76-77  
McCullers, Dale (LB) Fla. St. ....69  
McDaniel, Wahoo (LB) Okla .....66-68  
McFarland, Jim (TE) Nebraska .....75  
McGeever, John (S) Auburn .....66  
Mertens, Jim (TE) Fairmont St .....69  
Michel, Mike (P/K) Stanford .....77  
Milton, Gene (WR) Fla. A&M .....68-69  
Mingo, Gene (K) None .....66-67  
Mira, George (QB) Miami, Fla. ....71  
Mitchell, Melvin (G) Tenn St .....76-77  
Mitchell, Stan (RB) Tennessee .....66-70  
Moore, Maulty (DT)  
Bethune-Cookman .....72-74  
Moore, Nat (WR) Florida .....74-77  
Moore, Wayne (T) Lamar Univ .....70-77  
Moreau, Doug (TE) La. St. ....66-69  
Morrall, Earl (QB) Mich. St. ....72-76  
Morris, Mercury (RB)  
West Texas St .....69-75  
Mumphord, Lloyd (CB) Tex. So. ....69-74  
Neff, Bob (S)  
Stephen F. Austin .....66-68  
Neighbors, Billy (G) Alabama .....66-69  
Newman, Ed (G) Duke .....73-77  
Nomina, Tom (DT) Miami, Ohio .....66-68  
Noonan, Karl (WR) Iowa .....66-71  
Norton, Rick (QB) Kentucky .....66-69  
Nottingham, Don (RB) Kent St .....73-77  
Owens, Morris (WR) Ariz. St. ....75-76  
Palmer, Dick (LB) Kentucky .....70  
Park, Ernie (G) McMurry .....66

Pearson, Willie (CB) N.C. A&T .....69  
Pesuit, Wally (T) Kentucky .....77  
Petrella, Bob (S) Tennessee .....66-71  
Powell, Jesse (LB) W. Tex. St. ....69-73  
Price, Sam (RB) Illinois .....66-68  
Pryor, Barry (RB) Boston U .....69-70  
Pyburn, Jack (T) Texas A&M .....67-68  
Rather, Bo (WR) Michigan .....73  
Reese, Don (DT) Jackson St. ....74-76  
Rhone, Earnest (LB) Henderson .....75, 77  
Rice, Ken (G) Auburn .....66-67  
Richardson, Jeff (T) Mich. St. ....69  
Richardson, John (DT) UCLA .....67-71  
Richardson, Willie (WR)  
Jackson St .....70  
Riley, Jim (DE) Oklahoma .....67-71  
Roberson, Bo (WR) Cornell .....66  
Roberson, Vern (S) Grambling .....77  
Roberts, Archie (QB) Columbia .....67  
Roberts, Guy (LB) Maryland .....77  
Roderick, John (WR) SMU .....66-67  
Rudolph, Jack (LB) Ga. Tech .....66  
Salter, Bryant (S) Pittsburgh .....76  
Scott, Jake (S) Georgia .....70-75  
Seiple, Larry (P) Kentucky .....67-77  
Selfridge, Andy (LB) Virginia .....76  
Sellers, Ron (WR) Florida St .....73  
Smith, Tom (RB) Miami, Fla. ....73  
Solomon, Freddie (WR) Tampa .....75-77  
Speyer, Cotton (WR) Texas .....75  
Stanfill, Bill (DE) Georgia .....69-76  
Stofa, John (QB) Buffalo .....66-67, 69-70  
Stowe, Otto (WR) Iowa State .....71-72  
Strock, Don (QB) Va. Tech .....73-77  
Stuckey, Henry (CB) Missouri .....72-74  
Swift, Doug (LB) Amherst .....70-75  
Thomas, Norris (CB) So. Miss .....77  
Thornton, Jack (LB) Auburn .....66  
Thillman, Andre (TE) Tex. Tech .....74-77  
Torozon, Laverne (DE) Nebraska .....66  
Towle, Steve (LB) Kansas .....75-77  
Tucker, Gary (RB) Chattanooga .....68  
Twilley, Howard (WR) Tulsa .....66-76  
Urbanek, Jim (DT) Miss .....68  
Volk, Rick (S) Michigan .....77  
Wade, Charley (WR) Tenn St .....73  
Wantland, Hal (TE) Tenn .....66  
Warfield, Paul (WR) Ohio State .....70-74  
Warren, Jimmy (CB) Illinois .....66-69  
Washington, Dick (DB)  
Bethune-Cookman .....68  
Weisacosky, Ed (LB) Miami, Fla. ....68-70  
West, Willie (S) Oregon .....66-68  
Westmoreland, Dick (CB)  
N.C. A&T .....66-69  
White, Jeris (CB) Hawaii .....74-76  
Wickert, Tom (T) Wash. State .....74  
Williams, Maxie (G-T) SE La. ....66-70  
Wilson, George, Jr. (QB) Xavier .....66  
Windauer, Bill (DT) Iowa .....75  
Winfrey, Stan (RB) Ark St .....75-77  
Wood, Dick (QB) Auburn .....66  
Woods, Larry (DT) Tenn. State .....73  
Woodson, Fred (G) Fla. A&M .....67-69  
Yepremian, Garo (K) None .....70-77  
Young, Steve (T) Colorado .....77  
Young, Willie (T) Alcorn A&M .....73  
Zecher, Rich (DT) Utah State .....66-67

## ALL-TIME DRAFT CHOICES

(Bold Face Indicates Active Roster)

### 1966 EXPANSION DRAFT (1-15-66)

FROM NEW ENGLAND  
Eddie Wilson  
Billy Neighbors  
Ross O'Hanley  
Jack Rudolph  
FROM BUFFALO  
Billy Joe  
Bo Roberson  
Jim Davidson  
Howard Simpson  
FROM DENVER  
John McGeever  
Ed Cooke  
Tom Erlandson  
Tom Nomma  
FROM HOUSTON  
Norm Evans  
Tom Goode  
Jack Spikes  
Maxie Williams

QB Arizona  
G Alabama  
S Boston College  
LB Georgia Tech  
FB Villanova  
Cornell  
OT Ohio State  
DT Auburn  
S Auburn  
DE Maryland  
LB Washington St.  
DT Miami (Ohio)  
OT Texas Christian  
C Miss. State  
FB Texas Christian  
OT SE Louisiana

FROM KANSAS CITY  
Al Dotson  
Mel Branch  
Frank Jackson  
Ron Caveness  
FROM NEW YORK JETS  
Wahoo McDaniel  
Willie West  
Mike Hudock  
LaVerne Torczon  
FROM OAKLAND  
Rich Zecher  
Dick Wood  
Ken Rice  
Gene Mingo  
FROM SAN DIEGO  
Dave Kocourek  
Ernie Park  
Jimmy Warren  
Dick Westmoreland

DT Grambling  
DE Louisiana St  
WR SMU  
LB Arkansas  
LB Oklahoma  
S Oregon  
C Miami (Fla)  
DE Nebraska  
OT Utah State  
QB Auburn  
G Auburn  
K None  
TE Wisconsin  
OT McMurry  
CB Illinois  
CB N C A & T

### 1966 DRAFT CHOICES (11-27-65)

No Name  
1a x-Jim Grabowski  
1b Rick Norton  
2 Frank Emanuel  
3 x-Larry Gagner  
4 x-Dick Lettridge  
5 Grady Bolton  
6 x-Ed Weisscosky  
7 x-Don Hansen  
8 Bob Petrella  
9 x-Bill Matan  
10 x-Pat Killorin

No Name  
11 Sam Price  
12 Howard Twilley  
13 x-Ken Kramer  
14 Phil Scoggin  
15 Jerry Oliver  
16 Don Loran  
17 x-Mike Dander  
18 x-Rick Kestner  
19 Doug Moresau  
20 John Tooker

No Name  
11 Sam Price  
12 Howard Twilley  
13 x-Ken Kramer  
14 Phil Scoggin  
15 Jerry Oliver  
16 Don Loran  
17 x-Mike Dander  
18 x-Rick Kestner  
19 Doug Moresau  
20 John Tooker

x signed with National Football League

### 1966 REDSHIRT DRAFT

No Name  
1 John Roderick  
2 Harold Fulford  
3 Jack Clancy  
4 x-Jim Mankins  
5 x-Fritz Greenlee  
6 Bill Darnall

No Name  
7 Don Williams  
8 Jon Brittenum  
9 x-Craig Baynham  
10 x-Randy Winkler  
11 Kai Anderson

No Name  
7 Don Williams  
8 Jon Brittenum  
9 x-Craig Baynham  
10 x-Randy Winkler  
11 Kai Anderson

x signed with National Football League

### 1967 DRAFT CHOICES

No Name  
1 Bob Griese  
2 Jim Riley  
3 TO DENVER for Cookie Gilchrist  
4 Bob Greenlee  
5a TO DENVER for Cookie Gilchrist  
5b x-Gary Tucker  
6 Bud Norris  
7 Larry Seiple  
8 TO OAKLAND for Bill Cronin  
9 John Richardson

No Name  
10 Tom Beler  
11 Jack Pyburn  
12 Stan Juk  
12b Jim Whitaker  
13 (from Denver for Jerry Oliver)  
14 Charlie Sikes  
15 Jake Ferro  
16 Maurice Calhoun  
17 Larry Kissam

No Name  
10 Tom Beler  
11 Jack Pyburn  
12 Stan Juk  
12b Jim Whitaker  
13 (from Denver for Jerry Oliver)  
14 Charlie Sikes  
15 Jake Ferro  
16 Maurice Calhoun  
17 Larry Kissam

x signed with National Football League

### 1968 DRAFT CHOICES

No Name  
1a Larry Csonka  
1b Doug Crusan  
2a Jim Keyes  
2b Jim Cox  
3a Jim Urbanek  
3b Dick Anderson  
4 TO DENVER for John Bramlett  
5 Jim Kilick  
6a Kim Hammond  
6b x-Jimmy Hines  
7 x-John Boynton

No Name  
8a TO NEW YORK for Archie Roberts  
8b Randall Edmunds  
9a Sam McDowell  
9b Y-Tom Paciorek  
10 Joe Mirlo  
11 Cornelius Cooper  
12 Paul Paxton  
13 Bob Joswick  
14 Ray Blink  
15 Ken Corbin  
16 Henry Still  
17 Bill Nemeth

No Name  
8a TO NEW YORK for Archie Roberts  
8b Randall Edmunds  
9a Sam McDowell  
9b Y-Tom Paciorek  
10 Joe Mirlo  
11 Cornelius Cooper  
12 Paul Paxton  
13 Bob Joswick  
14 Ray Blink  
15 Ken Corbin  
16 Henry Still  
17 Bill Nemeth

x listed in 68 67-68 66-67 65-66 64-65 63-64 62-63 61-62 60-61 59-60 58-59 57-58 56-57 55-56 54-55 53-54 52-53 51-52 50-51 49-50 48-49 47-48 46-47 45-46 44-45 43-44 42-43 41-42 40-41 39-40 38-39 37-38 36-37 35-36 34-35 33-34 32-33 31-32 30-31 29-30 28-29 27-28 26-27 25-26 24-25 23-24 22-23 21-22 20-21 19-20 18-19 17-18 16-17 15-16 14-15 13-14 12-13 11-12 10-11 9-10 8-9 7-8 6-7 5-6 4-5 3-4 2-3 1-2

### 1969 DRAFT CHOICES

No Name  
1 Bill Stanfill  
2 Bob Helms  
3 Mercury Morris  
4 Norm McBride  
5 Willie Pearson  
5b Karl Krenser  
6 Ed Tuck  
7a John Egan  
7b John Kuika  
8 (from San Diego for Tom Erlandson)

No Name  
8 Bruce Wernstein  
9 Jesse Powell  
10 Jim Mertens  
11 Mike Berdis  
12 Dale McCullers  
13 Amos Ayers  
14 Glynn Thompson  
15 Chick McGeehan  
16 Lloyd Mumphord  
17 Tom Kralman

No Name  
8 Bruce Wernstein  
9 Jesse Powell  
10 Jim Mertens  
11 Mike Berdis  
12 Dale McCullers  
13 Amos Ayers  
14 Glynn Thompson  
15 Chick McGeehan  
16 Lloyd Mumphord  
17 Tom Kralman

### 1970 DRAFT CHOICES

No Name  
1 TO CLEVELAND for Paul Warfield  
2 Jim Mandich  
3 Tim Foley  
4 Curt Johnson  
5 TO NEW ENGLAND in Buoniconti deal  
6 Dave Campbell  
7 Jake Scott  
8 Harver Chavers  
9 Hubert Ginn

No Name  
10 Dick Nittinger  
11 Brownie Wheelless  
12 Mike Kolen  
13 Dave Buddington  
14 Gary Brackett  
15 Pat Hauser  
16 Charles Williams  
17 George Myles

No Name  
10 Dick Nittinger  
11 Brownie Wheelless  
12 Mike Kolen  
13 Dave Buddington  
14 Gary Brackett  
15 Pat Hauser  
16 Charles Williams  
17 George Myles



# 1971 DRAFT CHOICES

No.	Name	Pos.	College	No.	Name	Pos.	College
1	TO BALTIMORE for Don Shula			10	Ron Maree	DT	Purdue
2	Otto Stowe	WR	Iowa State	11	Vic Surma	DT	Penn State
3	Dale Farley	LB	West Virginia	12	Leroy Byars	RB	Alcorn A & M
4	z-Joe Theismann	QB	Notre Dame	13	Lonnie Hepburn	CB	Texas Southern
5	TO PITTSBURGH for Willie Richardson			14	David Vaughan	TE	Memphis St.
6	Dennis Coleman	LB	Mississippi	15	Bob Richards	G	California
7	Ron Dickerson	CB	Kansas St.	16	Chris Myers	WR	Kentucky
8	TO PITTSBURGH for Bob DeMarco			17	Curt Mark	LB	Mayville St.
9	Vern Den Herder	DE	Central Iowa				

1 signed with Canadian Football League

# 1972 DRAFT CHOICES

No.	Name	Pos.	College	No.	Name	Pos.	College
1	x-Mike Kadish	DT	Notre Dame	8	Craig Curry	QB	Minnesota
2	TO CLEVELAND for Bob Matheson			9	Greg Johnson	CB	Wisconsin
3	Gary Kosins	RB	Dayton	10	TO HOUSTON for Russell Price		
4a	Larry Ball	DE	Louisville	11	Ed Jenkins	WR	Holy Cross
4b	Al Benton	OT	Ohio Univ.	12	Ashley Bell	TE	Purdue
5	Charlie Babbs	S	Memphis St.	13	Archy Robinson	CB	Hillsdale
6	y-Ray Nettles	LB	Tennessee	14	Willie Jones	LB	Tempe
7a	Bill Adams	G	Holy Cross	15	Bill Davis	DT	Wm & Mary
7b	(from Denver for John Stofa)			16	Al Hannah	WR	Wisconsin
7c	Calvin Harrell	RB	Arkansas St.	17	Vern Brown	S	Western Mich.

1 Not listed 72

1 signed with Canadian Football League

# 1973 DRAFT CHOICES

No.	Name	Pos.	College	No.	Name	Pos.	College
1	TO BUFFALO for Marlin Briscoe			7d	Tom Smith	DE	Miami (Fla.)
2	x-Chuck Bradley	C	Oregon	8	Archie Pearson	DE	NE Oklahoma
3	Leon Gray	OT	Jackson State	9	Karl Lorch	DE	Southern Cal
4	Bo Rather	WR	Michigan	10	Ron Fernandez	DE	Eastern Mich.
5a	Don Strock	CB	Virginia Tech	11	Chris Kels	LB	Boston College
5b	Dave McCurry	CB	Iowa State	12	Mike Mullin	LB	Tulane
6	Ed Newman	G	Duke	13	Joe Booker	RB	Miami (Ohio)
7a	Kevin Reilly	LB	Villanova	14	Greg Boyd	RB	Arizona
7b	Ben Shepherd	RB	Ark. Tech.	15	Bill Palmer	TE	St. Thomas
7c	Willie Hatter	WR	N. Illinois	16	James Jackson	DE	Norfolk St.
	(from Cleveland for Bob DeMarco)			17	Charley Wade	WR	Tennessee St.

1 injured reserve 73

# 1974 DRAFT CHOICES

No.	Name	Pos.	College	No.	Name	Pos.	College
1	Don Reese	DE	Jackson St.	7b	Joe Sullivan	OT	Boston College
2a	y-Andre Tillman	TE	Texas Tech	8	Mal Baker	WR	Texas Southern
2b	(from Green Bay for Jim Del Gazzo)			9a	Tom Wickert	OT	Washington St.
3	Benny Malone	RB	Arizona State	9b	x-Bob Lilly	LB	Cornell
2c	Jarvis White	CB	Hawaii	10	x-Gary Valbuena	CB	Tennessee
3	Net Moore	OT	Florida	11	Gerry Roberts	DE	UCLA
4	x-Bill Stevenson	DT	Drake	12	Jim Reavis	S	Florida
5	x-Cleveland Vann	LB	Oklahoma St.	13	x-Clayton Heath	RB	Wake Forest
5a	Randy Crowder	DT	Penn State	14	Sam Johnson	LB	Arizona State
5b	(from Baltimore in Hubert Gunn deal)			15	Larry Cates	CB	Western Mich.
6b	x-Bob Wolfe	OT	Nebraska	16	Jesse Wolf	DT	Prairie View
7a	Carl Swierc	WR	Rice	17	Ken Dickerson	CB	Tuskegee
	(from New Orleans for Jeff White)						

1 signed with World Football League

1 injured reserve 74

# 1975 DRAFT CHOICES

No.	Name	Pos.	College	No.	Name	Pos.	College
1	Darryl Carlton	OT	Tampa	10a	Clyde Russell	RB	Oklahoma
2a	Freddie Solomon	WR	Tampa	10b	(from Chicago for Charley Wade)		
2b	(from Green Bay for Jim Del Gazzo)			11	Joe Jackson	TE	Penn State
3	Stian Windley	RB	Arkansas St.	10c	Joe Danelo	K	Washington St.
4	Gerald Hill	LB	Ohio State	11	John Diworh	CB	NW Louisiana St.
5a	Bruce Ella	LB	Ohio State	12	Joe Yancey	OT	Henderson St.
5b	Morris Owens	WR	Arizona St.	13	Leonard Isabe	WR	Tulsa
6a	Barry Hill	LB	Iowa State	14a	James Lewis	CB	Tennessee St.
6b	Steve Towle	S	Kansas	14b	(from NY Giants for Ed Jenkins)		
7	TO NEW YORK JETS for Larry Woods			15	Jack Graham	QB	Colorado St.
8	Phillip Kent	RB	Baylor	16	Skip Johns	RB	Carson-Newman
9	Barney Crawford	DT	Harding College	17	Vernon Smith	C	Georgia
	James Wilson	G	Clark College		Dwayne Copeland	RB	Middle Tenn. St.

1 transferred at South Carolina as coach

1 injured reserve 75

2-out camp 75 active roster 75

# 1976 DRAFT CHOICES

No.	Name	Pos.	College	No.	Name	Pos.	College
1a	Larry Gordon	LB	Arizona St.	9	z-Norris Thomas	CB	Southern Miss
1b	(from Washington for Joe Theismann)			10a	Gary Fencik	S	Yale
2	y-Kim Bokamper	LB	San Jose St.	10b	(from Washington for Karl Lorch)		
3	Loird McCrery	TE	Tennessee St.	11	Don Testerman	RB	Clemson
4	Durle Harris	WR	New Mexico St.	12	Dexter Pride	RB	Minnesota
4a	Melvin Mitchell	G	Tennessee St.	13	Randy Young	OT	Iowa State
4b	(from Detroit for Larry Ball)			12a	Darryl Brandford	DT	Northwestern
5	TO PHILADELPHIA for Norm Bulach			13	(from St. Louis for Rodrigo Barnes)		
6	Gary Davis	RB	Cal Poly (SLO)	14	Bernie Head	C	Tulsa
7a	Joe Ingersoll	G-T	Nev.-Las Vegas	15	Bob Gissler	LB	South Dakota St.
7b	(from New Orleans for Mel Baker)			16	Ron Holmes	RB	Utah State
8	Johnny Owens	DE	Tennessee St.	17	Mike Green	PWR	Ohio Univ.
9	Bob Simpson	OT	Colorado		x-Jeff Grantz	QB	South Carolina

1 transferred at South Carolina as coach

1 injured reserve 76

2-out camp 76 active roster 76

# 1977 DRAFT CHOICES

No.	Name	Pos.	College	No.	Name	Pos.	College
1	A. J. Duhe	DE	Louisiana St.	5b	Leroy Harris	RB	Arkansas State
2	Bob Baumhower	DT	Alabama	6	TO NY GIANTS for Andy Selfridge		
3a	TO HOUSTON for Ken Ellis			7	x-Bruce Herron	LB	New Mexico
3b	Mike Watson	OT	Miami (Ohio)	8	Horace Perkins	CB	Colorado
4	(from Chicago for Bo Rather)			9	Robert Turner	RB	Oklahoma St.
5a	TO WASHINGTON for Jake Scott deal			10	Mark Carter	OT	Eastern Mich.
5b	Mike Mitchell	P-K	Stanford	11	John Alexander	DE	Rutgers
	(from Tampa for Ray Nettles rights)			12	Terry Anderson	WR	Bethune-Cookman

# 1978 DRAFT CHOICES

No.	Name	Pos.	College	No.	Name	Pos.	College
1	TO SAN FRANCISCO in Delvin Williams deal			6	Doug Bellers	DE	Nevada/Reno
2	Guy Benjamin	QB	Stanford	7a	Karl Baldschwieler	OT	Oklahoma
3a	Lyman Smith	OT	Duke	7b	(from Cleveland for Paul Warfield)		
3b	(from NY Giants for Larry Csonka)			8	Lloyd Henry	WR	NE Missouri
4a	Jimmy Cefalo	WR	Penn State	9	Sean Clancy	LB	Amherst
4b	Gerald Small	CB	San Jose St.	10	Bruce Hardy	TE	Arizona State
5a	(from Cleveland for Paul Warfield)			11	Mark Dennard	C	Texas A & M
5b	Eric Laakso	OT	Tulane	12a	Mike Moore	RB	Middle Tenn.
	Ted Burghesser	S	Notre Dame	12b	Billy Kenney	QB	Northern Colo.
	(from Tampa Bay for Jarvis White)				(from Denver for Jim Kuck)		
	TO SAN FRANCISCO in Delvin Williams deal						

# NFL'S NO. 1 DRAFT CHOICES

Year	Team	Player	Pos.	College
1978	Houston	Earl Campbell	RB	Texas
1977	Tampa Bay	Ricky Bell	RB	Southern Cal
1976	Tampa Bay	Leroy Selmon	DT	Oklahoma
1975	Atlanta	Steve Bartkowski	QB	California
1974	Dallas	Ed (Too Tall) Jones	DE	Tennessee St.
1973	Houston	John Matuszak	DE	Tampa
1972	Buffalo	Wait Patulski	DE	Notre Dame
1971	New England	Jim Plunkett	QB	Stanford
1970	Pittsburgh	Terry Bradshaw	QB	Louisiana Tech
1969	Buffalo	O. J. Simpson	RB	Southern Cal
1968	Minnesota	Ron Yary	T	Southern Cal
1967	Baltimore	Bubba Smith	DT	Michigan State
1966	Atlanta	Tommy Nobis	LB	Texas
1965	N.Y. Giants	Jim Grabowski	RB	Illinois
	New York (AFL)	Tucker Frederickson	RB	Auburn
1964	San Francisco	Joe Namath	QB	Alabama
	Denver (AFL)	Dave Parks	WR	Texas Tech
1963	Los Angeles	Bob Brown	T	Nebraska
	Kansas City (AFL)	Terry Baker	QB	Oregon State
1962	Washington	Buck Buchanan	DT	Grambling
	Oakland (AFL)	Ernie Davis	RB	Syracuse
		Roman Gabriel	QB	N. Carolina St.

# DOLPHIN TRADING HISTORY

- 1966**  
LB Ron Caveness to Houston for draft rights to QB Billy Anderson
- 1967**  
S John McGeever to San Diego for DE Bob Petrich  
C Mike Hudock to New York Jets for OT Nick DeFelice (4-4)  
TE Bill Cronin to Denver for DT Ray Jacobs (5-4)  
G Ernie Park, QB George Wilson Jr., DE Earl Falson and RB Cookie Gilchrist to Denver for LB Jerry Hopkins, RB Abner Haynes, DE Danny LaRose and 6th pick in 1968 (6-27)
- 1969**  
QB Kim Hammond, LB John Bramlett and 5th pick in 1970 for LB Nick Buoniconti (3-24)  
CB Mack Lamb to San Diego for G Larry Little (7-2)
- 1970**  
CB Dick Westmoreland to Minnesota for G Bookie Bolin (5-1)  
S Tom Belier to San Francisco for T-C Lance Olssen (5-1)  
WR Jack Clancy to Green Bay in compensation for TE Marv Fleming (5-18)
- 1971**  
C Carl Mauck to San Diego for DT Tony Liscio and 4th pick in 1972 (9-8)
- 1972**  
LB Dale Farley to Buffalo for DT Jim Dunaway (6-7)  
DT Frank Cornish to Buffalo for G-C Howard Kindig and 5th pick in 1973
- 1973**  
WR Otto Stowe to Dallas for WR Ron Sellers and 2nd pick in 1974 (5-10)  
RB Hubert Ginn to Baltimore for RB Don Nottingham, 6th pick in 1974 (10-2)  
DT Mike Kadish to Buffalo for C-G Irv Goode (8-27)
- 1975**  
WR Marlin Briscoe and RB Hubert Ginn to St. Louis for RB Donny Anderson and compensation for TE Jim McFarland (5-6)  
LB Bruce Bannon to San Diego for DE Pete Lazetich (7-23)
- 1976**  
FS Jake Scott and 4th pick in 1977 to Washington for FS Bryant Salter (8-24)
- 1977**  
OT Darryl Carlton to Tampa Bay for OT Mike Current and 5th pick in 1978 (8-8)
- 1978**  
WR Freddie Solomon, S Vern Roberson, 1st and 5th picks in 1978 to San Francisco for RB Delvin Williams (4-17)

## STRAIGHT DRAFT PICKS

### 1966

QB George Wilson Jr. from Buffalo	13th in 1967
RB Jack Spikes to Buffalo (8-30)	5th in 1967
DT Jerry Oliver to Denver	12th in 1967
TE Bill Cronin from Oakland	8th in 1967
RB Cookie Gilchrist from Denver (11-10)	3rd, 5th in 1967

### 1967

LB John Bramlett from Denver (7-25)	4th in 1968
TE Dave Kocourek to Oakland (9-5)	8th in 1968
QB Jon Brittenum to San Diego	3rd in 1968
QB Billy Anderson to Houston	9th in 1968
QB Archie Roberts from NY Jets (9-26)	8th in 1968
QB John Stofa to Cincinnati (12-26)	1st, 2nd in 1968

### 1968

LB Tom Erlandson to San Diego (8-19)	7th in 1969
WR John Roderick to Oakland (8-21)	5th in 1969

### 1970

WR Paul Warfield from Cleveland (1-26)	1st in 1970
C Bob DeMarco from Pittsburgh (8-31)	8th in 1971
WR Willie Richardson from Pittsburgh (9-15)	5th in 1971

### 1971

LB Bob Matheson from Cleveland (9-1)	2nd in 1972
DE Russell Price from Houston	10th in 1972
QB John Stofa to Denver (11-23)	7th in 1972

### 1972

WR Marlin Briscoe from Buffalo (6-7)	1st in 1973
OT Wayne Mass to New England	7th in 1973
G-C Bill Griffin to New England	7th in 1973
C Bob DeMarco to Cleveland (9-26)	7th in 1973

### 1973

QB Jim Del Gaizo to Green Bay (8-22)	2nd in 1974, 1975
CB Dave McCurry to Chicago	9th in 1974
K Jeff White to New Orleans (8-29)	7th in 1974

### 1974

QB Joe Theismann to Washington (1-25)	1st in 1976
DT Larry Woods to NY Jets (8-7)	6th in 1975
WR Charley Wade to Chicago (8-9)	10th in 1975
RB Ed Jenkins to NY Giants (8-17)	14th in 1975
G-C Howard Kindig to Washington (8-21)	10th in 1975
OT John Mooring from NY Jets (8-28)	6th in 1975
WR Bo Rather to Chicago (9-10)	3rd in 1977

### 1975

CB Henry Stuckey to NY Giants (1-28)	5th in 1975
RB Norm Bulaich from Philadelphia (7-9)	4th in 1976
LB Larry Ball, 5th in 1976 to Detroit (9-7)	4th in 1976
WR Mel Baker to New Orleans (9-9)	7th in 1976

### 1976

LB Rodrigo Barnes to St. Louis (4-6)	12th in 1976
RB Mercury Morris to San Diego (8-24)	4th in 1977
LB Andy Selfridge from NY Giants (9-2)	6th in 1977
CB Ken Ellis from Houston (9-21)	3rd, 4th in 1977

### 1977

LB Ray Nettles, rights to Tampa (1-21)	5th, 6th in 1977
WR Barry Smith from Tampa Bay and T Randy Young from Tampa Bay (2-7)	6th in 1977
DT Carl Barisich from Seattle (7-20)	11th in 1978
OT Steve Young from Tampa Bay (8-30)	5th in 1978
CB Jeris White to Tampa Bay (9-5)	5th in 1978

### 1978

TE Jim Mandich to Washington (5-11)	8th in 1979, 1980
DE Council Rudolph from Tampa Bay (7-5)	

## TRADING DEADLINES

No players may be traded after Oct. 10, 1978, which is the Tuesday following the sixth game of the regular season. Trading is allowed from the day after the Super Bowl.



'77 Game-by-Game

## Miami 13, Buffalo 0

Orchard Park, N.Y., Sept. 18 — With four defensive rookies starting their first NFL game, the Dolphins registered the 10th shutout in the team's history. The Bills, fumbling seven times, never got closer than the Dolphins' 18-yard line. Quarterback Bob Griese wore glasses in a driving rainstorm ("I just looked through the raindrops") and Miami managed only 148 total yards. Field goals of 32 and 37 yards by Garo Yepremian produced a 6-0 lead in the third quarter, and on the ensuing kickoff, rookie Norris Thomas recovered a fumble by Buffalo's Charles Rome. Then fullback Norm Bulaich charged 20 yards for the game's only touchdown. Thomas also broke up an apparent fourth-quarter TD pass to Bob Chandler in the end zone. O.J. Simpson collected only 71 yards on 21 carries — "They just swarmed around me like a bunch of angry bees," he said.

Miami	0	3	10	0	—	13
Buffalo	0	0	0	0	—	0

Miami — FG Yepremian 32  
Miami — FG Yepremian 37  
Miami — Bulaich 20 run  
(Yepremian kick)  
A — 78,048 paid, 76,097 actual

First Downs	Miami	Buffalo
Rushes-Yards	10	16
Passing Yards	32-96	40-127
Total Yards	52	197
Had QB Sacked	148	324
Passes	3-32	1-7
Punts	19-9-0	37-19-1
Fumbles/Lost	9-36-1	5-46-0
Penalties/Yards	1/0	7/3
	1/10	6/71

### INDIVIDUAL LEADERS

RUSHING — Miami: Malone 10-35, Bulaich 14-48, Davis 6-12, Griese 2-1.  
Buffalo: Simpson 21-71, Braxton 11-35, Ferguson 5-19, Hooks 2-2.  
PASSING — Miami: Griese 19-9-0, 84 yards, no TD.  
Buffalo: Ferguson 37-19-1, 204 yards, no TD.  
RECEIVING — Miami: Moore 4-31, Tillman 2-27, D. Harris 2-26, Bulaich 1-0.  
Buffalo: Chandler 5-72, Simpson 7-68, Holland 3-44, Braxton 3-10, Gant 1-10.

## Miami 19, San Francisco 15

San Francisco, Sept. 25 — Versatile receiver Nat Moore escaped for all three Dolphin touchdowns on passes of 32 and 73 yards and a flanker reverse of 19 yards. The first TD was a screen pass to Moore swinging left out of the backfield, and three blockers escorted him to the end zone. Bob Griese called for a reverse on third-and-inches, and Moore's dash gave Miami a 13-9 halftime edge. The 49ers had marched 66 yards for a touchdown in the first period, and a 40-yard run by Delvin Williams set up a field goal by Tom Wittum. Dolphin punter Larry Seiple had a punt blocked for the first time in five years (by linebacker Dale Mitchell), and Mike Baldassin retrieved the ball in the end zone for a 49er touchdown and 15-13 lead. But the see-saw stopped when Griese hooked up with Moore for a 73-yard bomb with 3:47 remaining in the third quarter. The 49ers never crossed the Dolphin 40-yard line in their next three possessions.

Miami	7	6	6	0	—	19
San Fran.	6	3	6	0	—	15

SF — Plunkett 4 run (kick failed)  
Miami — Moore 32 pass from Griese  
(Yepremian kick)  
SF — FG Wittum 28  
Miami — Moore 19 run (kick failed)  
SF — Baldassin recovered blocked punt  
in end zone (kick blocked)  
Miami — Moore 73 pass from Griese  
(kick failed)

First Downs	Miami	49ers
Rushes-Yards	22	13
Passing Yards	45-208	34-162
Total Yards	153	118
Had QB Sacked	361	280
Passes	2-16	1-5
Punts	17-10-0	21-11-1
Fumbles/Lost	4-28-8	4-33-3
Penalties/Yards	0-0	3-0
	6-50	8-50

A — 45,560 paid, 40,503 actual

### INDIVIDUAL LEADERS

RUSHING — Miami: Bulaich 17-82, Davis 13-45, Moore 3-34, Solomon 4-31, Malone 7-18, Griese 1-(-2).  
49ers: Williams 15-82, Jackson 9-34, Hofer 7-24, Plunkett 3-22.  
PASSING — Miami: Griese 17-10-0, 169 yards, 2 TDs.  
49ers: Plunkett 20-11-1, 123 yards, no TD.  
RECEIVING — Miami: Moore 3-114, Solomon 2-21, Bulaich 2-17, Tillman 1-9.  
49ers: Jackson 4-28, Mitchell 2-26, Williams 2-17, Washington 1-24.

## Miami 27, Houston 7

Miami, Oct. 2 — An awesome three-touchdown blitz in the first quarter carried the Dolphins to their third straight victory. Bob Griese directed scoring drives of 80, 27 and 82 yards highlighted by his aeriels to Duriel Harris. He outmaneuvered a defender for a 21-yard catch near the goal line on the first march, made a spectacular diving catch of a six-yard toss for the second TD and snagged passes for 27 and 23 yards on the third drive. The Dolphins stuffed Houston's runners in five cracks from the three-yard line to preserve a 21-7 lead early in the fourth period. "With that goal-line stand," rookie A.J. Duhe said, "my confidence in our defensive unit just went sky-high." Coach Don Shula remarked, "That first quarter was a thing of beauty — Griese just ran them to perfection." Miami hammered 217 yards on the ground. "That first quarter seemed like an eternity," Oiler defensive end Elvin Bethea said.

Houston	0	7	0	0	—	7
Miami	21	0	0	6	—	27

Miami — Bulaich 1 run (Yepremian kick)  
Miami — D. Harris 16 pass from Griese  
(Yepremian kick)  
Miami — Malone 3 run (Yepremian kick)  
Houston — Pastorini 2 run (Fritsch kick)  
Miami — L. Harris 2 run (kick failed)  
A — 50,764 paid, 49,619 actual

First Downs	Houston	Miami
Rushes-Yards	13	29
Passing Yards	27-68	51-217
Total Yards	137	180
Had QB Sacked	205	397
Passes	0-0	1-14
Punts	31-16-2	20-13-1
Fumbles/Lost	6-37-2	3-38-7
Penalties/Yards	2/1	2/2
	6/47	1/2

### INDIVIDUAL LEADERS

RUSHING — Houston: Wilson 4-24, Hardeman 7-20, Coleman 8-17, Carpenter 6-2, Pastorini 2-5, Miami: Malone 19-90, L. Harris 10-45, Davis 6-8, Nottingham 8-44, Bulaich 5-11, Solomon 1-11, Griese 2-8.  
PASSING — Houston: Pastorini 31-16-2, 137 yards, no TD.  
Miami: Griese 20-13-1, 194 yards, one TD.  
RECEIVING — Houston: Carpenter 5-49, Wilson 3-17, Hardeman 3-26, Giles 2-19.  
Miami: D. Harris 5-87, Malone 2-51, Tillman 2-20, Solomon 1-11.

## Baltimore 45, Miami 28

Baltimore, Oct. 9 — Quarterback Bert Jones fired four touchdown passes to erase an 18-point deficit and propel the Colts to their fifth consecutive victory in their series with the Dolphins. Bolts of lightning by the Dolphins — a 90-yard kickoff return by Freddie Solomon and touchdown bursts of 52 and 66 yards by Benny Malone — built a 28-10 lead in the second quarter. The Dolphins lost fumbles at the 16 and 5-yard lines, easing the Colts' comeback. Most dramatic strike was Jones' 19-yarder to tight end Raymond Chester when Dolphins blitzed with cornerback. Duriel Harris pulled down passes covering 43 and 47 yards for Dolphins and totalled 127 yards on four catches, but the visitors didn't cross Colts' 28-yard line in second half.

Miami	14	14	0	0	—	28
Baltimore	10	14	14	7	—	45

Balt — Doughty 5 pass from Jones  
(Linhart kick)  
Balt — McCauley 1 run (Linhart kick)  
Balt — Mitchell 64 run (Linhart kick)  
Miami — Solomon 90 kickoff return  
(Yepremian kick)  
Miami — Malone 52 run (Yepremian kick)  
Balt — FG Linhart 41  
Miami — L. Harris 1 run (Yepremian kick)  
Miami — Malone 66 run (Yepremian kick)  
Balt — Doughty 3 pass from Jones  
(Linhart kick)  
Balt — Chester 19 pass from Jones  
(Linhart kick)  
Balt — McCauley 34 pass from Jones  
(Linhart kick)

First Downs	Miami	Balt
Rushes-Yards	16	19
Passing Yards	29-182	35-207
Total Yards	213	190
Had QB Sacked	395	397
Passes	5-51	1-15
Punts	34-18-2	30-18-0
Fumbles/Lost	4-35-5	6-37-5
Penalties/Yards	4-2	1-1
	5-46	2-15

A — 56,829 paid, 57,005 actual

### INDIVIDUAL LEADERS

RUSHING — Miami: Malone 12-139, Nottingham 5-21, L. Harris 7-13, Bulaich 2-3.  
Balt: Mitchell 17-142, R. Lee 10-22, Jones 3-17, McCauley 4-10, Doughty 1-18.  
PASSING — Miami: Griese 32-18-1, 284 yards, no TD; Strock 2-0-1.  
Balt: Jones 30-18-0, 205 yards, 4 TDs.  
RECEIVING — Miami: Solomon 4-51, D. Harris 4-127, N. Moore 2-34, Tillman 2-21.  
Balt: Chester 3-93, Mitchell 5-17, Doughty 4-24, McCauley 3-59, Lee 3-12.

## Miami 21, New York Jets 17

Miami, Oct. 16 — Benny Malone and Don Nottingham combined for 201 yards rushing as Dolphins coasted to victory over the stubborn Jets. Nottingham, subbing for fullback Norm Bulaich (bruised ribs), was awarded the game ball for his 96 yards on 16 carries and his blocking which freed Malone for 105 yards on 22 tries. Bob Griese flipped touchdown passes to tight end Loaird McCreary and Nat Moore while mounting 21-0 lead. But the Jets chipped away with TD drives of 74 and 78 yards: a 46-yard pass from Richard Todd to rookie Wesley Walker ignited the second march when Jets closed within 21-17 with 2:44 left. Dolphins again were scoreless in second half, and only once during season did Miami score more than one touchdown in second half.

NY Jets	0	3	7	7	—	17		Jets	Miami
Miami	7	14	0	0	—	21		14	23
							First Downs	25-123	42-212
Miami — Malone 5 run (Yepremian kick)							Rushes-Yards	191	128
Miami — McCreary 1 pass from Griese (Yepremian kick)							Passing Yards	314	340
Miami — Moore 9 pass from Griese (Yepremian kick)							Total Yards	1-12	1-4
NYJ — FG Leahy 30							Had QB Sacked	26-16-0	24-17-0
NYJ — Gaines 1 run (Leahy kick)							Passes	3-44.7	4-37.8
NYJ — Gaines 1 run (Leahy kick)							Punts	2/2	2/2
A — 45,048 paid, 43, 446 actual							Fumbles/Lost	7/52	2/20
							Penalties/Yards		

### INDIVIDUAL LEADERS

RUSHING — New York: Gaines 11-52, Todd 5-40, Harper 5-23, Walker 1-11.  
Miami: Malone 22-105, Nottingham 16-96, Bulaich 3-5, Griese 1-6.  
PASSING — New York: Todd 26-16-0, 203 yards, no TD.  
Miami: Griese 24-17-0, 132 yards, 2 TDs.  
RECEIVING — New York: Walker 4-90, Barkum 3-49, Harper 3-12, Gaines 4-31.  
Miami: Moore 6-37, D. Harris 4-45, Tillman 2-18, Nottingham 2-17.

## Miami 31, Seattle 13

Miami, Oct. 23 — Only 29,858 fans braved a driving rainstorm to watch Dolphins push their record to 5-1 against second-year Seahawks. The crowd was Miami's smallest since 1969 when there were two games with fewer than 30,000 witnesses. A 24-point second quarter spurred the Dolphins. Bob Griese and Nat Moore hooked up for touchdowns of 12 and four yards, and an 11-yard pass to Moore set up a one-yard TD plunge by Don Nottingham. Interceptions by Tim Foley, Larry Gordon and Norris Thomas sparked defensive effort, but the Dolphins lost linebacker Mike Kolen and tackle Carl Barisich to knee injuries. Shula liked a "knockdown, drag-out drive" in fourth quarter (53 yards on 12 plays, using 7:10) for clinching touchdown.

Seattle	3	7	0	3	—	13		Seattle	Miami
Miami	0	24	0	7	—	31		14	19
							First Downs	27-79	39-136
Sea — FG Leyboldt 19							Rushes-Yards	143	86
Miami — Moore 12 pass from Griese (Yepremian kick)							Passing Yards	222	222
Miami — Nottingham 1 run (Yepremian kick)							Total Yards	2-17	2-19
Sea — Largent 13 pass from Myer (Leyboldt kick)							Had QB Sacked	33-17-3	18-11-1
Miami — Moore 4 pass from Griese (Yepremian kick)							Passes	4-43.0	3-43.0
Miami — FG Yepremian 29							Punts	0/0	1/0
Sea — FG Leyboldt 41							Fumbles/Lost	7/42	2/15
Miami — Nottingham 3 run (Yepremian kick)							Penalties/Yards		

A — 38, 967 paid, 29,858 actual

### INDIVIDUAL LEADERS

RUSHING — Seattle: Testerman 14-50, Smith 9-17, Sims 3-11, Myer 1-1.  
Miami: Malone 21-74, Bulaich 9-44, Nottingham 6-27, Davis 1-0.  
PASSING — Seattle: Myer 32-17-3, 160 yards, one TD. Sims 1-0-0.  
Miami: Griese 18-11-1, 105 yards, 2 TDs.  
RECEIVING — Seattle: Ferguson 2-36, Largent 2-28, Smith 4-23, Sawyer 2-27.  
Miami: Moore 5-46, D. Harris 2-29, Bulaich 3-23, Tillman 1-7.

## San Diego 14, Miami 13

Miami, Oct. 30 — As time expired, quarterback James Harris spun through tacklers on a five-yard scramble to the end zone, and Rolf Benirschke kicked the extra point in a shocking upset of the Dolphins. The Chargers used 10 plays to cover 28 yards after tackle Gary Johnson recovered Benny Malone's fumble with 1:48 remaining. Miami's defense appeared to have protected 13-7 lead with an interception by Tim Foley at the Dolphin 16 with 8:31 to play and an end-zone interception by Norris Thomas with 2:11 on clock. Chargers' free safety Clarence Duren became first Dolphin opponent in history to intercept three passes (all in second quarter). "It's going to take a couple of days to swallow this one," safety Charlie Babb said. "It's like a boa constrictor trying to swallow a dang horse." Field goals of 32 and 45 yards by Garo Yepremian and a three-yard plunge by Norm Bulaich with 9:43 left produced Dolphin lead.

San Diego	0	7	0	7	—	14		SD	Miami
Miami	6	0	0	7	—	13		14	15
							First Downs	35-90	37-178
Miami — FG Yepremian 32							Rushes-Yards	122	63
Miami — FG Yepremian 45							Passing Yards	212	241
SD — Klein 2 pass from Harris (Benirschke kick)							Total Yards	1-9	3-19
Miami — Bulaich 3 run (Yepremian kick)							Had QB Sacked	31-15-3	16-9-3
SD — J. Harris 5 run (Benirschke kick)							Passes	6-40.3	4-41.5
A — 47,525 paid, 40,670 actual							Punts	1/0	2/2
							Fumbles/Lost	6/29	7/49
							Penalties/Lost		

### INDIVIDUAL LEADERS

RUSHING — San Diego: Young 14-32, Woods 8-22, Williams 7-15.  
Miami: Malone 18-72, Bulaich 12-89, Davis 5-15.  
PASSING — San Diego: J. Harris 31-15-3, 131 yards, one TD.  
Miami: Griese 16-9-3, 82 yards, no TD.  
RECEIVING — San Diego: Washington 4-30, Young 3-25, Klein 4-23, McDonald 2-24.  
Miami: Moore 3-36, Davis 2-16, Bulaich 2-18, Tillman 1-7, Malone 1-5.

## Miami 14, New York Jets 10

New York, Nov. 6 — An avalanche of six quarterback sacks and a goal-line stand in the fourth quarter boosted the Dolphins to their 14th victory in 16 games with the Jets since 1970. Rookie right end A.J. Duhe earned game ball with three sacks, and inside blitzing by linebacker Bob Matheson was key to pressuring quarterbacks Richard Todd and Marty Domres. Bob Griese and Duriel Harris put both touchdowns on scoreboard with passes of 20 and 24 yards, and Griese was precise 12-of-15 passer. Harris was playing with his right hand heavily taped two weeks after he suffered a 10-stitch wound in the webbing of middle fingers. Norm Bulaich collected seven first downs by rushing 63 yards and catching three passes for 34 yards. Goal-line defense preserved 14-3 lead, but Jets closed gap with 50 seconds to play on Domres' fourth-down, 16-yard connection with Jerome Barkum.

Miami	0	7	7	0	—	14		Miami	NY Jets
N. Y. Jets	3	0	0	7	—	10		15	18
							First Downs	33-109	31-130
NYJ — FG Leahy 37							Rushes-Yards	105	117
Miami — D. Harris 20 pass from Griese (Yepremian kick)							Passing Yards	214	247
Miami — D. Harris 24 pass from Griese (Yepremian kick)							Total Yards	4-27	6-40
NYJ — Barkum 16 pass from Domres (Leahy kick)							Had QB Sacked	15-12-0	35-20-0
A — 53,698 paid, 51,582 actual							Passes	5-40.6	5-34.8
							Punts	2/1	3/1
							Fumbles/Lost	4/34	3/30
							Penalties/Yards		

### INDIVIDUAL LEADERS

RUSHING — Miami: Bulaich 13-63, Davis 13-44, Malone 5-5, Griese 2-(-3).  
NY Jets: Gaines 12-44, Long 13-46, Dierking 3-22, Domres 3-18.  
PASSING — Miami: Griese 15-12-0, 132 yards, 2 TDs.  
NY Jets: Todd 11-6-0, 64 yards, no TD; Domres 24-14-0, 93 yards one TD.  
RECEIVING — Miami: Bulaich 3-34, D. Harris 5-91, Tillman 3-1, Davis 1-6.  
NY Jets: Gaines 9-81, Walker 3-21, Caster 2-13, Barkum 1-16.

## Miami 17, New England 5

Miami, Nov. 13 — A hustling Dolphin defense held the Patriots without a touchdown for the second straight year at the Orange Bowl. Five thrusts inside the Miami 35-yard line were repelled although a 33-yard touchdown run by Ike Forte in the third quarter was erased by a holding penalty. The Dolphins clinched their seventh victory in nine outings when Bob Griese, under a heavy blitz, lofted a 26-yard TD pass to Nat Moore with 5:51 left. "It couldn't have been thrown any better if Bob came over and put it in my hands," Moore said. Setting up the Griese-Moore TD was A.J. Duhe blocking a Mike Patrick punt out of bounds at the New England 24. Only sustained drive was 15-play, 94-yard trek by Dolphins in second period, capped by a one-yard plunge by Gary Davis. Davis rambled 73 yards on a kickoff return, followed by Garo Yepremian's 33-yard field goal, for a 10-3 lead.

New Eng.	0	0	0	5	—	5		New Eng.	Miami
Miami	0	7	0	10	—	17			
First Downs									
Miami — Davis 1 run (Yepremian kick)								17	14
NE — FG Smith 35								39-134	29-71
Miami — FG Yepremian 33								140	102
Miami — Moore 26 pass from Griese (Yepremian kick)								274	173
NE — Safety, Clayborn runs Michel out of end zone (Intentional)								0-0	3-28
A — 66,743 paid, 67,502 actual								31-15-1	20-11-0
Passes									
								4-28.5	4-48.3
Punts									
								0/0	2/1
Fumbles/Lost									
								9/58	8/57
Penalties/Yards									

### INDIVIDUAL LEADERS

RUSHING — New England: Calhoun 10-42, Cunningham 17-49, Forte 8-29, Grogan 4-14. Miami: Davis 10-31, Bulaich 8-26, Malone 5-5, Griese 3-7.  
PASSING — New England: Grogan 31-15-1, 140 yards, no TD.  
Miami: Griese 20-11-0, 130 yards, one TD.  
RECEIVING — New England: Cunningham 5-28, Morgan 2-34, Stingley 2-16, Forte 2-16, Hasselback 2-27, Chandler 2-19.  
Miami: Moore 4-75, Davis 3-27, Mandich 1-8, D. Harris 1-6, Bulaich 1-11.

## Cincinnati 23, Miami 17

Cincinnati, Nov. 20 — The Bengals tricked the Dolphins with a razzle-dazzle 29-yard touchdown pass from quarterback Ken Anderson to tight end Bob Trumpy with 2:35 remaining. After the football changed hands three times on a reverse and lateral to Anderson, he heaved the game-winning pass to Trumpy in the end zone. "You hate to get beat on one like that, but it happened," Shula said. Anderson also fooled the visitors with a 17-yard quarterback draw for a touchdown in the second quarter. Miami rookie fullback Leroy Harris powered 108 yards on 20 carries in his first start, and rookie lineman Bob Baumhower collected 19 tackles including two QB sacks. Fumble recoveries by Rusty Chambers and Baumhower set up both Dolphins TDs — Griese passes to Nat Moore and Duriel Harris — and Garo Yepremian booted a 35-yard field goal for a 17-16 edge with 10:12 to play.

Miami	7	0	7	3	—	17		Miami	Cincy
Cincinnati	3	7	6	7	—	23			
First Downs									
Cincy — FG Bahr 44								17	19
Miami — Moore 5 pass from Griese (Yepremian kick)								35-192	42-173
Cincy — Anderson 17 run (Bahr kick)								93	96
Cincy — FG Bahr 43								285	269
Miami — D. Harris 16 pass from Griese (Yepremian kick)								2-20	3-27
Cincy — FG Bahr 42								29-10-3	26-14-0
Miami — FG Yepremian 35								4-30.8	6-42.5
Cincy — Trumpy 29 pass from Anderson (Bahr kick)								3/2	5/2
								5/45	7/85
Fumbles/Lost									
Penalties/Yards									
A — 58,710 paid, 46,733 actual									

### INDIVIDUAL LEADERS

RUSHING — Miami: L. Harris 20-108, Davis 8-38, Moore 3-34, Griese 2-4.  
Cincinnati: Griffin 12-64, Johnson 14-47, Clark 9-27, Anderson 5-24.  
PASSING — Miami: Griese 29-10-3, 113 yards, 2 TDs.  
Cincinnati: Anderson 26-14-0, 123 yards, one TD.  
RECEIVING — Miami: D. Harris 3-62, Moore 3-33, Mandich 2-16, L. Harris 2-2.  
Cincinnati: Trumpy 4-56, McInally 3-27, Griffin 3-15, Clark 3-11, Corbett 1-14.

## Miami 55, St. Louis 14

St. Louis, Nov. 24 — Bob Griese unloaded a barrage of six touchdown passes and the Dolphins topped all of their single-game offensive records in a Thanksgiving Day feast. Miami set records for points (55), total yards (503), touchdowns (8) and first downs (34). Griese, who played only three quarters, had a chance to tie the all-time NFL record of seven TD passes. But after missing a first-and-goal toss to Loaird McCreary, Griese handed to fullback Leroy Harris for a four-yard TD smash. "Don Strock told me about the record — he's our resident statistician and trivia expert," Griese said. "I tried it once for Strock, and then that was it." In halting the Cardinals' six-game winning streak, Nat Moore snared three of Griese's TD passes and Gary Davis gained 202 yards running, receiving and returning kicks. Camouflaged by the aerial fireworks were 295 yards rushing by the Dolphins, best total since 1973.

Miami	14	14	20	7	—	55		Miami	St L
St. Louis	7	0	0	7	—	14			
First Downs									
Miami — Moore 4 pass from Griese (Yepremian kick)								34	13
Miami — D. Harris 7 pass from Griese (Yepremian kick)								55-295	22-54
St L — Metcalf 1 run (Bakken kick)								208	156
Miami — Moore 9 pass from Griese (Yepremian kick)								503	210
Miami — Moore 28 pass from Griese (Yepremian kick)								1-11	2-14
Miami — Davis 17 pass from Griese (kicked failed)								25-17-1	29-16-1
Miami — Tillman 37 pass from Griese (Yepremian kick)								2-37.0	5-32.8
								1/0	4/2
								7/52	8/65
Fumbles/Lost									
Penalties/Yards									
A — 50,855 paid, 50,269 actual									

### INDIVIDUAL LEADERS

RUSHING — Miami: Davis 20-104, L. Harris 18-76, Malone 8-64, Nottingham 6-21.  
St. Louis: Metcalf 9-28, Jones 4-14, Otis 4-11, Morris 4-1, Hart 1-0.  
PASSING — Miami: Griese 23-15-1, 207 yards, 6 TDs. Strock 2-2-0, 12 yards.  
St. Louis: Hart 28-15-1, 167 yards, one TD. Donckers 1-1-0, 3 yards.  
RECEIVING — Miami: Moore 7-68, Davis 3-62, D. Harris 2-20, Tillman 1-37.  
St. Louis: L. Harris 4-41, Morris 4-39, Jones 3-25, Gray 1-5, Cain 2-43.

## Miami 17, Baltimore 6

Miami, Dec. 5 — Leroy Harris bounced off tacklers at the line of scrimmage and stampeded 77 yards for a touchdown with 7:42 remaining as the Dolphins moved into a 9-3 tie for first place in the AFC East. Harris' escape was the longest run in Dolphin history and it gave him 324 yards rushing in his first three NFL starts. "I never did have the feeling it was going to be all the way," Harris said. "I was looking for a filling station to gas up." Tight end Andre Tillman blasted through two Colt defenders on 15-yard touchdown pass in second quarter which gave Dolphins a 10-6 lead. A lost fumble at the Colts' five-yard line and a missed field goal kept Dolphins from possible 20-6 command. Rookie cornerback Norris Thomas recovered a fumble by Roosevelt Leaks in the Dolphin end zone in third period to protect lead. The Dolphins improved to 10-2 in Monday night games.

Baltimore	6	0	0	0	—	6		Balt	Miami
Miami	3	7	0	7	—	17			
First Downs									
Miami — FG Yepremian 27								17	17
Balt — FG Linhart 32								33-122	31-207
Balt — FG Linhart 27								189	145
Miami — Tillman 15 pass from Griese (Yepremian kick)								311	352
Miami — L. Harris 77 run (Yepremian kick)								3-25	0-0
A — 74,216 paid, 68,977 actual								34-18-0	22-13-1
								7-42.0	4-31.5
								2/2	1/1
								5/35	3/15
Fumbles/Lost									
Penalties/Yards									

### INDIVIDUAL LEADERS

RUSHING — Balt: Mitchell 20-84, Leaks 3-7, McCauley 5-14, Lee 4-16, Jones 1-1.  
Miami: L. Harris 17-140, Davis 12-56, Griese 1-8, Malone 1-3.  
PASSING — Balt: Jones 34-18-0, 189 yards, no TD.  
Miami: Griese 22-13-1, 170 yards, one TD.  
RECEIVING — Balt: Mitchell 6-62, McCauley 6-51, Carr 2-32, Doughty 2-13, Chester 1-29, Lee 1-2.  
Miami: Moore 5-83, D. Harris 2-31, L. Harris 2-15, Tillman 1-15, Davis 1-12.

**New England 14, Miami 10**

Foxboro, Mass., Dec. 11 — The Dolphins battled from an early two-touchdown deficit and had possession at New England 16-yard line before being stopped on a windy, frigid day. Wind-chill factor was measured 15 degrees below zero. Bob Griese fired a strike to Nat Moore for 23-yard TD with 11:56 remaining to pull Dolphins within four points. Griese completed 22 of 38 passes for 260 yards after the Patriots clamped off the Dolphins' running game, which netted only 25 yards. New England belted 71 and 51 yards for first-quarter TDs but lost fumbles at Miami's 11 and 4-yard lines in second period. The Dolphins also were frustrated on fourth down, only inches from goal line, when Griese's pass was off fingertips of Andre Tillman in third quarter. "I'm proud of the way our defense hung in there and fought," strong safety Tim Foley said, "and our offense kept the faith. We showed a lot of character."

Miami	0	3	7	0	—	10						
New Eng.	14	0	0	0	—	14						
							First Downs	Miami	New Eng			
NE — Forte 1 run (Smith kick)							Rushes-Yards	18	16			
NE — Cunningham 1 run (Smith kick)							Passing Yards	19-25	51-177			
Miami — FG Ypremanian 28							Total Yards	223	106			
Miami — Moore 23 pass from Griese (Ypremanian kick)							Had QB Sacked	248	283			
A — 60,329 paid, 61,064 actual							Punts	6-37	2-14			
							Passes	38-22-1	10-6-0			
							Fumbles/Lost	5-33.4	4-32.3			
							Penalties/Yards	0/0	4/3			
								2/10	5/45			

## INDIVIDUAL LEADERS

**INDIVIDUAL LEADERS**  
**RUSHING** — Miami: L. Harris 10-12, Davis 6-8, Bulacha 3-5.  
 New England: Cunningham 19-57, Calhoun 18-55, Grogan 7-38, Forte 7-27.  
**PASSING** — Miami: Griesse 38-22-1, 260 yards, one TD.  
 New England: Grogan 10-6-0, 120 yards, no TD.  
**RECEIVING** — Miami: Moore 5-64, Bulacha 5-39, D. Harris 4-77, Solomon 2-30,  
 Mandich 2-24. New England: Morgan 3-71, Stingley 2-42, Forte 1-7.

**Miami 31, Buffalo 14**

Miami, Dec. 17 — Nat Moore romped 67 yards twice on quick screen passes and caught a Dolphin record 12th touchdown pass in a rout that was 16th consecutive victory over Buffalo since 1970. Moore had five catches for 144 yards including his diving seven-yard TD in the first quarter that broke Paul Warfield's club record of 11 TD receptions. Griese delivered a 54-yard TD pass to Freddie Solomon for a career-high 22 scoring strikes, and Gary Davis slashed 172 yards on 26 carries capped by a 60-yard touchdown sprint in fourth quarter. End-zone interceptions by Tim Foley and Rick Volk kept Dolphins in 24-0 control after three quarters. It was the 11th time in 15 years that a Shula team has won at least 10 games.

[illegible]

## INDIVIDUAL LEADERS

**RUSHING** — Buffalo: Hooks 3-41, Collier 3-17, Braxton 7-30, Ferguson 3-15  
Miami: Davis 26-172, L Harris 9-23, Bulach 4-27, Moore 2-16, Griese 1-0.  
**PASSING** — Buffalo: Ferguson 40-25-3, 331 yards, one TD.  
Miami: Griese 14-10-1, 210 yards, 2 TDs.  
**RECEIVING** — Buffalo: Chandler 7-59, Piccone 5-73, Braxton 5-85, Hooks 4-63.  
Miami: Moore 5-144, Solomon 1-54, Davis 2-16, Bulach 2-(-4).

## 1977 DOLPHIN RESULTS

**PRESEASON (4-2)**

Date	W-L	Opponent	Score		Attendance
Aug. 6	W	at Tampa Bay	13	7	66,056
Aug. 13	W	WASHINGTON	27	15	38,521
Aug. 20	W	at Dallas	20	14	56,820
Aug. 26	L	at Minnesota	7	33	44,396
Sept. 3	L	NEW ORLEANS	10	17	31,704
Sept. 11	W	at N.Y. Giants	27	21	51,706

**REGULAR SEASON (10-4)**

Sept. 18	W	at Buffalo	13	0	76,097
Sept. 25	W	at San Francisco	19	15	40,503
Oct. 2	W	HOUSTON	27	7	49,619
Oct. 9	L	at Baltimore	28	45	57,005
Oct. 16	W	NEW YORK JETS	21	17	43,446
Oct. 23	W	SEATTLE	31	13	29,858
Oct. 30	L	SAN DIEGO	13	14	40,670
Nov. 6	W	at N.Y. Jets	14	10	51,582
Nov. 13	W	NEW ENGLAND	17	5	67,502
Nov. 20	L	at Cincinnati	17	23	46,733
Nov. 24	W	at St. Louis	55	14	50,269
Dec. 5	W	BALTIMORE	17	6	68,977
Dec. 11	L	at New England	10	14	61,064
Dec. 17	W	BUFFALO	31	14	39,626

(Regular-Season Averages: Home 45,671 Road 54,751)

## TEAM STATISTICS

	Dolphins	Opponents				
<b>TOTAL FIRST DOWNS</b> .....	267	227				
By Rushing .....	143	101				
By Passing .....	107	117				
By Penalty .....	17	9				
Third Down: Made/Att .....	78/172	88/199				
Third-Down Efficiency .....	45.3	44.2				
<b>TOTAL NET YARDS</b> .....	4327	3982				
Average Per Game .....	309.1	284.4				
Total Plays .....	866	901				
Average Per Play .....	5.0	4.4				
<b>NET YARDS RUSHING</b> .....	2366	1749				
Average Per Game .....	169.0	124.9				
Total Rushes .....	519	467				
Average Per Rush .....	4.6	3.7				
<b>NET YARDS PASSING</b> .....	1961	2233				
Average Per Game .....	140.1	159.5				
Tackled/Yards Lost .....	36/303	20/160				
Gross Yards Passing .....	2264	2393				
+ Pct. of Completions .....	58.5	54.6				
Had Intercepted .....	14	15				
<b>PUNTS/AVERAGE</b> .....	58/36.9	67/38.5				
<b>NET PUNTING AVERAGE</b> .....	31.9	32.3				
<b>PUNT RETURNS/AVERAGE</b> .....	40/7.9	29/9.2				
<b>KICKOFF RETURNS/AVERAGE</b> .....	38/26.6	59/21.7				
<b>INTERCEPTIONS/AVG. RETURN</b> .....	15/8.3	14/17.0				
<b>PENALTIES/YARDS</b> .....	59/432	82/644				
<b>FUMBLES/BALL LOST</b> .....	22/13	37/18				
<b>TOUCHDOWNS</b> .....	41	23				
By Rushing .....	18	12				
By Passing .....	22	10				
By Returns .....	1	1*				
<b>EXTRA POINTS/ATTEMPTS</b> .....	37/41	21/23				
<b>FIELD GOALS/ATTEMPTS</b> .....	10/22	12/20				
<b>TOTAL POINTS</b> .....	313	197				
<b>Score by Quarters</b>	1	2	3	4	OT	Total
DOLPHINS	86	113	60	54	0	313
OPPONENTS	52	48	33	64	0	197

## INDIVIDUAL STATISTICS

### RUSHING

	Att.	Yds.	Avg.	LG	TD	High Game
Malone	129	615	4.8	66t	5	12-139
Davis	126	533	4.2	60t	2	26-172
L. Harris	91	417	4.6	77t	4	17-140
Bulaich	91	416	4.6	29	4	12-89
Nottingham	44	214	4.9	13	2	16-96
Moore	14	89	6.4	24	1	3-34
Solomon	6	43	7.2	14	0	4-31
Griese	16	30	1.9	13	0	2-8
T. Anderson	1	11	11.0	11	0	1-11
Michel	1	-2	-2.0	—	0	
TOTAL	519	2366	4.6	77t	18	26-172
Opponents	467	1749	3.7	64t	12	17-142

### PASSING

	Att.	Comp.	Yds.	Pct.	TD	Int.	Pct. Int.	LG	Tackled
Griese	307	180	2252	58.6	22	13	4.2	73t	36/303
Strock	4	2	12	50.0	0	1		9	0/0
TOTAL	311	182	2264	58.5	22	14	4.5	73t	36/303
Opp.	414	226	2393	54.6	10	15	3.6	47	20/160

### RECEIVING

	No.	Yds.	Avg.	LG	TD	High Game
Moore	52	765	14.7	73t	12	5-144
D. Harris	34	601	17.7	47	5	4-127
Bulaich	25	180	7.2	14	0	5-39
Tillman	17	169	10.0	37t	2	1-37
Davis	14	151	10.8	32	1	3-62
Solomon	12	181	15.1	54t	1	1-54
Nottingham	8	58	7.3	16	0	3-26
L. Harris	7	29	4.1	11	0	2-15
Mandich	6	63	10.5	15	0	2-24
Malone	4	58	14.5	35	0	2-51
McCreary	2	10	5.0	9	1	1-9
Seiple	1	-1	-1.0	—	0	
TOTAL	182	2264	12.4	73t	22	5-144
Opponents	226	2393	10.6	47	10	3-93

### INTERCEPTIONS

	No.	Yds.	Avg.	LG	TD
Johnson	4	35	8.8	19	0
Thomas	3	23	7.7	23	0
Foley	3	17	5.7	17	0
Gordon	1	27	27.0	27	0
Babb	1	15	15.0	15	0
Matheson	1	7	7.0	7	0
Roberson	1	0	0.0		
Volk	1	0	0.0		
TOTAL	15	124	8.3	27	0
Opponents	14	238	17.0	34	0

### KICKOFF RETURNS

	No.	Yds.	Avg.	Long	TD
Davis	14	414	29.6	73	0
Solomon	10	273	27.3	90t	1
T. Anderson	7	167	23.9	40	0
D. Harris	4	91	22.8	31	0
Nottingham	2	36	18.0	18	0
McCreary	1	30	30.0	30	0
TOTAL	38	1011	26.6	90t	1
Opponents	59	1281	21.7	32	0

### PUNT RETURNS

	No.	FC	Yds.	Avg.	Long	TD
Solomon	32	1	285	8.9	39	0
Davis	1	3	11	11.0	11	0
Babb	2	1	10	5.0	7	0
T. Anderson	1	0	6	6.0	6	0
D. Anderson	4	1	3	0.7	3	0
TOTAL	40	6	315	7.9	39	0
Opponents	29	11	267	9.2	49	0

### PUNTING

	No.	Yds.	Avg.	TB	In 20	LG
Michel	35	1338	38.2	0	9	61
Seiple	*22	801	36.4	1	5	54
TOTAL	58	2139	36.9	1	14	61
Opponents	67	2581	38.5	5	16	60

### FIELD GOALS

	1-19	20-29	30-39	40-49	50+	Total
Yepremian	0/0	3/4	5/7	2/9	0/2	10/22
Opponents	1/1	2/2	4/5	5/10	0/2	12/20

Yepremian Sequence: (32, 37) (52x) (52x, 41b) (44x, 35x) (41x) (29, 39x) (32, 45) (43x) (33) (46x, 35) (46x) (27, 29x, 49x) (28) (48)

### SCORING SUMMARY

	TDR	TDP	TDRt	PAT	FGs	TP
Moore	1	12	0			78
Yepremian				37/41	10/22	67
D. Harris	0	5	0			30
Malone	5	0	0			30
L. Harris	4	0	0			24
Bulaich	4	0	0			24
Davis	2	1	0			18
Nottingham	2	0	0			12
Tillman	0	2	0			12
Solomon	0	1	1			12
McCreary	0	1	0			6
Michel				0/1		0
TOTAL	18	22	1	37/42	10/22	313
Opponents	12	10	1*	21/23	12/20	197

\*blocked punt for TD by San Francisco

### 1977 DEFENSIVE STATISTICS

(Initial Hits, Assists, Total Tackles)

*Towle	75-63-138	Heinz	16-14-30
Baumhower	75-56-131	*Babb	18-6-24
Matheson	73-57-130	Cornelius	7-15-22
Gordon	58-48-106	D. Anderson	11-9-20
Thomas	67-28-95	Volk	8-9-17
Bokamper	52-40-91	Nottingham	7-5-12
Foley	42-43-85	Ball	6-3-9
DuHe	48-35-83	Davis	7-2-9
Johnson	44-31-75	McCreary	3-5-8
Chambers	47-19-66	Bosarge	3-4-7
*Den Herder	35-21-56	*Rhone	4-2-6
*Kolen	25-16-41	Winfrey	4-1-5
Roberson	18-13-31	Newman	3-1-4

\*injured reserve

QUARTERBACK SACKS (20): DuHe 7, Baumhower 4, Bokamper 2½, Gordon 2, Matheson 2, Den Herder 1½, Babb.

PASSES DEFENSED (67): Foley 11, Thomas 11, Johnson 9, Bokamper 8, DuHe 4, Den Herder 3, Gordon 3, Matheson 3, Roberson 3, Babb 2, Towle 2, Volk 2, Baumhower, Bosarge, Heinz, Kolen.

RECOVERED OPPONENT FUMBLE (18): Baumhower 3, Bokamper 2, DuHe 2, Gordon 2, Matheson 2, Towle 2, Babb, Chambers, Foley.

RECOVERED DOLPHIN FUMBLE (9): Griese 2, Davis, L. Harris, Little, Malone, N. Moore, Thomas, Out of Bounds 1.

FUMBLES/LOST (22/13): Griese 6/2, Malone 4/3, L. Harris 3/2, Bulaich 3/1, Solomon 2/1, Davis 1/1, Nottingham 1/1, Roberson 1/1, Tillman 1/1.

FORCED FUMBLES (20): Towle 3, DuHe 2, Johnson 2, Kolen 2, Matheson 2, Thomas 2, Bokamper, Cornelius, Gordon, Heinz, Nottingham, N. Moore, Winfrey.

BLOCKED KICKS (8): FGs — Johnson 2, Baumhower, Bokamper, Thomas. PUNTS — DuHe, Foley, PAT — Young.

# 1977 RUSHING GAME-BY-GAME

	Malone	Davis	Leroy Harris	Bulaich	Nottingham	Moore	Grlese	Dolphin Total	Opponent Total
at Buffalo	10-35	6-12		14-48			2-1	32-96	40-127
at San Francisco	7-18	13-45		17-82			1-(-2)	*45-208	34-162
HOUSTON	19-90	6-8	10-45	5-11	8-44	3-34	2-8	*51-217	27-68
at Baltimore	12-139		7-13	2-3	5-21	3-6		29-182	35-207
NEW YORK JETS	22-105		DNP	3-5	16-96		1-6	42-212	25-123
SEATTLE	21-74	1-0	DNP	9-44	6-27	1-(-10)	1-1	39-136	27-79
SAN DIEGO	18-72	5-15	DNP	12-89	1-1			*37-178	35-90
at New York Jets	5-5	13-44		13-63			2-(-3)	33-109	31-130
NEW ENGLAND	5-5	10-31		8-26	1-1	1-3	3-7	*29-71	39-134
at Cincinnati	1-5	8-38	20-108		1-3	3-34	2-4	35-192	42-173
at St. Louis	8-64	20-104	18-76	1-13	6-21	1-6		*55-295	22-54
BALTIMORE	1-3	12-56	17-140				1-8	31-207	33-122
at New England		6-8	10-12	3-5		2-16	1-0	19-25	51-177
BUFFALO		26-172	9-23	4-27		14-89	16-30	42-238	26-103
TOTALS	129-615	126-533	91-417	91-416	44-214			519-2366	467-1749

\*Miscellaneous — Solomon 4-31 at San Francisco, 1-11 vs. Houston, 1-1 vs. San Diego; T. Anderson 1-11 at St. Louis; Michel 1-(-2) vs. New England.  
 BEST 1977 PERFORMANCE — Gary Davis, 26-172 vs. Buffalo (12-17-77); ALL-TIME RECORD — Mercury Morris, 15-197 vs. New England (9-30-73).  
 LONGEST 1977 RUN and ALL-TIME RECORD — Leroy Harris, 77 yards vs. Baltimore (12-5-77).

# 1977 RECEIVING GAME-BY-GAME

	Moore	Durriel Harris	Tillman	Bulaich	Davis	Solomon	Mandich	Malone	Dolphin Total	Opponent Total
at Buffalo	4-31	2-26	2-27	1-0					9-84	19-204
at San Francisco	3-114		1-9	2-17	1-6	2-21		1-2	10-169	11-123
HOUSTON		5-87	2-20	1-13		1-11		2-51	*13-194	16-137
at Baltimore	2-34	4-127	2-21	1-7		4-51			*18-264	18-205
NEW YORK JETS	6-37	4-45	2-18	2-14					*17-132	16-203
SEATTLE	5-46	2-29	1-7	3-23					11-105	17-160
SAN DIEGO	3-36		1-7	2-18	2-16			1-5	9-82	15-131
at New York Jets		5-91	3-1	3-34	1-6				12-132	20-157
NEW ENGLAND	4-75	1-6		1-11	3-27	DNP	1-8		11-130	15-140
at Cincinnati	3-33	3-62							*10-113	14-123
at St. Louis	7-68	2-20	1-37	1-5	3-62	1-3	2-16		*17-219	16-170
BALTIMORE	5-83	2-31	1-15	1-3	1-12	1-11	1-15		*13-170	18-189
at New England	5-64	4-77	1-7	5-39	1-6	2-30	2-24		*22-260	6-120
BUFFALO	5-144		2-(-4)	2-16	2-16	1-54			10-210	25-331
TOTALS	52-765	34-601	17-169	25-180	14-151	12-181	6-63	4-58	182-2264	226-2393

\*Miscellaneous — Nottingham 2-12 vs. Houston, 3-26 at Baltimore, 2-17 vs. NY Jets; McCreary 1-1 vs. NY Jets, 1-9 at St. Louis; Seiple 1-(-1) at Baltimore; Leroy Harris 1-(-1) at Baltimore; 2-2 at Cincinnati, 2-15 vs. Baltimore, 2-13 at New England.  
 BEST 1977 PERFORMANCE — Nat Moore, 5-144 vs. Buffalo (12-17-77), three TDs at St. Louis (11-24-77); ALL-TIME RECORD — Bo Roberson, 6-161 at Denver (12-4-66); Paul Warfield, four TDs vs. Detroit (12-15-73).  
 LONGEST 1977 RECEPTION — Nat Moore, 73 yards TD at San Francisco (9-25-77); ALL-TIME RECORD — Paul Warfield, 86 yards TD vs. Pittsburgh (11-14-71).



# 1977 GAME-BY-GAME TEAM STATISTICS

	First Downs	Opp First Downs	Total Yards	Opp Total Yards	Rushes-Yards	Opp Rushes-Yards	Net Yards Passing	Opp Yards Passing	Dolphin Passes	Opponent Passes	Had QB Sacked	Opp Had QB Sacked	Dolphin Punts	Opponent Punts	Fumbles-Lost	Opp Fumbles	Penalties-Yards	Opp Penalties
W 13 0 at Buffalo	10	16	148	324	32-96	40-127	52	197	19-9-0	37-19-1	3-32	1-7	9-36.1	5-46.0	1-0	7-3	1-10	6-71
W 19 15 at San Francisco	22	13	361	280	45-208	34-162	153	118	17-10-0	21-11-1	2-16	1-5	4-28.8	4-33.0	0-0	3-0	6-50	8-50
W 27 7 HOUSTON	29	13	397	205	51-217	27-68	180	137	20-13-1	31-16-2	1-14	0-0	3-38.7	6-37.2	2-2	2-1	1-2	6-47
L 28 45 at Baltimore	16	19	395	397	29-182	35-207	213	190	34-18-2	30-18-0	5-51	1-15	4-35.5	6-37.5	4-2	1-1	5-46	2-15
W 21 17 NEW YORK JETS	23	14	340	314	42-212	25-123	128	191	24-17-0	26-16-0	1-4	1-12	4-37.8	3-44.7	2-2	2-2	2-20	7-52
W 31 13 SEATTLE	19	14	222	222	39-136	27-79	86	143	18-11-1	33-17-3	2-19	2-17	3-43.3	4-43.0	1-0	0-0	2-15	7-42
L 13 14 SAN DIEGO	15	14	241	212	37-178	35-90	63	122	16-9-3	31-15-3	3-19	1-9	4-41.5	6-40.3	2-2	1-0	3-19	3-45
W 14 10 at New York Jets	15	18	214	247	33-109	31-130	105	117	15-12-0	35-20-0	4-27	6-40	5-40.6	5-34.8	2-1	3-1	4-34	3-30
W 17 5 NEW ENGLAND	14	17	173	274	29-71	39-134	102	140	20-11-0	31-15-1	3-28	0-0	4-48.3	4-28.5	2-1	0-0	8-57	9-58
L 17 23 at Cincinnati	17	23	285	269	35-192	42-173	93	96	29-10-3	26-14-0	2-20	3-27	4-30.8	6-42.5	3-2	5-2	5-45	7-85
W 55 14 at St. Louis	34	13	503	210	55-295	22-54	208	156	25-17-1	29-16-1	1-11	2-14	2-37.0	5-32.8	1-0	4-2	7-52	8-65
W 17 6 BALTIMORE	17	17	352	311	31-207	33-122	145	189	22-13-1	34-18-0	3-25	0-0	4-31.5	7-42.0	1-1	2-2	3-15	5-35
L 10 14 at New England	18	16	248	283	19-25	51-177	223	106	38-22-1	10-6-0	6-37	2-14	5-33.4	4-32.3	0-0	4-3	2-10	5-45
W 31 14 BUFFALO	18	24	448	434	42-238	26-103	210	331	14-10-1	40-25-3	0-0	0-0	3-34.7	2-46.0	1-0	3-1	6-27	3-20



12-Year

16  
350  
90,182

## YEAR-BY-YEAR SCORES

### 1966 (3-11)

			Paid	Announce
9/2	L	14-23	OAKLAND	
9/9	L	14-19	NEW YORK JETS	25,188 26,776
9/18	L	24-58	at Buffalo	33,650 34,402
10/2	L	10-44	at San Diego	37,176 37,546
10/9	L	10-21	at Oakland	26,451 26,444
10/16	W	24-7	DENVER	28,863 30,787
10/23	W	20-13	at Houston	22,191 23,393
11/6	L	0-29	BUFFALO	21,999 23,173
11/13	L	16-34	at Kansas City	36,685 37,177
11/20	L	13-30	at New York Jets	33,733 34,063
11/27	L	14-20	NEW ENGLAND	57,092 58,664
12/4	L	7-17	at Denver	22,480 22,754
12/11	L	18-19	KANSAS CITY	32,116 32,592
12/18	W	29-28	HOUSTON	19,387 17,881
				19,274 20,045
			416,285	425,697

### 1967 (4-10)

			Paid	Announce
9/17	W	35-21	DENVER	29,072 29,381
9/24	L	0-24	KANSAS CITY	33,280 36,272
10/1	L	7-29	at New York Jets	59,433 61,240
10/8	L	0-41	at Kansas City	42,920 45,291
10/15	L	10-41	at New England	17,859 23,955
10/22	L	14-33	NEW YORK JETS	28,392 30,049
11/5	L	13-35	at Buffalo	30,950 31,622
11/12	L	0-24	at San Diego	32,395 34,761
11/19	L	17-31	at Oakland	33,753 37,295
11/26	W	17-14	BUFFALO	24,357 27,050
12/3	L	14-17	at Houston	21,865 20,979
12/10	W	41-24	SAN DIEGO	23,032 23,007
12/17	W	41-32	NEW ENGLAND	22,079 25,969
12/23	L	10-41	HOUSTON	29,628 31,121
			429,015	457,992

### 1968 (5-8-1)

			Paid	Announce
9/14	L	10-24	HOUSTON	38,097 40,067
9/21	L	21-47	OAKLAND	28,751 30,021
9/28	L	3-48	KANSAS CITY	27,732 28,501
10/6	W	24-7	at Houston	35,424 36,109
10/12	T	14-14	BUFFALO	28,653 28,559
10/20	W	24-22	at Cincinnati	25,076 25,936
10/27	L	14-21	at Denver	43,411 44,115
11/3	L	28-34	at San Diego	31,686 37,284
11/10	W	21-17	at Buffalo	28,399 28,759
11/17	L	21-38	CINCINNATI	30,304 31,747
11/24	W	34-10	at New England	13,646 18,305
12/1	L	17-35	at New York Jets	60,207 61,766
12/8	W	38-7	NEW ENGLAND	24,902 24,242
12/15	L	7-31	NEW YORK JETS	31,302 32,843
			447,590	468,271

### 1969 (3-10-1)

			Paid	Announce
9/14	L	21-27	at Cincinnati	24,487 25,335
9/20	L	17-20	at Oakland	48,477 50,277
9/28	L	10-22	at Houston	40,387 41,086
10/4	T	20-20	OAKLAND	32,668 35,614
10/11	L	14-21	SAN DIEGO	33,073 34,585
10/19	L	10-17	at Kansas City	47,038 49,809
10/26	W	24-6	BUFFALO	39,194 39,837
11/2	L	31-34	at New York Jets	60,793 61,761
11/9	W	17-16	at New England	10,665 8,374
11/16	L	3-28	at Buffalo	32,344 32,868
11/23	L	7-32	HOUSTON	27,114 27,218
11/30	L	23-38	New England (at Tampa)	27,179 32,121
12/7	W	27-24	DENVER	24,972 25,332
12/14	L	9-27	NEW YORK JETS	42,148 48,108
			490,539	512,335

### 1970 (10-4)

			Paid	Announce
9/20	L	14-27	at New England	27,265 32,607
9/27	W	20-10	at Houston	38,779 39,840
10/3	W	20-13	OAKLAND	54,412 57,140
10/10	W	20-6	at New York Jets	61,801 62,712
10/18	W	33-14	at Buffalo	40,820 41,312
10/25	L	0-28	CLEVELAND	70,872 75,313
11/1	L	0-35	at Baltimore	59,305 60,240
11/8	L	17-24	at Philadelphia	53,149 58,171
11/15	W	21-10	NEW ORLEANS	41,557 42,866
11/22	W	34-17	BALTIMORE	63,362 67,699
11/30	W	20-7	at Atlanta	53,303 54,036
12/6	W	37-20	NEW ENGLAND	46,370 51,034
12/13	W	16-10	NEW YORK JETS	71,892 75,099
12/20	W	45-7	BUFFALO	64,957 70,990
			747,844	789,059

### American Conference Playoff

12/27	L	14-21	at Oakland	52,594 54,401
-------	---	-------	------------	---------------

### 1971 (10-3-1)

			Paid	Announce
9/19	T	10-10	at Denver	50,499 51,228
9/26	W	29-14	at Buffalo	44,626 45,139
10/3	L	10-14	NEW YORK JETS	67,161 66,025
10/10	W	23-13	at Cincinnati	59,090 60,099
10/17	W	41-3	NEW ENGLAND	56,222 54,566
10/24	W	30-14	at New York Jets	61,170 62,130
10/31	W	20-14	at Los Angeles	68,386 72,903
11/7	W	34-0	BUFFALO	57,748 52,404
11/14	W	24-21	PITTSBURGH	63,178 61,167
11/21	W	17-14	BALTIMORE	73,063 72,043
11/29	W	34-3	CHICAGO	73,071 75,061
12/5	L	13-34	at New England	60,110 61,457
12/11	L	3-14	at Baltimore	59,293 60,238
12/19	W	27-6	GREEN BAY	74,215 73,122
			867,832	867,582

### American Conference Playoff

12/25	W	27-24	at Kansas City (2 ot)	50,374 45,822
-------	---	-------	-----------------------	---------------

### American Conference Championship

1/2	W	21-0	BALTIMORE	78,629 78,939
-----	---	------	-----------	---------------

### Super Bowl VI at New Orleans

1/16	L	3-24	DALLAS	81,023 80,591
------	---	------	--------	---------------

### 1972 (14-0)

			Paid	Announce
9/17	W	20-10	at Kansas City	78,736 79,829
9/24	W	34-13	HOUSTON	75,069 71,285
10/1	W	16-14	at Minnesota	45,766 47,900
10/8	W	27-17	at New York Jets	61,720 63,841
10/15	W	24-10	SAN DIEGO	78,212 77,596
10/22	W	24-23	BUFFALO	78,175 75,185
10/29	W	23-0	at Baltimore	59,303 60,000
11/5	W	30-16	at Buffalo	45,659 48,206
11/12	W	52-0	NEW ENGLAND	78,148 75,528
11/19	W	28-24	NEW YORK JETS	78,166 78,914
11/27	W	31-10	ST. LOUIS	78,190 76,801
12/3	W	37-21	at New England	60,144 60,999
12/10	W	23-13	at New York Giants	62,728 62,728
12/16	W	16-0	BALTIMORE	78,202 76,696
			958,218	953,508

### American Conference Playoff

12/24	W	20-14	CLEVELAND	78,916 78,196
-------	---	-------	-----------	---------------

### American Conference Championship

12/31	W	21-17	at Pittsburgh	50,845 50,350
-------	---	-------	---------------	---------------

### Super Bowl VII at Los Angeles

1/14	W	14-7	•Washington	90,182 90,182
			*local TV blackout lifted	

# 1973 (12-2)

			Paid	Announce	
9/16	W	21-13	•SAN FRANCISCO .....	78,768	68,275
9/23	L	7-12	at Oakland .....	74,044	74,121
9/30	W	44-23	•NEW ENGLAND .....	78,830	62,508
10/7	W	31-3	•NEW YORK JETS .....	78,821	63,850
10/15	W	17-9	•at Cleveland .....	78,424	72,070
10/21	W	27-6	•BUFFALO .....	78,738	65,241
10/28	W	30-14	•at New England .....	60,268	57,617
11/4	W	24-14	•at New York Jets .....	61,462	57,591
11/11	W	44-0	•BALTIMORE .....	78,584	60,332
11/18	W	17-0	•at Buffalo .....	79,401	77,138
11/22	W	14-7	•at Dallas .....	62,967	58,089
12/3	W	30-26	•PITTSBURGH .....	78,922	68,901
12/9	L	3-16	at Baltimore .....	57,834	41,005
12/15	W	34-7	•DETROIT .....	78,337	53,375
				1,025,400	822,496

## American Conference Playoff

12/23	W	34-16	CINCINNATI	78,928	75,770
-------	---	-------	------------	--------	--------

## American Conference Championship

12/30	W	27-10	•OAKLAND	79,325	75,105
-------	---	-------	----------	--------	--------

## Super Bowl VIII at Houston

1/13	W	24-7	Minnesota	71,882	68,142
------	---	------	-----------	--------	--------

# 1974 (11-3)

			Paid	Announce	
9/15	L	24-34	at New England	54,193	55,006
9/22	W	24-16	•at Buffalo	79,463	78,990
9/29	W	28-21	at San Diego	44,183	44,706
10/7	W	21-17	•NEW YORK JETS	78,219	61,527
10/13	L	17-20	•at Washington	52,379	54,395
10/20	W	9-3	KANSAS CITY	75,358	67,779
10/27	W	17-7	BALTIMORE	72,849	65,868
11/3	W	42-7	ATLANTA	74,935	64,399
11/10	W	21-0	at New Orleans	73,458	74,289
11/17	W	35-28	•BUFFALO	78,771	69,313
11/24	L	14-17	•at New York Jets	60,481	57,162
12/2	W	24-3	CINCINNATI	78,675	71,962
12/8	W	17-16	at Baltimore	40,911	34,420
12/15	W	34-27	•NEW ENGLAND	78,611	56,920
			942,486	856,736	

## American Conference Playoff

12/21	L	26-28	•at Oakland	53,023	54,020
-------	---	-------	-------------	--------	--------

# 1975 (10-4)

9/22	L	21-31	OAKLAND	Paid	Announce
9/28	W	22-14	•at New England	78,805	78,744
10/5	W	31-7	•at Green Bay	59,869	59,967
10/12	W	24-16	PHILADELPHIA	55,270	55,396
10/19	W	43-0	•at New York Jets	62,925	60,127
10/26	W	35-30	•at Buffalo	60,471	47,191
11/2	W	46-13	at Chicago	79,429	79,080
11/9	W	27-7	NEW YORK JETS	56,577	51,298
11/16	L	19-20	•at Houston	75,631	72,896
11/23	L	17-33	BALTIMORE	50,494	48,892
12/1	W	20-7	NEW ENGLAND	67,029	61,986
12/7	W	31-21	BUFFALO	68,480	61,963
12/14	L	7-10	•at Baltimore	78,701	74,573
12/20	W	14-13	DENVER	59,808	59,398
				56,187	43,064

# 1976 (6-8)

9/13	W	30-21	at Buffalo	Paid	Announce
9/19	L	14-30	at New England	77,800	77,683
9/26	W	16-0	NEW YORK JETS	41,184	41,879
10/3	L	28-31	LOS ANGELES	53,600	49,754
10/10	L	14-28	●at Baltimore	65,314	60,753
10/17	L	17-20	KANSAS CITY (ot)	59,295	58,832
10/24	W	23-20	at Tampa Bay	50,471	43,325
10/31	W	10-3	NEW ENGLAND	63,016	59,155
11/7	W	27-7	at New York Jets	57,984	52,863
11/14	L	3-14	●at Pittsburgh	58,882	53,344
11/22	L	16-17	BALTIMORE	49,813	48,945
11/28	L	13-17	at Cleveland	68,372	62,104
12/5	W	45-27	BUFFALO	76,562	74,715
12/11	L	7-29	MINNESOTA	51,423	43,475
				52,945	46,543

\*local TV blackout lifted

# 1977 (10-4)

				Paid	Announce
9/18	W	13-0	at Buffalo	78,048	76,097
9/25	W	19-15	at San Francisco	45,580	40,503
10/2	W	27-7	HOUSTON	50,764	49,619
10/9	L	28-45	at Baltimore	56,829	57,005
10/16	W	21-17	NEW YORK JETS	45,048	43,446
10/23	W	31-13	SEATTLE	38,967	29,858
10/30	L	13-14	SAN DIEGO	47,525	40,670
11/6	W	14-10	at New York Jets	53,698	51,582
11/13	W	17-5	NEW ENGLAND	66,743	67,502
11/20	L	17-23	at Cincinnati	58,710	46,733
11/24	W	55-14	at St. Louis	50,855	50,269
12/5	W	17-6	BALTIMORE	74,218	68,977
12/11	L	10-14	at New England	60,329	61,064
12/17	W	31-14	BUFFALO	45,855	39,626
				773,147	722,951

\*local TV blackout lifted.

## DOLPHIN WON-LOSS RECORDS

Opponent	W	L	T	Pct.	Pts.	Opp.	Last Met
Atlanta	2	0	0	1.000	62	14	1974
Baltimore	9	8	0	.529	294	258	1977
Buffalo	19	4	1	.792	599	438	1977
Chicago	2	0	0	1.000	80	16	1975
Cincinnati	4	3	0	.571	164	142	1977
Cleveland	2	2	0	.500	50	68	1976
Dallas	1	1	0	.500	17	31	1973
Denver	4	2	1	.642	131	113	1975
Detroit	1	0	0	1.000	34	7	1973
Green Bay	2	0	0	1.000	58	13	1975
Houston	6	6	0	.500	224	234	1977
Kansas City	3	7	0	.300	120	240	1976
Los Angeles	1	1	0	.500	48	45	1976
Minnesota	2	1	0	.667	47	50	1976
New England	15	8	0	.652	596	440	1977
New Orleans	2	0	0	1.000	42	10	1974
New York Giants	1	0	0	1.000	23	13	1972
New York Jets	14	10	0	.583	481	415	1977
Oakland	2	9	1	.208	214	277	1975
Philadelphia	1	1	0	.500	41	40	1975
Pittsburgh	3	1	0	.750	78	78	1976
St. Louis	2	0	0	1.000	86	24	1977
San Diego	3	5	0	.375	158	192	1977
San Francisco	2	0	0	1.000	40	28	1977
Seattle	1	0	0	1.000	31	13	1977
Tampa Bay	1	0	0	1.000	23	20	1976
Washington	1	1	0	.500	31	27	1974
TOTALS	106	70	3	.601	3772	3246	

## HOME RECORD

	W	L	T	Pct.
1966	2	5	0	.286
1967	4	3	0	.571
1968	1	5	1	.250
1969	2	4	1	.375
1970	6	1	0	.857
1971	7	1	0	.875
1972	8	0	0	1.000
1973	9	0	0	1.000
1974	7	0	0	1.000
1975	5	2	0	.714
1976	3	4	0	.429
1977	6	1	0	.857
	60	26	2	.693

## ROAD RECORD

	W	L	T	Pct.
1966	1	6	0	.143
1967	0	7	0	.000
1968	4	3	0	.571
1969	1	6	0	.143
1970	4	4	0	.500
*1971	5	3	1	.611
*1972	9	0	0	1.000
*1973	6	2	0	.750
1974	4	4	0	.500
1975	5	2	0	.714
1976	3	4	0	.429
1977	4	3	0	.571
	46	44	1	.511

(Regular Season: Home 56-26-2, Road 42-41-1)

\*includes Super Bowl

## OPPONENTS BY SERIES

### MIAMI 2, ATLANTA 0

1970 — Miami 20, at Atlanta 7  
1974 — at Miami 42, Atlanta 7

### MIAMI 9, BALTIMORE 8

1970 — at Baltimore 35, Miami 0  
at Miami 34, Baltimore 17  
1971 — at Miami 17, Baltimore 14  
at Baltimore 14, Miami 3  
\*\*at Miami 21, Baltimore 0  
1972 — Miami 23, at Baltimore 0  
at Miami 16, Baltimore 0  
1973 — at Miami 44, Baltimore 0  
at Baltimore 16, Miami 3  
1974 — at Miami 17, Baltimore 7  
Miami 17, at Baltimore 16  
1975 — Baltimore 33, at Miami 17  
at Baltimore 10, Miami 7  
1976 — at Baltimore 28, Miami 14  
Baltimore 17, at Miami 16  
1977 — at Baltimore 45, Miami 28  
at Miami 17, Baltimore 6

### MIAMI 19, BUFFALO 4 (1 tie)

1966 — at Buffalo 58, Miami 24  
Buffalo 29, at Miami 0  
1967 — at Buffalo 35, Miami 13  
at Miami 17, Buffalo 14  
1968 — at Miami 14, Buffalo 14  
Miami 21, at Buffalo 17  
1969 — at Miami 24, Buffalo 6  
at Buffalo 28, Miami 3  
1970 — Miami 33, at Buffalo 14  
at Miami 45, Buffalo 7  
1971 — Miami 29, at Buffalo 14  
at Miami 34, Buffalo 0  
1972 — at Miami 24, Buffalo 23  
Miami 30, at Buffalo 16  
1973 — at Miami 27, Buffalo 6  
Miami 17, at Buffalo 0  
1974 — Miami 24, at Buffalo 16  
at Miami 35, Buffalo 28  
1975 — Miami 35, at Buffalo 30  
at Miami 31, Buffalo 21  
1976 — Miami 30, at Buffalo 21  
at Miami 45, Buffalo 27  
1977 — Miami 13, at Buffalo 0  
at Miami 31, Buffalo 14

### MIAMI 2, CHICAGO 0

1971 — at Miami 34, Chicago 3  
1975 — Miami 46, at Chicago 13

### MIAMI 4, CINCINNATI 3

1968 — Miami 24, at Cincinnati 22  
Cincinnati 38, at Miami 21  
1969 — at Cincinnati 27, Miami 21  
1971 — Miami 23, at Cincinnati 13  
1973 — \*at Miami 34, Cincinnati 16  
1974 — at Miami 24, Cincinnati 3  
1977 — at Cincinnati 23, Miami 17

### MIAMI 2, CLEVELAND 2

1970 — Cleveland 28, at Miami 0  
1972 — \*at Miami 20, Cleveland 14  
1973 — Miami 17, at Cleveland 9  
1976 — at Cleveland 17, Miami 13

\*AFC Semifinal

\*\*AFC Championship

\*\*\*Super Bowl

### MIAMI 1, DALLAS 1

1971 — \*\*\*Dallas 24, Miami 3  
1973 — Miami 14, at Dallas 7

### MIAMI 4, DENVER 2 (1 tie)

1966 — at Miami 24, Denver 7  
at Denver 17, Miami 7  
1967 — at Miami 35, Denver 21  
1968 — at Denver 21, Miami 14  
1969 — at Miami 27, Denver 24  
1971 — Miami 10, at Denver 10  
1975 — at Miami 14, Denver 13

### MIAMI 1, DETROIT 0

1973 — at Miami 34, Detroit 7

### MIAMI 2, GREEN BAY 0

1971 — at Miami 27, Green Bay 6  
1975 — Miami 31, at Green Bay 7

### MIAMI 6, HOUSTON 6

1966 — Miami 20, at Houston 13  
at Miami 29, Houston 28  
1967 — at Houston 17, Miami 14  
Houston 41, at Miami 10  
1968 — Houston 24, at Miami 10  
Miami 24, at Houston 7  
1969 — at Houston 22, Miami 10  
Houston 32, at Miami 7  
1970 — Miami 20, at Houston 10  
1972 — at Miami 34, Houston 13  
1975 — at Houston 20, Miami 19  
1977 — at Miami 27, Houston 7

### KANSAS CITY 7, MIAMI 3

1966 — at Kansas City 34, Miami 16  
Kansas City 19, at Miami 18  
1967 — Kansas City 24, at Miami 0  
at Kansas City 41, Miami 3  
1968 — Kansas City 48, at Miami 3  
1969 — at Kansas City 17, Miami 10  
1971 — \*Miami 27, at Kansas City 24  
1972 — Miami 20, at Kansas City 10  
1974 — at Miami 9, Kansas City 3  
1976 — Kansas City 20, at Miami 17

### MIAMI 1, LOS ANGELES 1


1971 — Miami 20, at Los Angeles 14  
1976 — Los Angeles 31, at Miami 28

### MIAMI 2, MINNESOTA 1

1972 — Miami 16, at Minnesota 14  
1973 — \*\*\*Miami 24, Minnesota 7  
1976 — Minnesota 29, at Miami 7

### MIAMI 15, NEW ENGLAND 8

1966 — New England 20, at Miami 14  
1967 — at New England 41, Miami 10  
at Miami 41, New England 32  
1968 — Miami 34, at New England 10  
at Miami 38, New England 7  
1969 — Miami 17, at New England 16  
New England 38, Miami 23  
(Tampa)



Andre Tillman lunged for TD against Baltimore 12/5/77.

1970 — at New England 27, Miami 14  
at Miami 37, New England 20  
1971 — at Miami 41, New England 3  
at New England 34, Miami 13  
1972 — at Miami 52, New England 0  
Miami 37, at New England 21  
1973 — at Miami 44, New England 23  
Miami 30, at New England 14  
1974 — at New England 30, Miami 14  
at Miami 34, New England 27  
1975 — Miami 22, at New England 14  
at Miami 20, New England 7  
1976 — at New England 30, Miami 14  
at Miami 10, New England 3  
1977 — at Miami 17, New England 5  
at New England 14, Miami 10

### MIAMI 2, NEW ORLEANS 0

1970 — at Miami 21, New Orleans 10  
1974 — Miami 21, at New Orleans 0

### MIAMI 1, NY GIANTS 0

1972 — Miami 23, at NY Giants 13

### MIAMI 14, N.Y. JETS 10

1966 — NY Jets 19, at Miami 14  
at NY Jets 30, Miami 13  
1967 — at NY Jets 29, Miami 7  
NY Jets 33, at Miami 14  
1968 — at NY Jets 35, Miami 17  
NY Jets 31, at Miami 7  
1969 — at NY Jets 34, Miami 31  
NY Jets 27, at Miami 9  
1970 — Miami 20, at NY Jets 6  
at Miami 16, NY Jets 0  
1971 — NY Jets 14, at Miami 10  
Miami 30, at NY Jets 14  
1972 — Miami 27, at NY Jets 17  
at Miami 28, NY Jets 24  
1973 — at Miami 31, NY Jets 3  
Miami 24, at NY Jets 14  
1974 — at Miami 21, NY Jets 17  
at NY Jets 17, Miami 14  
1975 — Miami 43, at NY Jets 0  
at Miami 27, NY Jets 7  
1976 — at Miami 16, NY Jets 0  
Miami 27, at NY Jets 7  
1977 — at Miami 21, NY Jets 17  
Miami 14, at NY Jets 10

### OAKLAND 9, MIAMI 2 (1 tie)

1966 — Oakland 23, at Miami 14  
at Oakland 21, Miami 10

1967 — at Oakland 31, Miami 17  
1968 — Oakland 47, at Miami 21  
1969 — at Oakland 20, Miami 17  
at Miami 20, Oakland 20  
1970 — at Miami 20, Oakland 13  
\*at Oakland 21, Miami 14  
1973 — at Oakland 12, Miami 7  
\*\*at Miami 27, Oakland 10  
1974 — \*at Oakland 28, Miami 26  
1975 — Oakland 31, at Miami 21

### MIAMI 1, PHILADELPHIA 1

1970 — at Philadelphia 24, Miami 17  
1975 — at Miami 24, Philadelphia 16

### MIAMI 3, PITTSBURGH 1

1971 — at Miami 24, Pittsburgh 21  
1973 — \*\*Miami 21, at Pittsburgh 17  
1973 — at Miami 30, Pittsburgh 26  
1976 — at Pittsburgh 14, Miami 3

### MIAMI 2, ST. LOUIS 0

1972 — at Miami 31, St. Louis 10  
1977 — Miami 55, at St. Louis 14

### SAN DIEGO 5, MIAMI 3

1966 — at San Diego 44, Miami 10  
1967 — at San Diego 24, Miami 0  
at Miami 41, San Diego 24  
1968 — at San Diego 34, Miami 28  
1969 — San Diego 21, at Miami 14  
1972 — at Miami 24, San Diego 10  
1974 — Miami 28, at San Diego 21  
1977 — San Diego 14, at Miami 13

### MIAMI 2, SAN FRANCISCO 0

1973 — at Miami 21, San Francisco 13  
1977 — Miami 19, at San Francisco 15

### MIAMI 1, SEATTLE 0

1977 — at Miami 31, Seattle 13

### MIAMI 1, TAMPA BAY 0

1976 — Miami 23, at Tampa Bay 20

### MIAMI 1, WASHINGTON 1

1972 — \*\*\*Miami 14, Washington 7  
1974 — at Washington 20, Miami 17

## PRESEASON RESULTS

### 1966 (0-4)

- L 10-38 at San Diego
- L 0-33 Kansas City
- L 14-31 New York Jets  
(at Jacksonville)
- L 16-28 Denver (Memphis)

### 1967 (2-3)

- W 19-2 Denver (Akron)
- W 10-7 Buffalo (Memphis)
- L 19-20 San Diego
- L 17-27 Atlanta
- L 17-20 New Orleans  
(at Charleston)

### 1968 (2-2-1)

- T 28-28 Buffalo (Rochester)
- W 23-7 Philadelphia
- L 17-19 New England  
(at Jacksonville)
- L 13-22 Baltimore
- W 19-13 Atlanta

### 1969 (1-5)

- L 10-45 Minnesota (Tampa)
- L 10-16 Chicago
- L 10-14 Philadelphia
- L 21-28 at Cincinnati
- L 10-23 Baltimore
- W 13-0 New England  
(at Birmingham)

### 1970 (4-2)

- W 16-10 Pittsburgh  
(at Jacksonville)
- W 20-10 Cincinnati
- W 17-7 San Francisco
- W 20-13 Baltimore
- L 21-26 Washington  
(at Tampa)
- L 17-20 Atlanta

### 1971 (2-3-1)

- L 10-27 Cincinnati
- T 17-17 San Francisco
- L 7-10 Green Bay  
(at Milwaukee)
- W 28-24 Detroit
- W 27-10 Washington
- L 0-24 at Minnesota

### 1972 (3-3)

- L 23-31 at Detroit
- L 13-14 Green Bay
- W 35-17 at Cincinnati
- W 24-10 Atlanta
- L 24-27 at Washington
- W 21-19 Minnesota

### 1973 (3-2-1)

- W 14-13 Cincinnati
- W 14-13 New Orleans
- T 9-9 Chicago
- W 17-14 Los Angeles
- L 17-20 at Minnesota
- L 23-26 at Dallas

### 1974 (4-2)

- L 13-19 at Cincinnati
- W 45-20 New Orleans
- W 21-9 Minnesota
- L 13-31 at Los Angeles
- W 21-10 Green Bay
- W 30-7 at Chicago

### 1975 (5-1)

- W 7-3 Cincinnati
- W 20-14 Detroit
- W 20-10 at New Orleans
- L 7-20 at Minnesota
- W 21-10 Chicago
- W 31-13 N.Y. Giants

### 1976 (6-0)

- W 16-3 Minnesota
- W 30-21 at Detroit
- W 24-16 Philadelphia
- W 28-21 at Tampa Bay
- W 10-6 at Houston
- W 20-7 at New Orleans

### 1977 (4-2)

- W 13-7 at Tampa Bay
- W 27-15 Washington
- W 20-14 at Dallas
- L 7-33 at Minnesota
- L 10-17 New Orleans
- W 27-21 at N.Y. Giants

## PRESEASON SERIES

Opponent	W	L	T	Pct.	Pts.	Opp.	Last Met
Atlanta .....	2	2	0	.500	77	70	1972
Baltimore .....	1	2	0	.333	43	58	1970
Buffalo .....	1	0	1	.750	38	35	1968
Chicago .....	2	1	1	.625	70	42	1975
Cincinnati .....	4	3	0	.571	120	117	1975
Cleveland .....	(NO GAMES)						
Dallas .....	1	1	0	.500	43	40	1977
Denver .....	1	1	0	.500	35	30	1967
Detroit .....	3	1	0	.750	101	90	1976
Green Bay .....	1	2	0	.333	41	34	1974
Houston .....	1	0	0	1.000	10	6	1976
Kansas City .....	0	1	0	.000	0	33	1966
Los Angeles .....	1	1	0	.500	30	45	1974
Minnesota .....	3	5	0	.375	99	173	1977
New England .....	1	1	0	.500	30	19	1969
New Orleans .....	4	2	0	.667	126	87	1977
New York Giants .....	2	0	0	1.000	58	34	1977
New York Jets .....	0	1	0	.000	14	31	1966
Oakland .....	(NO GAMES)						
Philadelphia .....	2	1	0	.667	57	37	1976
Pittsburgh .....	1	0	0	1.000	16	10	1970
St. Louis .....	(NO GAMES)						
San Diego .....	0	2	0	.000	29	58	1967
San Francisco .....	1	0	1	.750	34	24	1971
Seattle .....	(NO GAMES)						
Tampa Bay .....	2	0	0	1.000	41	28	1977
Washington .....	2	2	0	.500	99	78	1977
TOTALS .....	36	29	3	.551	1211	1177	

## DOLPHINS HOLD NFL TICKET RECORDS

The Miami Dolphins possess all five National Football League records for paid attendance in a single season, established in 1973 as defending Super Bowl champions. These records include:

- Total tickets sold for 14-game schedule, home and away, with 1,025,400. The only other team to surpass a million tickets was Buffalo in 1974 with 1,003,062.
- Total tickets sold for a 7-game home schedule with 551,000 for the sellout season averaging 78,714 per game.
- Total tickets sold for a 7-game road schedule with 474,400 averaging 67,771 per game.
- Total tickets sold for a complete season (17 games) with 1,255,535 averaging 73,855 per game.
- Total season tickets sold with 74,961. Closest to that figure were the New York Giants (73,846) and Denver (73,089) in 1977.

For the 60 games played at the Orange Bowl since 1970 (excluding preseason games), the Dolphins have sold 4,079,443 tickets for an average of 67,990 over an eight-year period.

The three highest turnstile counts for Dolphin games at the Orange Bowl are 78,939 with Baltimore in the 1971 AFC Championship game; 78,914 with the New York Jets in 1972; and 78,744 with Oakland in the 1975 season opener.

The record turnstile is 532,005 averaging 76,001 fans in 1972. When all home games in 1973 were shown on local television, the Dolphins averaged approximately 16,570 no-shows per game.

## REGULAR-SEASON GAMES

Year	Paid 7-Home	Paid 7-Away	Paid 14-Total	Turnstile 7-Home	Announce 7-Away
1966	178,855	237,430	416,285	182,428	243,269
1967	189,840	239,175	429,015	202,849	255,143
1968	209,741	237,849	447,590	215,980	252,291
1969	*226,348	264,191	490,539	242,815	269,520
1970	413,422	334,422	747,844	440,141	348,918
1971	464,658	403,174	867,832	454,388	413,194
1972	544,162	414,056	958,218	532,005	421,503
1973	551,000	474,400	1,025,400	442,482	437,631
1974	537,418	405,068	942,486	457,768	398,968
1975	487,758	421,918	909,676	453,353	401,222
1976	400,109	426,552	826,661	358,817	414,553
1977	369,118	404,029	773,147	319,698	383,253

\*Includes game at Tampa (27,179)

## SEASON TICKETS, PAID AVERAGES, ETC.


Year	Season Tickets	Paid 7-Home	Paid 7-Away	Paid 14-Total	Preseason Paid Home
1966	12,503	25,551	33,918	29,734	1- 36,366
1967	13,050	27,120	34,167	30,643	2- 86,692
1968	14,924	29,963	33,978	31,970	3-145,257
1969	17,478	32,335	37,741	35,038	3-140,514
1970	26,161	59,060	47,774	53,417	4-246,176
1971	44,834	66,380	57,596	61,988	4-237,753
1972	69,303	77,737	59,151	68,444	3-222,821
1973	74,961	78,714	67,771	73,243	4-313,411
1974	67,322	76,774	57,867	67,320	3-193,442
1975	49,026	69,680	60,274	64,977	4-213,186
1976	44,494	57,158	60,936	59,047	2-102,338
1977	34,838	52,731	57,718	55,224	2- 81,517

## TICKETS SOLD

Opponents in Miami			Dolphins on Road		
Atlanta	74,935	1974	Atlanta	53,036	1970
*Baltimore	78,629	1971	Baltimore	59,808	1975
Buffalo	78,771	1974	Buffalo	79,463	1974
Chicago	73,071	1971	Chicago	56,577	1975
*Cincinnati	78,928	1973	Cincinnati	59,090	1971
*Cleveland	78,916	1972	Cleveland	78,424	1973
Dallas	No Game		Dallas	62,967	1973
Denver	56,187	1975	Denver	50,499	1971
Detroit	78,337	1973	Detroit	No Game	
Green Bay	74,215	1971	Green Bay	55,270	1975
Houston	75,069	1972	Houston	50,494	1975
Kansas City	75,358	1974	Kansas City	78,736	1972
Los Angeles	65,314	1976	Los Angeles	68,386	1971
Minnesota	52,945	1976	Minnesota	45,766	1972
New England	78,830	1973	New England	60,329	1977
New Orleans	42,886	1970	New Orleans	73,458	1974
New York Giants	No Game		New York Giants	62,728	1972
New York Jets	78,821	1973	New York Jets	61,720	1972
*Oakland	79,325	1973	*Oakland	53,023	1974
Philadelphia	62,925	1975	Philadelphia	53,149	1970
Pittsburgh	78,922	1973	*Pittsburgh	50,845	1972
St. Louis	78,190	1972	St. Louis	50,855	1977
San Diego	78,212	1972	San Diego	44,183	1974
San Francisco	78,768	1973	San Francisco	45,560	1977
Seattle	38,967	1977	Seattle	No Game	
Tampa Bay	No Game		Tampa Bay	63,016	1976
Washington	No Game		Washington	52,379	1974

(74,044 for Miami-Oakland at Berkeley, Ca., 1973)

## PLAYOFF HISTORY



Vern Den Herder put clamp on Redskin in Super Bowl VII.

### 1970 AFC PLAYOFF Raiders Sink Dolphins With 82-Yard Bomb

Oakland, Dec. 27 — Quarterback Daryle Lamonica unloaded an 82-yard touchdown pass to Rod Sherman with 9:34 to play as Oakland spoiled the Dolphins' first appearance in the playoffs, 21-14, on a field oozing with mud.

The Dolphins, who had won six consecutive games to finish 10-4 and gain a wild-card berth, had taken a 7-0 lead in the second quarter when Bob Griese fired a 16-yard strike to Paul Warfield in the end zone. Lamonica matched that TD with a 22-yard toss to Fred Biletnikoff only 1:50 before halftime.

Raider right cornerback Willie Brown intercepted a wet and wobbly pass by Griese and fled 50 yards along the sideline for the tie-breaking TD. It came minutes after Jake Scott recovered an Oakland fumble at the Miami 10-yard line.

The heave to Sherman was insurance. Only three plays earlier, Dolphin kicker Garo Yepremian missed a 24-yard field-goal attempt for the second time in the game. Oakland's George Blanda also missed a 23-yarder.

Miami	0	7	0	7	—	14		Miami	Oak
Oakland	0	7	7	7	—	21			
Miami - Warfield 16 pass from Griese (Yepremian kick)							First Downs	16	12
Oak - Biletnikoff 22 pass from Lamonica (Blanda kick)							Rushes-Yards	33-118	36-114
Oak - Brown 50 interception return (Blanda kick)							Passing Yards	124	187
Oak - Sherman 82 pass from Lamonica (Blanda kick)							Total Yards	242	301
Miami - Richardson 7 pass from Griese (Yepremian kick)							Had QB Sacked	3-31	0-0
A - 54,401							Passes	27-13-1	16-8-0
							Punts	5-39.2	4-32.2
							Fumbles-Lost	2-0	4-2
							Penalties-Yards	0-0	4-30

### INDIVIDUAL LEADERS

RUSHING - Miami: Csonka 10-23, Kiick 14-64, Morris 8-29, Griese 1-2.  
Oakland: Dixon 8-31, Smith 9-37, Hubbard 18-58, Banaszak 1-(-6).  
PASSING - Miami: Griese 27-13-1, 155 yards, two TDs.  
Oakland: Lamonica 16-8-0, 187 yards, two TDs.  
RECEIVING - Miami: Twilley 1-14, Warfield 4-62, Kiick 4-34, Morris 2-15, Richardson 2-30.  
Oakland: Biletnikoff 3-46, Chester 2-47, Dixon 1-3, Smith 1-9, Sherman 1-82.

## 1971 AFC PLAYOFF

### Dolphins Outlast Chiefs in Longest Game

Kansas City, Dec. 25 — Garo Yepremian ended 82 minutes and 40 seconds of an epic struggle by thumping a 37-yard field goal in the second overtime, lifting the Dolphins past Kansas City, 27-24, on Christmas Day.

The Dolphins battled from behind three times to tie the AFC West champions, the third time on Bob Griese's five-yard pass to tight end Marv Fleming with 96 seconds remaining in regulation.

Kansas City running back Ed Podolak, who amassed 350 yards of all-purpose running, returned the ensuing kickoff 78 yards to the Dolphin 22 where Curtis Johnson made a desperation tackle. With 35 seconds on the clock, Jan Stenerud missed a 32-yard field-goal try.

Stenerud had a 42-yarder blocked by Nick Buoniconti in the fifth quarter, and Yepremian was short with a 45-yard effort. But Larry Csonka crashed 29 yards to the Chiefs 36, and that put Yepremian, the NFL's scoring leader, in position to win it. Goal posts were on the goal line; in 1974 the uprights were moved to the end line.

Miami	0	10	7	7	0	3	—	27
K-City	10	0	7	7	0	0	—	24

KC - FG Stenerud 24	
KC - Podolak 7 pass from Dawson (Stenerud kick)	
Mia - Csonka 1 run (Yepremian kick)	
Miami - FG Yepremian 14	
KC - Otis 1 run (Stenerud kick)	
Miami - Klicik 1 run (Yepremian kick)	
KC - Podolak 3 run (Stenerud kick)	
Miami - Fleming 5 pass from Griese (Yepremian kick)	
Miami - FG Yepremian 37	

	Miami	K-City
First Downs	22	23
Rushes-Yards	43-144	44-213
Passing Yards	263	238
Total Yards	407	451
Had QB Sacked	0-0	1-8
Passes	35-20-2	26-18-2
Punts	6-40.0	2-51.0
Fumbles-Lost	1-0	3-2
Penalties-Yards	5-26	6-44

A - 50,374 paid, 45,822 turnstile

### INDIVIDUAL LEADERS

RUSHING - Miami: Klicik 15-56, Csonka 24-86, Griese 2-9, Warfield 2-(-7). Kansas City: Hayes 22-100, Podolak 17-85, Wright 2-15, Otis 3-13.

PASSING - Miami: Griese 35-20-2, 263 yards, one TD. Kansas City: Dawson 26-18-2, 246 yards, one TD.

RECEIVING - Miami: Warfield 7-140, Fleming 4-37, Klicik 3-24, Mandich 1-4, Twilley 5-58. Kansas City: Podolak 8-110, Hayes 3-6, Wright 3-104, Taylor 3-12.

## 1971 AFC CHAMPIONSHIP

### Anderson, No-Names Stytle Colts, 21-0

Miami, Jan. 2, 1972 — Three lightning plays and a persistent defense propelled the Dolphins into Super Bowl VI with a 21-0 rout of Baltimore before an all-time Orange Bowl record crowd of 78,939.

Strong safety Dick Anderson intercepted a John Unitas pass which was deflected by Curtis Johnson, and behind a wall of six open-field blocks, Anderson weaved 62 yards for a third-quarter touchdown. "My eyes were popping as I ran," Anderson said. "I've never seen so many people land on their heads."

Before Anderson's convoy made it 14-0, the Dolphins staggered the defending Super Bowl champions when Bob Griese and Paul Warfield hooked up for a 75-yard TD pass. Warfield applied the clincher when he escaped 50 yards with a Griese pass, setting up a five-yard TD slam by fullback Larry Csonka.

The Colts hadn't been held scoreless for 97 games over seven seasons. They were stopped at the Dolphin 9 in the second quarter. Jim O'Brien missed two field-goal attempts and had another blocked by Lloyd Mumphord.

Baltimore	0	0	0	0	—	0
Miami	7	0	7	7	—	21

Miami - Warfield 75 pass from Griese (Yepremian kick)	
Miami - Anderson 62 interception return (Yepremian kick)	
Mia - Csonka 5 run (Yepremian kick)	
A - 78,629 paid, 78,939 turnstile	

	Balt	Miami
First Downs	16	13
Rushes-Yards	30-89	35-144
Passing Yards	213	142
Total Yards	302	286
Had QB Sacked	2-11	2-16
Passes	36-20-3	8-4-1
Punts	3-45.3	6-42.7
Fumbles-Lost	1-0	0-0
Penalties-Yards	1-5	2-27

### INDIVIDUAL LEADERS

RUSHING - Baltimore: McCauley 15-50, Nottingham 11-33, Untias 2-1, Nowatzke 2-5. Miami: Klicik 18-66, Csonka 15-63, Griese 1-12, Morris 1-3.

PASSING - Baltimore: Unitas 36-20-3, 224 yards, no TD. Miami: Griese 8-4-1, 158 yards, one TD.

RECEIVING - Baltimore: Hinton 6-98, Nottingham 4-26, McCauley 2-24, Mitchell 1-14, Perkins 3-19, Havrilak 2-31, Matthe 1-6, Mackey 1-6. Miami: Warfield 2-125, Twilley 2-33.

## SUPER BOWL VI

### Cowboys Flatten Luckless Dolphins, 24-3

New Orleans, Jan. 16, 1972 — A 252-yard rushing attack and sharp passing by Roger Staubach spurred the Dallas Cowboys to a 24-3 victory over the Dolphins at Tulane Stadium.

Duane Thomas pranced 95 yards on 19 carries, fullback Walt Garrison added 74 yards on 14 carries and Staubach passed twice for touchdowns to Lance Alworth and Mike Ditka. Staubach, who was sacked twice in the first quarter, bounced back to complete 12 of 19 passes, and he scrambled from the Dolphin pass rush five times.

The Dolphins were frustrated all day; in the first quarter, Larry Csonka lost a fumble and Bob Griese was chased by tackle Bob Lilly for a 29-yard loss. Griese fumbled away a snap at the Dallas 16 in the fourth period.

Although it was intriguing 10-3 at halftime, the Cowboys marched 71 yards in seven plays after kickoff, and Thomas swept three yards for the TD.

Dallas	3	7	7	7	—	24
Miami	0	3	0	0	—	3

Dallas - FG Clark 9	
Dallas - Alworth 7 pass from Staubach (Clark kick)	
Miami - FG Yepremian 31	
Dallas - D. Thomas 3 run (Clark kick)	
Dallas - Ditka 7 pass from Staubach (Clark kick)	

	Dallas	Miami
First Downs	23	10
Rushes-Yards	48-252	20-80
Passing Yards	100	105
Total Yards	352	185
Had QB Sacked	2-19	1-29
Passes	19-12-0	23-12-1
Punts	5-37.2	5-40.0
Fumbles-Lost	1-0	0-0
Penalties-Yards	3-15	0-0

A - 81,023 paid, 80,591 turnstile

### INDIVIDUAL LEADERS

RUSHING - Dallas: Thomas 19-95, Garrison 14-74, Staubach 5-18, Hill 7-25, Hayes 1-16, Reeves 1-7, Ditka 1-17.

Miami: Klicik, 10-40, Csonka 9-40, Griese 1-0.

PASSING - Dallas: Staubach 19-12-0, 119 yards, two TDs. Miami: Griese 23-12-1, 134 yards, no TD.

RECEIVING - Dallas: Hayes 2-23, D. Thomas 3-17, Garrison 2-11, Alworth 2-28, Hill 1-12, Ditka 2-28.

Miami: Twilley 1-20, Klicik 3-21, Warfield 4-39, Csonka 2-18, Fleming 1-27, Mandich 1-9.

## 1972 AFC PLAYOFF

### Late TD Drive Protects Unbeaten Dolphins

Miami, Dec. 24 — On the ropes in the fourth quarter after an unprecedented 14 victories, the Dolphins responded to poised Earl Morrall and drove 80 yards for a touchdown with 4:56 to play for a 20-14 victory over the Cleveland Browns.

Morrall, the NFL's leading passer as he replaced injured Bob Griese 10 weeks earlier, had completed only four passes for 38 yards. But he threw 15 and 35 yards to Paul Warfield, reaching the Browns' 20, and a pass interference call against linebacker Billy Andrews put the ball at the 8.

Halfback Jim Klicik then bulled eight yards up the middle on a trap for the winning points. The triumph was sealed with a minute to play when linebacker Doug Swift intercepted quarterback Mike Phipps at the Dolphin 20.

Despite stealing five of Phipps' passes, the Dolphins were stung by a 27-yard TD pass to Fair Hooker and trailed, 14-13, with 8:11 to play.

Cleveland	0	0	7	7	—	14
Miami	10	0	0	10	—	20

Miami - Babb 5 recovery of blocked punt (Yepremian kick)	
Miami - FG Yepremian 40	
Clev - Phipps 5 run (Cockroft kick)	
Miami - FG Yepremian 46	
Clev - Hooker 27 pass from Phipps (Cockroft kick)	
Miami - Klicik 8 run (Yepremian kick)	
A - 78,916 paid, 80,010 announce	

	Cleve	Miami
First Downs	15	17
Rushes-Yards	32-165	47-198
Passing Yards	118	74
Total Yards	283	272
Had QB Sacked	2-13	4-14
Passes	23-9-5	13-6-0
Punts	6-34.7	5-42.0
Fumbles-Lost	2-0	2-2
Penalties-Yards	3-25	3-25

### INDIVIDUAL LEADERS

RUSHING - Cleveland: Scott 16-94, Phipps 8-47, Brown 4-13, Kelly 4-11.

Miami: Morris 15-72, Klicik 14-50, Warfield 2-41, Csonka 12-32, Morrall 4-3.

PASSING - Cleveland: Phipps 23-9-5, 131 yards, one TD. Miami: Morrall 13-6-0, 88 yards, no TD.

RECEIVING - Cleveland: Scott 4-30, Hooker 3-53, Kelly 1-27, Morin 1-21. Miami: Twilley 3-33, Warfield 2-50, Klicik 1-5.





## SUPER BOWL VIII Dolphins Demolish Vikings, 24-7

Houston, Jan. 13, 1974 — Winning for the 32nd time in 34 games, the Dolphins repeated as Super Bowl champions and proved themselves "Best Ever" with a 24-7 rout of the Minnesota Vikings at Rice Stadium.

There was no doubt from the beginning. The Dolphins swept 62 yards in 10 plays with the opening kickoff, scoring on Larry Csonka's five yard smash. Minnesota punted, and the onslaught resumed with a 56-yard, 10-play Dolphin drive capped by Jim Kiick's one-yard plunge. It was 17-0 before the Vikings crossed their 40, and a fourth-down fumble by Oscar Reed was recovered by safety Jake Scott at the Dolphin six-yard line.

A brilliant, diving catch by Paul Warfield netted 27 yards on a third-quarter TD drive that hiked it to 24-0. Csonka finished with his best-ever total of 145 yards on 33 carries. The Dolphins rushed for 703 yards and outscored opponents, 85-33, in the three-game playoff blitz.

Minnesota	0	0	0	7	—	7	First Downs	Minn	Miami
Miami	14	3	7	0	—	24	Rushes-Yards	14	21
Mia - Csonka 5 run (Yepremian kick)							Passing Yards	24-72	53-196
Mia - Kiick 1 run (Yepremian kick)							Total Yards	166	63
Miami - FG Yepremian 28							Had QB Sacked	2-16	1-10
Mia - Csonka 2 run (Yepremian kick)							Passes	28-18-1	7-6-0
Minn - Tarkenton 4 run (Cox kick)							Punts	5-42.2	3-39.0
A - 71,882 paid, 68,142 turnstile							Fumbles-Lost	2-1	1-0
							Penalties-Yards	7-65	1-4

### INDIVIDUAL LEADERS

RUSHING - Minnesota: Foreman 7-18, Reed 11-31, Tarkenton 4-17, Marinaro 1-3. Brown 1-2, Miami: Csonka 33-145, Morris 11-34, Kiick 7-10, Griese 2-7. PASSING - Minnesota: Tarkenton 28-18-1, 182 yards, no TD. Miami: Griese 7-6-0, 73 yards, no TD. RECEIVING - Minnesota: Foreman 5-27, Kingsriter 1-9, Lash 1-9, Voight 3-46, Gil-iam 4-44, Marinaro 2-39, Brown 1-9, Reed 1-(-1). Miami: Mandich 2-21, Briscoe 2-19, Warfield 2-33.

## 1974 AFC PLAYOFF Dream of 'Triple Crown' Shattered

Oakland, Dec. 21 — Oakland quarterback Ken Stabler, falling in the clutches of Vern Den Herder, unloaded a wobbly eight-yard pass that Clarence Davis wrested from three defenders in the end zone, and the Raiders scored a stunning 28-26 victory over the defending champion Dolphins.

Stabler, who had spent the last of his timeouts, appeared to have thrown an interception. But running back Davis clutched the football when bodies were untangled with 26 seconds remaining.

It was the fourth TD pass for lefthander Stabler and his second "freak" score. Four minutes earlier, Cliff Branch fell while catching a pass at the Dolphin 27, but defender Henry Stuckey also slipped, and Branch got up and escaped for a 72-yard TD.

The Dolphins, trailing by two points, went ahead with 2:08 remaining as rookie Benny Malone broke two tackles on a 23-yard touchdown run along the sideline.

Miami	7	3	6	10	—	26	Mia - Malone 23 run (Yepremian kick)
Oakland	0	7	7	14	—	28	Oak - Davis 8 pass from Stabler (Blanda kick)
Miami - Moore 89 kickoff return (Yepremian kick)							A - 53,023 paid, 54,020 turnstile
Oakl - C. Smith 31 pass from Stabler (Blanda kick)							
Miami - FG Yepremian 33							First Downs
Oak - Biletnikoff 13 pass from Stabler (Blanda kick)							Rushes-Yards
Miami - Warfield 16 pass from Griese (Blanda kick)							Passing Yards
Miami - FG Yepremian 46							Total Yards
Oak - Branch 72 pass from Stabler (Blanda kick)							Had QB Sacked
							Passes
							Punts
							Fumbles-Lost
							Penalties-Yards

### INDIVIDUAL LEADERS

RUSHING - Miami: Csonka 24-114, Malone 14-83, Griese 2-14, Kiick 1-2. Oakland: C. Davis 12-59, Hubbard 14-55, Banaszak 3-14, Stabler 3-7. PASSING - Miami: Griese 14-7-1, 101 yards, one TD. Oakland: Stabler 30-20-1, 293 yards, four TDs. RECEIVING - Miami: Warfield 3-47, Moore 2-40, Nottingham 1-9, Kiick 1-5. Oakland: Biletnikoff 8-122, Branch 3-84, Moore 3-22, Smith 2-35, Davis 2-16, Hubbard 1-9, Pitts 1-5.

## DOLPHIN HONORS ALL-NFL SELECTIONS

Dick Anderson (strong safety) — AP 1972-73; Writers 1972-73; NEA 1972-74; FN 1973-74; PFW 1973.  
Nick Buoniconti (middle linebacker) — FN 1972.  
Larry Csonka (fullback) — AP 1971, 1973; PFW 1972-73; Writers 1971; FN 1971-73.  
Bob Griese (quarterback) — AP 1971, 1977; Writers 1971, 1977; NEA 1971; PFW 1971, 1977.  
Bob Kuechenberg (left guard) — NEA 1975.  
Jim Langer (center) — AP 1974-75, 1977; Writers 1974-77; NEA 1974-77; PFW 1974-77.  
Larry Little (right guard) — Writers 1971-75, 1977; AP 1971-75; PFW 1971-73, 1975; NEA 1972-73; FN 1972-74.  
Nat Moore (wide receiver) — AP 1977; Writers 1977.  
Earl Morrall (quarterback) — AP 1972.  
Jake Scott (free safety) — FN 1970-72; Writers 1973; AP 1973-74; PFW 1972, 1974.  
Bill Stanfill (defensive end) — AP 1972; Writers 1973; NEA 1973.  
Paul Warfield (wide receiver) — AP 1971, 1973; NEA 1971-72; Writers 1971; FN 1971; PFW 1971.  
Garro Yepremian (kicker) — Writers 1971, 1973; AP 1971; PFW 1971, 1973; FN 1971; NEA 1973.

### NEF SECOND-TEAM SELECTIONS

Dick Anderson (strong safety) — Writers 1974.  
Nick Buoniconti (middle linebacker) — AP 1972; Writers 1972.  
Larry Csonka (fullback) — AP 1972; Writers 1972; NEA 1973.  
Vern Den Herder (defensive end) — FN 1972.  
Manny Fernandez (defensive tackle) — NEA 1973.  
Bob Griese (quarterback) — FN 1971.  
Bob Kuechenberg (left guard) — Writers 1975; FN 1975; NEA 1977.  
Jim Langer (center) — AP 1976.  
Larry Little (right guard) — FN 1971; NEA 1975; AP 1977.  
Earl Morrall (quarterback) — NEA 1972.  
Jake Scott (free safety) — Writers 1972; AP 1972; NEA 1972-73; FN 1973.  
Larry Seiple (punter) — FN 1973.  
Bill Stanfill (defensive end) — FN 1971, 1973-74; Writers 1974; NEA 1974.  
Paul Warfield (wide receiver) — AP 1972; Writers 1973; NEA 1973; FN 1973.

### ALL-AFC SELECTIONS (AP discontinued All-AFC in 1977)

Dick Anderson (strong safety) — AP 1972-73; UPI 1972-73; SN 1972-74; PFW 1973.  
Nick Buoniconti (middle linebacker) — AP 1972.  
Larry Csonka (fullback) — PFW 1970, 1973; AP 1972-73; UPI 1971-73; SN 1971-73.  
Vern Den Herder (defensive end) — AP 1972.  
Norm Evans (right tackle) — AP 1973; SN 1974.  
Manny Fernandez (defensive tackle) — SN 1971.  
Bob Griese (quarterback) — SN 1970-71, 1973; AP 1971; UPI 1971, 1977; PFW 1971, 1977.  
Bob Kuechenberg (left guard) — PFW 1974; SN 1975.  
Jim Langer (center) — PFW 1973-77; AP 1974-76; UPI 1973-77; SN 1973-77.  
Larry Little (right guard) — AP 1971-75; UPI 1971-75; SN 1971-74; PFW 1971, 1973, 1975.  
Nat Moore (wide receiver) — PFW 1977; SN 1977; UPI 1977.  
Earl Morrall (quarterback) — AP 1972; SN 1972.  
Jake Scott (free safety) — FN 1970; AP 1971-75; UPI 1971-73, 1975; SN 1972-73, 1975; PFW 1974.  
Bill Stanfill (defensive end) — UPI 1971-74; AP 1972-74; SN 1972-74; PFW 1973.  
Paul Warfield (wide receiver) — AP 1971-73; UPI 1971, 1973; SN 1970-73; PFW 1971, 1973-74.  
Garro Yepremian (kicker) — PFW 1971, 1973; SN 1971, 1973; AP 1973.

KEY to AWARDS — AP, Associated Press; UPI, United Press International; NEA, Newspaper Enterprise Association; SN, Sporting News; PFW, Pro Football Weekly; FN, Football News.

## PRO BOWL SELECTIONS (Starters Capitalized)

- 1970 — RB Larry Csonka, QB Bob Griese, WR Paul Warfield.  
 1971 — RB LARRY CSONKA, QB BOB GRIESE, G Larry Little, RB Mercury Morris, S. Jake Scott (dnp), DE Bill Stanfill, WR PAUL WARFIELD  
 1972 — S Dick Anderson, LB Nick Buoniconti (dnp), RB Larry Csonka (dnp), OT Norm Evans, G LARRY LITTLE, RB Mercury Morris, S JAKE SCOTT, DE Bill Stanfill (dnp), WR Paul Warfield (dnp).  
 1973 — S DICK ANDERSON, LB Nick Buoniconti, RB Larry Csonka (dnp), QB Bob Griese, C JIM LANGER, G LARRY LITTLE, OT Wayne Moore (dnp), RB Mercury Morris (dnp) S JAKE SCOTT, DE Bill Stanfill (dnp), WR Paul Warfield (dnp), K GARO YEPREMIAN.  
 1974 — S DICK ANDERSON, RB Larry Csonka, OT Norm Evans, QB Bob Griese, G Bob Kuechenberg, C JIM LANGER, G LARRY LITTLE, DE BILL STANFILL, S Jake Scott (dnp), WR Paul Warfield.  
 1975 — G BOB KUECHENBERG, C JIM LANGER, S JAKE SCOTT.  
 1976 — C JIM LANGER  
 1977 — QB BOB GRIESE, G Bob Kuechenberg, C JIM LANGER, WR NAT MOORE.

## AMERICAN FOOTBALL LEAGUE ALL-STARS

- 1966 — DE Ed Cooke, LB Tom Erlandson, CB Jimmy Warren, S Willie West  
 1967 — LB John Bramlett, WR Jack Clancy, QB Bob Griese, CB DICK WESTMORELAND.  
 1968 — QB Bob Griese, RB JIM KICK, WR Karl Noonan  
 1969 — LB NICK BUONICONTI, G Tom Goode, RB Jim Klick, G Larry Little, DE Bill Stanfill, East Coach George Wilson

## COLLEGE ALL-STAR GAME, CHICAGO

- 1966 — LB Frank Emanuel, Tennessee.  
 1967 — WR Jack Clancy, Michigan; QB Bob Griese, Purdue; OT Jim Riley, Oklahoma.  
 1968 — TE Jim Cox, Miami, Fla.; RB LARRY CSONKA, Syracuse (MVP); RB Jim Klick, Wyoming.  
 1969 — DT Bob Heinz, Pacific; DE BILL STANFILL, Georgia.  
 1970 — none selected.  
 1971 — CB Ron Dickerson, Kansas State  
 1972 — DT Mike Kadish, Notre Dame.  
 1973 — Dolphins 14, All-Stars 3  
 1974 — DE Don Reese, Jackson State; RB Benny Malone, Arizona State; CB Jeris White, Hawaii; Game cancelled during players' strike.  
 1975 — OT Darryl Carlton, Tampa; QB-WR Freddie Solomon, Tampa; RB Stan Winfrey, Arkansas State.  
 1976 — LB Kim Bokamper, San Jose State; LB Larry Gordon, Arizona State; WR Duriel Harris, New Mexico State.

## THIRD-DOWN AWARD (most valuable, NEA, voted by players)

- |                            |                            |
|----------------------------|----------------------------|
| 1966 — S Willie West       | 1972 — FB Larry Csonka     |
| 1967 — C Tom Goode         | 1973 — MLB Nick Buoniconti |
| 1968 — QB Bob Griese       | 1974 — QB Bob Griese       |
| 1969 — MLB Nick Buoniconti | 1975 — QB Bob Griese       |
| 1970 — WR Paul Warfield    | 1976 — WR Nat Moore        |
| 1971 — FB Larry Csonka     | 1977 — WR Nat Moore        |

## TOMMY FITZGERALD AWARD (outstanding rookie in training camp)

- |                          |   |
|--------------------------|---|
| 1969 — CB Lloyd Mumphord | 1974 — WR Nat Moore                         |
| 1970 — LB Mike Kolen     | 1975 — S Barry Hill                         |
| 1971 — WR Otto Stowe     | 1976 — LB Larry Gordon                      |
| 1972 — S Charlie Babb    | 1977 — DE A.J. Duhe and<br>DT Bob Baumhower |
| 1973 — WR Bo Rather      |   |

## DOLPHINS AWARDS BANQUET (voted by South Florida media)

### Most Valuable Player

- 1966 — RB Joe Auer  
 1967 — QB Bob Griese  
 1968 — QB Bob Griese  
 1969 — LB Nick Buoniconti  
 1970 — QB Bob Griese and  
WR Paul Warfield  
 1971 — QB Bob Griese  
 1972 — QB Earl Morrall  
 1973 — FB Larry Csonka  
 1974 — QB Bob Griese  
 1975 — C Jim Langer  
 1976 — LB Steve Towle  
 1977 — QB Bob Griese

### Defensive Lineman

- 1966 — DE Ed Cooke  
 1967 — DT Ray Jacobs  
 1968 — DE Manny Fernandez  
 1969 — DT Manny Fernandez  
 1970 — DT Manny Fernandez  
 1971 — DT Manny Fernandez  
 1972 — DT Manny Fernandez  
 1973 — DT Manny Fernandez  
 1974 — DE Vern Den Herder  
 1975 — DE Vern Den Herder  
 1976 — DE Vern Den Herder  
 1977 — DE A.J. Duhe and  
DT Bob Baumhower

### Offensive Lineman

- 1966 — C Tom Goode  
 1967 — RT Norm Evans  
 1968 — RT Norm Evans  
 1969 — C Tom Goode  
 1970 — RG Larry Little  
 1971 — RG Larry Little  
 1972 — RG Larry Little  
 1973 — C Jim Langer  
 1974 — C Jim Langer  
 1975 — C Jim Langer  
 1976 — C Jim Langer  
 1977 — C Jim Langer

### Rookie of Year

- 1966 — MLB Frank Emanuel  
 1967 — WR Jack Clancy  
 1968 — RB Jim Klick  
 1969 — DE Bill Stanfill  
 1970 — FS Jake Scott  
 1971 — none  
 1972 — none  
 1973 — none  
 1974 — WR Nat Moore  
 1975 — MLB Steve Towle  
 1976 — WR Duriel Harris  
 1977 — CB Norris Thomas

### Offensive Back

- 1966 — RB Joe Auer  
 1967 — QB Bob Griese  
 1968 — WR Karl Noonan  
 1969 — RB Jim Klick  
 1970 — FB Larry Csonka  
and RB Jim Klick  
 1971 — FB Larry Csonka  
 1972 — FB Larry Csonka  
 1973 — FB Larry Csonka  
 1974 — FB Larry Csonka  
 1975 — FB Don Nottingham  
and RB Norm Bulatch  
 1976 — QB Bob Griese  
 1977 — QB Bob Griese

### Defensive Back

- 1966 — S Willie West  
 1967 — CB Jimmy Warren  
 1968 — CB Jimmy Warren  
 1969 — to linebacker  
 1970 — to linebacker  
 1971 — FS Jake Scott  
 1972 — SS Dick Anderson  
 1973 — SS Dick Anderson  
 1974 — CB Curtis Johnson  
 1975 — CB Curtis Johnson  
 1976 — SS Charlie Babb  
 1977 — SS Tim Foley

### Linebacker

- 1969 — OLB Ed Weisacosky  
 1970 — MLB Nick Buoniconti  
 1971 — MLB Nick Buoniconti  
 1972 — MLB Nick Buoniconti  
 1973 — MLB Nick Buoniconti  
 1974 — MLB Nick Buoniconti  
 1975 — OLB Bob Matheson  
 1976 — MLB Steve Towle  
 1977 — MLB Steve Towle

### Receiver

- 1971 — WR Paul Warfield  
 1972 — WR Paul Warfield  
 1973 — WR Paul Warfield  
 1974 — WR Nat Moore  
 1975 — WR Nat Moore  
 1976 — WR Nat Moore  
 1977 — WR Nat Moore

### Most Courageous

- 1966 — Coach George Wilson  
 1967 — OLB John Bramlett  
 1968 — WR Howard Twilley

### WIOD-Rick Weaver Special Teams

- 1972 — CB Lloyd Mumphord  
 1973 — LB Bruce Bannon  
 1974 — FB Don Nottingham  
 1975 — S Barry Hill  
 1976 — KR Freddie Solomon  
 1977 — G Ed Newman

## NFL PUBLICITY CONTACTS

### American Conference

Baltimore .....	Jim Husbands .....	(301) 667-4400
Buffalo .....	Budd Thalman .....	(716) 648-1800
Cincinnati .....	Al Helm .....	(513) 621-3550
Cleveland .....	Nate Wallack .....	(216) 696-5555
Denver .....	Bob Peck .....	(303) 623-8778
Houston .....	Jack Cherry .....	(713) 797-9111
Kansas City .....	Bob Sprenger .....	(816) 924-9300
Miami .....	Bob Kearney .....	(305) 379-1855
New England .....	Pat Horne .....	(617) 543-7911
New York Jets .....	Frank Ramos .....	(212) 421-6600
Oakland .....	Tom Grimes .....	(415) 562-5900
Pittsburgh .....	Joe Gordon .....	(412) 323-1200
San Diego .....	Rick Smith .....	(714) 280-2111
Tampa Bay .....	Bob Best .....	(813) 870-2700

### National Conference

Atlanta .....	Charlie Dayton .....	(404) 588-1111
Chicago .....	Ted Haracz .....	(312) 663-5100
Dallas .....	Doug Todd .....	(214) 369-8000
Detroit .....	Don Kremer .....	(313) 335-4131
Green Bay .....	Chuck Lane .....	(414) 494-2351
Los Angeles .....	Jerry Wilcox .....	(213) 277-4700
Minnesota .....	Merrill Swanson .....	(612) 920-4805
New Orleans .....	Jerry Wynn .....	(504) 524-1421
New York Giants .....	Ed Croke .....	(212) 935-8111
Philadelphia .....	Jim Gallagher .....	(215) 463-2500
St. Louis .....	Kevin Byrne .....	(314) 421-0777
San Francisco .....	Dave Frei .....	(415) 365-3420
Seattle .....	Don Andersen .....	(206) 827-9777
Washington .....	Joe Blair .....	(703) 471-9100

### Other Publicity Contacts

NFL Office .....	Jim Heffernan .....	(212) 758-1500
AFC Information .....	Joe Browne .....	(212) 758-1500
NFC Information .....	Dick Maxwell .....	(212) 758-1500
Elias Sports Bureau .....	Seymour Siwoff .....	(212) 869-1530
Management Council .....	Rusty Martin .....	(212) 832-2260
Players' Association .....	Ed Garvey .....	(202) 833-3335
ABC-TV Sports .....	Irv Brodsky .....	(212) 581-7777
CBS-TV Sports .....	Bill Brendle .....	(212) 975-4521
NBC-TV Sports .....	Til Ferdenzi .....	(212) 664-2070
Hall of Fame .....	Don Smith .....	(216) 456-8207



## Records

## YEAR-BY-YEAR LEADERS

### RUSHING

	G	Att.	Yds.	Avg.	LG	TD
1966 Joe Auer	14	121	416	3.4	41	4
1967 Abner Haynes	10	56	274	4.9	65t	2
1968 Jim Kllick	14	165	621	3.8	25	4
1969 Jim Kllick	14	180	575	3.2	27	9
1970 Larry Csonka	14	193	874	4.5	53	6
1971 Larry Csonka	14	195	1051	5.4	28	7
1972 Larry Csonka	14	213	1117	5.2	45	6
1973 Larry Csonka	14	219	1003	4.6	25	5
1974 Larry Csonka	12	197	749	3.8	24	9
1975 Mercury Morris	14	219	875	4.0	49	4
1976 Benny Malone	14	186	797	4.3	31	4
1977 Benny Malone	14	129	615	4.8	66t	5

### RECEIVING

	G	No.	Yds.	Avg.	LG	TD
1966 Dave Kocourek	14	27	320	11.9	43	2
1967 Jack Clancy	14	67	868	13.0	44	2
1968 Karl Noonan	14	58	760	13.1	50	11
1969 Larry Seiple	13	41	577	14.1	41t	5
1970 Jim Kllick	14	42	497	11.8	47	0
1971 Paul Warfield	14	43	996	23.2	86t	11
1972 Paul Warfield	12	29	606	20.9	47	3
1973 Marlin Briscoe	14	30	447	14.9	53	2
1974 Nat Moore	13	37	605	16.4	48	2
1975 Nat Moore	14	40	705	17.6	79t	4
1976 Nat Moore	9	33	625	18.9	67t	4
1977 Nat Moore	14	52	765	14.7	73t	12

### SCORING

	TDs	Run	Pass	PAT	FG	Points
1966 Joe Auer	9	5	4	0-0	0-0	54
Gene Mingo	0	0	0	23-23	10-22	53
1967 Booth Lusteg	0	0	0	18-18	7-12	39
Jack Harper	4	1	3	0-0	0-0	24
1968 Karl Noonan	11	0	11	0-0	0-0	66
Jimmy Keyes	0	0	0	30-30	7-16	51
1969 Karl Kremser	0	0	0	26-27	13-22	65
Jim Kllick	10	9	1	0-0	0-0	60
1970 Garo Yepremian	0	0	0	31-31	22-29	97
Paul Warfield	6	0	6	0-0	0-0	36
1971 Garo Yepremian	0	0	0	33-33	28-40	117
Paul Warfield	11	0	11	0-0	0-0	66
1972 Garo Yepremian	0	0	0	43-45	24-37	115
Mercury Morris	12	12	0	0-0	0-0	72
1973 Garo Yepremian	0	0	0	38-38	25-37	113
Paul Warfield	11	0	11	0-0	0-0	66
1974 Garo Yepremian	0	0	0	43-43	8-15	67
Larry Csonka	9	9	0	0-0	0-0	54
1975 Garo Yepremian	0	0	0	40-46	13-16	79
Don Nottingham	12	12	0	0-0	0-0	72
1976 Garo Yepremian (five players)	0	0	0	29-31	16-23	77
1977 Nat Moore	1	12	0	0-0	0-0	78
Garo Yepremian	0	0	0	37-41	10-22	67

### PASSING

	G	Att.	Cmp.	Int.	Yds.	TD	Pct.
1966 Dick Wood	10	230	83	14	993	4	36.1
1967 Bob Griese	12	331	166	18	2005	15	50.2
1968 Bob Griese	13	355	186	16	2473	21	52.4
1969 Bob Griese	9	252	121	16	1695	10	48.0
1970 Bob Griese	14	245	142	17	2019	12	58.0
1971 Bob Griese	14	263	145	9	2089	19	55.1
1972 Earl Morall	14	150	83	7	1360	11	55.3
1973 Bob Griese	13	218	116	8	1422	17	53.2
1974 Bob Griese	13	253	152	15	1968	16	60.1
1975 Bob Griese	10	191	118	13	1693	14	61.8
1976 Bob Griese	13	272	162	12	2097	11	59.6
1977 Bob Griese	14	307	180	13	2252	22	58.6

### PUNT RETURNS

	No.	Yds.	Avg.	Long	TD
1966 Joe Auer	5	99	19.8	56	0
1967 Abner Haynes	6	37	6.2	20	0
1968 Bob Neff	8	71	8.9	20	0
1969 Mercury Morris	25	172	6.9	38	0
1970 Jake Scott	27	290	10.7	77t	1
1971 Jake Scott	33	318	9.6	31	0
1972 Charlie Leigh	22	210	9.5	27	0
1973 Jake Scott	22	266	12.1	33	0
1974 Jack Scott	31	346	11.2	30	0
1975 Freddie Solomon	26	320	12.3	50t	1
1976 Freddie Solomon	13	205	15.8	79t	1
1977 Freddie Solomon	32	285	8.9	39	0

### KICKOFF RETURNS

	No.	Yds.	Avg.	Long	TD
1966 Joe Auer	28	698	24.9	95t	1
1967 Bob Neff	15	351	23.4	69	0
1968 Gene Milton	18	408	22.7	74	0
1969 Mercury Morris	43	1136	26.4	105t	1
1970 Mercury Morris	28	812	29.0	96t	1
1971 Mercury Morris	15	423	28.2	94t	1
1972 Mercury Morris	14	334	23.9	33	0
1973 Charlie Leigh	9	251	27.9	51	0
1974 Nat Moore	22	587	26.7	40	0
1975 Freddie Solomon	17	348	20.5	31	0
1976 Duriel Harris	17	559	32.9	69	0
1977 Gary Davis	14	414	29.6	73	0

### INTERCEPTIONS

	No.	Yds.	Avg.	Long	TD
1966 Willie West	8	62	7.8	27	0
1967 Dick Westmoreland	10	127	12.7	29	1
1968 Dick Anderson	8	230	28.8	96t	1
1969 Lloyd Mumphord	5	102	20.4	51	0
1970 Dick Anderson	8	191	23.9	86	0
1971 Jake Scott	7	34	4.9	21	0
1972 Jake Scott	5	73	14.6	31	0
1973 Dick Anderson	8	163	20.4	38t	2
1974 Jake Scott	8	75	9.4	30	0
1975 Jake Scott	6	60	10.0	38	0
1976 (four players) (two interceptions)					
1977 Curtis Johnson	4	35	8.8	19	0



Bob Griese studied play chart on rainy day in 1977.


## OUTSTANDING PERFORMANCES

### SEVEN BEST PASSING YARDS TOTALS

Player	Date	Opponent	Att.	Com.	Yds.	TD	Int.	Long
Bob Griese	9/14/69	at Cincinnati	39	19	327	1	2	50
John Stofa	12/18/66	HOUSTON	38	22	307	4	2	48t
Bob Griese	10/17/76	KANSAS CITY	35	25	306	1	2	39
Bob Griese	9/21/68	OAKLAND	40	23	290	2	4	38
Earl Morrall	12/15/74	NEW ENGLAND	23	15	288	2	3	46t
Bob Griese	11/ 2/75	at Chicago	19	12	288	3	0	79t
Bob Griese	11/22/76	BALTIMORE	27	17	286	1	2	44

### 23 BEST RECEIVING PERFORMANCES

Player	Date	Opponent	No.	Yds.	TD	Long
Bo Roberson	12/ 4/66	at Denver	6	161	0	71
Paul Warfield	11/14/71	PITTSBURGH	3	158	3	86t
Paul Warfield	9/19/71	at Denver	6	146	1	36
Nat Moore	12/17/77	BUFFALO	5	144	1	67
Paul Warfield	12/25/71	at Kansas City	7	140	0	35
Otto Stowe	11/27/72	ST. LOUIS	6	140	2	37t
Paul Warfield	11/17/74	BUFFALO	4	139	1	54
Paul Warfield	12/10/72	at NY Giants	4	132	1	44
Bo Roberson	9/18/66	at Buffalo	5	128	1	54t
Marlin Briscoe	11/12/72	NEW ENGLAND	4	128	2	51t
Duriel Harris	10/ 9/77	at Baltimore	4	127	0	47
Jack Clancy	12/ 3/67	at Houston	7	126	1	44t
Paul Warfield	1/ 2/72	BALTIMORE	2	125	1	75t
Howard Twilley	11/ 3/68	at San Diego	7	124	1	38
Nat Moore	10/10/76	at Baltimore	3	124	1	67t
Paul Warfield	10/10/70	at NY Jets	5	122	1	40
Mel Baker	12/15/74	NEW ENGLAND	4	121	2	46t
Paul Warfield	10/ 3/70	OAKLAND	3	120	2	54t
Paul Warfield	10/ 3/71	NEW YORK JETS	5	117	0	32
Duriel Harris	11/22/76	BALTIMORE	5	116	0	44
Nat Moore	9/25/77	at San Francisco	3	114	2	73t
Jack Clancy	11/19/67	at Oakland	8	114	0	39
Freddie Solomon	12/ 5/76	BUFFALO	5	114	1	53t



Gary Davis pounded Buffalo for 172 yards 12/17/77.

### 26 BEST RUSHING PERFORMANCES

Player	Date	Opponent	Att.	Yds.	TD	Long
*Mercury Morris	9/30/73	NEW ENGLAND	15	197	3	70
Gary Davis	12/17/77	BUFFALO	26	172	1	60t
Abner Haynes	9/17/67	DENVER	12	151	2	65t
Larry Csonka	1/13/74	Minnesota	33	145	2	14
Mercury Morris	11/11/73	BALTIMORE	12	144	2	53
Leroy Harris	12/ 5/77	BALTIMORE	17	140	1	77t
Benny Malone	10/ 9/77	at Baltimore	12	139	2	62t
Larry Csonka	10/24/71	at NY Jets	20	137	2	21
Mercury Morris	10/ 5/75	at Green Bay	31	125	0	11
Mercury Morris	10/26/75	at Buffalo	20	124	0	35
Larry Csonka	12/ 2/74	CINCINNATI	24	123	0	24
Larry Csonka	11/ 9/69	at New England	16	121	1	54t
Jim Kiick	10/24/71	at NY Jets	17	121	0	24
Don Nottingham	9/28/75	at New England	16	120	1	40
Benny Malone	10/31/76	NEW ENGLAND	21	119	0	17
Larry Csonka	9/17/72	at Kansas City	21	118	1	17
Benny Malone	10/24/76	at Tampa Bay	22	118	1	28
Larry Csonka	12/30/73	OAKLAND	29	117	3	14
Mercury Morris	11/ 7/71	BUFFALO	13	116	1	45
Larry Csonka	12/ 6/70	NEW ENGLAND	12	115	1	30
Larry Csonka	12/21/74	at Oakland	24	114	0	15
Larry Csonka	11/27/72	ST. LOUIS	16	114	0	20
Larry Csonka	10/15/73	at Cleveland	21	114	2	13
Mercury Morris	10/18/75	at NY Jets	16	114	1	49
Mercury Morris	12/ 3/72	at New England	15	113	0	20
Larry Csonka	1/14/73	Washington	15	112	0	8

\*Single-game record by two rushers, 277 yards, includes Larry Csonka 18 for 80

### CAREER 100-YARD GAMES

Larry Csonka (1968-74)	19 in 101 games
Mercury Morris (1969-75)	10 in 94 games
Benny Malone (1974-77)	8 in 52 games
Jim Kiick (1968-74)	5 in 108 games
Don Nottingham (1973-77)	3 in 67 games
Leroy Harris (1977)	2 in 11 games
Gary Davis (1976-77)	2 in 28 games

## DOLPHINS DEFENSE YEAR-BY-YEAR

Year	Plays	First Downs	Rush Yards	Pass Yards	Total Yards	Total Points
1966	857	237	1510	3101	4611	362
1967	843	269	2145	2835	4980	407
1968	808	240	2172	2712	4884	355
1969	851	206	1489	2637	4126	332
1970	808	226	1453*	2551	4004	228
1971	800	214	1661	2000	3661	174
1972	770*	186*	1548	1749	3297	171
1973	878	195	1991	1290*	3281*	150*
1974	807	208	1624	2182	3806	216
1975	858	224	1768	2021	3789	222
1976	892	268	2411	2670	5081	264
1977	901	227	1749	2233	3982	197


\*Team Record



Tim Foley scored twice with blocked punts in 1973 rout.

## DOLPHINS OFFENSE YEAR-BY-YEAR

Year	Total Plays	First Downs	Rush Yards	Pass Yards	Total Yards	Total Points
1966	884	200	1410	2048	3458	213
1967	847	212	1323	2336	3659	219
1968	892	247	1704	2402*	4106	276
1969	878	224	1513	2077	3590	233
1970	827	228	2082	1957	4039	297
1971	804	232	2429	1983	4412	315
1972	893	291*	2960*	2076*	5036*	385*
1973	776	215	2521	1582	4103	343
1974	884	272	2191	2084	4275	327
1975	896*	266	2500	2009	4509	357
1976	874	267	2118	2268	4386	263
1977	866	267	2366	1961	4327	313



Don Nottingham barreled for 12 touchdowns in 1975.

## INDIVIDUAL RECORDS

### SCORING

#### Total Points

##### Career

732	Garro Yepremian (1970-77), 294 XPs, 146 FGs
264	Larry Csonka (1968-74), 44 TDs
198	Paul Warfield (1970-74), 33 TDs
198	Mercury Morris (1969-75), 33 TDs

##### Season

117	Garro Yepremian (1971), 33 XPs, 28 FGs
115	Garro Yepremian (1972), 43 XPs, 24 FGs

##### Game

24	Paul Warfield (12-15-73 vs. Detroit), 4 TDs
----	---

#### Touchdowns

##### Career

44	Larry Csonka (1968-74), 41 run, 3 pass
33	Paul Warfield (1970-74), 33 pass
33	Mercury Morris (1969-75), 29 run, 1 pass, 3 return

##### Season

13	Nat Moore (1977), 12 pass, 1 run
12	Don Nottingham (1975), 12 run
12	Mercury Morris (1972), 12 run

##### Game

4	Paul Warfield (12-15-73 vs. Detroit), 4 pass
---	--

#### Field Goals Made

##### Career

146	Garro Yepremian (1970-77), 219 attempts
-----	---

##### Season

28	Garro Yepremian (1971), 40 attempts
25	Garro Yepremian (1973), 37 attempts

##### Game

5	Garro Yepremian (9-26-71 vs. Buffalo), try 6
4	Garro Yepremian (9-16-73 vs. San Francisco), try 4

##### Per Cent

81.3	Garro Yepremian (1975), 13 of 16
75.8	Garro Yepremian (1970), 22 of 29

##### Longest

54	Garro Yepremian (10-22-72 vs. Buffalo)
53	Garro Yepremian (12-5-76 vs. Buffalo)
53	Garro Yepremian (9-16-73 vs. San Francisco)

**Field Goals Attempted**

Career	219	Garro Yepremian (1970-77), made 146
Season	40	Garro Yepremian (1971), made 28
Game	6	Garro Yepremian (9-26-71 at Buffalo), made 5
Longest	57	Garro Yepremian (9-17-72 at Kansas City)

**Extra Points Made**

Career	294	Garro Yepremian (1970-77), 307 attempts
Season	43	Garro Yepremian (1972), 45 attempts
	43	Garro Yepremian (1974), 43 attempts
Game	7	Garro Yepremian (11-12-72 vs. New England), try 7
	7	Garro Yepremian (11-24-77 at St. Louis), try 8

**RUSHING****Total Yards**

Career	5,900	Larry Csonka (1968-74)
	3,877	Mercury Morris (1969-75)
	3,644	Jim Kiick (1968-74)
Season	1,117	Larry Csonka (1972), 5.2 per carry
	1,051	Larry Csonka (1971), 5.4 per carry
	1,003	Larry Csonka (1973), 4.6 per carry
	1,000	Mercury Morris (1972), 5.3 per carry
Game	197	Mercury Morris (9-30-73 vs. New England) on 15
	172	Gary Davis (12-17-77 vs. Buffalo) on 26
	151	Abner Haynes (9-17-67 vs. Denver) on 12
	*145	Larry Csonka (1-13-74 vs. Minnesota) on 33
	144	Mercury Morris (11-11-73 vs. Baltimore) on 12
	140	Leroy Harris (12-5-77 vs. Baltimore) on 17

**Rushing Attempts**

Career	1,286	Larry Csonka (1968-74)
	997	Jim Kiick (1968-74)
	754	Mercury Morris (1969-75)
Season	219	Larry Csonka (1973)
	219	Mercury Morris (1975)
	213	Larry Csonka (1972)
Game	*33	Larry Csonka (1-13-74 vs. Minnesota)
	31	Mercury Morris (10-5-75 vs. Green Bay)
	*29	Larry Csonka (12-30-73 vs. Oakland)

**Touchdowns Rushing**

Career	41	Larry Csonka (1968-74)
	29	Mercury Morris (1969-75)
	28	Jim Kiick (1968-74)
Season	12	Mercury Morris (1972)
	12	Don Nottingham (1975)
Game	3	Don Nottingham (10-5-75 at Green Bay), 11, 1, 11
	3	Don Nottingham (10-26-75 at Buffalo), 1, 1, 1
	3	Don Nottingham (11-3-74 vs. Atlanta), 1, 2, 1
	3	Mercury Morris (9-30-73 vs. New England), 24, 70, 35
	3	Mercury Morris (11-12-72 vs. New England), 4, 4, 6
	3	Jim Kiick (12-20-70 vs. Buffalo), 4, 2, 2

**Rushing Average**

Career	5.1	Mercury Morris (1969-75)
	4.6	Larry Csonka (1968-74)
Season	6.4	Mercury Morris (1973), 149-954
	5.4	Larry Csonka (1971), 195-1,051
x-Game	13.1	Mercury Morris (9-30-73 vs. New England), 15-197
	12.6	Abner Haynes (9-17-67 vs. Denver), 12-151
	12.0	Mercury Morris (11-11-73 vs. Baltimore), 12-144

**Longest Runs**

77t	Leroy Harris (12-5-77 vs. Baltimore)
70t	Mercury Morris (9-30-73 vs. New England)
70	Mercury Morris (10-15-73 at Cleveland)
66t	Benny Malone (10-9-77 at Baltimore)
65t	Abner Haynes (9-17-67 vs. Denver)
60t	Gary Davis (12-17-77 vs. Buffalo)
57	Gary Davis (12-5-76 vs. Buffalo)
56	Jim Kiick (11-15-70 at New Orleans)
56	Don Nottingham (12-7-75 vs. Buffalo)

**PASSING****Total Yards**

Career	20,351	Bob Griese (1967-77)
Season	2,473	Bob Griese (1968)
	2,252	Bob Griese (1977)
	2,097	Bob Griese (1976)
Game	327	Bob Griese (9-14-69 at Cincinnati)
	307	John Stofa (12-18-66 vs. Houston)
	306	Bob Griese (10-17-76 vs. Kansas City)
	290	Bob Griese (9-21-68 vs. Oakland)
	286	Bob Griese (11-22-76 vs. Baltimore)
Playoffs	263	Bob Griese (12-25-71 at Kansas City)

**Pass Attempts**

Career	2,784	Bob Griese (1967-77)
Season	355	Bob Griese (1968)
	331	Bob Griese (1967)
	307	Bob Griese (1977)
Game	53	Dick Wood (11-27-66 vs. New England), comp 17
	45	Bob Griese (10-19-69 at Kansas City), comp 21
	41	Bob Griese (12-23-67 vs. Houston), comp 16
	41	Rick Norton (11-16-69 at Buffalo), comp 20

**Pass Completions**

Career	1,541	Bob Griese (1967-77)
Season	186	Bob Griese (1968), attempt 355
	180	Bob Griese (1977), attempt 307
	166	Bob Griese (1967), attempt 331
Game	25	Bob Griese (10-17-76 vs. Kansas City) of 35
	23	Bob Griese (9-21-68 vs. Oakland) of 40
	22	Bob Griese (12-11-77 at New England) of 38
	22	Bob Griese (11-28-76 at Cleveland) of 33
	22	John Stofa (12-18-66 vs. Houston) of 38
Playoffs	20	Bob Griese (12-25-71 at Kansas City) of 35

### Touchdown Passes

Career	161	Bob Griese (1977)
Season	22	Bob Griese (1977)
	21	Bob Griese (1968)
	19	Bob Griese (1971)
Game	6	Bob Griese (11-24-77 at St. L) 4, 7, 9, 28, 17, 37
	4	Bob Griese (10-17-71 vs. New Eng.) 22, 32, 14, 14
	4	Bob Griese (12-15-73 vs. Detroit) 21, 7, 16, 4
	4	Bob Griese (11-2-69 at NY Jets) 5, 29, 11, 9
	4	John Stofa (12-18-66 vs. Houston) 27, 48, 4, 14

### Passes Had Intercepted

Career	141	Bob Griese (1967-77)
Season	18	Bob Griese (1967), attempt 331
	17	Bob Griese (1970), attempt 245
Game	5	Rick Norton (11-23-69 vs. Houston)
	5	Bob Griese (12-23-67 vs. Houston)

### Fewest Passes Had Intercepted

x-Season	7	Earl Morrall (1972), attempt 150, 4.7
	8	Bob Griese (1973), attempt 218, 3.7
	9	Bob Griese (1971), attempt 263, 3.4

x-150 or more attempts

### Completion Per Cent

Career	55.4	Bob Griese (1,541 of 2,784)
	53.8	Earl Morrall (153 of 284)
Season	61.8	Bob Griese (1975), 118 of 191
	60.1	Bob Griese (1974), 152 of 253
	59.6	Bob Griese (1976), 162 of 272
x-Game	82.4	Earl Morrall (12-1-75 vs. New Eng.), 14 of 17
	81.0	Bob Griese (10-22-67 vs. NY Jets), 17 of 21
	80.0	Bob Griese (11-6-77 at NY Jets), 12 of 15
	80.0	Don Strock (12-7-75 vs. Buffalo), 12 of 15
	78.9	Bob Griese (11-15-70 vs. New Orleans), 15 of 19

x-12 or more completions

### Longest Pass Plays

86t	Bob Griese to Paul Warfield (11-14-71 vs. Pittsburgh)
80t	George Wilson to Bo Roberson (10-23-66 at Houston)
79t	Bob Griese to Nat Moore (11-2-75 at Chicago)
74t	Bob Griese to Paul Warfield (10-31-71 at Los Angeles)
73t	Bob Griese to Nat Moore (9-25-77 at San Francisco)
71	Dick Wood to Bo Roberson (12-4-66 at Denver)

## PASS RECEIVING

### Total Receptions

Career	221	Jim Kiick (1968-74)
	212	Howard Twilley (1966-76)
	162	Nat Moore (1974-77)
	156	Paul Warfield (1970-74)
Season	67	Jack Clancy (1967), 868 yards
	58	Karl Noonan (1968), 760 yards
	52	Nat Moore (1977), 765 yards
Game	9	Marlin Briscoe (9-15-74 at NE), 113 yards
	8	Jack Clancy (11-19-67 at Oak), 114 yards
	8	Larry Seiple (11-16-69 at Buffalo), 106 yards
	8	Howard Twilley (10-17-76 vs. KC), 104 yards
	8	Jack Clancy (12-10-67 vs. SD), 96 yards

### Total Receiving Yards

Career	3,355	Paul Warfield (1970-74), 21.5 per catch
	3,064	Howard Twilley (1966-76), 14.4 per catch
	2,700	Nat Moore (1974-77), 16.7 per catch
	2,210	Jim Kiick (1968-74), 10.0 per catch
	1,798	Karl Noonan (1966-71), 13.2 per catch
Season	996	Paul Warfield (1971), 43 receptions
	868	Jack Clancy (1967), 67 receptions
	765	Nat Moore (1977), 52 receptions
	760	Karl Noonan (1968), 58 receptions
Game	161	Bo Roberson (12-4-66 at Denver) on 6
	158	Paul Warfield (11-14-71 vs. Pittsburgh) on 3
	146	Paul Warfield (9-19-71 at Denver) on 6
	144	Nat Moore (12-17-77 vs. Buffalo) on 5
	140	Otto Stowe (11-27-72 vs. St. Louis) on 6
	140	Otto Stowe (11-27-72 vs. St. Louis) on 6
	140	Paul Warfield (12-25-71 at KC) on 7

### Touchdowns Receiving

Career	33	Paul Warfield (1970-74)
	23	Howard Twilley (1966-76)
	23	Jim Mandich (1970-77)
	22	Nat Moore (1974-77)
Season	12	Nat Moore (1977)
	11	Paul Warfield (1973)
	11	Paul Warfield (1971)
	11	Karl Noonan (1968)
Game	4	Paul Warfield (12-15-73 vs. Detroit) of 6
	3	Paul Warfield (11-14-71 vs. Pittsburgh) of 3
	3	Nat Moore (11-24-77 at St. Louis) of 7

## RUSHING-RECEIVING

Career	6,513	Larry Csonka (1968-74), 5,900-613
	5,854	Jim Kiick (1968-74), 3,644-2,210
	4,368	Mercury Morris (1969-75), 3,877-491
Season	1,168	Mercury Morris (1972), 1,000-168
	1,165	Larry Csonka (1972), 1,117-48
	1,164	Larry Csonka (1971), 1,051-113
	1,155	Jim Kiick (1970), 658-497
	1,076	Jim Kiick (1971), 735-338
Game	197	Mercury Morris (9-30-73 vs. New England), 197-0
	174	Paul Warfield (11-14-71 vs. Pittsburgh), 16-158
	173	Freddie Solomon (12-5-76 vs. Buffalo), 59-114
	160	Jim Kiick (11-15-70 vs. New Orleans), 82-78
	160	Nat Moore (12-17-77 vs. Buffalo), 16-144

## COMBINED YARDAGE

Career	7,486	Mercury Morris (1969-75), 3,118 return yards
	6,513	Larry Csonka (1968-74), no return yards
	5,854	Jim Kiick (1968-74), no return yards
	4,055	Nat Moore (1974-77), 1,146 return yards
Season	1,502	Mercury Morris (1972), 334 return yards
	1,483	Mercury Morris (1969), 1,308 return yards
	1,476	Joe Auer (1966), 797 return yards



Game	
302	Mercury Morris (11-1-70 at Baltimore) 8-89 rush, 3-68 pass, 6-145 kickoff returns
254	Freddie Solomon (10-9-77 at Baltimore) 4-171 kickoff returns, 4-51 pass, 3-32 punt returns
252	Freddie Solomon (12-5-76 vs. Buffalo) 1-59 rush, 5-114 pass, 1-79 punt return

## PUNTING

### Total Punts

Career	633	Larry Seiple (1967-77)
Season	80	Larry Seiple (1969), 40.8 average
	75	Larry Seiple (1968), 40.6 average
Game	10	George Wilson, Jr. (9-9-66 vs. NY Jets)
	9	Larry Seiple (9-18-77 at Buffalo)

### Average Yards

Career	40.0	Larry Seiple (1967-77)
Season	42.3	Larry Seiple (1973), 48 punts
	42.1	George Wilson, Jr. (1966), 42 punts
	41.6	Larry Seiple (1967), 70 punts
x-Game	52.0	Larry Seiple (10-7-73 vs. NY Jets), 4-208
	48.4	Larry Seiple (9-24-67 vs. Kansas City), 5-242
	48.3	George Wilson, Jr. (9-9-66 vs. NY Jets), 10-483
	48.3	Mike Michel (11-13-77 vs. New England), 4-193

x-4 or more punts

### Longest Punts

73	Larry Seiple (11-14-71 vs. Pittsburgh)
70	Larry Seiple (10-1-67 at NY Jets)
67	Larry Seiple (12-10-67 vs. San Diego)
67	Larry Seiple (9-20-70 at New England)

## PUNT RETURNS

### Total Returns

Career	127	Jake Scott (1970-75)
	71	Freddie Solomon (1975-77)
	46	Dick Anderson (1968-74, 76-77)
Season	33	Jake Scott (1971), 9.6 average
	32	Freddie Solomon (1977), 8.9 average
	31	Jake Scott (1974), 11.2 average
Game	7	Mercury Morris (10-19-69 at KC), 17.6 average
	6	Jake Scott (11-10-74 at New Orleans), 16.5 avg.
	6	Freddie Solomon (12-5-77 vs. Baltimore), 9.3 avg.

### Punt Return Yardage

Career	1,330	Jake Scott (1970-75)
	810	Freddie Solomon (1975-77)
Season	346	Jake Scott (1974), 11.2 average
	320	Freddie Solomon (1975), 12.3 average
Game	123	Mercury Morris (10-19-69 at KC) on 7
	99	Jake Scott (11-10-74 at New Orleans) on 6
	89	Jake Scott (11-22-70 vs. Baltimore) on 2

### Longest Punt Returns

79t	Freddie Solomon (12-5-76 vs. Buffalo)
77t	Jake Scott (11-22-70 vs. Baltimore)
56	Joe Auer (11-6-66 vs. Buffalo), clip on 68t
50t	Freddie Solomon (11-9-75 vs. NY Jets)

### Average Yards

Career	11.4	Freddie Solomon (1975-77), 71 returns
	10.5	Jake Scott (1970-75), 127 returns
x-Season	12.3	Freddie Solomon (1975), 26 returns
	12.1	Jake Scott (1973), 22 returns
x-14 or more returns		
Game	18.8	Charlie Babb (11-23-75 vs. Baltimore), 4-75
	17.6	Mercury Morris (10-19-69 at Kansas City), 7-123
	16.5	Jake Scott (11-10-74 at New Orleans), 6-99

### Fair Catches

Career	55	Jake Scott (1970-75) of 182
Season	18	Jake Scott (1971), of 51
Game	6	Jake Scott (12-20-70 vs. Buffalo) of 8

## KICKOFF RETURNS

### Total Returns

Career	111	Mercury Morris (1969-73)
Season	43	Mercury Morris (1969), 26.4 average
	28	Mercury Morris (1970), 29.0 average
	28	Joe Auer (1966), 24.9 average
Game	6	Mercury Morris (11-1-70 at Baltimore), 24.1 avg.
	6	Gene Milton (9-21-68 vs. Oakland), 34.0 avg.
	5	Joe Auer (11-6-68 at Buffalo), 29.4 avg.
	5	Nat Moore (9-15-74 at New England), 29.2 avg.

### Kickoff Return Yardage

Career	2,947	Mercury Morris (1969-73)
Season	1,136	Mercury Morris (1969), 26.4 average
	812	Mercury Morris (1970), 29.0 average
	698	Joe Auer (1966), 24.9 average
	617	Gary Davis (1976), 23.7 average
Game	204	Gene Milton (9-21-68 vs. Oakland), long 73
	171	Freddie Solomon (10-9-77 at Balt), long 90t
	147	Joe Auer (9-18-66 at Buffalo), long 45
	146	Nat Moore (9-15-74 at New England), long 38
	145	Mercury Morris (11-1-70 at Balt), long 33

### Longest Kickoff Returns

105t	Mercury Morris (9-14-69 at Cincinnati)
96t	Mercury Morris (12-6-70 vs. New England)
95t	Joe Auer (9-2-66 vs. Oakland)
95	Bobby Neff (9-14-68 vs. Houston)
94t	Mercury Morris (12-5-71 at New England)

### Average Yards

Career	26.6	Mercury Morris (1969-73), 111 returns
Season	32.9	Duriel Harris (1976), 17 returns
	29.6	Gary Davis (1977), 14 returns
	29.0	Mercury Morris (1970), 28 returns

#### x-Game

42.8	Freddie Solomon (10-9-77 at Baltimore), 4-171
34.0	Gene Milton (9-21-68 vs. Oakland), 6-204
29.4	Joe Auer (9-18-66 at Buffalo), 5-147
29.2	Gary Davis (10-10-76 at Baltimore), 4-117
29.2	Nat Moore (9-15-75 at New England), 5-146

x-4 or more returns

### INTERCEPTIONS

#### Total Interceptions

##### Career

35	Jake Scott (1970-75)
34	Dick Anderson (1968-74, 76-77)
19	Curtis Johnson (1970-77)

##### Season

10	Dick Westmoreland (1967)
8	Dick Anderson (1968, 1970, 1973)
8	Jake Scott (1974)
8	Willie West (1966)

##### Game

4	Dick Anderson (12-3-73 vs. Pittsburgh)
3	Willie West (10-23-66 at Houston)
3	Dick Westmoreland (11-26-67 vs. Buffalo)
3	Charlie Babb (9-22-75 vs. Oakland)
3	Curtis Johnson (11-9-75 at NY Jets)

#### Interception Yardage

##### Career

792	Dick Anderson (1968-74, 76-77), 23.3 average
425	Jake Scott (1970-75), 12.1 average

##### Season

230	Dick Anderson (1968) on 8
198	Jimmy Warren (1966) on 5
191	Dick Anderson (1970) on 8

##### Game

121	Dick Anderson (12-3-73 vs. Pittsburgh) on 4
109	Dick Anderson (11-24-68 at New England) on 2

#### Longest Interception Returns

96t	Dick Anderson (11-24-68 at New Eng), Tom Sherman
86	Dick Anderson (12-20-70 vs. Buffalo), Dennis Shaw
70t	Jimmy Warren (11-13-66 at KC), Len Dawson
*62t	Dick Anderson (1-2-72 vs. Baltimore), John Unitas
*55	Jake Scott (1-14-73 vs. Washington), Bill Kilmer

\*playoff games

#### Touchdown Interceptions

##### Career

3	Dick Anderson (1968-74), 96, 27, 38
2	Dick Westmoreland (1966-69), 39, 19
2	Bill Stanfill (1969-76), 15, 17

### MISCELLANEOUS RETURNS

#### Block FG

51t	Lloyd Mumphord (12-6-70 vs. New Eng), Capelletti
47t	Curtis Johnson (12-19-71 vs. Green Bay), Webster
17	Mike Kolen (11-12-72 vs. New England), Walker

#### Blocked Punt

8t	Tim Foley (11-11-73 vs. Baltimore), David Lee
5t	Tim Foley (11-11-73 vs. Baltimore), David Lee
*5t	Charlie Babb (12-24-72 vs. Cleveland), Don Cockroft

#### Short FG Attempt

50	Jake Scott (12-6-70 vs. New Eng), Gino Capelletti
28	Jake Scott (9-20-70 at New Eng), Gino Capelletti

#### Fumble Recovery

35t	Dick Anderson (10-15-72 vs. San Diego), Mike Garrett
22	Charlie Babb (11-24-77 at St. Louis), Terry Metcalf
20	Jake Scott (12-16-72 vs. Baltimore), Lydell Mitchell
18	Steve Towle (12-5-77 vs. Baltimore), Ron Lee

\*playoff game

## DOLPHIN TEAM RECORDS

### SCORING

#### Most Points Scored

Season	385 (1972)
Game	55 (11-24-77 at St. Louis)

#### Most Points Allowed

Season	407 (1967)
Game	58 (9-18-66 at Buffalo)

#### Fewest Points Scored

Season	213 (1966)
Game	0 (six times, last 1970)

#### Fewest Points Allowed

Season	150 (1973)
Game	0 (10 times, last 1977)

#### Most Points, Both Teams

82	at Buffalo 58, Miami 24 (9-18-66)
73	at Baltimore 45, Miami 28 (10-9-77)
73	at Miami 41, Boston 32 (12-17-67)
72	at Miami 45, Buffalo 27 (12-5-76)

#### Fewest Points, Both Teams

12	at Miami 9, Kansas City 3 (10-20-74)
13	Miami 13, at Buffalo 0 (9-18-77)

#### Most Decisive Win

52	(52-0 vs New Eng 11-12-72)
44	(44-0 vs Balt 11-11-73)
43	(43-0 at NY Jets 10-19-75)

#### Most Decisive Loss

45	(48-3 vs KC 9-28-68)
41	(41-0 at KC 10-8-67)
35	(35-0 at Balt 11-1-70)

#### Most Touchdowns Scored

Season	46 (1975)
Game	8 (11-24-77 at St. Louis)

#### Most Touchdowns Allowed

Season	53 (1967)
Game	8 (9-18-66 at Buffalo)

#### Fewest Touchdowns Scored

Season	26 (1966)
--------	-----------

#### Fewest Touchdowns Allowed

Season	15 (1973)
Season	21 (1972)

#### Most Touchdowns By:

Rushing	26 (1972 and 1975)
Passing	4 (four times)
Intercept	4 (1966)
KO Return	2 (12-3-73 vs. Pittsburgh)
Punt Return	1 (1970, 1975, 1976)
Block Punt	2 (1973)

#### Fewest Touchdowns By:

Rushing	5 (1966)
Passing	12 (1969)

#### Most TDs Allowed By:

Rushing	19 (1968)
Passing	4 (9-18-66 at Buffalo)
Intercept	5 (three times)
KO Return	3 (1967 and 1969)
Punt Return	1 (1966, 1970, 1975)

#### Fewest TDs Allowed By:

Rushing	8 (1972)
Passing	5 (1973)

#### Most PATs Scored

Season	43 (1972 and 1974)
Game	7 (11-12-72 vs New Eng)
Game	7 (11-24-77 at St. Louis)

#### Most PATs, Opponent

Season	47 (1967)
Game	7 (9-18-66 at Buffalo)

#### Most FGs Scored

Season	28 (1971)
Game	5 (9-26-71 at Buffalo)

#### Most FGs, Opponent

Season	24 (1969)
Game	5 (9-28-69 at Houston)

#### Score by Quarters, Dolphins

1st —	21 (12-20-70 vs Buffalo)
2nd —	21 (10-2-77 vs Houston)
3rd —	28 (12-17-67 vs Boston)
4th —	24 (10-23-77 vs Seattle)
4th —	21 (11-3-74 vs Atlanta)
4th —	21 (9-30-73 vs New England)
4th —	21 (9-29-74 at San Diego)

#### Score by Quarters, Opponents

1st —	24 (9-28-68 vs Kansas City)
2nd —	27 (9-18-66 at Buffalo)
3rd —	17 (12-23-67 vs Houston)
4th —	28 (10-2-66 at San Diego)

#### Score by Halves, Dolphins

1st —	35 (12-17-67 vs Boston)
2nd —	31 (12-20-70 vs Buffalo)
2nd —	28 (12-10-67 vs San Diego)
2nd —	28 (12-5-76 vs Buffalo)

#### Score by Halves, Opponents

1st —	48 (9-18-66 at Buffalo)
2nd —	38 (10-2-66 at San Diego)
3rd —	31 (10-3-76 vs Los Angeles)

#### Score by Quarters, Both Teams

1st —	27 (9-28-68 vs Kansas City)
2nd —	34 (9-18-66 at Buffalo)
3rd —	28 (12-10-67 vs San Diego)
4th —	35 (11-17-74 vs Buffalo)
4th —	31 (10-3-76 vs Los Angeles)

#### Score by Halves, Both Teams

1st —	58 (9-18-66 at Buffalo)
2nd —	44 (9-30-73 vs New England)
2nd —	44 (9-30-73 vs New England)
2nd —	44 (9-30-73 vs New England)
2nd —	44 (9-30-73 vs New England)

### FIRST DOWNS

#### Most First Downs

Season	291 (1971)
Game	34 (11-24-77 at St. Louis)
Playoffs	30 (9-24-72 vs Houston)
Season	269 (1967)

#### Most First Downs Allowed

Season	268 (1976)
Game	28 (11-3-68 at San Diego)
Game	26 (12-11-76 vs Minnesota)

#### Most First Downs, Both Teams

Season	535 (1976)
Game	48 (10-17-76 vs K-City)
Game	47 (11-24-77 at St. Louis)
Game	45 (12-25-71 at K-City)

#### Fewest First Downs

Season	200 (1966)
Game	7 (10-3-70 vs Oakland)
Game	8 (9-24-67 vs K-City)

#### Fewest First Downs Allowed

Season	186 (1972)
Game	4 (11-11-73 vs Baltimore)
Game	7 (9-24-72 vs Houston)

#### Most First Downs By:

Rushing	170 (1972)
Passing	144 (1968)
Penalty	25 (1968)
Passing	16 (9-21-68 vs Oakland)
Passing	16 (12-11-77 at New Eng)

Passing	16 (12-11-77 at New Eng)
Passing	16 (12-11-77 at New Eng)
Passing	16 (12-11-77 at New Eng)

#### Fewest First Downs By:

Rushing	65 (1967)
Passing	0 (10-15-67 at Boston)
Passing	91 (1973)
Passing	2 (10-15-73 at Cleveland)
Passing	2 (10-24-71 at NY Jets)

#### Most First Downs Allowed By:

Rushing	116 (1968)
Passing	17 (12-11-76 vs Minnesota)
Passing	16 (11-14-76 at Pittsburgh)

Passing 140 (1966)  
 18 (12-17-77 vs Buffalo)  
 17 (10-1-67 at NY Jets)  
 Penalty 21 (1967)  
 5 (12-17-67 vs Boston)  
**Fewest First Downs Allowed By:**  
 Rushing 66 (1969)  
 0 (10-13-74 at Wash)  
 0 (12-20-70 vs Buffalo)  
 Passing 78 (1973)  
 0 (12-8-68 vs Boston)  
 2 (10-22-72 vs Buffalo)  
 2 (11-11-73 vs Baltimore)  
 2 (10-7-73 vs NY Jets)  
 8 (1973 and 1974)  
 Penalty 8

#### TOTAL YARDS

**Most Net Yards Gained**  
 Season 5036 (1972)  
 4509 (1975)  
 Game 503 (11-24-77 at St Louis)  
 501 (12-3-72 vs New Eng)  
 482 (11-12-72 vs New Eng)  
 448 (12-17-77 vs Buffalo)  
 407 (12-25-71 at K-City)  
**Most Net Yards, Both Teams**  
 Season 9467 (1976)  
 Game 912 (10-3-76 vs Los Angeles)  
 894 (10-17-76 vs K-City)  
 891 (9-21-68 vs Oakland)  
 882 (12-17-77 vs Buffalo)  
**Fewest Net Yards Gained**  
 Season 3458 (1966)  
 Game 111 (9-6-66 vs NY Jets)  
 124 (9-24-67 vs K-City)  
 137 (12-15-68 vs NY Jets)  
**Most Net Yards Allowed**  
 Season 5081 (1976)  
 4980 (1967)  
 Game 593 (10-3-76 vs Los Angeles)  
 542 (9-21-68 vs Oakland)  
 508 (9-18-66 at Buffalo)  
**Fewest Net Yards Allowed**  
 Season 3281 (1973)  
 Game 76 (10-21-73 vs Buffalo)  
 132 (11-11-73 vs Baltimore)  
 167 (9-24-72 vs Houston)

#### RUSHING

**Most Yards Rushing**  
 Season 2960 (1972)  
 2521 (1973)  
 Game 315 (11-11-73 vs Baltimore)  
 304 (12-3-72 at New Eng)  
 302 (11-7-71 vs Buffalo)  
 301 (9-30-73 vs New Eng)  
 297 (10-24-71 at NY Jets)  
 Playoffs 266 (12-30-73 vs Oakland)  
**Most Yards Rushing, Both Teams**  
 Season 4529 (1976)  
 Game 487 (12-5-76 vs Buffalo)  
 444 (9-30-73 vs New Eng)  
 427 (11-11-73 vs Baltimore)  
 Playoffs 373 (12-30-73 vs Oakland)  
**Fewest Yards Rushing**  
 Season 1323 (1967)  
 Game 23 (9-24-67 vs K-City)  
 25 (12-11-77 at New Eng)  
 41 (12-15-68 at NY Jets)  
**Most Yards Rushing Allowed**  
 Season 2411 (1976)  
 2172 (1968)  
 Game 279 (12-3-67 at Houston)  
 278 (9-19-76 at New Eng)  
 269 (12-5-76 vs Buffalo)  
**Fewest Yards Rushing Allowed**  
 Season 1453 (1970)  
 Game 26 (10-13-74 at Wash)  
 35 (10-17-71 vs New Eng)  
 39 (10-10-70 at NY Jets)  
 Playoffs 72 (1-13-74 vs Minnesota)  
**Most Attempts Rushing**  
 Season 613 (1972)  
 Game 58 (10-5-75 at Green Bay)  
 55 (11-24-77 at St Louis)  
**Fewest Attempts Rushing**  
 Season 326 (1967)

Game 16 (12-3-67 at Houston)  
 19 (12-11-77 at New Eng)

#### Most Attempts Opponent

Season 525 (1976)  
 Game 51 (12-9-73 at Baltimore)  
 51 (9-19-76 at New Eng)

#### Fewest Attempts Opponent

Season 387 (1970)  
 Game 12 (10-10-70 at NY Jets)

#### PASSING

##### Most Net Yards Passing

Season 2402 (1968)  
 2264 (1977)  
 Game 316 (11-2-75 at Chicago)  
 312 (9-21-68 vs Oakland)  
 301 (11-12-72 vs New Eng)

##### Fewest Net Yards Passing

Season 1582 (1973)  
 Game 22 (11-23-69 vs Houston)  
 46 (10-25-70 vs Cleveland)  
 38 (10-15-73 at Cleveland)

##### Most Net Yards Passing Allowed

Season 3101 (1966)  
 Game 427 (10-1-67 at NY Jets)  
 426 (10-3-76 vs LA Rams)

##### Fewest Net Yards Passing Allowed

Season 1290 (1973)  
 Game 1 (10-21-73 vs Buffalo)  
 20 (11-1-73 vs Baltimore)  
 24 (10-22-72 vs Buffalo)  
 28 (11-9-69 at Boston)

##### Most Gross Yards Passing

Season 2843 (1968)  
 Game 336 (9-21-68 vs Oakland)  
 327 (9-14-69 at Cincinnati)  
 316 (11-2-75 at Chicago)

##### Fewest Gross Yards Passing

Season 1675 (1973)  
 2196 (1975)  
 Game 51 (10-15-73 at Cleveland)  
 68 (10-24-71 at NY Jets)  
 73 (12-3-73 vs Pittsburgh)

##### Most Gross Yards Passing Allowed

Season 3281 (1966)  
 Game 440 (10-1-67 at NY Jets)  
 436 (10-3-76 vs LA Rams)

##### Fewest Gross Yards Passing Allowed

Season 1604 (1973)  
 2029 (1972)  
 Game 35 (12-9-73 at Baltimore)  
 45 (10-22-72 vs Buffalo)  
 55 (9-17-67 vs Denver)  
 55 (11-9-69 at Boston)

##### Most Pass Attempts

Season 480 (1967)  
 Game 52 (11-27-66 vs New Eng)

##### Fewest Pass Attempts

Season 256 (1973)  
 Game 10 (three times)

##### Most Attempts Opponent

Season 425 (1966)  
 414 (1977)  
 Game 46 (11-6-66 vs Buffalo)

##### Fewest Attempts Opponent

Season 320 (1973)  
 Game 8 (12-9-73 at Baltimore)

##### Most Pass Completions

Season 229 (1967)  
 Game 26 (9-21-68 vs Oakland)  
 25 (10-17-76 vs K-City)

##### Fewest Pass Completions

Season 133 (1973)  
 Game 3 (10-15-73 at Cleveland)

##### Most Completions Opponent

Season 234 (1970)  
 226 (1977)  
 Game 26 (10-13-74 at Wash)

25 (11-14-71 vs Pittsburgh)  
 25 (12-17-77 vs Buffalo)

#### Fewest Completions Opponent

Season 151 (1973)  
 Game 2 (11-9-69 at New Eng)  
 4 (11-14-76 at Pittsburgh)

#### Dolphin Defense, Most QB Sacks

Season 45 (1973) 314 yards  
 40 (1975) 314 yards  
 Game 9-59 (10-21-73 vs Buffalo)  
 5-57 (11-22-76 vs Baltimore)  
 7-52 (10-17-71 vs New Eng)  
 6-40 (11-6-77 at NY Jets)

#### Opp. Defense, Most QB Sacks

Season 53 (1969) 481 yards  
 52 (1968) 441 yards  
 Game 8-83 (11-16-69 at Buffalo)  
 8-80 (9-20-70 at New Eng)  
 7-61 (9-9-66 vs NY Jets)

#### INTERCEPTIONS

##### Most Interceptions, Dolphins

Season 31 (1966) 522 yards  
 28 (1967) 402 yards  
 Game 6 (12-3-73 vs Pittsburgh)  
 6 (10-19-75 at NY Jets)

##### Fewest Interceptions, Dolphins

Season 11 (1976) 144 yards  
 15 (1977) 124 yards

##### Most Interceptions, Opponent

Season 32 (1966) 370 yards  
 29 (1969) 596 yards  
 Game 6 (11-13-66 at K-City)

##### Fewest Interceptions, Opponent

Season 10 (1971) 166 yards  
 12 (1973) 190 yards  
 12 (1972) 249 yards

#### PENALTIES

##### Most Dolphin Penalties

Season 77 (1970) 834 yards  
 Game 11 (10-3-70 vs Oakland)  
 11 (12-3-72 at New Eng)

##### Most Yards Penalized, Dolphins

Season 834 (1970) on 77  
 Game 135 (10-3-70 vs Oakland)  
 117 (11-1-70 at Baltimore)  
 115 (12-3-72 at New Eng)

##### Most Opponent Penalties

Season 94 (1976) 716 yards  
 Game 15 (10-11-69 vs San Diego)  
 12 (9-21-68 vs Oakland)

##### Most Yards Penalized, Opponent

Season 852 (1966) on 79  
 Game 156 (9-20-69 at Oakland)  
 144 (11-5-67 at Buffalo)  
 127 (9-21-68 vs Oakland)

##### Fewest Dolphin Penalties

Season 48 (1968) 485 yards  
 Game 0 (12-23-67 vs Houston)  
 0 (12-8-68 vs New Eng)

##### Fewest Yds Penalized, Dolphins

Season 416 (1973) on 52  
 Game 0 (twice as listed)

##### Fewest Opponent Penalties

Season 59 (1967) 691 yards  
 Game 1 (five times)

##### Fewest Yds Penalized, Opp.

Season 525 (1974) on 67  
 Game 5 (three times)

##### Both Teams, Most Yds Penalized

Season 1538 (1970) on 145  
 Game 230 (10-3-70 vs Oakland)  
 227 (11-30-69 vs New Eng)  
 198 (9-20-69 at Oakland)

##### Both Teams, Most Penalties

Season 156 (1975) 1291 yards  
 Game 19 (10-2-66 vs San Diego)  
 19 (9-21-68 vs Oakland)

##### Both Teams, Fewest Penalties

Season 112 (1967) 1181 yards

Game 2 (11-11-73 vs Baltimore)  
 2 (12-23-67 vs Houston)

#### Both Teams, Fewest Yds Penalized

Season 1032 (1973) on 113  
 Game 10 (11-11-73 vs Baltimore)  
 20 (12-8-68 vs New Eng)  
 21 (10-20-68 at Cincinnati)

#### PUNTING

##### Most Dolphin Punts

Season 85 (1969)  
 Game 10 (9-9-66 vs NY Jets)  
 9 (10-19-69 at K-City)  
 9 (9-18-77 at Buffalo)

##### Most Punt Yards, Dolphins

Season 3451 (1969) 40.6 avg.  
 Game 483 (9-9-66 vs NY Jets)  
 419 (10-19-69 at K-City)

##### Most Opponent Punts

Season 80 (1969)  
 Game 11 (11-11-73 vs Baltimore)

##### Most Punt Yards, Opponent

Season 3526 (1969) 44.1 avg.  
 Game 398 (10-19-69 at K-City)  
 386 (11-11-73 vs Baltimore)

##### Highest Dolphin Average

Season 42.3 (1973) 48 punts  
 x-Game 52.0 (10-7-73 vs NY Jets)

##### Highest Opponent Average

Season 44.1 (1969) 80 punts  
 x-Game 55.5 (9-28-68 vs K-City)  
 x-minimum 4 punts

#### PUNT RETURNS

##### Most Punt Returns

Season 46 (1974)  
 Game 7 (10-19-69 at K-City)

##### Most Punt Return Yards

Season 520 (1974)  
 Game 123 (10-19-69 at K-City)  
 115 (12-5-76 vs Buffalo)

##### Most Punt Returns, Opponent

Season 42 (1974) 265 yards  
 Game 8 (9-9-66 vs NY Jets)

##### Most Punt Return Yds, Opponent

Season 373 (1975) 34 returns  
 Game 110 (11-1-70 at Baltimore)  
 103 (9-18-66 at Buffalo)

#### KICKOFF RETURNS

##### Most Kickoff Returns

Season 67 (1967) 1443 yards  
 Game 9 (9-18-66 at Buffalo)

##### Most Kickoff Return Yards

Season 1507 (1966) 65 returns  
 Game 245 (12-5-71 at New Eng)  
 229 (11-13-66 at K-City)

##### Most Kickoff Returns, Opponent

Season 65 (1975)  
 Game 9 (11-24-77 at St Louis)

##### Most Kick Return Yds, Opponent

Season 1549 (1975)  
 Game 207 (9-17-67 vs Denver)  
 200 (11-24-77 at St Louis)

#### FUMBLES

##### Most Fumbles

Season 36 (1967)  
 Game 5 (five times)

##### Most Fumbles Lost

Season 16 (1967 and 1973)  
 Game 5-4 (11-5-70 vs New Orleans)  
 4-4 (9-19-71 at Denver)

##### Most Opponent Fumbles

Season 38 (1971)  
 Game 7 (11-7-71 vs Buffalo)  
 7 (9-18-77 at Buffalo)

##### Most Opponent Fumbles Lost

Season 20 (1972) of 32  
 Game 4-4 (10-18-70 at Buffalo)  
 4-4 (12-10-72 at NY Giants)  
 4-4 (9-26-76 vs NY Jets)

## "CONSECUTIVE" RECORDS

(Includes Playoff Games)

### INDIVIDUAL

#### Games Played

- 122 Garo Yepremian (1970-77)
- 109 Dick Anderson (1968-74)

#### Games, Scoring Points

- 116 Garo Yepremian (8th in 1970 to present)

#### Games, Scoring Touchdown

- 5 Mercury Morris (1972, 6th to 10th)
- 5 Don Nottingham (1975, 2nd to 6th)

#### Games, Scoring Field Goal

- 15 Garo Yepremian (1971, 1st to 15th)

#### Games, Rushing Touchdown

- 5 Mercury Morris (1972, 6th to 10th)
- 5 Don Nottingham (1975, 2nd to 6th)

#### Games, Passing Touchdown

- 9 Bob Griese (1968, 7th to 14th; 1969, 1st)

#### Games, Receiving Touchdown

- 6 Paul Warfield (1971, 4th to 9th)

#### Games, None Intercepted

- 4 Bob Griese (1971, 5th to 8th)

#### Games, Pass Reception

- 37 Nat Moore (1974, 3rd, to 1977, 2nd)
- (injured for 13th in 1974, 10th to 14th in 1976)

#### Games, Interceptions

- 5 Dick Westmoreland (1967, 9th to 13th)

#### Seasons, Rushing 1,000 Yards

- 3 Larry Csonka (1971, 1972, 1973)

#### Points After Touchdown

- 125 Garo Yepremian (1972, 7th, to 1974, 15th)
- (includes 18 in playoff games)

#### Field Goals Made

- 15 Garo Yepremian (1974, 12th, to 1975, 7th)

#### Passes, None Intercepted

- 122 Bob Griese (1967, 10th to 14th)

#### Passes, Touchdown

- 3 Bob Griese (10-17-71 vs. New England)

### TEAM

#### Wins, All Games

- 18 (all of 1972; 1973, 1st)

#### Wins, Regular Season

- 16 (1971, 14th; all of 1972; 1973, 1st)

#### Wins, One Season

- 17 (all of 1972)
- 10 (1973, 3rd to 12th)

#### Wins, Preseason

- 11 (1975, 5th and 6th; all of 1976; 1977, 1st to 3rd)

#### Losses, Regular Season

- 8 (1967, 3rd to 10th)

#### Losses, Preseason

- 5 (1969, 1st to 5th)

#### \*Wins, Home Games

- 31 (Oct. 17, 1971 to Dec. 15, 1974)

#### Wins, Road Games

- 9 (all of 1972)

#### Losses, Home Games

- 4 (Dec. 23, 1967 to Sept. 28, 1968)

#### Series Games, Dolphin Wins

- 16 Buffalo (1970 to 1977)

#### Series Games, Dolphin Losses

- 8 New York Jets (1966 to 1969)

#### Quarters, Opponent Scoreless

- 13 (1973, 8th to 11th)

#### Quarters, Dolphins Scoreless

- 11 (1970, 6th to 8th)

\*Includes 4 playoff games

## OPPONENTS RECORDS

### SINGLE-GAME, TEAM

#### First Downs

- 28 San Diego (11-3-68 at San Diego)
- 27 New England (12-17-67 at Miami)
- 26 Minnesota (12-11-76 at Miami)

#### By Rushing

- 17 Minnesota (12-11-76 at Miami)
- 16 Pittsburgh (11-14-76 at Pittsburgh)

#### By Passing

- 18 Buffalo (12-17-77 at Miami)
- 17 New York Jets (10-1-67 at New York)
- 16 Los Angeles (10-3-76 at Miami)

#### By Penalty

- 5 New England (12-17-67 at Miami)

#### Rushing Yards

- 279 Houston (12-3-67 at Houston) 49 attempts
- 278 New England (9-19-76 at New England) 51 attempts
- 269 Buffalo (12-5-76 at Miami) 42 attempts
- 258 Pittsburgh (11-14-76 at Pittsburgh) 48 attempts
- 252 Kansas City (9-24-67 at Miami) 43 attempts
- 247 Houston (12-23-67 at Houston) 43 attempts
- 242 Buffalo (11-18-73 at Buffalo) 39 attempts

#### Attempts

- 51 Baltimore (12-9-73 at Baltimore) 166 yards
- 51 New England (9-19-76 at New Eng) 278 yards
- 51 New England (12-11-77 at New Eng) 177 yards

#### Touchdowns

- 4 Buffalo (9-18-66 at Buffalo)
- 4 Baltimore (11-23-75 at Miami)

#### Net Passing Yards

- 427 New York Jets (10-1-67 at New York)
- 426 Los Angeles (10-3-76 at Miami)
- 347 Buffalo (10-18-70 at Buffalo)
- 344 Oakland (9-21-68 at Oakland)

#### Attempts

- 46 Buffalo (11-6-66 at Miami) 16 completions

#### Completions

- 26 Washington (10-13-74 at Washington) 39 attempts
- 25 New York Jets (10-1-67 at New York) 43 attempts
- 25 Pittsburgh (11-14-71 at Miami) 37 attempts
- 25 Buffalo (12-17-77 at Miami) 40 attempts

#### Had Intercepted

- 6 Pittsburgh (12-3-73 at Miami)
- 6 New York Jets (10-19-75 at New York)
- 5 San Diego (12-10-67 at Miami)

#### Touchdowns

- 5 Kansas City (10-8-67 at Kansas City)
- 5 New England (10-15-67 at Boston)
- 5 New York Jets (12-1-68 at New York)

#### Total Yards

- 593 Los Angeles (10-3-76 at Miami) 167-426
- 542 Oakland (9-21-68 at Miami) 213-329
- 508 Buffalo (9-18-66 at Buffalo) 179-329
- 479 San Diego (11-3-68 at San Diego) 239-240
- 453 Kansas City (10-17-76 at Miami) 186-267

#### Interceptions

- 6 Kansas City (11-13-66 at Kansas City) 28 yards

#### Return Yards

- 138 Oakland (9-21-68 at Miami) on 5

#### Punt Returns

- 8 New York Jets (9-9-66 at Miami) 80 yards

#### Return Yards

- 110 Baltimore (11-1-70 at Baltimore) 3 returns
- 103 Buffalo (9-18-66 at Buffalo) 5 returns

#### Kickoff Returns

- 9 St. Louis (11-24-77 at St. Louis) 200 yards

#### Return Yards

- 207 Denver (9-17-67 at Miami) 6 returns
- 200 St. Louis (11-24-77 at St. Louis) 9 returns
- 174 Buffalo (12-5-76 at Miami) 8 returns

### Penalties

- 15 San Diego (10-11-69 at San Diego) 96 yards  
12 Oakland (9-20-69 at Oakland) 156 yards

### Yards Penalized

- 156 Oakland (9-20-69 at Oakland) on 12  
144 Buffalo (11-5-67 at Buffalo) on 10

### Fumbles/Lost

- 7-3 Buffalo (11-7-71 at Miami)  
7-3 Buffalo (9-18-77 at Buffalo)  
6-3 New England (12-15-74 at Miami)  
4-4 Buffalo (10-18-70 at Buffalo)  
4-4 New York Giants (12-10-72 at New York)  
4-4 New York Jets (9-26-76 at Miami)

### Total Points

- 58 Buffalo (9-18-66 at Buffalo) 8 TD  
48 Kansas City (9-28-68 at Miami) 6 TD  
47 Oakland (9-21-68 at Miami) 6 TD

### First Half

- 48 Buffalo (9-18-66 at Buffalo)

### Second Half

- 38 San Diego (10-2-66 at San Diego)  
31 Los Angeles (10-3-76 at Miami)

## OPPONENTS LONGEST PLAYS

### Run From Scrimmage

- 80t Carl Garrett, New England (11-9-69 at New England)  
76t Robert Holmes, Kansas City (9-28-68 at Miami)  
75t O.J. Simpson, Buffalo (12-5-76 at Miami)  
64t Lydell Mitchell, Baltimore (10-9-77 at Baltimore)  
64 Hoyle Granger, Houston (12-23-67 at Miami)  
59t Henry Marshall, Kansas City (10-17-76 at Miami)  
56t Don Woods, San Diego (9-29-74 at San Diego)  
54t Paul Robinson, Cincinnati (11-17-68 at Miami)

### Pass Play

- 93t Mike Livingston to Otis Taylor, 79 yards; lateral to Robert Holmes, Kansas City (10-19-69 at KC)  
89t Joe Namath to Richard Caster, 10-7-74 vs. NY Jets  
89t Len Dawson to Otis Taylor, 11-14-66 at Kansas City  
82t Daryle Lamonica to Rod Sherman, 12-27-70 at Oakland  
82t Dan Pastorini to Charlie Joiner, 9-24-72 vs. Houston  
80t Sam Wyche to Bob Trumpy, 11-17-68 at Cincinnati  
79t Max Choboian to Charlie Mitchell, 12-4-66 at Denver  
73t Daryle Lamonica to Warren Wells, 9-21-68 vs. Oakland  
72t Ken Stabler to Cliff Branch, 12-21-74 at Oakland  
71 Joe Namath to Bake Turner, 12-15-68 vs. NY Jets

### Interception Return

- 76t Dave Grayson, Oakland (Bob Griese), 9-20-69 at Oakland  
66t Ken Houston, Houston (Bob Griese), 9-15-68 at Miami  
65t Kenny Graham, San Diego (Bob Griese), 10-11-69 at San Diego  
60t Butch Byrd, Buffalo (Rick Norton), 9-18-66 at Buffalo

### Punt Return

- 83t Billy Johnson, Houston (11-16-75 at Houston)  
80t Ron Gardin, Baltimore (11-1-70 at Baltimore)  
72t Butch Byrd, Buffalo (9-18-66 at Buffalo)

### Kickoff Return

- 102t Harold Hart, Oakland (9-22-75 at Miami)  
99t Jim Duncan, Baltimore (11-1-70 at Baltimore)  
96t Emerson Boozer, NY Jets (11-20-66 at New York)  
73 O.J. Simpson, Buffalo (11-16-69 at Buffalo)

### Fumble Recovery

- 58t Rick Redman, San Diego (Dick Wood), 10-2-66 at San Diego  
49t Mike Bass, Washington (Garro Yepremian), 1-14-73 at L.A.  
42t Dave Washington, Buffalo (Mercury Morris) 11-17-74 at Miami

### Field Goal

- 52 Jan Stenerud, Kansas City (9-28-68 at Miami)  
51 Charlie Gogolak, New England (10-17-71 at Miami)  
51 Bruce Alford, Buffalo (10-12-68 at Miami)  
50 John Leypoldt, Buffalo (10-21-73 at Miami)

### Punt

- 70 Bob Scarpitto, Denver (10-16-66 at Miami)  
62 Jim Norton, Houston (10-23-66 at Houston)  
62 Marv Bateman, Buffalo (10-26-75 at Buffalo)

## OPPONENTS RECORDS SINGLE-GAME, INDIVIDUAL

### Rushing Yards

- 203 O.J. Simpson, Buffalo (12-5-76 at Miami) 24 att.  
164 Jim Nance, Boston (12-17-67 at Miami) 24 att.  
160 Hoyle Granger, Houston (12-23-67 at Miami) 21 att.  
151 Dick Post, San Diego (11-3-68 at San Diego) 21 att.  
142 Lydell Mitchell, Baltimore (10-9-77 at Balt) 17 att.  
141 Woody Campbell, Houston (12-3-67 at Houston) 18 att.

### Attempts

- 35 Lydell Mitchell (12-9-73 at Baltimore) 104 yds  
30 Lydell Mitchell (12-15-75 at Baltimore) 85 yds

### Touchdowns

- 3 Paul Robinson, Cincinnati (11-17-68 at Cincinnati)  
3 Don McCauley, Baltimore (11-23-75 at Miami)

### Passing Yards

- 436 James Harris, Los Angeles (10-3-76 at Miami) 17-29-1  
415 Joe Namath, NY Jets (10-1-67 at NY) 23-39-1  
358 Dennis Shaw, Buffalo (10-18-70 at Buffalo) 24-32-2  
344 Daryle Lamonica, Oakland (9-21-68 at Miami) 15-24-0  
331 Joe Ferguson, Buffalo (12-17-77 at Miami) 25-40-3  
308 Mike Livingston, K-City (10-19-69 at KC) 17-34-1  
303 Sonny Jurgensen, Washington (10-13-74 at Wash) 26-39-3

### Attempts

- 43 Daryle Lamonica, Oakland (10-4-69 at Miami) 19 comp.  
41 Joe Ferguson, Buffalo (12-7-75 at Miami) 20 comp.  
41 Jim Plunkett, New Eng (12-15-74 at Miami) 15 comp.  
40 Joe Namath, NY Jets (10-10-70 at New York) 17 comp.

### Completions

- 26 Sonny Jurgensen, Wash (10-13-74 at Wash) 39 att.  
25 Terry Bradshaw, Pittsburgh (11-14-71 at Miami) 36 att.  
25 Joe Ferguson, Buffalo (12-17-77 at Miami) 40 att.  
24 Dennis Shaw, Buffalo (10-18-70 at Buffalo) 32 att.

### Had Intercepted

- 6 Joe Namath, NY Jets (10-19-75 at NY) 8-24-6  
5 Mike Phipps, Cleveland (12-24-72 at Miami) 9-23-5  
4 John Hadl, San Diego (11-12-67 at SD) 14-27-4  
4 Jack Kemp, Buffalo (11-26-67 at Miami) 17-31-4  
4 John Hadl, San Diego (12-10-67 at Miami) 9-21-4  
4 John McCormick, Denver (10-16-66 at Miami) 9-25-4  
4 George Blanda, Houston (10-23-66 at Hou) 14-34-4

### Touchdowns

- 5 Len Dawson, K-City (10-8-67 at KC) 13-23 250 yds  
5 Babe Parilli, Boston (10-15-67 at Boston) 16-20 281 yds  
4 Steve Tensi, San Diego (10-2-66 at SD) 9-12 223 yds

### Receiving Yards

- 220 Ron Jessie, Los Angeles (10-3-76 at Miami) 7 catch  
157 Bake Turner, NY Jets (12-15-68 at Miami) 7 catch  
145 Marlin Briscoe, Buffalo (10-18-70 at Buffalo) 7 catch  
144 George Sauer, NY Jets (10-20-66 at NY) 8 catch

### Receptions

- 10 George Sauer, NY Jets (10-1-67 at NY) 120 yds  
9 Fred Biletnikoff, Oakland (9-20-69 at Oak) 132 yds  
9 Sammy White, Minnesota (12-11-76 at Miami) 120 yds  
9 Clark Gaines, NY Jets (11-6-67 at NY) 81 yds

### Touchdowns

- 3 Jim Whalen, Boston (10-15-67 at Boston) 6-134  
3 Billy Cannon, Oakland (11-19-67 at Oakland) 6-99  
3 Morris Owens, Tampa Bay (10-24-76 at Tampa) 6-88  
3 Sammy White, Minnesota (12-11-76 at Miami) 7-120

### Field Goals

- 5 Roy Gerela, Houston (9-28-69 at Houston) of 5  
4 George Blanda, Oakland (9-23-73 at Oakland) of 4

### Interceptions

- 3 Clarence Duren, San Diego (10-30-77 at Miami) 45 yds

### Kickoff Return Yards

- 185 Floyd Little, Denver (9-17-67 at Miami) 5 returns  
159 Harold Hart, Oakland (9-22-75 at Miami) 3 returns  
154 Gerald Tinker, Atlanta (11-3-74 at Miami) 7 returns

### Punt Return Yards

- 110 Ron Gardin, Baltimore (11-1-70 at Baltimore) 3 ret  
99 Billy Johnson, Houston (11-16-75 at Houston) 2 ret

## PRESS INFORMATION

Certified newspaper, radio and television representatives should address all requests for working press credentials to:

Bob Kearney, Public Relations Director

Miami Dolphins, 330 Biscayne Boulevard, Miami 33132

The Press Gate is located between Gates 9 and 10 on the east side of the Orange Bowl, and access to press parking is NW 3rd Street at 15th Avenue. Credentials are left at the Press Gate with an attendant two hours before kickoff. Requests for press parking should be made to Al Rubio, Stadium Manager.

Sports/Comm and Amfax Communications personnel are located on Level 4 of the pressbox. Broadcast booths for radio and TV windows are located on Level 5.

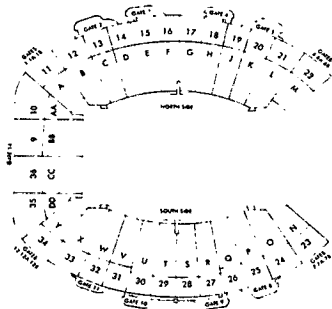
## SOUTH FLORIDA MEDIA

The Dolphins receive daily coverage by eight newspapers and five TV stations in a three-county area, plus frequent coverage by other South Florida media outlets.

Five men cover the Dolphins on a daily beat — Gary Long, Miami Herald; Charlie Nobles, Miami News; Brian Biggane, Fort Lauderdale Sun-Sentinel; Steve Hummer, Fort Lauderdale News; and Chuck Otterson, Palm Beach Post.

South Florida columnists include Edwin Pope, Miami Herald; Bernie Lincicome, Fort Lauderdale News; John Crittenden, Miami News; Craig Barnes, Fort Lauderdale Sun-Sentinel; George Cunill, Diario Las Americas; Ed Plaisted, Hollywood Sun-Tattler. Other writers include Mike Janofsky, Miami Herald; Bill Brubaker, Miami News; Tom Curtis and Marc Burns, Dolphin Digest; Dan Sewell, Associated Press; Les Kjos, United Press International; Luis Perez, El Miami Herald; Randy Schultz, Palm Beach Post; and Bill Pinella, Palm Beach Times.

Miami's TV coverage is the most thorough in the NFL, and the lineup includes Lee Arthur (WTVJ-4), Chuck Dowdle (WPLG-10), Jim Gallagher (WPEC-12), Buck Kinnaird (WPTV-5), George Mills (WCKT-7), Mike Nolan (WPLG-10), Bernie Rosen (WTVJ-4), Steve Ruskin (Telsport), Tony Segreto (WTVJ-4), Bob Sheridan (WCIX-6), Jon Sloane (WCIX-6), Lee Webb (WCKT-7) and Dave Willingham (WCKT-7).



## ORANGE BOWL STADIUM

For the fifth time in the 13-year history of the Super Bowl, the Orange Bowl will be the site of the NFL Championship game Jan. 21, 1979.

The stadium has a seating capacity of 75,449 but will approach 80,000 for the Super Bowl with the addition of bleachers in the east end zone.

Prescription Athletic Turf was installed in March 1976 to replace the Poly-Turf of the previous six seasons.

The stadium was a Works Progress Administration project built in 1937 for \$325,000 with a seating capacity of 25,000. Some 12,000 bleacher seats were added in 1945, and in 1948, double-decking of the north and south stands boosted capacity to 60,000. Some 7,500 seats were added in 1949 with the sale of \$50 non-interest bonds, and capacity reached 68,500 in 1953. The west end zone was decked in 1968 to attain 75,000 seats, and from 1971 through 1976, bleachers in the east end zone (removed in 1977) gave a capacity of 80,045.

## DOLPHINS RADIO NETWORK



RICK WEAVER



HENRY BARROW



HANK GOLDBERG

Rick Weaver, an outstanding play-by-play broadcaster recognized throughout the NFL, will be calling the Dolphins' action for his eighth season in 1978. He is sports director of WIOD (610 AM), which has originated Dolphin broadcasts since the team's inception in 1966. Veteran newsman Henry Barrow and sports analyst Hank Goldberg will provide color commentary.

Cities on the Dolphin network and stations providing coverage:

Belle Glade	WSWN	93.5 FM
Bradenton	WTRL	1490
Cocoa	WRMF	1060
Daytona Beach	WNDB	1150
Fort Lauderdale	WIOD	610
Fort Pierce	WCMF	92.7 FM
Fort Myers	WINK	1240
Gainesville	WRUF	103.7 FM
Hollywood	WIOD	610
Jacksonville	WJNJ	1600
Jacksonville	WJNJ	104.9 FM
Key West	WKIZ	1500
Lakeland	WONN	1230
Miami	WIOD	610
Naples	WNOG	1270
Orlando	WKIS	740
St. Petersburg	WDAE	1250
Sanford	WTRR	1400
Sarasota	WTRL	1490
Sebring	WJCM	960
Stuart	WMCF	92.7 FM
Tallahassee	WTNT	1270
Tampa	WDAE	1250
Titusville	WRMF	1060
West Palm Beach	WEAT	850

## DOLPHIN HOTELS ON THE ROAD

Canton	Imperial House	216-499-9410
New Orleans	Hyatt Regency	504-561-1234
Tampa	Host International	813-879-5151
New York	Sheraton-Hasbrouck Hts	201-288-6100
Baltimore	Hilton (Reisterstown Road)	301-653-1100
Philadelphia	Cherry Hill (N.J.) Hyatt	609-662-3131
San Diego	Islandia Hyatt House	714-224-3541
New England	Newton (Mass.) Marriott	617-969-1000
Houston	Stouffer's Greenway Plaza	713-629-1200
Washington	Stouffer's National Center	703-979-6800

# NATIONAL FOOTBALL LEAGUE

410 Park Avenue, New York, N.Y. 10022

Phone 212-758-1500

## AMERICAN CONFERENCE

**WESTERN**  
Denver  
Kansas City  
Oakland  
San Diego  
Seattle

**EASTERN**  
Baltimore  
Buffalo  
Miami  
New England  
New York Jets

**CENTRAL**  
Cincinnati  
Cleveland  
Houston  
Pittsburgh

**WESTERN**  
Atlanta  
Los Angeles  
New Orleans  
San Francisco

## NATIONAL CONFERENCE

**EASTERN**  
Dallas  
New York Giants  
Philadelphia  
St. Louis  
Washington

**CENTRAL**  
Chicago  
Detroit  
Green Bay  
Minnesota  
Tampa Bay

## 1978 REGULAR-SEASON SCHEDULE

(All times local)

<b>SATURDAY, SEPTEMBER 2</b>		
New York Giants at Tampa Bay	8:00	
<b>SUNDAY, SEPTEMBER 3</b>		
Green Bay at Detroit	1:00	
Houston at Atlanta	1:00	
Kansas City at Cincinnati	1:00	
Los Angeles at Philadelphia	1:00	
Miami at New York Jets	1:00	
Minnesota at New Orleans	1:00	
Oakland at Denver	2:00	
Pittsburgh at Buffalo	1:00	
St. Louis at Chicago	1:00	
San Diego at Seattle	1:00	
San Francisco at Cleveland	1:00	
Washington at New England	1:00	
<b>MONDAY, SEPTEMBER 4</b>		
Baltimore at Dallas	8:00	
<b>SATURDAY, SEPTEMBER 9</b>		
Detroit at Tampa Bay	8:00	
<b>SUNDAY, SEPTEMBER 10</b>		
Atlanta at Los Angeles	1:00	
Chicago at San Francisco	1:00	
Cincinnati at Cleveland	1:00	
Dallas at New York Giants	1:00	
Houston at Kansas City	1:00	
Miami at Baltimore	4:00	
New England at St. Louis	1:00	
New Orleans — Green Bay (Milw)	1:00	
New York Jets at Buffalo	4:00	
Oakland at San Diego	1:00	
Philadelphia at Washington	1:00	
Seattle at Pittsburgh	1:00	
<b>MONDAY, SEPTEMBER 11</b>		
Denver at Minnesota	8:00	
<b>SUNDAY, SEPTEMBER 17</b>		
Buffalo at Miami	4:00	
Chicago at Detroit	1:00	
Cleveland at Atlanta	1:00	
Dallas at Los Angeles	1:00	
Kansas City at N.Y. Giants	1:00	
Oakland at Green Bay	1:00	
Philadelphia at New Orleans	1:00	
Pittsburgh at Cincinnati	1:00	
San Diego at Denver	2:00	
San Francisco at Houston	1:00	
Seattle at New York Jets	1:00	
Tampa Bay at Minnesota	1:00	
Washington at St. Louis	1:00	
<b>MONDAY, SEPTEMBER 18</b>		
Baltimore at New England	9:00	
<b>SUNDAY, SEPTEMBER 24</b>		
Atlanta at Tampa Bay	4:00	
Baltimore at Buffalo	1:00	
Cleveland at Pittsburgh	1:00	
Denver at Kansas City	1:00	
Detroit at Seattle	1:00	
Green Bay at San Diego	1:00	
Los Angeles at Houston	1:00	
Miami at Philadelphia	1:00	
New England at Oakland	1:00	
New Orleans at Cincinnati	1:00	
New York Jets at Baltimore	1:00	
Pittsburgh at Cleveland	1:00	
Seattle — Green Bay (Milw)	1:00	
Tampa Bay at New York Giants	1:00	
Washington at Philadelphia	1:00	
<b>MONDAY, SEPTEMBER 25</b>		
Minnesota at Chicago	8:00	
<b>SUNDAY, OCTOBER 1</b>		
Cincinnati at San Francisco	1:00	
Detroit — Green Bay (Milw)	1:00	
Houston at Cleveland	1:00	
Kansas City at Buffalo	1:00	
Los Angeles at New Orleans	1:00	
Minnesota at Tampa Bay	1:00	
New York Giants at Atlanta	1:00	
Oakland at Chicago	3:00	
Philadelphia at Baltimore	2:00	
Pittsburgh at New York Jets	1:00	
St. Louis at Miami	1:00	
San Diego at New England	1:00	
Seattle at Denver	2:00	
<b>MONDAY, OCTOBER 2</b>		
Dallas at Washington	9:00	
<b>SUNDAY, OCTOBER 8</b>		
Atlanta at Pittsburgh	1:00	
Baltimore at St. Louis	1:00	
Buffalo at New York Jets	1:00	
Chicago at Green Bay	1:00	
Cleveland at New Orleans	1:00	
Denver at San Diego	1:00	
Houston at Oakland	1:00	
Minnesota at Seattle	1:00	
New York Giants at Dallas	1:00	
Philadelphia at New England	1:00	
San Francisco at Los Angeles	1:00	
Tampa Bay at Kansas City	1:00	
Washington at Detroit	1:00	
<b>MONDAY, OCTOBER 9</b>		
Cincinnati at Miami	8:30	
<b>SUNDAY, OCTOBER 15</b>		
Buffalo at Houston	1:00	
Dallas at St. Louis	1:00	
Detroit at Atlanta	1:00	
Kansas City at Oakland	1:00	
Los Angeles at Minnesota	3:00	
Miami at San Diego	1:00	
New England at Cincinnati	1:00	
New Orleans at San Francisco	1:00	
New York Jets at Baltimore	1:00	
Pittsburgh at Cleveland	1:00	
Seattle — Green Bay (Milw)	1:00	
Tampa Bay at New York Giants	1:00	
Washington at Philadelphia	1:00	

**MONDAY, OCTOBER 16**  
Chicago at Denver 7:00

**SUNDAY, OCTOBER 22**  
Atlanta at San Francisco 1:00  
Chicago at Tampa Bay 1:00  
Cincinnati at Buffalo 1:00  
Cleveland at Kansas City 1:00  
Denver at Baltimore 4:00  
Green Bay at Minnesota 1:00  
Miami at New England 1:00  
New Orleans at Los Angeles 1:00  
Oakland at Seattle 1:00  
Philadelphia at Dallas 1:00  
St. Louis at New York Jets 1:00  
San Diego at Detroit 1:00  
Washington at New York Giants 1:00

**MONDAY, OCTOBER 23**  
Houston at Pittsburgh 9:00

**THURSDAY, OCTOBER 26**  
Minnesota at Dallas 7:30

**SUNDAY, OCTOBER 29**  
Baltimore at Miami 4:00  
Buffalo at Cleveland 1:00  
Denver at Seattle 1:00  
Detroit at Chicago 1:00  
Houston at Cincinnati 1:00  
Kansas City at Pittsburgh 1:00  
New York Giants at New Orleans 1:00  
New York Jets at New England 1:00  
St. Louis at Philadelphia 1:00  
San Diego at Oakland 1:00  
San Francisco at Washington 1:00  
Tampa Bay at Green Bay 1:00

**MONDAY, OCTOBER 30**  
Los Angeles at Atlanta 9:00

**SUNDAY, NOVEMBER 5**  
Cincinnati at San Diego 1:00  
Cleveland at Houston 1:00  
Dallas at Miami 4:00  
Detroit at Minnesota 1:00  
Green Bay at Philadelphia 1:00  
New England at Buffalo 1:00  
New Orleans at Pittsburgh 1:00  
New York Giants at St. Louis 12:00  
New York Jets at Denver 2:00  
Oakland at Kansas City 1:00  
San Francisco at Atlanta 1:00  
Seattle at Chicago 1:00  
Tampa Bay at Los Angeles 1:00

**MONDAY, NOVEMBER 6**  
Washington at Baltimore 9:00

**SUNDAY, NOVEMBER 12**  
Atlanta at New Orleans 1:00  
Baltimore at Seattle 1:00  
Chicago at Minnesota 3:00  
Dallas vs. Green Bay (Milw) 1:00  
Denver at Cleveland 1:00  
Houston at New England 1:00  
Kansas City at San Diego 1:00  
Miami at Buffalo 1:00  
New York Giants at Washington 1:00  
New York Jets at Philadelphia 1:00  
Pittsburgh at Los Angeles 5:00  
St. Louis at San Francisco 1:00  
Tampa Bay at Detroit 1:00

**MONDAY, NOVEMBER 13**  
Oakland at Cincinnati 9:00

**SUNDAY, NOVEMBER 19**  
Atlanta at Chicago 1:00  
Buffalo at Tampa Bay 1:00  
Cincinnati at Pittsburgh 4:00  
Cleveland at Baltimore 2:00  
Detroit at Oakland 1:00  
Green Bay at Denver 2:00  
Los Angeles at San Francisco 1:00  
New England at New York Jets 1:00  
New Orleans at Dallas 1:00  
Philadelphia at N.Y. Giants 1:00  
St. Louis at Washington 1:00

San Diego at Minnesota 1:00  
Seattle at Kansas City 1:00

**MONDAY, NOVEMBER 20**  
Miami at Houston 8:00

**THURSDAY, NOVEMBER 23**  
(Thanksgiving Day)

Denver at Detroit 12:30  
Washington at Dallas 2:30

**SUNDAY, NOVEMBER 26**  
Cincinnati at Houston 1:00  
Los Angeles at Cleveland 1:00  
Minnesota at Green Bay 1:00  
New England at Baltimore 4:00  
New York Giants at Buffalo 1:00  
New York Jets at Miami 1:00  
New Orleans at Atlanta 1:00  
Philadelphia at St. Louis 1:00  
San Diego at Kansas City 1:00  
Seattle at Oakland 1:00  
Tampa Bay at Chicago 1:00

**MONDAY, NOVEMBER 27**  
Pittsburgh at San Francisco 6:00

**SUNDAY, DECEMBER 3**  
Atlanta at Cincinnati 1:00  
Baltimore at New York Jets 1:00  
Buffalo at Kansas City 1:00  
Cleveland at Seattle 1:00  
Denver at Oakland 6:00  
Detroit at St. Louis 1:00  
Green Bay at Tampa Bay 1:00  
Los Angeles at N.Y. Giants 1:00  
Miami at Washington 1:00  
New England at Dallas 3:00  
Philadelphia at Minnesota 1:00  
Pittsburgh at Houston 1:00  
San Francisco at New Orleans 1:00

**MONDAY, DECEMBER 4**  
Chicago at San Diego 6:00

**SATURDAY, DECEMBER 9**  
Baltimore at Pittsburgh 1:00  
Minnesota at Detroit 4:00

**SUNDAY, DECEMBER 10**  
Buffalo at New England 1:00  
Dallas at Philadelphia 1:00  
Green Bay at Chicago 1:00  
Houston at New Orleans 1:00  
Kansas City at Denver 2:00  
New York Jets at Cleveland 1:00  
Oakland at Miami 4:00  
St. Louis at New York Giants 1:00  
Seattle at San Diego 1:00  
Tampa Bay at San Francisco 1:00  
Washington at Atlanta 1:00

**MONDAY, DECEMBER 11**  
Cincinnati at Los Angeles 6:00

**SATURDAY, DECEMBER 16**  
Chicago at Washington 1:00  
Pittsburgh at Denver 2:00

**SUNDAY, DECEMBER 17**  
Atlanta at St. Louis 1:00  
Buffalo at Baltimore 2:00  
Cleveland at Cincinnati 1:00  
Dallas at New York Jets 1:00  
Green Bay at Los Angeles 1:00  
Kansas City at Seattle 1:00  
Minnesota at Oakland 1:00  
New Orleans at Tampa Bay 1:00  
N.Y. Giants at Philadelphia 1:00  
San Diego at Houston 3:00  
San Francisco at Detroit 1:00

**MONDAY, DECEMBER 18**  
New England at Miami 9:00

**POSTSEASON**  
Sun., Dec. 24 — Wild-Card Playoffs  
Sat., Dec. 30 — Divisional Playoffs  
Sun., Dec. 31 — Divisional Playoffs  
Sun., Jan. 7 — AFC Championship  
NFC Championship  
Sun., Jan. 21 — Super Bowl XIII at Miami, Orange Bowl