

**14502**

**1979 MIAMI  
DOLPHIN MEDIA  
GUIDE**


Miami Dolphin Fans:

**BREAK LOOSE WITH THE  
SPORTY AND PERSONAL  
LUXURY CAR . . .  
CHRYSLER CORDOBA!**

*See the official cars of the  
Miami Dolphins at your participating  
South Florida Chrysler-Plymouth Dealers.*


**BE A DOLFAN!**

Bob Cullio C-P Fort Lauderdale	Adolph Lopez C-P Homestead	Key West C-P Key West
Marshall C-P Hollywood	Bob Ellis C-P North Miami	Northside Motors, Inc. Miami
Sunshine C-P Miami	Harbor C-P Pompano Beach	Kendall C-P Miami
Max Groso C-P Miami	Taylor C-P Delray Beach	Plantation C-P Plantation



Media Guide

Buy or Lease a Chrysler Cordoba.



## MIAMI DOLPHINS 1979 SCHEDULE

### PRESEASON

Aug. 3	NEW ORLEANS SAINTS	8 p.m.
Aug. 11	at Tampa Bay Buccaneers	7 p.m.
Aug. 18	at Minnesota Vikings	8 p.m.
Aug. 24	PHILADELPHIA EAGLES	8 p.m.

### REGULAR SEASON

Sept. 2	at Buffalo Bills	1 p.m.
Sept. 9	SEATTLE SEAHAWKS	4 p.m.
Sept. 16	at Minnesota Vikings	1 p.m.
Sept. 23	CHICAGO BEARS	4 p.m.
Sept. 30	at New York Jets	1 p.m.
Oct. 8	at Oakland Raiders	6 p.m.
Oct. 14	BUFFALO BILLS	1 p.m.
Oct. 21	at New England Patriots	1 p.m.
Oct. 28	GREEN BAY PACKERS	4 p.m.
Nov. 5	HOUSTON OILERS	9 p.m.
Nov. 11	BALTIMORE COLTS	1 p.m.
Nov. 18	at Cleveland Browns	1 p.m.
Nov. 25	at Baltimore Colts	4 p.m.
Nov. 29	NEW ENGLAND PATRIOTS	8:30 p.m.
Dec. 9	at Detroit Lions	1 p.m.
Dec. 15	NEW YORK JETS	12:30 p.m.

*Home Games Capitalized  
All Times Local*

#### TICKET INFORMATION

Season tickets (\$100 and \$80) and individual game tickets (\$10 and \$8) are available at the Dolphin Ticket Office, Gate 14 of the Orange Bowl. Discounts for groups of 25 persons can be obtained in certain locations (\$84 for full season and \$8 for all games except Houston and New England). Telephones are 358-2444 in Dade County and 522-4271 in Broward County.



## MIAMI DOLPHINS

1979 Media Guide

**ON THE COVER:** Running back Delvin Williams eyes a running lane while he waits for the blocking to develop. Williams became the first running back selected for the Pro Bowl in both the NFC and AFC when he dashed for 1,258 yards in 1978 — a Dolphin record. He had five 100-yard games and ranked fourth in the NFL in rushing.

### TABLE OF CONTENTS

All-Pro Dolphins .....	128	Results	
Assistant Coaches .....	9-14	Year-by-Year .....	112-115
Attendance .....	120	Opponent Series .....	116-117
Awards Banquet .....	130	Preseason .....	118-119
Depth Charts .....	22	Won-Loss Chart .....	115
Directory .....	2	Postseason .....	121-127
Draft Choices .....	91-93	Robbie Profile .....	3-4
Historical Highlights .....	81-88	Rookie Profiles .....	71-75
Origin of Dolphins .....	80	Rosters	
Playoffs 1970-78 .....	121-127	All-Time .....	89-90
Player Profiles .....	28-70	'79 Rookies .....	78-79
Pro Bowl .....	129	'79 Veterans .....	76-77
Prospects for '79 .....	23-27	Schedule, NFL .....	152
Radio Network .....	151	Season Tickets .....	120
Records		Shula Profile .....	5-7
Individual .....	136-143	Standings, '78 NFL .....	110
Team .....	144-146	Statistics for 1978 .....	
Consecutive .....	147	Charts .....	107-109
Opponent .....	148-150	Individual .....	105-106
Yearly Leaders .....	132-133	Team .....	104
100-Yard Games .....	134-135	Summary of 1978 .....	95-103
Best of 1970s .....	20-21	Trades .....	93-94
Tickets .....	119		

*The Miami Dolphins Media Guide is written and edited by Bob Kearney, Director of Public Relations.*

**Tickets Are Available  
For All Games  
Gate 14, Orange Bowl  
(305) 358-2444**

# MIAMI DOLPHINS

330 Biscayne Boulevard  
Miami, Fla. 33132

## TRAINING CAMP

16400-D NW 32nd Avenue  
Miami, Fla. 33054  
Publicity: (305) 621-2766



## MIAMI DOLPHINS CLUB DIRECTORY

Managed by South Florida Sports Corp.

### Downtown Office — (305) 379-1851

President .....	Joseph Robbie
Vice-President .....	Elizabeth L. Robbie
Exec. VP & Gen. Mgr .....	J. Michael Robbie
Corporate Secretary .....	Audrey J. Nessheim
Corporate Treasurer .....	Timothy J. Robbie
Consultant .....	Frank J. Callahan
Public Relations Director .....	Robert T. Kearney
Publicity Director .....	Charles M. Callahan
Marketing Director .....	William T. Jorgensen
Ticket Director .....	Ross R. Paul
Publications Co-ordinator .....	Clarice Weskel
Controller .....	Howard F. Rieman
Secretary to President .....	Mariam E. Kircher
Sec'y to VP & Gen. Mgr .....	Carol Bryson
Executive Secretary .....	Agnes (Pat) Bell
Public Relations Secretary .....	Jacquelyn Doyle
Secretary .....	Lynn Radigan
Receptionist .....	Leila Mobley
Ticket Aides .....	Jeannette Harrington, Richard Korch, Ruby Mullinex
Bookkeeper .....	Doris L. Young
Asst. Bookkeeper .....	Trudy Parkinson

### Training Camp — (305) 625-6491

Vice-President, Head Coach .....	Donald F. Shula
Asst. Head Coach, Defense .....	Bill Arnsparger
Receivers, Passing Game .....	Dan Henning
Defensive Backs, Punter .....	Tom Keane
Offensive Line, Running Game .....	John Sandusky
Defensive Line, Run Defense .....	Mike Scarry
Offensive Backs, Special Teams .....	Carl Taseff
Director of Player Personnel .....	Charles T. Connor
Director of Pro Personnel .....	William C. Davis
Asst. Dir. of Player Personnel .....	Steven K. Crosby
College Area Scout .....	Milt Davis
College Area Scout .....	Elbert Dubenion
Trainer .....	Robert Lundy
Assistant Trainer .....	Junior Wade
Equipment Manager .....	Dan Dowe
Film Manager .....	Al King
Secretary to Head Coach .....	Lynn Brandom
Secretary .....	Ann Rodriguez
Equipment Aide .....	Bill Daley
Team Physician .....	Dr. Herbert W. Virgin, Jr.
Asst. Team Physician .....	Dr. Charles E. Virgin
Cardiologist .....	Dr. Edward St. Mary

## JOSEPH ROBBIE

Managing  
General  
Partner



Some 50 years ago, an earnest youngster of 14 borrowed some poetry for the sports page of a Midwestern weekly. The verse was titled "The Difference."

It's easy to run at the start of the race  
With a free and swinging tread;  
To keep in the going and to follow the pace  
When the whole track lies ahead.  
But the time when the finish line heaves in sight,  
When the veins and muscles swell,  
And the eyes are glazed and the lungs feel tight  
Is the time that class will tell."

The little poem in the "People's Press" of Sisseton, S.D., hit squarely on the 14-year-old sports editor's credo of perseverance and his fervor for competition.

It revealed the essence of Joseph Robbie.

Robbie, vigorously superintending the most successful National Football League franchise of the 1970s, still at 63 relishes the challenge as much as the achievement.

As president and managing general partner, he has built the Miami Dolphins from underdogs to champions. He has weathered the financial chaos of a struggling 1966 expansion team and transformed it into a million dollars of philanthropy.

"I think that there's often more satisfaction in the struggle than in the accomplishment," he maintains.

Robbie was a Horatio Alger character in Stephen A. Douglas' clothing. He used his lawyer's gift for oratory and debate to promote pro football in a city of loud skeptics. And he utilized the administrative skills he had honed in Minneapolis municipal government to assemble outstanding personnel.

His genius was manifested when he gave Don Shula the head coaching responsibility Feb. 18, 1970. Of the more than 100 coaching changes in the NFL since 1970, Robbie's enlistment of Shula is unsurpassed.

Now at the end of a prosperous decade, his Dolphins have the best winning percentage (.732) in the NFL and two Super Bowl championships. Those one-time misfits, sustained by Robbie's pluck and tenacity, had ushered themselves into the Super Bowl three consecutive times. The Dolphins' unprecedented 17-0 perfect record in 1972 and their two-year

mark of 26-2 with Super Bowl triumphs over Washington and Minnesota are monuments in NFL history.

Robbie, a former South Dakota legislator and Minneapolis lawyer, had to overcome a virtual embargo on pro football in Miami imposed by the Orange Bowl Committee and the University of Miami as well as adverse sentiment among American Football League owners who preferred Atlanta for 1966 expansion.

"The Miami Dolphins broke the old bugaboo by proving that South Florida is a big-league community," Miami Herald columnist Charles Whited wrote. "It took a born craps shooter such as Joe Robbie, of course, to risk everything on the high stakes. When the Dolphins started, even the best banking brains in Miami refused to share Joe Robbie's brash confidence. But he paved the way; the two world football championships galvanized this town like nothing before or since; and we yearn for a return to those halcyon days."

In 1965, a client Robbie met on a Florida vacation was interested in an AFL expansion franchise for Philadelphia. Robbie inquired of AFL Commissioner Joe Foss, a classmate of Robbie's at the University of South Dakota and colleague in the state legislature.

"He (Foss) told me the stadium was in litigation in Philadelphia," Robbie recalls. "He said there would be a good chance of getting a team for Miami but not for Philadelphia."

"I told my client, and he wasn't interested in Miami. So I decided to apply for the franchise there. The rest is history."

Robbie contacted entertainer Danny Thomas, whom he had known since 1959 while serving on the Board of Directors of St. Jude's Hospital in Memphis. That Lebanese coalition then filed a formal application and was awarded an AFL franchise for \$7.5 million.

In the first two years of the franchise, the Dolphins averaged only 25,551 and 27,120 tickets sold and struggled with 29,963 and 32,335 averages the following two years. On the field, the Dolphins managed a 15-39-2 record; off the field, one of the partners secretly negotiated a move to Seattle until Robbie recruited five Miami investors in 1969 and strengthened the team's roots in the community.

"If we hadn't been persistent and hadn't been patient; if we hadn't looked down the tunnel and hadn't seen the light, this franchise might have moved," Robbie said. "I didn't intend to move and I didn't appreciate constantly having to deny we weren't here to stay."

Robbie, who fathered 11 children, was personally responsible for the club's debts and obligations and had "no oil wells or hotel chains or inherited money with which to support professional football in Miami," he said. So he adroitly wielded his power to use the franchise as collateral.

In one of his visits to the LaSalle National Bank in Chicago, Robbie was looking for more shoestrings to tie together the Dolphin budget. The bank's senior vice president, Philip L. Butler, asked Robbie what Joe would do "if you were sitting on my side of the desk?" Robbie answered, "I would run me right out of this office. It wouldn't be worth the aggravation."

Butler loaned him the money.

Robbie was obsessed with the goal of a championship team, as the Pulitzer Prize-winning author James A. Michener described it in "Sports In America." Michener wrote:

"The majority of owners I have met are like Joe Robbie of Miami, real devotees, men and women to whom the building of

*(Continued on page 18)*



## DONALD F. SHULA Head Coach

*"He didn't condemn me or look at me as a quitter."*

— Norris Thomas,  
leaving camp as 1976 rookie

*"It was just like it was my first go-round again. He was open and honest with me all the way. He dealt with me equally. That's Coach Shula."*

— Norris Thomas,  
asking for second chance in 1977

His formula for winning can be traced to the special chemistry between coach and athlete. Among its components are abiding respect and mutual dedication to excellence.

Don Shula succeeds not only because he possesses this competitive zeal but also because his players inherit it. Shula conquers adversity not only because he improvises so skillfully but also because his players absorb the teaching and preparations.

"Certain people almost have an aura," veteran defensive back Tim Foley says. "You can feel intensity from them, and Shula has got total commitment to his goals and objectives. The thing that makes him successful is the ability to transfer that commitment to his players."

Shula has become to coaching what his unbeaten 1972 Dolphins are to team achievement: the standard of excellence by which all others are measured. His 16-year record of 175-63-5 breaks down into 12 seasons in which Shula's team has won at least 10 games.

His "ultimate" accomplishment was the NFL's first unbeaten, untied record of 17-0 in 1972 — in only the third season of Shula's transformation of a 3-10-1 team. His dazzling two-year record of 32-2 including Super Bowl victories in 1972 and 1973 probably will never be equalled.

Shula drills for perfection in every practice session, and his method eliminates errors. The Dolphins have been the least-penalized team in the NFL for three consecutive years (1976-78).

Five times his teams have built unbeaten streaks of 10 or more games, and his Dolphins are almost invincible at the Orange Bowl with a 58-11 record (84 per cent) in his nine seasons. That included a 31-game winning streak from 1971 to 1974.

Shula, 49, has fashioned a record of 102-37-1 with the Dolphins (94-33-1 in regular-season play) for the best winning percentage in pro football in the 1970s. His 73.2 per cent winning in Miami parallels his 72.8 per cent mark in Baltimore when he guided the Colts to a 73-26-4 record (71-23-4 in regular-season play) for seven years from 1963 to 1969.

He had been the youngest head coach, 33, in NFL history when the Colts picked him in 1963 after three years as defen-

sive coordinator of the Detroit Lions. Baltimore fans in 1977 voted Shula the coach of the Colts' Silver Anniversary team.

In the old NFL, Shula's Colts reached the title game in 1964 and 1968 after 12-2 and 13-1 campaigns, and his '67 Colts posted an 11-1-2 record. Those three powerhouse teams averaged almost 30 points per game.

Shula's resourcefulness was magnified in 1965 when injuries sidelined Colt quarterbacks John Unitas and Gary Cuozzo, so that halfback Tom Matte wore the "playbook" on his wristband and quarterbacked a 20-17 upset at Los Angeles.

The same preparedness has become a Shula trademark in Miami. In those games since 1970 in which the backup quarterback has played a decisive role, the Dolphins have a 20-4 record.

Shula instilled discipline at the Biscayne College training camp in 1970. He arranged a rigorous schedule of four-a-day workouts, and he sought precision in every move.

The Dolphins sprang to a 4-1 start in 1970 including first-ever victories over Oakland and the New York Jets. Then after enduring a shaky midseason (Shula resolutely kept his faith in quarterback Bob Griese), the Dolphins mounted a six-game winning streak for a 10-4 record and a wild-card playoff berth.

Shula had laid the foundation of a perennial contender, and in 1971, the Dolphins won their first of four consecutive AFC East championships with a 10-3-1 mark. On Christmas Day in Kansas City, pro football's longest game (82 minutes, 40 seconds) ended with Garo Yepremian's winning 37-yard field goal in the second overtime. A week later, the Dolphins stymied the Unitas-led Colts, 21-0, on the same Poly-Turf where Baltimore had won Super Bowl V the previous January.

Dethroning the Colts had launched the Dolphins on a spree of three AFC championships — a feat unmatched in either conference since the 1970 merger. But a disappointing 24-3 loss to the Dallas Cowboys in Super Bowl VI filled Shula and his players with greater purpose, and in 1972, the Dolphins would attract headlines as the "Greatest Team Ever."

Shula had claimed 38-year-old Earl Morrall from the waiver list in April, remembering Morrall's leadership of the 1968 Colts. When Griese suffered a broken ankle in the fifth game Oct. 15, Morrall took control for 11 victories. The Dolphins rewrote the NFL rushing record (2,960 yards), and with a regular-season record of 105-30-5, Shula became the first NFL coach to win 100 games in his first decade.

Surprisingly, the unbeaten '72 Dolphins were three-point underdogs to the Washington Redskins in Super Bowl VII. Shula elected to go with a healthy Griese, and the Dolphins dominated the Redskins, 14-7, for the coach's first NFL crown.

If anything could approach it, the '73 Dolphins were magnificent in repeating as champions. The Dolphins set modern NFL records of allowing only 1,290 yards passing and five touchdown passes, and they overwhelmed three playoff opponents, 85-33, including a 24-7 rout of the Minnesota Vikings in Super Bowl VIII at Houston.

"I'm just a guy who rolls up his sleeves and goes to work," Shula says. "I don't have peace of mind until I know I've given the game everything I can because the whole idea is to somehow get a winning edge. Sometimes it takes just a little extra something to get that edge. But you have to get it."

He was born Donald Francis on January 4, 1930 and was raised in Painesville, Ohio. Shula was a running back at John Carroll University in Cleveland, and in 1950, he gained 125 yards when the Blue Streaks upset Syracuse, 21-15.



Shula and Larry Csonka are reunited in 1979.

He was the lone rookie on Coach Paul Brown's defending NFL champion Cleveland Browns in 1951 until Shula's college teammate Carl Taseff joined the club at midseason. Shula intercepted four passes as a rookie. He was involved in a 14-player trade with Baltimore in 1953, and he played four seasons with the Colts (1953-56) and one season in Washington (1957) as a cornerback. He had 21 career interceptions for 267 yards.

Shula entered the coaching ranks with an assistant's job at Virginia (1958) and Kentucky (1959), and he joined the NFL's Detroit Lions in 1960 under George Wilson — the man he later replaced in Miami. The Lions posted records of 7-5, 8-5-1 and 11-3 with Shula as defensive coordinator.

For all the energies he channels toward football, Shula remains a devoted family man. He and the former Dorothy Bartish (married July 19, 1958) have five children — two boys and three girls — David 20, Donna 18, Sharon 17, Annie 15 and Michael 14.

David Shula, the 1977 salutatorian at Hollywood Chaminade High, broke all pass receiving records as a sophomore at Dartmouth College in 1978. He had 49 receptions for 646 yards, a 13.4-yard average, and he caught eight passes for 191 yards in a victory over Princeton which clinched the Ivy League title.

Don Shula takes an active role in NFL leadership, serving the past five years on the select four-man NFL Competition Committee, thus helping to introduce rules changes and evaluate all aspects of the game.

In 1977 he was presented the Silver Medallion Brotherhood Award by the Florida Region, National Conference of Christians and Jews. Barry College honored him with the Light of Flames Leadership Award in 1977. He holds an honorary doctorate in humanities from John Carroll University in 1973 and an honorary degree from Biscayne College.

He is a member of the National Sports Committee for both the Multiple Sclerosis Society and the Muscular Dystrophy Association.

### 100-GAME NFL WINNERS

Yrs.	Coach	Regular Season	Win Avg.	Play-offs	All Games	Win Avg.
40	George Halas	320 148 3	8.0	6-3	326 151 31	8.1
33	Curly Lambeau	231 133 23	7.0	3-2	234 135 25	7.1
19	Tom Landry	161 99 6	8.5	15-10	176 109 6	9.3
16	<b>Don Shula</b>	165 56 5	10.3	10-7	175 63 5	10.9
21	x-Paul Brown	166 100 6	7.9	4-8	170 108 6	8.1
23	Steve Owen	151 100 17	6.6	3-8	154 108 17	6.7
17	Hank Stram	131 97 10	7.7	5-3	136 100 10	8.0
20	Weeb Ewbank	130 129 7	6.5	4-1	134 130 7	6.7
12	Bud Grant	115 50 5	9.6	9-10	124 60 5	10.3
18	Sid Gillman	122 99 7	6.8	1-5	123 104 7	6.8
12	George Allen	116 47 5	9.7	2-7	118 54 5	9.9
10	John Madden	103 32 7	10.3	9-7	112 39 7	11.2
15	Buddy Parker	104 75 9	6.9	3-2	107 77 9	7.1
10	Vince Lombardi	96 34 6	9.6	9-1	105 35 6	10.5
10	Chuck Noll	88 53 1	8.8	11-4	99 57 1	9.9

x-does not include 47-4-3 record in AAFC, 1946-49

### SHULA'S 16-YEAR RECORD

Year	Team	W	L	T	Pct.	Finish
1963	Baltimore	8	6	0	.571	3rd, NFL West Conf.
1964	*Baltimore	12	2	0	.857	1st, NFL West Conf.
1965	Baltimore	10	3	1	.769	T-1st, NFL West Conf.
1966	Baltimore	9	5	0	.643	2nd, NFL West Conf.
1967	Baltimore	11	1	2	.917	T-1st, NFL Coastal
1968	*Baltimore	13	1	0	.929	1st, NFL Coastal
1969	Baltimore	8	5	1	.615	2nd, NFL Coastal
1970	Miami	10	4	0	.714	2nd, AFC East
1971	*Miami	10	3	1	.769	1st, AFC East
1972	**Miami	14	0	0	1.000	1st, AFC East
1973	**Miami	12	2	0	.857	1st, AFC East
1974	Miami	11	3	0	.786	1st, AFC East
1975	Miami	10	4	0	.714	T-1st, AFC East
1976	Miami	6	8	0	.429	3rd, AFC East
1977	Miami	10	4	0	.714	T-1st, AFC East
1978	Miami	11	5	0	.688	T-1st, AFC East
<b>16-YEAR TOTAL</b>		<b>165</b>	<b>56</b>	<b>5</b>	<b>.741</b>	
<b>BALTIMORE TOTAL</b>		<b>71</b>	<b>23</b>	<b>4</b>	<b>.745</b>	
<b>MIAMI TOTAL</b>		<b>94</b>	<b>33</b>	<b>1</b>	<b>.738</b>	

\*NFL runnerup \*\*NFL champions

### PRESEASON RECORD

Baltimore	W	L	T	Miami	W	L	T
1963	4	1	0	1970	4	2	0
1964	3	1	1	1971	2	3	1
1965	5	0	0	1972	3	3	0
1966	5	0	0	1973	3	2	1
1967	4	1	0	1974	4	2	0
1968	5	1	0	1975	5	1	0
1969	6	0	0	1976	6	0	0
TOTAL	32	4	1	1977	4	2	0
				1978	4	1	0
<b>ALL GAMES</b>	<b>67</b>	<b>20</b>	<b>3</b>	<b>TOTAL</b>	<b>35</b>	<b>16</b>	<b>2</b>

### POSTSEASON RECORD

	Baltimore W-L	Miami W-L	Total W-L
Super Bowls	0-1	2-1	2-2
Conference Title	1-1	3-0	4-1
Division Playoff	1-1	3-3	4-4
<b>TOTALS</b>	<b>2-3</b>	<b>8-4</b>	<b>10-7</b>

### SHULA'S UNBEATEN STREAKS

Games	Year	Team and Record at End of Streak
18	1972-73	Miami to 17-0 and 1-0
13	1967	Baltimore to 11-0-2 ties on 5th and 6th games
11	1964	Baltimore to 11-1
10	1968	Baltimore to 15-1
10	1973	Miami to 11-1
9	1965	Baltimore to 9-1-1 tie on 9th game
8	1971	Miami to 9-1-1
7	1975	Miami to 7-1



**BILL ARNSPARGER**  
Asst. Head Coach, Defense  
16th Season, 8th with Dolphins  
Born Dec. 16, 1926

Bill Arnsparger enhanced his reputation as a defensive genius in 1978 when he shaped a youthful defense into an NFL leader in shutouts (3) and takeaways (53). The Dolphins yielded only nine points in the last three games.

It was a fitting encore for Arnsparger, who employed five rookies as starters in 1977 and finished as one of only five NFL teams to permit fewer than 200 points. Seven times in the last 30 games the Dolphin defense hasn't allowed a touchdown.

Arnsparger, 52, nicknamed "One More Reel" for his devotion to film study, was awarded the Dolphin game ball in Super Bowl VIII. The '73 Dolphins yielded only 150 points and set modern NFL records of allowing just 1,290 passing yards and five TD passes; they sacked quarterbacks 45 times, linked 13 consecutive scoreless quarters and shut out Baltimore for the third and fourth straight times.

Arnsparger's association with Coach Don Shula stretches back to 1959 as assistants at Kentucky, then 1964-69 at Baltimore and 1970-73 at Miami. Three times in those 10 pro seasons, Arnsparger's defense led the NFL in scoring defense.

He was named head coach of the New York Giants in 1974, and his teams posted a 7-28 record including 5-9 in 1975. Arnsparger rejoined the Dolphins at midseason 1976.

He had spent 14 years in college coaching — Miami of Ohio, 1950; Ohio State, 1951-53; Kentucky, 1954-61, and Tulane, 1962-63 — before combining talents with Shula.

Arnsparger was a high school lineman at Paris, Ky., under Blanton Collier, who later became head coach (1963-70) of the Cleveland Browns. Arnsparger spent two years as a Marine sergeant before returning to school as an offensive tackle at Miami under Woody Hayes. In 1976 he was named to the Miami University Athletic Hall of Fame.

He and his wife Betty Jane (married 8-24-57) live in Miami Lakes with their son David (8-6-65) and daughter Mary Susan (2-29-68).



**DAN HENNING**  
QB's, Receivers,  
Passing Game  
5th Season, 1st with Dolphins  
Born June 21, 1942

Dan Henning, a 10-year veteran of college and pro coaching, joined the Dolphins in January 1979 to take charge of quarterbacks, receivers and the passing game.

Henning, youngest of the Dolphin coaches at 37, had worked with the New York Jets' receivers the previous three seasons (1976-78) and was one of three Jets' aides retained by Coach Walt Michaels in 1977 when Michaels succeeded Lou Holtz.

Hennings's prize pupil with the Jets, wide receiver Wesley Walker, led the NFL in yards per catch (21.1 and 24.4) in both of his pro seasons.

In addition to his three years with the Jets, Henning coached quarterbacks and receivers for the 1972 Houston Oilers under Bill Peterson. Henning's coaching career began at Florida State (1968-70) as offensive coordinator under Peterson. He made separate moves to Virginia Tech (1971 and 1973) around his year with the Oilers, and he returned to Florida State in 1974. Before joining the Jets in 1976, he served as resident manager of security for John C. Mandel Co. at the World Trade Center in New York in 1975.

Henning's college QBs during six seasons included Gary Huff, Bill Cappleman and Tommy Warren at FSU and Don Strock at Virginia Tech.

Henning was a quarterback at William & Mary College (1960-63) and ranked 14th in the nation in passing as a senior. He was on the 1966 roster of the San Diego Chargers and he played with the Norfolk Neptunes of the Continental League in 1967.

Henning and his wife, Sandra have five children — daughters Mary K. (10-31-61) Patty (11-13-62) and Terry (7-6-68), and sons Danny (6-22-65) and Mike (1-30-73).



**TOM KEANE**  
**Defensive Backs, Punting**

**16th Season, 14th with Dolphins**  
**Born Sept. 7, 1926**

Tom Keane has guided the defensive secondary since the inception of the Dolphins in 1966, and an NFL-leading total of 32 interceptions in 1978 ranks among the outstanding accomplishments.

Keane, the only Dolphin coach to earn All-Pro honors as a player, has blended cornerbacks Norris Thomas and Gerald Small into a steadily improving secondary the past two seasons. Thomas and Small both returned interceptions for touchdowns in 1978.

The bounty of 32 thefts in 1978 pushed the Dolphin total to 300 in Keane's 13 seasons, an average of 23 per year. Only three other NFL assistants have coached with the same club as long as Keane — Jim Myers (1962) and Ernie Stautner (1966) of Dallas and Ollie Spencer (1962) of Oakland.

In Keane's first year, the Dolphins stole 31 passes and ranked second in the American Football League. In 1973 the Super Bowl champions allowed only five touchdown passes.

Keane, a former All-Pro safety for the Baltimore Colts in 1953, holds the Colt record with 11 interceptions that season. He had swiped 10 passes in 1952. He also averaged 42.8 yards punting and he held the ball for Bert Rechichar's 56-yard field goal that stood as an NFL record for 17 years.

He was a freshman quarterback and tailback for unbeaten Ohio State in 1944, and after a 20-month stint as a seaman in the South Pacific, Keane played at West Virginia. He skipped his senior year to be drafted by Los Angeles (1948-51), then was traded to the short-lived Dallas Texans (1952) and went to Baltimore (1953-54) in the franchise move.

Keane played with the Chicago Cardinals (1955) and his career ended with a knee injury suffered while tackling Tank Younger in a 1956 preseason game. He coached with the Cardinals (1957) and the Calgary Stampeders (1960) of the Canadian Football League.

In 1961 he became head coach of the Wheeling Ironmen of the United Football League, and after winning two championships, he moved to Pittsburgh (1965) as an assistant.

He and his wife Mary (married 7-5-52) live in Miami and have two daughters and two sons — Candl (3-21-54), Tom (5-27-56), Tim (2-13-60) and Mary (2-12-67).



**JOHN SANDUSKY**

**Offensive Line,  
Running Game**

**21st Season, 4th with Dolphins**

**Born Dec. 28, 1925**

John Sandusky has the expertise and energy for the task of reshaping the Dolphin offensive line, one of the most esteemed blocking forces in the NFL.

Sandusky certainly will utilize the excellent mileage remaining in a 1978 starting fivesome that averaged 30.6 years. But the schooling of '78 rookie guard Eric Laakso and '79 draftees Jon Giesler and Jeff Toews by Sandusky will be crucial to maintaining a running game which tops the NFL in the 1970s.

Miami's blocking wall escorted Delvin Williams to a team-record 1,258 yards rushing in 1978.

Sandusky has toiled 27 years in the NFL including 20 years of coaching, most for a Miami assistant.

Sandusky, 53, has the unique distinction of having served in four different capacities in the old College All-Star Game in Chicago. He played with the All-Stars (1950) and coached them (offensive line, 1958); he played with the NFL champions (Cleveland, 1951 and 1955) and coached them (Baltimore offensive line, 1969, and defensive line, 1971).

He was offensive line coach under Don Shula for seven years (1963-69) with Baltimore. In fact, Shula tried to bring Sandusky to Miami in 1970 but the Colts' coaching staff was restricted. Sandusky stayed with the Colts to coach the defensive line (1970-72) with a Super Bowl V victory under Don McCafferty.

Sandusky's first NFL assignment had been the Colts' defensive line (1959-62) under Weeb Ewbank, so he spent seven years on defense and 12 years on offense.

When McCafferty was fired after a 1-4 start in 1972, Sandusky was elevated to head coach. He posted a 4-5 record including two losses to the unbeaten Dolphins. Sandusky next spent three years (1973-75) with the Philadelphia Eagles' offensive line.



That was a homecoming for the former All-American tackle from Villanova. He went both ways at tackle for Cleveland (1950-55) when the Browns played in six consecutive NFL championship games, winning three titles, and he spent one year with Green Bay (1956). He began his coaching career as a Villanova assistant (1957-58).

He and his wife Ruth (married 3-31-51) live in Cooper City with three sons and a daughter — John (1-4-52), James (6-21-53), Ruth (10-5-55) and Gerry (9-5-61). They have two granddaughters. A son Joey, a 19-year-old sophomore at Tulsa University, died of complications from pneumonia in September 1978.



## **MIKE SCARRY**

**Defensive Line,  
Run Defense**

**13th Season, 10th with Dolphins**

**Born Feb. 1, 1920**

Mike Scarry, whose coaching career will span five decades come 1980, has maintained a consistently solid Dolphin defensive line throughout the 1970s. He has proven to be a patient and masterful teacher in the development of young linemen A. J. Duhe, Bob Baumhower and Doug Betters.

Scarry, 59, was responsible for the run defense which limited six 1978 opponents to fewer than 100 yards rushing, and the Dolphins accumulated 41 quarterback sacks. The Dolphins lead the NFL with 13 shutouts in the 1970s.

Scarry was elected to the NAIA Hall of Fame in 1964 in recognition of his playing days as a center and linebacker at Waynesburg (Pa.) College. He played in the first game ever televised (Waynesburg vs. Fordham in New York, 1939). After two years in the Army, "Moe" was center for the Cleveland Rams (1944-45) in the old All-American Conference.

He began an 18-year college coaching career at Western Reserve (1948-49) and moved to Santa Clara (1950-52), Loras (1953), Washington State (1954-55) and Cincinnati (1956-62) before becoming head coach at Waynesburg (1963-65). His Yellow Jackets posted a record of 17-8-1 including two West Penn Conference titles, and he recruited and developed the Waynesburg squad which went unbeaten and won the NAIA championship in 1966.

In 1969 he was named to the Waynesburg College Hall of Fame for both football and basketball.

Scarry moved into the pro ranks with the Washington Redskins (1966-68) under Otto Graham and he spent the 1969 season as a scout for San Francisco. Coach Don Shula hired him for the Dolphins' staff in 1970.

He and his wife Elizabeth (married 1-27-43) live in Miami and have eight children, five boys and three girls — Sally Beth, Mike, Patricia, Tom, Maggie, John, Jim and Dennis — and one grandson.



## **CARL TASEFF**

**Offensive Backs,  
Special Teams**

**13th Season, 10th with Dolphins**

**Born Sept. 28, 1928**

Carl Taseff, overseer of the Dolphin offensive backfield since 1970, has tutored nine different running backs who have gained more than 500 yards in a season. That translates into an NFL-leading 21,533 yards rushing in the 1970s, averaging 2,392 yards per season.

Taseff's runners also are reliable receivers, and in 1978, Dolphin offensive backs caught a record 87 passes for 749 yards. In his first season under Taseff, veteran Delvin Williams smashed Dolphin records with 1,258 yards rushing and 1,450 yards of combined rushing and receiving.

Taseff, 51, scouted Dolphin opponents for three years (1970-72) in addition to his coaching duties. Prior to joining Coach Don Shula's staff, he worked for the CEPO scouting combine in 1968 and 1969.

He had played nine years (1953-61) as left cornerback for the Baltimore Colts, and Taseff set Colts records with a 90-yard punt return for a touchdown Oct. 14, 1956 against Green Bay (four returns for 148 yards). He holds an NFL record with a 99-yard return of a Walt Michaels field-goal attempt Dec. 12, 1959 against Los Angeles. Still on the books are his Baltimore career records of 112 punt returns for 826 yards, and he never fumbled a punt.

Taseff starred as a running back at John Carroll University in his native Cleveland and he scored 22 touchdowns in 1950. He and Don Shula played in the same backfield for Coach Herb Eisele, and they were roommates with the Cleveland Browns (1951-52) and Colts (1953-56).

He concluded his pro career in 1962 with Buffalo of the American Football League, and after a year in the insurance field, he became a defensive coach with the AFL Boston Patriots (1964) and the NFL Detroit Lions (1965-66).

He and his wife Lucille (married 11-18-78) live in Pembroke Pines. Taseff has two daughters, Cynthia Sue 23 and Susan 19, by a previous marriage.



## **BILL DAVIS**

**Dir. of Pro Personnel,  
Administrative Assistant**

**4th Season, 1st with Dolphins**

**Born July 21, 1938**

Bill Davis brought 15 years' of successful coaching and administration to his new task of Director of Pro Personnel for the Dolphins in February 1979. His duties as administrative assistant to Coach Don Shula include negotiation of contracts, scouting reports on Dolphin opponents and analysis of NFL players in waiver and trading procedures.

Davis, 41, who succeeded George Young, had spent three NFL seasons (1976-78) assisting Dick Vermeil rebuild the Philadelphia Eagles. He started as linebacker coach in 1976 and was elevated to Vermeil's administrative aide in 1977 while coaching the tight ends and special teams.

His nine-year college coaching background included three seasons (1973-75) as offensive backfield coach at Michigan State and five seasons (1968-72) as head coach at Adrian College in Michigan. Davis' teams had three consecutive co-championships in the Michigan Intercollegiate Athletic Association for the school's first winning season since 1949 and first MIAA title since 1911.

Davis, a Little All-American quarterback in 1960 at Mount Union College in Alliance, Ohio, put together an 18-8-1 record in three years at Austintown-Fitch High in Youngstown, Ohio. He was an assistant coach at Westminster (Pa.) College in 1967 where he earned his master's in education.

He and his wife Joanne (married 6-8-63) have three children — Diane (4-21-64), Billy (11-5-65) and Bret (1-4-68).



## **CHUCK CONNOR**

**Director of Player Personnel**

**2nd Season with Dolphins**

**Born July 7, 1937**

Chuck Connor had an enviable batting average in conducting his first Dolphin draft as Director of Player Personnel in 1978. Ten of the 14 selections had NFL jobs at the end of 1978 and two others were listed on injured reserve.

The Dolphins probably landed at least five future starters in quarterback Guy Benjamin, wide receiver Jimmy Cefalo, cornerback Gerald Small, guard Eric Laakso and defensive end Doug Betters, and only one of the 14 picks wasn't invited to a 1979 NFL camp.

Connor, 42, was hired in February 1978, succeeding Bobby Beathard. He had been the Southeast regional scout for the BLESTO combine, which provides college player evaluations for nine NFL teams including the Dolphins.

Connor had worked three seasons (1975-77) for BLESTO and was promoted to one of their four regional scout positions in 1977.

He was a two-way end at the University of Cincinnati (1955-59) before he began a 15-year coaching career at Montour High near Pittsburgh. Connor was head coach for eight of those 15 years, and his 1967 team was undefeated. He taught at Montour in 1974 while also coaching the defensive secondary at Carnegie-Mellon University.

Connor had done player evaluations from films for the Pittsburgh Steelers while at Montour, and in 1975, he moved his family from McKees Rock, Pa., to Stone Mountain, Ga., near Atlanta to work for BLESTO.

He and his wife Dorothy (married 6-27-59) have four children — Chuck (4-23-60), Mike (1-16-65), Karen (6-20-66) and Scott (7-29-76).



## **STEVE CROSBY**

**Asst. Dir. of Player Personnel and Asst. Coach, Special Teams**

**3rd Season with Dolphins**

**Born July 3, 1950**

Steve Crosby will assume broader duties in his third season with the Dolphins, adding the coaching responsibility for special teams to his offseason college scouting assignment.

Crosby, whose career as a New York Giants running back was shortened by knee and ankle injuries, began scouting for the Dolphins in 1977. He was promoted to Assistant Director of Player Personnel with the arrival of Chuck Connor in 1978.

Crosby, 29, was a 17th-round draft choice when the Giants picked him in 1974. He appeared in 15 games in three injury-plagued seasons (1974-76) under Bill Arnsparger, and as a rookie, he gained 55 yards on 14 carries and quick-kicked once for 60 yards.

He had gained 1,891 yards in two seasons at Fort Hays College in his native Kansas. Crosby played eight-man football in his hometown Pawnee Rock.

He and his wife Ellen (married 6-27-69) and their son Bradley (10-19-70) moved to Miami in 1979 from Golden, Colo.



## **BOB LUNDY**

**Trainer**

**13th Season with Dolphins**

**Born March 28, 1936**

Bob Lundy, the original trainer of the Dolphins, propped up the lame for 12 seasons with his assortment of balms, bandages and braces. Among his 1979 offseason projects was a weight-loss clinic for Larry Csonka during which the hard-working fullback shed 24 pounds down to 240.

Lundy and his capable assistant Junior Wade returned three key players — quarterback Bob Griese and defensive linemen Bob Baumhower and A.J. Duhe — to the lineup in 1979 despite summer knee injuries. In the past four seasons, counting 32 knee operations, most players are successfully rehabilitated with Lundy's guidance.

Lundy, 43, was honored for his treating the wounded when Dolphins presented him with a game ball after clinching a fourth consecutive AFC East championship in 1974. It may be the only time an NFL trainer has been honored that way.

He came to Miami with the formation of the franchise and has worked every season except 1973 when he sold real estate. He graduated from Boston University in 1958 and was the assistant trainer at Indiana University while in graduate school. He became the head trainer at Detroit University (1960-63)

while also serving as assistant trainer of the NFL's Detroit Lions, and in 1964, he became a full-time assistant with the Lions.

He and his wife Alice (married 6-2-62) live in Miami with their three sons Bobby (3-30-63), Billy (6-30-66) and David (1-30-70).



**DAN DOWE**  
**Equipment Manager**  
14th Season with Dolphins  
Born Sept. 16, 1924


Dan Dowe has been fitting uniforms, customizing helmets and lugging trunks of equipment for the Dolphins since the team's inception in 1966. He started as the assistant equipment manager and was promoted to equipment manager in 1969.

His locker-room pranks are legend among Dolphin veterans and a rude awakening among rookies. But it is beloved mischief, and fans and players turned out for a roast of Dowe during the 1978 season with Larry Csonka flying to Fort Lauderdale from New York to pay tribute.

He is the first man to arrive and the last man to leave in stowing the Dolphins' gear.

Dowe, 55, is a native of Brighton, Mass. He served 4½ years aboard the destroyer USS Forest in World War II, and the ship was hit by a kamikaze plane. As a civilian he worked in industrial electronics in Boston and then as a police officer in Bal Harbour, a Miami Beach suburb.

He and his wife Virginia (married 6-8-57) live in Hollywood Hills with their son Darin (9-14-69).



**JUNIOR WADE**  
**Assistant Trainer**  
5th Season with Dolphins  
Born Feb. 2, 1947

Junior Wade provides more than medical treatment in his role as assistant trainer of the Dolphins. He boosts the morale of injured players by going through the same regimen of running and weightlifting involved in rehabilitation, and this relieves the monotony of conditioning work.

Wade, 32, came to the Dolphins in 1975 after coaching Davidson College to its best baseball record (21-15) in history. Wade's team owned a victory over 1975 College World Series runnerup South Carolina.

He had worked in the Dolphins' preseason camps of 1973 and 1974 while he served as assistant trainer at Davidson. He was promoted to head baseball coach in 1975.

Wade was a three-year baseball letterman at South Carolina State. After earning a master's degree in education,

he became trainer and guidance counselor at Fayetteville State in North Carolina.

He and his wife Constance (married 12-30-70) live in Hialeah with their son Aaron (2-25-72).



**MILT DAVIS**  
**College Area Scout**  
2nd Season with Dolphins  
Born May 31, 1929

Milt Davis, an educator as well as a talent scout, has been eyeing college athletes in a 14-state West region since 1967. He scouted for the Baltimore Colts from 1967 to 1976 and in 1977 for Los Angeles. He joined the Dolphins in 1978.

Davis, who has received his doctorate in administrative education from UCLA, is a counselor and biology professor at Los Angeles City College. He earned an M.A. in zoology from UCLA and is an avid bird-watcher.

Davis played four seasons (1957-60) with the Colts and twice tied for the NFL lead in interceptions, including 10 as a rookie. The Colts defeated the New York Giants twice in title games (1958 and 1959) with Davis at right cornerback, and he had 27 career interceptions.

He and his wife Yvonne live in Los Angeles with daughter Allison (2-19-59) and twins Brian and Hilary (5-21-62).



**ELBERT DUBENION**  
**College Area Scout**  
1st Season with Dolphins  
Born Feb. 16, 1935

Elbert Dubenion, an American Football League original with the Buffalo Bills in 1960, joined the Dolphins' scouting staff in June 1979. His basic responsibility will be northern tier of states including the Big Ten and the Big Eight.

Dubenion, nicknamed "Golden Wheels" as a swift flanker in a nine-year career with Buffalo, retired during the 1968 season and devoted the last 10 years to scouting for the Bills.

He possesses Buffalo career receiving records with 296 receptions, 5,304 yards and 35 touchdowns. He also set marks with receptions in 42 consecutive games and TDs in five straight games. In 1964 he grabbed 42 passes for 1,139 yards and 10 touchdowns with quarterback Jack Kemp, and the Bills captured the AFL title.

He was a star halfback at Bluffton College in Ohio, scoring 53 career touchdowns.

He and his wife Marilyn (married 6-8-59) live in Westerville, Ohio, near Columbus, with their four daughters — Debbie (3-1-61), Carol (1-8-63), Susan (10-8-65) and Lisa (2-16-67).

(Continued from page 4)

a respectable team becomes a passion, and they add luster to the sporting scene. . . . In the end, they are willing to make extraordinary sacrifices in order to build a winner, and their loyalty to their team often exceeds that of their players."

Robbie's faith in South Florida was rewarded with fanatical support of the 1970s Dolphins resulting in an NFL-record 74,961 season tickets in 1973 and 22 consecutive sellouts. In the nine years since Robbie brought Shula to the helm, the Dolphins have averaged 67,246 tickets sold over 69 dates at the Orange Bowl (excluding preseason games).

His civic involvement exceeds that of most executives. He works actively on the Board of Trustees for both Jackson Memorial Hospital and the United Way, and he is president of Catholic Charities. He has served on the Board of Governors of the Greater Miami Chamber of Commerce and the Boards of Directors for United Way, Boys Town, Crippled Children's Society and the Heart Association. Robbie also serves on the National Board of Directors of the American Health Foundation and the U.S.O.

He was presented the prestigious Timmie Award from the Touchdown Club of Washington in 1974 for the "extraordinary achievement" by the Dolphins over a four-year period (54-11-1) through three Super Bowl appearances. He was named Pro Football Executive of the Year by the Long Island Athletic Club in 1972, and he was designated Football Man of the Year in 1971 by both the Football News and the Minutemen Club of the Twin Cities. Pop Warner Junior League Football named him Football Father of the Year in 1976 in recognition of his support of charities and educational institutions on a nationwide basis.

He has served on the six-member Executive Committee of the NFL Management Council and he was chairman of the AFL Player Relations Committee.

Robbie has been national fund-raising chairman for the Dakota Dome project, a \$7.2-million arena at South Dakota. His alma mater presented him an honorary Doctor of Laws degree at 1979 commencement exercises, and one week later, Mount Marty College in Yankton, S.D., awarded him an honorary Doctor of Arts and Sciences.

He had exhibited leadership qualities as student body president of both colleges he attended — Northern State Teachers College in Aberdeen, S.D., and the University of South Dakota in Vermillion. He won the National Discussion Debate championship in Chicago in 1940 and earned his law degree from South Dakota in 1946. His education was interrupted by Navy duty during World War II, and he received the Bronze Star for his part in five South Pacific invasions.

He married Elizabeth Ann Lyle on Dec. 28, 1942 at Beresford, S.D. Robbie practiced law in Mitchell, S.D. (1946-51) when he served as Democratic State Chairman, state legislator and 1950 gubernatorial candidate. His family had grown to six children when he moved to Minneapolis in 1951 to become Regional Counsel for the Office of Price Stabilization, and later he served as director of a four-state area, supervising 500 employees. He was a charter member of the Twin Cities Metropolitan Planning Commission, and he drafted the law which created the Minnesota Municipal Commission for which he was chairman from 1959 to 1965.

Robbie was born July 7, 1916 in Sisseton, S.D. He and his wife Elizabeth, owner of the Fort Lauderdale Strikers of the North American Soccer League, live in Miami Shores with their three youngest sons — Brian 19, Danny 18 and Kevin 16.



**J. MICHAEL ROBBIE**  
Exec. Vice President  
and General Manager

J. Michael Robbie, a 31-year-old graduate of the University of South Dakota law school, is entering his first full season as Executive Vice President and General Manager of the Dolphins.

He was named to the post Oct. 11, 1978 by Joseph Robbie, President and Managing General Partner of the Dolphins.

The younger Robbie earned his J.D. and M.B.A. degrees from South Dakota in May 1978. He was admitted to the South Dakota Bar. He was graduated in 1966 from De LaSalle High School in Minneapolis, and he earned his B.S. in mechanical engineering from the University of Notre Dame in 1971.

He worked in the Dolphins' ticket office from September 1971 to July 1975, serving as Ticket Director the last two years.

"Michael is familiar with every aspect of the administration, business and financial operations of the Dolphins," his father said upon making the appointment. "He has represented us at NFL meetings. He made his own decision to return to law school after four years in professional football. He must have felt that legal education is the ultimate preparation for management in professional football where litigation too often turns the spotlight from the field of action."

Michael, the fourth-oldest of 11 Robbie children, was born Jan. 6, 1948 in Mitchell, S.D.

## PRESS INFORMATION

The Press Gate is located between Gates 9 and 10 on the east side of the Orange Bowl, and access to press parking is NW 3rd Street at 15th Avenue. Credentials are left at the Press Gate with an attendant two hours before kickoff. Requests for press parking should be made to Stadium Manager at 579-6971.

Sports/Comm and Amfax Communications personnel are located on Level 4 of the pressbox.

The Dolphins receive daily coverage by eight newspapers and six TV stations in a three-county area plus frequent coverage by more than 20 radio stations and other media outlets in South Florida.

Six men cover the Dolphins on a daily beat — Charlie Nobles, Miami News; Henry Seiden, Miami Herald; Steve Hummer, Fort Lauderdale News; Brian Biggane, Fort Lauderdale Sun-Sentinel; Larry Dorman, Palm Beach Post; and Gary Tuma, Hollywood Sun-Tattler.

South Florida columnists include Edwin Pope and Bob Rubin, Miami Herald; Bernie Lincicome, Fort Lauderdale News; John Crittenden, Miami News; George Cunill, Diario Las Americas; Ed Plaisted, Hollywood Sun-Tattler; Craig Barnes, Fort Lauderdale Sun-Sentinel. Frequent Dolphin writers include Mike Janofsky, Miami Herald; Bill Brubaker, Miami News; Bill Pinella, Palm Beach Times; Dan Sewell, Associated Press; Les Kjos, United Press International; Luis Perez, El Miami Herald; Tom Curtis, Dolphin Digest; Ed Lang, Miami Beach Sun-Reporter; and Randy Schultz, Palm Beach Post.

Miami's TV coverage is the most thorough in the NFL, and the lineup includes Lee Arthur (WTVJ-4), John Arminio (WTVJ-4), Dan Carney (WCIX-6), Chuck Dowdle (WPLG-10), Jim Gallagher (WPEC-12), Buck Kinnaird (WPTV-5), George Mills (WCKT-7), Carl Perlman (WCIX-6), Bernie Rosen (WTVJ-4), Steve Ruskin (Telsport), Tony Segreto (WTVJ-4), Larry Sugarman (WPLG-10), Lee Webb (WCKT-7) and Dave Williamson (WCKT-7).

## MIAMI DOLPHINS NFL'S BEST RECORD SINCE '70 MERGER

Since the 1970 merger of the National and American Football leagues, the Miami Dolphins have compiled the best over-all winning percentage (.732) in the NFL. This record of 102-37-1 includes an 8-4 mark in the playoffs.

	Regular			Playoffs			Over-all			Pct.
	W	L	T	Pct.	W	L	W	L	T	
Miami	94	33	1	.738	8	4	102	37	1	.732
Dallas	94	34	0	.734	14	6	108	40	0	.730
Oakland	91	31	6	.734	8	6	99	37	6	.718
Minnesota	92	34	2	.727	7	8	99	42	2	.699
Pittsburgh	87	40	1	.684	11	4	98	44	1	.689
Los Angeles	89	35	4	.711	4	6	93	41	4	.688

The Dolphins also swept three consecutive American Conference championships (1971-73), and no club in either conference has won three straight titles. Coach Don Shula's team posted a perfect 17-0 record in 1972 on the way to back-to-back Super Bowl crowns in 1972 and 1973.

### PLAYOFFS OF THE 1970s (1970-78) (Times Qualified in Parentheses)

	Won	Lost	Pct.	Super Bowl	NFL Titles
Pittsburgh (7)	11	4	.733	3	3
Dallas (8)	14	6	.700	5	2
Miami (6)	8	4	.667	3	2
Oakland (7)	8	6	.571	1	1
Minnesota (8)	7	8	.467	3	0
Baltimore (5)	4	4	.500	1	1
Los Angeles (6)	4	6	.400	0	0
Denver (2)	2	2	.500	1	0
Washington (5)	2	5	.286	1	0
Houston (1)	2	1	.667	0	0
Atlanta (1)	1	1	.500	0	0
San Francisco (3)	2	3	.400	0	0
Cincinnati (3)	0	3	.000	0	0
New England (2)	0	2	.000	0	0
Cleveland (2)	0	2	.000	0	0
St. Louis (2)	0	2	.000	0	0
Buffalo	0	1	.000	0	0
Chicago	0	1	.000	0	0
Detroit	0	1	.000	0	0
Green Bay	0	1	.000	0	0
Kansas City	0	1	.000	0	0
Philadelphia	0	1	.000	0	0
<b>TOTALS</b>	<b>65</b>	<b>65</b>		<b>18</b>	<b>9</b>

The Dolphins also possess the best interconference record in the NFL, winning 21 of 26 games with NFC opponents. Dallas also is 21-5.

Miami won 31 consecutive games at the Orange Bowl — an NFL home-field record — from Oct. 17, 1971 to Dec. 15, 1974 including four playoff games but excluding preseason games. The Dolphins are 58-11 at home, 42-25-1 on the road and 2-1 at neutral sites (Super Bowls) during the 1970s. In regular-season games only, the Dolphins are 54-10 at home and 40-23-1 on the road in the 1970s.

### DOLPHINS IN THE 1970s

Year	W L T			Pct.	Pts.	Opp.	Playoffs	
	W	L	T				W	L
1970	10	4	0	.714	297	228	0	1
1971	10	3	1	.750	315	174	2	1
x-1972	14	0	0	1.000	385	171	3	0
x-1973	12	2	0	.857	343	150	3	0
1974	11	3	0	.786	327	216	0	1
1975	10	4	0	.714	357	222	0	0
1976	6	8	0	.429	263	264	0	0
1977	10	4	0	.714	313	197	0	0
1978	11	5	0	.687	372	254	0	1
<b>TOTALS</b>	<b>94</b>	<b>33</b>	<b>1</b>	<b>.738</b>	<b>2972</b>	<b>1876</b>	<b>8</b>	<b>4</b>

x-NFL champions

### INTERCONFERENCE RECORDS

	W	L	T	Pct.	1978
American Central	56	49	1	.533	11-5
National East	67	59	2	.531	9-9
American West	58	52	4	.526	11-7
American East	64	63	1	.504	9-9
National Central	53	56	2	.486	7-11
National West	44	63	2	.413	5-11

### INTERCONFERENCE SERIES

Year	AFC			NFC			Tie
	W	L	T	W	L	T	
1970	12	27	1	1975	23	17	0
1971	15	23	2	1976	16	12	0
1972	20	19	1	1977	19	9	0
1973	19	19	2	1978	31	21	0
1974	23	17	0	<b>TOTALS</b>	<b>178</b>	<b>164</b>	<b>6</b>

(NFC won Super Bowl only in 1971 and 1977 seasons)

### AMERICAN CONFERENCE (1970-78)

	Eastern Division				Interconference			
	W	L	T	Pct.	W	L	T	Pct.
Miami	94	33	1	.738	21	5	0	.808
Baltimore	68	59	1	.535	13	13	0	.500
New England	57	71	0	.445	14	12	0	.538
Buffalo	44	82	2	.352	9	14	1	.396
New York Jets	45	83	0	.352	7	19	0	.269

	Central Division				Interconference			
	W	L	T	Pct.	W	L	T	Pct.
Pittsburgh	87	40	1	.684	17	9	0	.654
Cincinnati	70	58	0	.546	17	10	0	.630
Cleveland	63	63	2	.500	13	14	0	.481
Houston	49	77	2	.391	9	16	1	.365

	Western Division				Interconference			
	W	L	T	Pct.	W	L	T	Pct.
Oakland	91	31	6	.734	21	5	1	.796
Denver	65	58	5	.527	13	17	1	.435
Kansas City	53	70	5	.426	10	12	2	.458
San Diego	46	77	5	.371	10	16	0	.385
x-Seattle	16	28	0	.364	4	1	0	.800
Tampa Bay					0	1	0	.000

### NATIONAL CONFERENCE (1970-78)

	Eastern Division				Interconference			
	W	L	T	Pct.	W	L	T	Pct.
Dallas	94	34	0	.734	21	5	0	.808
Washington	81	46	1	.637	13	13	0	.500
St. Louis	64	60	4	.516	10	14	2	.423
Philadelphia	45	79	4	.367	13	13	0	.500
N.Y. Giants	44	83	1	.348	10	14	0	.714

	Central Division				Interconference			
	W	L	T	Pct.	W	L	T	Pct.
Minnesota	92	34	2	.726	17	10	0	.630
Detroit	64	61	3	.512	17	9	1	.648
Green Bay	52	71	5	.418	11	15	1	.426
Chicago	50	77	1	.394	6	21	0	.222
y-Tampa Bay	7	37	0	.159	2	1	0	.667

	Western Division				Interconference			
	W	L	T	Pct.	W	L	T	Pct.
Los Angeles	89	35	4	.711	18	9	0	.667
San Francisco	58	68	2	.461	12	15	0	.444
Atlanta	54	71	3	.434	10	17	0	.370
New Orleans	34	90	4	.281	3	22	2	.148
Seattle					1	0	0	1.000

x — Seattle 2-12 in NFC West in 1976

y — Tampa Bay 0-14 in AFC West in 1976

## PRESEASON DEPTH CHARTS

(Draftees Capitalized, Free Agents Italicized)

### OFFENSIVE UNIT

- WR — Nat Moore, Jimmy Cefalo, JEFF GROTH  
LT — Bob Kuechenberg, JON GIESLER, STEVE LINDQUIST  
LG — Ed Newman, Wally Pesuit, JEFF TOEWS  
C — Jim Langer, Mark Dennard, JEFF TOEWS  
RG — Larry Little, Eric Laakso, *Vic Rivas*  
RT — Mike Current, Eric Laakso, *Cleveland Green*  
TE — Andre Tillman, Bruce Hardy, Loaird McCreary, RONNIE LEE  
WR — Duriel Harris, Bo Rather, Lloyd Henry, *Randy Simmrin*  
QB — Bob Griese, Don Strock, Guy Benjamin, LARRY FORTNER  
RB — Delvin Williams, Gary Davis, TONY NATHAN, *Freddie Williams, David Morgan, Derek Penn*  
FB — Larry Csonka, Leroy Harris, Jim Braxton, STEVE HOWELL

### DEFENSIVE UNIT

- LE — Vern Den Herder, John Alexander, MIKE BLANTON  
NT — Bob Baumhower, Carl Barisich, JEFF WESTON, Phil Jones  
RE — A.J. Duhe, Doug Betters, Bob Simpson, *Tony Galante*  
LLB — Kim Bokamper, MEL LAND, *George Doehla*  
ILB — Steve Towle, Earnest Rhone, Ralph Ortega  
ILB — Rusty Chambers, Bob Matheson, *Joel Williams*  
RLB — Larry Gordon, Earnest Rhone, Sean Clancy  
LCB — Norris Thomas, GLENN BLACKWOOD, JEROME STANTON  
RCB — Gerald Small, Charles Cornelius, *Greg Gordon*  
SS — Tim Foley, DON BESSILLIEU, MIKE KOZLOWSKI  
FS — Charlie Babb, Neal Colzie, *Bill Stahl*

### SPECIALISTS

- P — George Roberts, Don Strock  
K — Garo Yepremian, UWE von SCHAMANN



'79 Prospects — Player Profiles

By **BOB KEARNEY**  
*Public Relations Director*

Ties, ties, ties — the Miami Dolphins seemingly have been involved in ties longer than Garo Yepremian. And now that Garo has left the tie business for a new enterprise called No. 1 Auto Sales, the Dolphins also would like to get into the No. 1 business.

Despite possessing the best record in the AFC East from 1975 to 1978, the Dolphins have missed the division title through the tiebreaker process three times in four years. Baltimore claimed the crown in 1975 and 1977 when the Dolphins matched the Colts' 10-4 records, and New England reigned in 1978 when the Dolphins tied the Patriots with an 11-5 mark.

"Our hope going into the last year of the 1970s is to win our third Super Bowl of the 1970s," Coach Don Shula says. "That is the way our players and coaches are dedicated."

Shula, 49, has fashioned a record of 102-37-1 with the Dolphins (94-33-1 in regular season) for the best winning percentage in pro football in the 1970s. And his 16-year record of 175-63-5 includes 12 seasons in which his team has won at least 10 games.

Now he has the elements for another championship chase: an offense which led the AFC in scoring with 372 points last season, a maturing defense which led the NFL in shutouts (3) and interceptions (32) last season.

Added strength could come with three veteran acquisitions — former All-Pro fullback Larry Csonka, who is eager to reclaim his spot in the Dolphin backfield after a four-year absence, and safety Neal Colzie and linebacker Ralph Ortega, both obtained for third-round draft choices in separate trades.

Analyzing the Dolphins by position:

**QUARTERBACKS** — Sidelined by injury until mid-October and wearing a brace on his left knee, Bob Griese nevertheless orchestrated the Dolphin offense with an NFL-leading 63 per cent passing accuracy. He broke club records with 349 yards passing against Houston and 12-of-13 marksmanship (92.3 per cent) against New England.

Griese ranks No. 1 among active NFL quarterbacks with 92 career victories in games started, and his 172 career touchdown passes put him within striking distance of former greats Joe Namath (173), Charley Conerly (173), Norm Van Brocklin (173) and Otto Graham (174).

Don Strock proved himself an exceptional backup man for Griese by starting seven games and leaving the Dolphins in a title-contending position with a 5-2 record. Strock pegged 10 touchdown passes during Griese's absence, and he later connected on an 11th and 12th TD.

Beginning his apprenticeship, former Stanford All-American quarterback Guy Benjamin convinced Shula he is "definitely a fine prospect for the future." During the 1978 preseason, Benjamin completed 18 of 34 passes for 140 yards and a touchdown, and he sparked a 31-17 triumph over New Orleans.

**RUNNING BACKS** — Speed, power and versatility are in abundance in the Dolphin backfield.

Delvin Williams became the first running back selected for the Pro Bowl in both conferences (NFC 1977, AFC 1979) after a dazzling 1,258-yard performance that earned him Most Valuable Player honors for the Dolphins. He was the first NFL runner to top 1,000 yards in 1978 when he reached that plateau after 11 games, and he finished fourth in the NFL.



Williams' five 100-yard games included totals of 135 and 144 against Buffalo.

With the return of 32-year-old Csonka and '78 starter Leroy Harris at fullback and barreling halfback Gary Davis, the Dolphins have quality depth. Harris hammered out 512 yards in his sophomore season in Miami and Davis contributed 313 yards.

"We like Delvin's versatility," Shula said. "He can go for the bundle, but he also can get the tough stuff. Davis will continue to alternate with Williams to take some of the pressure off him and also will be the back we want in the game in obvious passing situations.

"Griese has always understood and used Csonka to our best advantage, and we'll make 'situation substitutions' to get the best pass receivers in the game," Shula added. "Csonka's

strength always has been his toughness and his ability to get you what you need when you need it."

The Dolphins' third-round draftee, Tony Nathan of Alabama, will wear the old No. 22 of Mercury Morris. Nathan averaged 6.4 yards per carry and motored for 29 TDs at Alabama.

**RECEIVERS** — The Griese-Strock quarterback combination which led AFC passers with an 82.9 rating in 1978 owed much of its success to a richly talented corps of receivers.

Nat Moore, the Dolphins' leader in receptions for the fifth straight year, should possess Miami career records for catches, yardage and touchdowns before the end of September. An All-Pro in 1977, Moore had 10 TDs last season, and his 22 TD catches over the past two years pace the NFL.

While elusive Moore hauled in 48 passes for 645 yards, another bumblebee was stinging rival defenses. Duriel Harris grabbed 45 passes for 654 yards and three TDs including a 63-yard bomb.

Tight end Andre Tillman asserted himself as a receiver with 31 catches for 398 yards and three TDs — an output equal to his first three years combined. "Tillman has his strongest year, both blocking and receiving," Shula said. Loaird McCreary and rookie Bruce Hardy each caught two TD passes while serving backup roles at tight end.

Jimmy Cefalo flashed big-play capability as a 1978 rookie with three TDs among his six receptions, and he led Dolphin punt returners with an 8.3-yard average on 28 runbacks.

**OFFENSIVE LINE** — The most honored offensive line in the NFL, counting 14 Pro Bowl appearances among its members, should keep the Dolphin attack at formidable strength. But youth is being groomed for the inevitable changing of the guard.

When All-Pro tackle Bob Kuechenberg has a 32nd birthday in October, the average age of the five starters could be 31.6 years. That would include guards Larry Little (33) and Ed Newman (28), center Jim Langer (31) and tackle Mike Current (34).

Langer's reflexes were sharp as ever in gaining a sixth consecutive Pro Bowl appointment, and when Shula utilized Newman at left guard for an eight-game stretch, the coach confirmed his belief that Kuechenberg would be tenacious at left tackle. The Dolphins were 6-2 in that stretch and never scored fewer than three TDs; then Newman was sidelined by knee surgery, and some continuity was lost.

On the right side, Little and Current are looking forward to their 13th pro season. Little, who has played in more Dolphin games (150) than anyone in club history, missed the '78 playoff game with a sprained left knee and ankle. A rookie, Eric Laakso, subbed for Little and impressed Shula.

The 1979 draft produced a 6-foot-4½ 255-pound Jon Giesler of Michigan and 6-foot-3 255-pound Jeff Toews of Washington in the first two rounds. Giesler at tackle and Toews at guard could provide depth where veteran Wally Pesuit also will compete.

**DEFENSIVE LINE** — Considering that all starters in Miami's three-man front were recovering from knee operations in 1978, the late emergence of the defense was understandable. "The gratifying thing is that we *DID* establish ourselves defensively," Shula said, "even though it was late. We have the potential to play the kind of defense you need to win everything." The Dolphins accumulated 41 quarterback sacks.

Defensive co-captain Vern Den Herder, whose string of 88 consecutive starts at left end was halted by a knee injury on Thanksgiving Day 1977, bounced back with a team-leading nine quarterback sacks last season. Nose tackle Bob Baumhower, a surgical patient June 8, grew stronger as the season progressed and he collected 144 tackles — a record for a Dolphin lineman. And the 1977 NFL Defensive Rookie-of-the-Year, right end A.J. Duhe, missed five starts after Aug. 2 surgery but persevered to produce eight quarterback sacks.

In Duhe's absence, rookie Doug Betterts was an agile replacement. "We struck it rich to get a guy of Betterts' size and ability in the sixth round," Shula said.

Veteran tackle Carl Barisich and young ends Bob Simpson and John Alexander will challenge for jobs along with ninth-round draftee Jeff Weston of Notre Dame.

**LINEBACKERS** — Size, speed and savvy characterize an outstanding band of linebackers in the Dolphins' 3-4 defensive scheme. Six opponents gained fewer than 100 yards rushing last season, and the defense permitted only nine points in the last three games.

Outside linebacker Larry Gordon made strides toward enormous potential which was forecast for him in 1976 as a first-round draftee. Gordon intercepted three passes against Oakland. On the other side, Kim Bokamper proved his versatility with 124 tackles and eight quarterback sacks.

"With Gordon and Bokamper on the outside, we've got two big, strong guys who are effective against the pass and the run," Shula said, "and on blitzing, they can sack the quarterback."

Inside linebackers Rusty Chambers and Steve Towle stuffed the running lanes, and Chambers had a team-leading 151 tackles. Towle and veteran Bob Matheson coped with injuries which sidelined them briefly, and Earnest Rhone and rookie Sean Clancy supplied good depth.

Ralph Ortega, who toiled four years with the Atlanta Falcons, must recover from May 24 knee surgery to challenge for an inside spot. Third-round draftee Mel Land of Michigan State could contribute either at linebacker or defensive end.

**DEFENSIVE BACKS** — An NFL-leading 32 interceptions testified to the coordination achieved in the Dolphin secondary last season. Twelve of the 32 steals occurred in the last three games, and strong safety Tim Foley bagged a career-high six interceptions.

Cornerbacks Norris Thomas and Gerald Small turned thefts into touchdowns, and the defense solidified in the stretch run when Small was promoted to right cornerback and Babb to free safety. Neal Colzie, former No. 1 draftee of the Oakland Raiders, will bid for a job at safety as well as punt returner.

In addition to rugged veteran Charles Cornelius, the secondary will draw four candidates from the 1979 draft topped by fifth-round pick Don Bessillieu of Georgia Tech.

**KICKERS** — A left-footed rookie punter joined a reliable old left-footed placekicker to give the Dolphins a big boost in 1978.

The punter, George Roberts, a free agent from Virginia Tech, averaged 40.3 yards on 81 punts and ranked fifth in the NFL with a 34.3-yard net punting average.

Garó Yepremian matched the NFL record of 16 consecutive field goals, booted a career-high 82.6 per cent (19 of 23) and moved into 11th place on the all-time list with 908 career points. His next FG try will be for a record 17th in a row.





## JOHN ALEXANDER

Defensive End

76

6-2½, 250  
3rd Year  
Born Nov. 12, 1955

Rutgers  
(D11, 1977)

He has logged special teams' duty in two Dolphin seasons, playing four games in 1977 and eight games in 1978 . . . he missed 1978 final cut but was signed Oct. 3 after defensive end Bob Simpson sustained knee injury . . . a broken bone in left foot caused him to miss most of his rookie season, classified "Physically Unable to Perform" until midseason . . . 11th-round draftee, 291st player in 1977 . . . he was four-year letterman and started 36 straight games at Rutgers, and as senior, he helped Scarlet Knights to unbeaten 11-0 season that included four shutouts . . . All-America honorable mention . . . good quickness as pass rusher . . . pro scouts thought he needed shoulder surgery and couldn't lift weights, but Rutgers Coach Frank Burns informed Dolphins it wasn't true . . . born John Wesley in Hattiesburg, Miss., and raised in Plainfield, N.J. . . . B.A. in history.



## CHARLIE BABB

Safety

49

6-0, 190  
8th Year  
Born Feb. 4, 1950

Memphis State  
(D5, 1972)

A gritty defender and rousing tackler, he catalyzed the Dolphin defense with safety blitzes as starter the last three games of 1978 . . . he forced two interceptions with pressure on quarterback, swiped one himself and caused another with a jarring tackle . . . his diving interception at Dolphin two-yard line preserved 23-16 victory over Dallas on game's final play . . . A 36-yard interception return Oct. 29 against Baltimore was longest of career . . . a barrage of injuries in 1977 limited him to four starts at free safety after starting all 28 games spanning 1975 and 1976 at strong safety . . . South Florida media voted him outstanding defensive back in 1976 when he participated in 109 tackles . . . only game ball was awarded in 1976 after his interception led to only touchdown in 16-0 shutout of New York Jets . . . in 1975, replacing injured Dick Anderson, he intercepted three passes and had 10 tackles against Oakland in first starting assignment . . . best remembered for blocking punt by Cleveland's Don Cockroft and running 5 yards for only pro touchdown in 20-14 playoff victory in 1972 . . . he never missed a game in five seasons (1972-76) although he tore three ligaments in left knee in 1976 finale and required two operations . . . then after rehabilitation, he separated right shoulder in 1977 preseason and was sidelined two months . . . sprained back, a bruised knee which led to hospitalization for phlebitis, and finally a broken collarbone while returning fumble at St. Louis prompted him to say, "They were going to name a wing after me at Mercy Hospital" . . . fifth-round draftee, 129th player in 1972 . . . earned Tommy Fitzgerald Memorial Award as outstanding rookie in training camp . . .

three-year regular at Memphis State with 229 tackles, nine interceptions for 216 yards, 5 fumble recoveries . . . born Charles David in Sikeston, Mo., son of deaf parents. "They learned to lip read so well that Dad can tell from the stands what a player says when he curses an official," Babb says . . . raised on farm in Charleston, Mo., where he set records as quarterback and pole vaulter . . . five-handicap golfer, he was runnerup (1976-77-78) and third (1979) in the Brian Piccolo Cancer Research Fund golf tourney in Chicago . . . he and wife Leslie (married 6-19-71) live in Plantation, Fla., with three children David (7-16-73), Mary (5-5-75), and Jeannette (12-14-77).

### BABB'S STATISTICS

	G	Tack	Asst.	Total	Opp. Fum.	Int.	Yds.
1972	14	14	8	22	—	1	24
1973	14	19	17	36	1	—	—
1974	14	22	7	29	1	—	—
1975	14	55	33	88	1	4	18
1976	14	58	51	109	2	2	20
1977	6	18	6	24	1	1	15
1978	16	33	23	56	2	3	61
<b>TOTALS</b>	<b>92</b>	<b>219</b>	<b>145</b>	<b>364</b>	<b>8</b>	<b>11</b>	<b>138</b>

Playoffs — Returned Block Punt 5 yards for TD 12-24-72 vs. Cleveland.

Additional — Punt Returns: 2-29, long 20, in 1974; 7-95, long 46, 4 fair catches in 1975; 3-38, long 25, one fair catch in 1976; 2-10, long 7, one fair catch in 1977; 9-57, long 14, 2 fair catches in 1978. Totals: 23-229, average 10.0, 8 fair catches, long 46. Kickoff Return: one for no yards in 1974. QB Sacks: ½ in 1976, one in 1977 and 1978.



## CARL BARISICH

Defensive Tackle

78

6-4, 255  
7th Year  
Born July 12, 1951

Princeton  
(Trade, 1977)

A sturdy veteran with savvy in the trenches, he was valuable reserve in 1978 after bouncing back from 1977 knee surgery . . . good quickness and strength as pass-rusher . . . he could have neighborhood feud with Cleveland Browns' center Tom DeLeone Nov. 18 and reunion with Seattle Seahawks Sept. 9 . . . torn ligaments in right knee decked him in 1977 game with Seattle . . . Dolphins traded 11th-round draft pick to Seattle for original Seahawk July 20, 1977 . . . he collected 24 tackles (12 initial hits) and one quarterback sack in 1978 . . . he started six games at tackle for Seattle in its inaugural season, and he had 5½ QB sacks . . . Seahawks picked him in 1976 expansion draft after three-year stint with Cleveland where he was swing tackle behind Jerry Sherk and Walter Johnson . . . he started three games at left end for Browns in 1975 . . . he wore No. 74 with Browns and Seahawks . . . he has played in 75 NFL games including 20 with Dolphins . . . he was hospitalized with phlebitis in September 1977 . . . 11th-round draftee, 281st player in 1973 . . . he earned All-East honors at Princeton and played in final North-South Shrine game in Miami . . . born Carl John in Jersey City, N.J., and starred at Bergen Catholic in Oradell, N.J. . . . he and wife Donna (married 6-15-73) live in Medina, Ohio, with their son Adam (2-28-77) . . . B.S. in civil engineering . . . All-Ivy League in track with school records of 56-1 in shot put and 168-4 in discus . . . he does financial analysis and special projects for optical division of Cole National in Cleveland.



## BOB BAUMHOWER

Defensive Tackle

73

6-5, 258

3rd Year

Born Aug. 4, 1955

Alabama

(D2, 1977)

A powerful lineman with mastodon's legs, he has been a bulwark in the middle of the Dolphin defense for two seasons with record-setting totals of 131 and 144 tackles . . . his ever-improving techniques as a pass-rusher could attract All-Pro notice although double-team blocking complicates his job at nose tackle . . . he squashed Dolphin record for tackles by a down lineman which was 113 by Manny Fernandez . . . he picked up Cincinnati fumble and pounded 13 yards for touchdown Oct. 9, 1978, first TD by Dolphin lineman since 1969 . . . he has 5½ quarterback sacks during his 31 consecutive starts . . . NFL All-Rookie honors from Pro Football Writers and UPI in 1977, and he shared Football Digest's Defensive Rookie of Year award with teammate A. J. Duhe . . . he underwent surgery in June 1978 for damaged cartilage in left knee and had repair of cyst in knee last Jan. 25 . . . he missed almost all of 1978 training camp . . . Coach Don Shula cites "great leg strength unusual for most rangy players" in Baumhower's ability to hold his ground . . . finest game as rookie saw him collect 19 tackles, two QB sacks and a fumble recovery at Cincinnati . . . his fourth-down submarine tackle was critical in 1977 victory over New York Jets and his former Alabama teammate, quarterback Richard Todd . . . second-round draftee, 40th player in 1977 . . . he was All-Southeastern Conference tackle twice and he accumulated 246 stops as a three-year regular including 28 tackles for losses totalling 135 yards . . . he and Todd were on 1975 Alabama team which topped Penn State, 13-6, in Sugar Bowl . . . he impressed Dolphin coaches at Senior Bowl . . . born Robert Glenn in Portsmouth, Va., he played at Palm Beach Gardens High before transferring to Tuscaloosa, Ala., as senior . . . he wears largest shoe among Dolphins, size 15 . . . bachelor opened Bachelors Three restaurant in Fort Lauderdale with Todd and Joe Namath as partners in March 1979 . . . he had lion cub Oscar for a pet for four months until April 1979 when he gave animal to Lion Country Safari in West Palm Beach.

### BAUMHOWER'S STATISTICS

	G	Tack	Asst.	Total	Opp. Fum.	QB Sack
1977	14	75	56	131	3	4
1978	16	96	48	144	2	1½
<b>TOTALS</b>	<b>30</b>	<b>171</b>	<b>104</b>	<b>275</b>	<b>5</b>	<b>5½</b>

Additional — Interceptions: one for no yards 10-15-78 at San Diego. Blocked FG 1977. Touchdown — Returned Fumble 13 yards 10-9-78 vs. Cincinnati.



## GUY BENJAMIN

Quarterback

7

6-3½, 210

2nd Year

Born June 27, 1955

Stanford

(D2, 1978)

He applied himself to the apprentice quarterback's task of mastering the Dolphin offense in 1978, and he displayed

leadership qualities and an accurate throwing arm in brief appearances . . . former All-America quarterback directed a 79-yard touchdown drive Sept. 3 against New York Jets in his first NFL series of plays . . . he completed 5 of 6 passes on march that included a 43-yard to Jimmy Cefalo and a 10-yard TD to Loaird McCreary . . . season totals were 6 completions in 8 attempts for 91 yards, one TD and one interception . . . "He has a lot of polish," Coach Don Shula says. "He has Griese's quiet leadership-type ability" . . . in 1978 preseason he completed 18 of 34 passes for 140 yards, and he hit 8 in succession including TD in 31-17 victory at New Orleans . . . second-round draftee, 51st player in 1978 and third quarterback behind Grambling's Doug Williams and Pittsburgh's Matt Cavanaugh . . . he established Stanford record of 60.6 per cent completions by connecting on 511 of 844 passes . . . as senior, he completed 63.1 per cent of passes and led nation with 2,790 yards . . . accuracy mark was 208 of 330 with 19 TDs, plus 23 of 36 passes for 269 yards and three TDs in 24-14 victory over Louisiana State in Sun Bowl . . . his 48 TDs were only four short of records by Jim Plunkett . . . he passed for 346 yards and three TDs to James Lofton against Washington in 1977 . . . highest-drafted Dolphin quarterback since Don Strock in 1973 after Strock led nation in passing (3,243 yards) for Virginia Tech . . . Academic All-American with A.B. in political science . . . born Guy Emory in Hollywood, Ca., he starred at James Monroe High in Sepulveda, Ca. . . he and wife Kimberley were married April 21, 1979 and live in Miami Lakes.



## DOUG BETTERS

Defensive End

75

6-7, 250

2nd Year

Born June 11, 1956

Nevada/Reno

(D6, 1978)

His exceptional play as a rookie, starting six games at right end for injured A. J. Duhe, marked him for prominent role in Dolphin future . . . a towering figure with great explosion in pass rush, he collected 50 tackles (30 initial hits) and four quarterback sacks . . . likeable redhead was described by one writer as a "Huck Finn with a hyperactive pituitary" . . . tallest defensive lineman in Dolphin history at 6-foot-7 . . . he started first five games and 13th game in Duhe's absence . . . sixth-round draftee, 163rd player in 1978 . . . "We struck it rich to get a guy of Betters' size and ability in the sixth round," says Coach Don Shula . . . he collected 10 QB sacks for Nevada/Reno in 1977, led team with 82 tackles, also recovered four fumbles and caused four others . . . Wolf Pack posted 8-3 record, and Betters had two sacks and forced QB into two interceptions in 28-10 upset of Big Sky champion Boise State . . . he runs 40-yard dash in 4.9 seconds . . . he played three years as defensive tackle at Montana, then followed defensive coordinator John Smith to Reno for senior year . . . born Doug L. on June 11, 1956 in Lincoln, Neb., he starred at Arlington High in Arlington Heights, Ill. . . bachelor lives in Lake Tahoe, Nev., and is skiing enthusiast.



## KIM BOKAMPER

Linebacker

58

6-6, 245

San Jose State

3rd Year

(D1b, 1976)

Born Sept. 25, 1954

A swift and intimidating linebacker, he collared quarterbacks 10 times for losses last season counting two sacks in playoff game . . . no Dolphin linebacker had ever had more than three QB sacks in a season . . . he covers 40 yards in 4.7 seconds, even at 245 pounds . . . he ranked third on club with 124 tackles (79 initial hits) . . . he was playing with cast protecting broken left thumb when he had two QB sacks and blocked a punt for a safety Oct. 29 against Baltimore . . . he forced fumble which tackle Bob Baumhower returned 13 yards for TD against Cincinnati . . . "With his size and speed," Coach Don Shula says, "the sky is the limit for him" . . . Dolphins can show three-man line with four linebackers including Bokamper, or he can shift to an end position to create four-man line and confuse opposing blockers . . . his first career interception was end-zone theft in 42-0 shutout at Baltimore . . . he has blocked three field goals . . . in his first NFL start, he was one of four rookies in defensive lineup for 13-0 shutout at Buffalo . . . he earned NFL All-Rookie honors when he piled up 92 tackles, recovered two fumbles, broke up eight passes and had 2½ QB sacks . . . he has started 31 consecutive games . . . first-round draftee, 19th player in 1976 only two picks after Dolphins tapped linebacker Larry Gordon . . . Bokamper's rookie year was postponed by knee surgery when he tore ligaments and cartilage in left knee while covering kickoff of third preseason game . . . voted outstanding defensive player in East-West Shrine game . . . wore No. 88 as defensive end for San Jose State, which ranked sixth in rushing defense and won Pacific Coast Athletic Association title at 9-2 in 1975 . . . he also played in Senior Bowl . . . born Kim E. in San Diego, and raised in Milpitas, Ca., where he played tight end in high school . . . attended Concordia College in Moorhead, Minn., as freshman, then transferred to San Jose City College and finally San Jose State . . . bachelor lives in Pembroke Lakes, Fla.

### BOKAMPER'S STATISTICS

	G	Tack.	Asst.	Total	Opp. Fum.	QB Sack	Int.	Yds.
1976								
1977	14	52	40	92	2	2½	—	—
1978	16	79	45	124	0	8	1	2
<b>TOTALS</b>	<b>30</b>	<b>131</b>	<b>85</b>	<b>216</b>	<b>2</b>	<b>10½</b>	<b>1</b>	<b>2</b>

Additional — Blocked Punt for safety 10-29-78 vs. Baltimore. Blocked FG in 1977 and 1978.

Playoffs — 2 QB Sacks for 16 yards 12-24-78 vs. Houston and Blocked FG.



## JIM BRAXTON

Fullback

34

6-1, 240

West Virginia

8th Year

(Trade, 1978)

Born May 23, 1949

A powerful runner and devastating blocker, he supplied emergency help to injury-torn Dolphin backfield in 1978 and

now will challenge at fullback . . . only hours before Oct. 10 trading deadline, Braxton went from Buffalo to Washington for an undisclosed 1980 draft pick, then from Washington to Miami along with a third-round pick for running back Benny Malone and a 1980 draft choice . . . four days after joining Dolphins, Braxton plunged twice for touchdowns in 28-21 victory at San Diego . . . he started two games . . . his receiving skills make him one of NFL's finest all-around fullbacks . . . in 1977 he caught 43 passes for 461 yards . . . he gained 2,832 yards rushing and 1,426 yards receiving in equivalent of 5½ seasons with Bills and gained reputation as a "third guard" while blocking for O.J. Simpson . . . his most productive season was 1975 with 823 yards rushing, 26 receptions for 282 yards and 13 touchdowns . . . he had three 100-yard games that year topped by 165 yards on 34 carries against St. Louis . . . he scored three TDs in consecutive games in 1975 . . . his second-best rushing total was 119 yards on 17 carries Nov. 18, 1973 against Dolphins, but he missed 8 games that season with congenital back injury while Simpson gained NFL record 2,003 yards . . . he tore ligaments in right knee on first carry of 1976 season opener against Dolphins and was placed on injured reserve . . . he started 62 times in 78 games with Bills . . . third-round draftee, 57th player in 1971 . . . he earned All-America honors at West Virginia in 1970 and Mountaineers posted records of 10-1 and 8-3 under Coach Bobby Bowden . . . in 1970 Braxton was named state's outstanding amateur athlete . . . he works during offseason with West Virginia Board of Education and Governor's Employment Security, coordinating a vocational education counseling program . . . born James Robert in Vanderbilt, Pa., and attended Connellsville High . . . he and his wife Pam (married 6-6-71) live in Amherst, N.Y., with their sons Brandon (7-28-72) and Justin (5-24-74).

### BRAXTON'S STATISTICS

	RUSHING						RECEIVING			
	G	Att.	Yds.	Avg.	TD	LG	No.	Yds.	TD	LG
1971	13	21	84	4.0	0	14	18	141	0	25
1972	12	116	443	3.9	5	21	24	232	1	25
1973	6	108	494	4.6	4	36	6	101	0	37
1974	12	146	543	3.7	4	21t	18	171	0	15
1975	14	186	823	4.4	9	29	26	282	4	32
1976	1	1	0	0.0	0	0	0	0	0	0
1977	14	113	372	3.3	1	12	43	461	1	27
1978	6	30	73	2.4	0	5	5	38	0	12
<b>BUFFALO</b>										
<b>TOTAL</b>	<b>78</b>	<b>721</b>	<b>2832</b>	<b>3.9</b>	<b>23</b>	<b>36</b>	<b>140</b>	<b>1426</b>	<b>6</b>	<b>37</b>
*1978	10	20	48	2.4	2	15	4	47	0	19
<b>CAREER</b>										
<b>TOTAL</b>	<b>88</b>	<b>741</b>	<b>2880</b>	<b>3.9</b>	<b>25</b>	<b>36</b>	<b>144</b>	<b>1473</b>	<b>6</b>	<b>37</b>

Additional — Passing: 3-1-0, 49 yards, no TD in 1971. Kickoff Returns: 5-90, long 28, in 1971; 1-12 in 1972, 1-0 in 1973 for totals 7-102, avg. 14.6, long 28.



## JIMMY CEFALO

Wide Receiver

81

5-11, 190

Penn State

2nd Year

(D3b, 1978)

Born Oct. 6, 1956

His sure hands and elusiveness gave the Dolphins an exciting third receiver in 1978 and a dependable punt returner . . . biggest play was 40-yard touchdown catch in 16-0 victory at Washington which steered Dolphins toward playoffs . . . he

spun through two tacklers at goal line to complete 27-yard TD pass against Cincinnati . . . he also snagged 11-yard TD pass at Houston with which quarterback Bob Griese set Dolphin record of 349 yards passing in game . . . longest reception was 43 yards in season opener at New York Jets . . . he dodged his way for 232 yards on 28 punt returns, averaging 8.3 yards, with a 26-yard runback at Baltimore . . . 8 fair catches . . . three of his six pass receptions were TDs and he averaged 24.2 yards per catch (6 for 145) . . . his debut in Orange Bowl was marked by TD catches of 18 and 38 yards in preseason victory over St. Louis . . . third-round draftee, 81st player in 1978 . . . as Penn State senior, he had 28 receptions for 507 yards (18.1 average) and five TDs plus 18 punt returns for 247 yards and nation-leading average of 13.7 yards . . . his 67-yard punt return aided 42-30 victory over Arizona State in Fiesta Bowl, and he was named MVP in both Hula Bowl and Japan Bowl . . . he caught 56 passes for 1,058 yards and seven TDs in career . . . one of top five rushers in Pennsylvania high school history, he was MVP in 1975 Cotton Bowl as freshman tailback with 55 yards rushing, 102 yards on three catches and two TDs in 41-20 victory over Baylor . . . he authored book "Do We Love It?" describing his college recruiting experience and Penn State career . . . born James Carmen in Pittston, Pa., he rushed for 4,449 yards in three seasons (1971-73) at Pittston Area High and ran 100 in 9.8 and 220 in 22.2 seconds . . . he worked for ABC-TV affiliate in hometown during offseason.



## RUSTY CHAMBERS

Inside Linebacker

51

6-1, 220

5th Year

Born Nov. 10, 1953

Tulane

(FA, 1976)

He pummeled opposing ballcarriers for a team-leading 151 tackles in 1978 and solidified his place in middle . . . he chugged 49 yards with interception of a tipped pass at Washington for longest interception return ever by a Dolphin linebacker . . . he also recovered two fumbles and returned a blocked field goal 21 yards before fumbling against Cincinnati . . . he replaced injured Bob Matheson as starter in second game . . . only defensive starter from late-season lineup who wasn't drafted by Dolphins . . . he was acquired Oct. 7, 1976 on waivers from New Orleans when Saints had seven linebackers and needed an offensive lineman . . . he excelled on special teams in 1977 until he was given starting call for last three games after Steve Towle suffered shoulder separation . . . Chambers collected 37 tackles including 31 initial hits in those three starts, and he earned game ball with 14 initial hits against Buffalo . . . his No. 51 jersey has been worn by more different players (seven) than any other Dolphin number . . . originally signed as free agent by New Orleans in 1975, then waived Sept. 9 and signed again Sept. 30 to play in 12 games . . . he returned fumble 38 yards for touchdown Oct. 19, 1975 at San Francisco . . . he started 1976 opener for Saints . . . he was voted Most Valuable Player at Tulane in 1974 . . . wears glasses off the field . . . born Russell Francis in Amite, La., and raised in Loranger, La. . . he and his wife Jackie were married Feb. 24, 1979 and live in Loranger.

## CHAMBERS' STATISTICS

	G	Tack.	Asst.	Total	Opp. Fum.	QB Sack
1975 New Orleans	12	7	8	15	1	—
1976 New Orleans	4	10	2	12	—	—
1976 Miami	10	8	5	13	—	—
1977 Miami	14	47	19	66	1	—
1978 Miami	16	85	66	151	2	1½
<b>TOTALS</b>	<b>56</b>	<b>157</b>	<b>100</b>	<b>257</b>	<b>4</b>	<b>1½</b>

Touchdown — Returned Fumble 38 yards 10-19-75 at San Francisco.  
Additional — Kickoff Return 1-15 in 1975. Interception Return 49 yards 12-3-78 at Washington. Returned Blocked FG 21 yards 10-9-78 vs. Cincinnati. Fumbles/Lost: 1/1 in 1978.



## SEAN CLANCY

Linebacker

57

6-3½, 218

2nd Year

Born Oct. 22, 1956

Amherst

(D8, 1978)

A rangy and quick linebacker, he collected 32 tackles with consistently good coverage of kicks and spot duty on defense . . . most extensive action saw him participate in five tackles in 31-24 victory over Buffalo when injuries had sidelined three Dolphin linebackers . . . his impressive 4.8-second speed in the 40 and solid tackling are reasons for bright future . . . eighth-round draftee, 217th player in 1978 . . . he was second Amherst linebacker to join Dolphins, following Doug Swift (1970-75) . . . he blocked three field goals, recovered six fumbles and intercepted a pass in 1977 as Lord Jeffs posted 5-2-1 record . . . he also played lacrosse . . . born Sean Matthew in Manhasset, N.Y. . . his father Cummin competed in the discus for Ireland in the 1948 Olympics and later at Villanova . . . he attended Chaminade High in Mineola, N.Y. . . B.A. in history . . . bachelor lives in Miami Lakes.



## NEAL COLZIE

Safety

20

6-2, 205

5th Year

Born Feb. 28, 1953

Ohio State

(Trade, 1979)

He brings renewed enthusiasm and great physical talent to hometown Miami after four often frustrating seasons with Oakland Raiders . . . he was acquired March 22 in exchange for third-round draft choice . . . he will challenge for starting job at free safety and possesses versatility to play corner . . . "I'm like a little kid in a toy shop," Colzie describes opportunity with Dolphins as morale boost . . . an exceptional punt returner, he established NFL record with 655 yards on 48 returns as rookie in 1975 for 13.6-yard average . . . he holds Oakland career records for total returns (168) and yards (1,747) . . . he also set Raider marks with three returns for 127 yards (long 64) at Denver Nov. 2, 1975 . . . he started seven games at right cornerback as rookie and intercepted four passes . . . he wore No. 45 as rookie before changing to his high school and college No. 20 in 1976 . . . he turned down \$1,250 to appear in movie "Black Sunday" because he refused to wear a Pittsburgh

Steelers uniform . . . his 43 yards on four punt returns (long 25) in Super Bowl XI put him in game's record book . . . only Dolphin to wear Super Bowl ring from another team, accomplished with Oakland's 32-14 rout of Minnesota . . . first-round draftee, 24th player in 1975 . . . he earned All-America honors from Sporting News in 1974 after playing in 33 straight games at Ohio State while Buckeyes compiled 29-3-1 record . . . he intercepted 15 passes including two for touchdowns, and he led nation in 1973 with 40 punt returns for 679 yards and two TDs . . . career totals were 60 returns for 855 yards, 14.3-yard average . . . as junior, he intercepted twice in 42-21 victory over Southern Cal in Rose Bowl . . . born Cornelius Connie in Fitzgerald, Ga., and raised in Coconut Grove, Fla., he starred in football, basketball and baseball at Coral Gables High . . . teammate of Dolphin linebacker Ralph Ortega on undefeated 1969 Coral Gables team . . . older brother Rick (baseball pitcher) and younger brother Anthony (basketball) were outstanding athletes.

### COLZIE'S STATISTICS

	PUNT RETURNS					INTERCEPTIONS			
	G	FC	No.	Yds.	Avg.	LG	No.	Yds.	Long
1975	13	3	48	655	13.6	64	4	38	28
1976	14	3	41	448	10.9	32	0	0	0
1977	13	6	32	334	10.4	23	3	13	13
1978	16	12	47	310	6.6	24	3	62	28
<b>TOTALS</b>	<b>56</b>	<b>24</b>	<b>168</b>	<b>1747</b>	<b>10.4</b>	<b>64</b>	<b>10</b>	<b>113</b>	<b>28</b>

Additional — Kickoff Returns: 6-115, long 26, in 1976. Recovered Opponent Fumble in 1976.



### CHARLES CORNELIUS

**Cornerback 44**

5-9, 178 Bethune-Cookman  
3rd Year (FA, 1977)  
Born July 27, 1952

A dynamo on special teams for two seasons, he shares distinction of fastest Dolphin with fellow cornerback Gerald Small at 4.5 seconds in 40-yard dash . . . a forceful hitter, Cornelius halted Dallas punt returner for fumble that led to field goal in 23-16 Miami victory . . . his 21-yard interception return at Baltimore aided 42-0 rout . . . he participated in 22 tackles as rookie and 23 tackles last season, and he earned WIOD Radio's Special Teams award in 1978 . . . a free agent from Bethune-Cookman he drew inspiration from All-Pro guard Larry Little of his alma mater . . . "He built the motivation level for other players," Cornelius says. "The fact he was a free agent motivated us even more" . . . exceptionally strong and a team leader in tests such as chinups and parallel-bar dips . . . he was waived July 31, 1977 and recalled Sept. 21 to play 13 games . . . he wears same No. 44 jersey as Delray Beach friend Barry Hill, who started six games at free safety for 1975 Dolphins . . . three-year starter at cornerback after starting 5 games at safety as Bethune-Cookman freshman, he had 10 career interceptions . . . born Charles Edward in Boynton Beach, Fla., 11th of 14 children . . . he played at Delray Beach Atlantic High . . . B.S. in psychology and working on master's degree . . . he and wife Joelle were married Feb. 23, 1979 and live in Miami.

### CORNELIUS' STATISTICS

	G	Tack	Asst.	Total	Opp. Fum.	Int.	Yds.
1977	13	7	15	22	0	0	0
1978	16	18	5	23	0	1	21
<b>TOTALS</b>	<b>29</b>	<b>25</b>	<b>20</b>	<b>45</b>	<b>0</b>	<b>1</b>	<b>21</b>

Additional — Punt Return: one for 5 yards 9-24-78 at Philadelphia.



### LARRY CSONKA

**Fullback 39**

6-3, 237 Syracuse  
11th Year (D1a, 1968)  
Born Dec. 25, 1946

A dominating force with consecutive 1,000-yard seasons in Dolphins' three Super Bowl campaigns, he has earned niche in NFL history as its most intimidating fullback . . . he returned to Dolphins as free agent Feb. 22 after four-year absence, and a rigorous offseason conditioning program indicates his dedication to goal of regaining old form . . . he has shed almost 30 pounds since March . . . he has powered 7,244 yards in 10 NFL seasons including Dolphin record 5,900 yards (1968-74) and 1,344 yards for New York Giants (1976-78) . . . he needs only 31 yards to pass former Cleveland Browns darter Leroy Kelly into sixth place on all-time NFL list, and he trails Pittsburgh Steelers fullback Franco Harris by 133 yards entering 1979 season . . . his inspiring leadership as Sundance Kid was as significant as rushing totals in Dolphin career . . . "Zonk may not break loose on any 65-yard runs," says Dolphins linebacker Bob Matheson, "but when you tackle him, you wish he had" . . . Csonka had surgery on left knee in December 1976 . . . he slammed 100 yards on 22 carries on snowy track against Chicago in 1977 finale — his only 100-yard game since posting 19 of them with Dolphins . . . he played sparingly in 1978 with 311 yards on 91 carries although he started 13 games . . . "Csonka wants to end his career on a positive note," Coach Don Shula says. "If he can give us anything close to his performance of old, our fullback position will be upgraded" . . . he broke right hand in May 1979 while changing bulldozer blade at his farm in Lisbon, Ohio . . . his most overpowering performance was Super Bowl VIII when he gained 145 yards on 33 carries and scored two touchdowns against Minnesota in 24-7 rout . . . he also broke a 49-yard run against Washington in Super Bowl VII triumph and he established Dolphin rushing record of 1,117 yards in 1972 which stood until Delvin Williams stepped 1,258 yards in 1978 . . . he holds Dolphin records of 41 TDs rushing and 44 total TDs . . . he carried 195 times for 1,051 yards without fumbling in 1971 . . . he signed World Football League contract March 31, 1974 with teammates Paul Warfield and Jim Klick, and in his last game with Dolphins, he slammed 114 yards on 24 carries in 1974 playoff loss at Oakland . . . WFL folded in October 1975, and he signed with Giants as free agent April 7, 1976 . . . Giants were 3-11, 5-9 and 6-10 during Csonka's stay . . . he has gained 871 yards on 215 carries in 11 playoff games, second only to Franco Harris with 1,274 yards on 322 carries . . . his 9 TDs in playoffs rank third behind Harris (14) and Fred Biletnikoff (10) . . . first-round draftee, eighth player in 1968 . . . consensus All-America at Syracuse in tradition of

Jim Brown, Ernie Davis, Jim Nance and Floyd Little . . . he rewrote school record with 2,934 yards on 597 carries (4.9 average) including 1,127 yards as senior in 1967 . . . outstanding player in both College All-Star and Coaches' All-America games . . . born Lawrence Richard on Christmas Day 1946 in Stow, Ohio . . . he appeared in 1975 episode of TV's Six-Million-Dollar Man as Larry Bronco and was kidnaped by Dick Butkus . . . he did several commercials including recent spot for Arby's Roast Beef . . . he and wife Pam (married 1-29-66) have two sons, Doug (11-21-66) and Paul (11-20-68) . . . he opened restaurant in July 1979, Pine Tree Inn, a 153-year-old former stagecoach stop in Lisbon, Ohio . . . he also owns Apple Realty in Plantation, Fla.

### CSONKA'S STATISTICS

	RUSHING					RECEIVING				
	G	Att.	Yds.	Avg.	TD	LG	No.	Yds.	TD	LG
1968	11	138	540	3.9	6	40	11	118	1	65
1969	11	131	566	4.3	2	54t	21	183	1	42
1970	14	193	874	4.5	6	53	11	94	0	54
1971	14	195	1051	5.4	7	28	13	113	1	25
1972	14	213	1117	5.2	6	45	5	48	0	14
1973	14	219	1003	4.6	5	25	7	22	0	9
1974	12	197	749	3.8	9	24	7	35	0	11
<b>MIAMI</b>										
<b>TOTAL</b>	<b>90</b>	<b>1286</b>	<b>5900</b>	<b>4.6</b>	<b>41</b>	<b>54t</b>	<b>75</b>	<b>613</b>	<b>3</b>	<b>65</b>
*1975	7	99	421	4.3	1	—	5	54	1	—
1976	12	160	569	3.6	4	13	6	39	0	14
1977	14	134	464	3.5	1	15	2	20	0	12
1978	14	91	311	3.4	6	12	7	73	0	23
<b>NYG</b>										
<b>TOTAL</b>	<b>40</b>	<b>385</b>	<b>1344</b>	<b>3.5</b>	<b>11</b>	<b>15</b>	<b>15</b>	<b>132</b>	<b>0</b>	<b>23</b>
<b>CAREER</b>										
<b>TOTAL</b>	<b>130</b>	<b>1671</b>	<b>7244</b>	<b>4.3</b>	<b>52</b>	<b>54t</b>	<b>90</b>	<b>745</b>	<b>3</b>	<b>65</b>
<b>Playoffs</b>	<b>11</b>	<b>215</b>	<b>871</b>	<b>4.1</b>	<b>8</b>	<b>49</b>	<b>4</b>	<b>26</b>	<b>1</b>	<b>16</b>

\*stats with Memphis WFL not included in career total

**Additional** — Fumbles/Lost: 3/2 in 1968, 1/0 in 1969, 3/3 in 1970, none in 1971, 2/1 in 1972, 3/2 in 1973, 2/2 in 1974. Miami Totals: 14/10. Recovered Dolphin Fumble in 1968. Fumbles with Giants: 2 in 1976, none in 1977.



### MIKE CURRENT

Right Tackle

71

6-4, 270  
13th Year  
Born Sept. 17, 1945

Ohio State  
(Trade, 1977)

In the last two autumns of a 12-year career, the durable giant solidified the Dolphin offensive line with reliable blocking at right tackle . . . he found reward with 10-4 and 11-5 winning records for first time in career and first playoff appearance . . . he missed only one start with injury to right knee last November . . . Dolphins acquired him along with fifth-round draft pick from Tampa Bay for offensive tackle Darryl Carlton Aug. 8, 1977 . . . he has played in 152 NFL games and had a remarkable 105 consecutive starts (1968-75) for Denver Broncos . . . Dolphin teammates nicknamed him "Rhino" . . . his enthusiasm was apparent when he spiked football in end zone after Leroy Harris' record 77-yard touchdown gallop against Baltimore in 1977 . . . his string of Bronco consecutive starts ended after seven games in 1975 with cartilage repair on right knee . . . he played for Lou Saban (1967-71) and John Ralston (1972-75) at Denver while blocking for Floyd Little, the No. 9 all-time rusher in NFL . . . he was named to AFL West

All-Star squad in 1969 . . . he criticized Ralston on Current's radio show in Denver and was dispatched to Tampa Bay in 1976 expansion draft where he labored through Buccaneers' winless 0-14 season . . . third-round draftee of Denver, 58th player in 1967 . . . he was waived twice by Dolphins in October 1967 and returned to Broncos, who had sold him to Dolphins in first place . . . in first 1967 preseason game for Broncos at North Platte, Neb., he lined up in Oakland Raiders' huddle after being knocked dizzy . . . that bizarre season saw him get cut four times, an NFL record . . . he was two-year starter and captain at Ohio State, also punted for Buckeyes, and he was teammate of current Dolphins Bob Griese and Bob Matheson on 1967 College All-Star squad . . . B.A. in business administration . . . born Michael Wayne in Lima, Ohio . . . he and wife Vicki (married 8-31-75) live in Clearwater, Fla., with daughter Kellie, 12, and son Anthony, 3 . . . he has two sons, Jason, 8, and Justin, 7, by previous marriage.



### GARY DAVIS

Running Back

27

5-10, 202  
4th Year  
Born Sept. 7, 1954

Cal Poly (SLO)  
(D6, 1976)

He lends versatility to Dolphin backfield as a slashing runner and a quality receiver . . . his breakaway speed was evidenced by 65-yard touchdown gallop against Buffalo in 1978, and he has three of the 10 longest runs in Dolphin history . . . as backup to Delvin Williams in 1978, he excelled in passing situations with 24 receptions for 218 yards including seven catches for 57 yards Nov. 26 against New York Jets . . . he gained 98 yards on 27 carries in final two games when injuries slowed Williams, but sprained ankle sidelined Davis for playoff game . . . torn calf muscle in left leg stopped his string of 34 straight games at midseason . . . he has gained 1,006 yards on 219 carries (4.6-yard average) in three seasons and owns impressive 24.2-yard average with 53 kickoff returns for 1,282 yards . . . he runs 40-yard dash in 4.6 seconds . . . he replaced Benny Malone as starter for final six games of 1977 on his way to 533 yards, and his 172-yard splurge on 26 carries Dec. 17, 1977 against Buffalo was second-best rushing total in Dolphin history . . . all three of his long escapes — 65 yards in 1978, 60 yards in 1977 and 57 yards in 1976 — have come against Buffalo . . . his first 100-yard game was Thanksgiving Day 1977 with 104 yards on 20 carries at St. Louis, and he also snagged three passes for 62 yards and a TD . . . he ranked second in NFL in kickoff returns with 29.6-yard average in 1977 topped by a 63-yard dash against Seattle and a 73-yard flight against New England . . . as rookie, he was demon on special teams with 24 tackles (15 initial hits) and he added nine tackles in 1977 . . . he started final game of 1976 and he has seven career starts . . . sixth-round draftee, 174th player in 1976 . . . Small College All-America at Cal Poly-San Luis Obispo, he ranked fourth among Division II runners with 1,244 yards on 264 carries and 16 TDs in 1975 . . . when drafted by Dolphins, Director of Player Personnel Bobby Beathard said, "We had him rated with Archie Griffin, honest" . . . he had seven 100-yard games and four times scored three TDs in a

game . . . career total of 2,368 yards on 500 carries set school record . . . born Gary Curtis in Los Angeles and raised in Pomona, Ca. . . studying for master's degree in correctional social science with goal of doing youth counseling . . . bachelor lives in Pomona.

### DAVIS' STATISTICS

	RUSHING					RECEIVING				
	G	Att.	Yds.	Avg.	TD	LG	No.	Yds.	TD	LG
1976	14	31	160	5.2	1	57	2	8	0	6
1977	14	126	533	4.2	2	60t	14	151	1	32
1978	14	62	313	5.0	3	65t	24	218	0	34
<b>TOTALS</b>	<b>42</b>	<b>219</b>	<b>1006</b>	<b>4.6</b>	<b>6</b>	<b>65t</b>	<b>40</b>	<b>377</b>	<b>1</b>	<b>34</b>

**Additional** — Kickoff Returns: 26-617, avg. 23.7, long 47 in 1976; 14-414, avg. 29.6, long 73 and 63 in 1977; 13-251, avg. 19.3; long 27 in 1978. Totals: 53-1282, avg. 24.2, long 73. Punt Returns: 1-11 in 1977, 3 fair catches; 2-36, long 25 in 1978, one fair catch. Fumbles/Lost: 1-0 in 1976, 1-1 in 1977, 4-4 in 1978 for total 6-5. Recovered Dolphin Fumble in 1977.



### VERN DEN HERDER

**Defensive End**

**83**

6-6, 252  
9th Year

Central Iowa  
(D9, 1971)

Born Nov. 28, 1948

He has buoyed the Dolphin defensive line as it was reshaped since Super Bowl years, and his outstanding play in 1978 marked the finest of his eight seasons . . . he collected nine quarterback sacks, raising his career total to 55½ (including 2½ in playoffs) . . . he ranks second to Bill Stanfill with 74 sacks on all-time Dolphin list . . . defensive co-captain has missed only three games in 125 since becoming Dolphin . . . torn ligaments in right knee, suffered Thanksgiving Day 1977 at St. Louis, ended his streak of 81 consecutive starts at left end (88 including playoffs) and 105 straight games . . . he rebounded from surgery by collecting 106 tackles in 1978, and he was voted outstanding defensive lineman by South Florida media for fourth time in five years . . . he regarded injury as "a sign I've arrived — my red badge of courage. Looking around here at all the scars, I was the oddity before it happened" . . . he forced three fumbles and recovered one of them in 1978 . . . he shocked Baltimore on fake field goal by snagging seven-yard touchdown pass from Don Strock Oct. 29 for his first NFL score . . . All-AFC by Associated Press in 1972 after collecting 10½ sacks in unbeaten season, and he earned All-Pro honor on New York Post team in 1975 when he had 11 sacks . . . ninth-round draftee, 230th player in 1971 . . . he wore No. 86 as rookie . . . NAIA All-American honors at Central Iowa indicated pro football potential for Flying Dutchman, but with B.A. in chemistry, he enrolled for fall 1971 in veterinary medicine at Iowa State pending tryout with Dolphins . . . born Vern Wayne in Lemars, Iowa, and raised in Sioux Center where his high school didn't have football program until Vern was sophomore . . . he earned all-state honors in basketball, also set scoring and rebounding records at Central Iowa . . . he and wife Diane (married 6-12-71) live in Sioux Center with son Matthew (9-6-75) and daughter Carissa (2-14-77), and he works in cattle confinement feeding business.

### DEN HERDER'S STATISTICS

	G	Tack	Asst.	Total	Opp. Fum.	QB Sack
1971	14	13	3	16	—	1
1972	14	60	31	91	1	10½
1973	14	61	40	101	1	10
1974	14	50	33	83	2	7
1975	14	58	38	96	2	11
1976	14	65	40	105	2	3
1977	11	35	21	56	—	1½
1978	16	58	48	106	1	9
<b>TOTALS</b>	<b>111</b>	<b>400</b>	<b>254</b>	<b>654</b>	<b>9</b>	<b>53</b>

**Additional** — Interception Return 24 yards 12-3-72 at New England. Blocked FGs (4): one in 1974, one in 1975, 2 in 1976. Playoffs — 2½ QB Sacks. Touchdown — Pass Reception 7 yards on fake field goal 10-29-78 vs. Baltimore.



### MARK DENNARD

**Center**

**63**

6-1, 250  
1st Year

Texas A&M  
(D10, 1978)

Born Nov. 2, 1955

He was sidelined by broken wrist in 1978 preseason opener, so his rookie season was postponed while on injured reserve . . . 10th-round draftee, 274th player in 1978 . . . good strength and quickness, he could make big contribution on special teams . . . Dolphin scouts were impressed by his showing in Senior Bowl . . . real hustler in Texas A&M's Wishbone offense, he was switched from guard to center as sophomore . . . All-Southwest Conference performer with 5-flat speed in 40-yard dash . . . Academic All-America as junior and an All-America honorable mention . . . B.A. in marketing . . . born Mark Wesley in Bay City, Tex., he was football and baseball standout at Bay City High.



### A.J. DUHE

**Defensive End**

**77**

6-4, 247  
3rd Year

Louisiana State  
(D1, 1977)

Born Nov. 27, 1955

With his enormous gusto and growing talent, he could clamp onto All-Pro honors . . . his quick acceleration and great strength helped produce eight quarterback sacks in 1978 despite missing six starts with injuries . . . NFL's Defensive Rookie of the Year in 1977 has team-leading 15 sacks over the past two seasons . . . Dolphins were 8-2 in games Duhe started at right end in 1978 . . . he had two sacks twice in victories over Dallas and New England, and he scored safety with end-zone sack at Houston but wracked right shoulder on play and missed next game . . . a magpie on the field, he epitomizes the enthusiasm of Dolphin defense which allowed only nine points in final three games . . . "I'll bet he dives out of bed in the morning rather than get up the usual way," says defensive line coach Mike Scarry . . . he received setback in 1978 when right knee required surgery Aug. 2 for damaged cartilage, and rookie Doug Betters took his starting spot for five games . . . he had hurt knee in offseason conditioning

and aggravated it in preseason opener . . . he has missed most of two preseason camps including 18-day contract holdout as rookie . . . he had team-leading seven sacks in 1977, three of them in earning game ball after 14-10 victory over New York Jets . . . biggest play as rookie was blocked punt which led to clinching TD in 17-5 triumph over New England . . . first-round draftee, 13th player in 1977 . . . his zeal impressed Dolphin coaches who worked Senior Bowl, and he was outstanding defender for South . . . four-year starter at Louisiana State, he averaged 72 tackles per season and collected 27 tackles for 133 yards in losses . . . as LSU freshman, he helped Tigers limit Heisman Trophy winner John Cappelletti to 50 yards but lost to Penn State, 16-9, in 1974 Orange Bowl Classic . . . he missed five games as junior with sprained ankle . . . he won LSU scholarship by blocking three punts in East-West Louisiana All-Star game in 1973 . . . a Ragin' Cajun to LSU followers . . . born Adam Joseph Jr. in New Orleans and raised in Reserve, La. . . bachelor lives in Fort Lauderdale.

#### DUHE'S STATISTICS

	G	Tack	Asst.	Total	Opp. Fum.	QB Sack
1977	14	48	35	83	2	7
1978	13	25	22	47	2	8
<b>TOTALS</b>	<b>27</b>	<b>73</b>	<b>57</b>	<b>130</b>	<b>4</b>	<b>15</b>

Additional — Sacked QB for safety 11-20-78 at Houston. Blocked Punt 11-13-77 vs. New England.



### TIM FOLEY

**Strong Safety**

**25**

6-0, 194  
9th Year  
Born Jan. 22, 1948

Purdue  
(D3, 1970)

A cunning and scrappy defender, he has girded the Dolphin secondary with his forceful leadership in two seasons at strong safety . . . his team-leading six interceptions in 1978 boosted Dolphins to NFL lead with 32 . . . he was voted outstanding defensive back by South Florida media for second year in row . . . he participated in career-high 99 tackles, and he showed tenacity by playing with lame ankle in shutout at Washington and torn stomach muscle in playoff with Houston . . . he earned game ball after interception and fumble recovery in shutout of Cincinnati, and his diving interception was a key play in victory over Dallas . . . his 20 career interceptions rank fourth on the all-time Dolphin list . . . a five-year starter at left cornerback (1971-75) until he was felled by torn ligament in right knee in 1976 . . . emergence of rookie Norris Thomas in 1977 precipitated switching Foley to safety in fourth game . . . he gained second-team All-AFC honors from United Press International in 1977 after 85 tackles and three interceptions . . . he has unique place in NFL records by scoring two touchdowns with recovery of blocked punts Nov. 11, 1973 against Baltimore . . . Foley and Bob Matheson blocked punts by David Lee, and Foley ran 8 and 5 yards for scores . . . he missed Super Bowl VII with separated left shoulder and was idled three games in 1973 with shoulder injury . . . broken thumb in 1975 kept him out of starting lineup last five games . . . despite injuries, he has played 112 games (123 including playoffs) and started 93 (103 including playoffs) . . .

third-round draftee, 55th player in 1970 . . . All-America at Purdue in 1969, he played in three consecutive victories over Notre Dame . . . Academic All-America with B.A. in industrial economics . . . Fellowship of Christian Athletes named him Pro Player of Year in May 1978, and he attends several FCA camps in offseason . . . singer, composer and guitarist, his ballads reflect his belief that "dreams can come true and I fight for them" . . . vice-president of Miami-based Racquetball International Corp. which has two facilities called Sportrooms . . . born Thomas David in Evanston, Ill., and raised in Wilmette, Ill., where he was quarterback at Loyola Academy . . . he and his wife Connie (married 1-23-71) live in Miami Lakes with daughter Katie (5-16-74) and son Tommy (7-9-78) . . . he is Dolphin spokesman for new project Ronald McDonald House of South Florida to be constructed at Jackson Memorial Hospital complex . . . a member of National Easter Seal Sports Council.

#### FOLEY'S STATISTICS

	G	Tack	Asst.	Total	Opp. Fum.	Int.	Yds.
1970	14	12	2	14	—	—	—
1971	14	36	22	58	—	4	14
1972	14	38	24	62	—	3	25
1973	11	27	11	38	—	2	22
1974	13	43	11	54	2	2	-2
1975	14	29	17	46	1	—	—
1976	2	2	2	4	—	—	—
1977	14	42	43	85	1	3	17
1978	16	54	45	99	1	6	12
<b>TOTALS</b>	<b>112</b>	<b>283</b>	<b>177</b>	<b>460</b>	<b>5</b>	<b>20</b>	<b>88</b>

Touchdowns — Returned Blocked Punts 8 yds and 5 yds 11-11-73 vs. Baltimore. Additional — Blocked Punt 1973, 1974, 1977. Kickoff Return: 1-0 in 1970. Scored safety on blocked punt 10-20-74 vs. Kansas City.



### LARRY GORDON

**Linebacker**

**50**

6-4, 230  
4th Year  
Born July 8, 1953

Arizona State  
(D1a, 1976)

A rocket of a linebacker in pursuing ballcarriers, blitzing quarterbacks and marking receivers, he has arrived as All-Pro candidate in his fourth season . . . his three interceptions, eight tackles and blocked PAT in victory over Oakland comprised "the greatest game I've ever seen a linebacker play," Coach Don Shula says . . . he had two quarterback sacks and batted a pass which teammate Bob Baumhower intercepted in triumph at San Diego . . . a quiet nature belies his fierce hitting, and he has collected 118, 106 and 102 tackles in three years as starter . . . he could be first All-Pro Dolphin linebacker since Nick Buoniconti in 1972 . . . he had 4½ QB sacks in 1978 and recovered two fumbles . . . he has played in 45 consecutive games although he was slowed two games in 1978 with pulled hamstring and groin . . . opponents' running attack avoids him like poison, going opposite way most of the time . . . his three thefts against Oakland (two were ricochets) were most ever by a Dolphin linebacker, and he returned them 35 yards . . . he also won game ball after sacking quarterback twice and returning an interception 27 yards against Seattle in 1977 . . . he was first Dolphin rookie since 1970 entrusted with 14-game starting assignment in 1976 . . . he lost 20 pounds



with stomach virus during 1977 training camp . . . first linebacker (17th player) selected in 1976 draft after Arizona State star received All-America honor of Time Magazine squad picked by pro scouts . . . he won Tommy Fitzgerald Memorial Award as outstanding rookie in 1976 training camp . . . voted outstanding defensive player in 1975 Fiesta Bowl when unbeaten, second-ranked Sun Devils upset Nebraska, 17-14, and he had interception . . . he had 121 and 132 tackles in last two seasons for Coach Frank Kush . . . he played in East-West Shrine, Senior Bowl and last College All-Star game . . . born Larry Wayne in Monroe, La., and raised on a farm in Oakgrove, La., and moved to Phoenix Union High as sophomore . . . older brother Ira was offensive guard with San Diego Chargers (1970-75) . . . youngest of eight children . . . he and his wife Mary (married 3-13-79) live in Phoenix.

### GORDON'S STATISTICS

	G	Tack.	Asst.	Total	Opp. Fum.	QB Sack	Int.	Yds.
1976	14	83	35	118	1	½	—	—
1977	14	58	48	106	2	2	1	27
1978	16	62	40	102	2	4½	3	35
<b>TOTALS</b>	<b>44</b>	<b>203</b>	<b>123</b>	<b>326</b>	<b>5</b>	<b>7</b>	<b>4</b>	<b>62</b>

Additional — Blocked PAT 12-10-78 vs. Oakland.



## BOB GRIESE

Quarterback

# 12

6-1, 190  
13th Year  
Born Feb. 3, 1945

Purdue  
(D1, 1967)

The chessmaster of NFL quarterbacks, he embodies the winning edge in both his preparation and execution of game plans . . . his passing accuracy derives from a skilled arm and shrewd reading of defenses . . . in last five seasons, he has completed an amazing 60.4 per cent of his passes (760 of 1,258) including an NFL-leading 63 per cent last season (148 of 235) . . . consensus All-Pro quarterback in 1971 and 1977 and regarded as most cerebral signal-caller in game . . . he set Dolphin single-game records for marksmanship and yardage in 1978 by hitting 12 of 13 passes (92.3 per cent) against New England and piling up 349 yards at Houston . . . he tops all active quarterbacks in victories as a starter (92) and touchdown passes (172), and his 22,142 career yards trail only Jim Hart of St. Louis (26,990 yards and 168 TDs) among active QBs . . . "He's probably the most unselfish guy I've ever been around," says Coach Don Shula. "He gets as much thrill calling the right running play for a touchdown as he does connecting on a bomb. That's just his makeup" . . . Griese's resiliency was emphasized in last two seasons as he overcame vision problem in 1977 and crumpled left knee in 1978 . . . a pair of his eyeglasses are exhibited in Pro Football Hall of Fame as he was first quarterback to wear them . . . he tried using contact lenses in 1977 offseason after experiencing double vision in 1976 . . . weaker eye with amblyopia was getting stronger but wasn't coordinating with left eye, so he required the prisms in eyeglasses . . . actually he was legally blind (20-200 vision) in right eye when he directed two Super Bowl victories . . . he removed glasses only once in 1977 for a few plays against Seattle during a downpour, and he completed both passes he

attempted . . . he lived under "a constant cloud of uncertainty," he described 1977 crisis . . . he conquered any doubts by pacing NFL with 22 TD passes highlighted by a dizzying six TDs in a 55-14 rout on Thanksgiving Day at St. Louis . . . he was only one TD short of a record, and he didn't play fourth quarter . . . he received Maxwell Club's coveted Bert Bell Award as NFL Player of Year and was named AFC Offensive Player of Year by 101 Club in Kansas City . . . another obstacle was hurled at him in 1978 when he stretched ligaments in his left knee Aug. 25 after firing three TD passes in preseason windup at Tampa Bay . . . he was confined to bow-legged cast until Sept. 16 and returned to action Oct. 9 with brace on knee . . . his first play was 17-yard pass on third-and-12 situation . . . he missed seven starts but played entire second half of victory at San Diego and threw decisive 12-yard TD pass to Nat Moore . . . he made sixth appearance in Pro Bowl (1970-71-73-74-77-78) . . . six times he has been voted Most Valuable Player of Dolphins by South Florida media . . . in two Super Bowl triumphs he combined for 14-of-18 passing accuracy . . . in Super Bowl VII against Washington, he completed six straight passes for 75 yards and a touchdown (another TD pass was nullified by penalty) as Dolphins built 14-0 halftime lead on way to 14-7 triumph . . . in three-game sweep to Super Bowl VIII crown, he completed 20 of 31 passes and was sacked only twice . . . he has 42-11 record as Dolphin starting QB in games at Orange Bowl under Shula . . . he completed three consecutive passes for touchdowns Oct. 17, 1971 against New England in record feat . . . longest TD pass was 86 yards to Paul Warfield against Pittsburgh Nov. 14, 1971 when he came off bench (illness put him in hospital previous night) and rallied Dolphins from 18-point deficit to 24-21 victory . . . he fired four TD passes to Warfield in first half Dec. 15, 1973 against Detroit . . . he was starting QB for 14 consecutive victories in 1973 and for 41 wins in 47 games from Dec. 19, 1971 to Nov. 9, 1975 . . . that stretch included 6-2 in playoff games . . . Injuries have sidelined him four times — bruised right knee (5 games in 1969), broken right leg and dislocated ankle (9 games in 1972), torn tendons in right foot (4 games in 1975) and stretched ligaments in left knee (5 games in 1978) . . . as rookie he set AFL record of 122 pass attempts without an interception and he completed 17 of 21 passes for 160 yards and two TDs Oct. 22, 1967 against New York Jets . . . he tossed 31-yard TD pass to Howard Twilley on 4th-and-18 with 1:01 remaining to beat Buffalo Nov. 26, 1967 . . . first-round draftee, 4th player in 1967 (highest Dolphin pick in history of common draft) . . . he was runnerup to Florida's Steve Spurrier in 1966 Heisman Trophy voting . . . twice an All-American at Purdue, he led Boilermakers to 14-13 victory over Southern Cal in Rose Bowl . . . as junior he completed 19 of 22 passes in 25-21 upset of Notre Dame . . . he set career records with 348 completions in 609 attempts, 4,402 yards, 57.1 per cent accuracy and 75 conversion kicks . . . born Robert Allen in Evansville, Ind., and attended Rex Mundi High . . . B.S. in industrial management, he has invested widely in real estate . . . dedicated to raising funds for children's charities and national sports chairman of Muscular Dystrophy Association . . . director of vision education for American Optical and clothing endorsements for Sears . . . he and wife Judi (married 6-10-68) live in Coral Gables with three sons Scott (9-17-69), Jeff (10-20-70) and Brian (3-18-75) . . . dad coaches sons' Khoury League baseball team . . . he was inducted April 23 in Florida Sports Hall of Fame.

### GRIESE'S PASSING

	G	Att.	Comp.	Pct.	Yds.	Int.	TD	Tkld.	Long
1967	12	331	166	50.2	2005	18	15	25/240	68t
1968	13	355	186	52.4	2473	16	21	43/372	50t
1969	9	252	121	48.0	1695	16	10	33/289	53t
1970	14	245	142	58.0	2019	17	12	31/282	54t
1971	14	263	145	55.1	2089	9	19	23/248	86t
1972	6	97	53	54.6	638	4	4	7/45	39
1973	13	218	116	53.2	1422	8	17	11/75	46
1974	13	253	152	60.1	1968	15	16	27/202	54
1975	10	191	118	61.8	1693	13	14	16/131	79t
1976	13	272	162	59.6	2097	12	11	30/266	47t
1977	14	307	180	58.6	2252	13	22	36/303	73t
1978	11	235	148	63.0	1791	11	11	18/165	63t
<b>TOTALS</b>	<b>142</b>	<b>3019</b>	<b>1689</b>	<b>55.9</b>	<b>22142</b>	<b>152</b>	<b>172</b>	<b>300/2618</b>	<b>86t</b>

### GRIESE'S RUSHING

	G	Att.	Yds.	Avg.	TD	Long
1967	12	37	157	4.2	1	22
1968	13	42	230	5.5	1	35
1969	9	21	102	4.9	0	22
1970	14	26	89	3.4	2	16
1971	14	26	82	3.2	0	21
1972	6	3	11	3.7	1	5
1973	13	13	20	1.5	0	21
1974	13	16	66	4.1	1	22
1975	10	17	59	3.5	1	17
1976	13	23	108	4.7	0	26
1977	14	16	30	1.9	0	13
1978	11	9	10	1.1	0	9
<b>TOTALS</b>	<b>142</b>	<b>249</b>	<b>964</b>	<b>3.9</b>	<b>7</b>	<b>35</b>
<b>Playoffs</b>	<b>11</b>	<b>12</b>	<b>83</b>	<b>7.0</b>	<b>0</b>	<b>12</b>

Additional — Fumbles/Lost: 5-1 in 1970, 9-3 in 1971, 0-0 in 1972, 5-3 in 1973, 5-0 in 1974, 2-1 in 1975, 3-1 in 1976, 6-2 in 1977, 2-2 in 1978. Recovered Dolphin Fumble: 2 in 1970, 5 in 1971, 3 in 1973, 3 in 1974, 2 in 1976, 2 in 1977 for total of 17 in 1970s.

### POSTSEASON PASSING

	Att.	Comp.	Pct.	Yds.	Int.	TD	Tkld.	Long
<b>1970</b>								
at Oakland	27	13	48.1	155	1	3	3/31	24
<b>1971 Playoffs</b>								
at Kansas City	35	20	57.1	263	2	1	0/0	35
Baltimore	8	4	50.0	158	1	1	2/16	75t
DALLAS	23	12	52.2	134	1	0	1/29	27
<b>1971 Total</b>	<b>66</b>	<b>36</b>	<b>54.5</b>	<b>555</b>	<b>4</b>	<b>2</b>	<b>3/45</b>	<b>75t</b>
<b>1972 Playoffs</b>								
Cleveland								(DID NOT PLAY)
at Pittsburgh	5	3	60.0	70	0	0	0/0	52
WASHINGTON	11	8	72.7	88	1	1	2/19	28t
<b>1972 Total</b>	<b>16</b>	<b>11</b>	<b>68.8</b>	<b>158</b>	<b>1</b>	<b>1</b>	<b>2/19</b>	<b>52</b>
<b>1973 Playoffs</b>								
Cincinnati	18	11	61.1	159	1	2	0/0	48
Oakland	6	3	50.0	34	1	0	1/8	27
MINNESOTA	7	6	85.7	73	0	0	1/10	27
<b>1973 Total</b>	<b>31</b>	<b>20</b>	<b>64.5</b>	<b>266</b>	<b>2</b>	<b>2</b>	<b>2/18</b>	<b>48</b>
<b>1974 Playoffs</b>								
at Oakland	14	7	50.0	101	1	1	2/20	23
<b>1978 Playoffs</b>								
Houston	28	11	39.3	114	2	1	0/0	21
<b>TOTALS</b>	<b>182</b>	<b>98</b>	<b>53.8</b>	<b>1349</b>	<b>11</b>	<b>9</b>	<b>12/133</b>	<b>75t</b>

### GAME-BY-GAME PASSING

1967	Att.	Comp.	Pct.	Yds.	Int.	TD	Tkld.	Long
W-Denver	19	12	63.2	193	2	2	1/11	68
L-Kansas City	22	11	50.0	101	2	0	3/24	18
L-at New York Jets	3	1	33.3	4	1	0	2/13	4
L-New York Jets	21	17	81.0	160	2	2	1/10	22
L-at Buffalo	37	16	43.2	107	1	1	4/27	17
L-at San Diego	39	13	33.3	186	0	0	6/64	34
L-at Oakland	29	17	58.6	231	2	1	2/32	61
W-Buffalo	31	17	54.8	222	3	1	2/20	31
L-at Houston	29	14	48.3	178	0	2	1/13	44
W-San Diego	28	15	53.6	145	0	2	0/0	19
W-New England	32	17	53.1	270	0	3	2/19	38
L-Houston	41	16	39.0	208	5	1	1/7	43
<b>1967 Totals</b>	<b>331</b>	<b>166</b>	<b>50.2</b>	<b>2005</b>	<b>18</b>	<b>15</b>	<b>25/240</b>	<b>68t</b>

1968	Att.	Comp.	Pct.	Yds.	Int.	TD	Tkld.	Long
L-Houston	28	13	46.4	165	3	1	0/0	44
L-Oakland	40	23	57.5	290	4	2	2/16	38
L-Kansas City	17	2	11.8	24	2	0	3/35	24
W-at Houston	12	6	50.0	92	0	1	3/22	50t
T-Buffalo	22	9	40.9	97	2	0	4/38	21
W-at Cincinnati	29	16	55.2	186	0	3	4/29	31t
L-at Denver	26	16	61.5	246	2	1	4/30	34
L-at San Diego	27	20	74.1	260	1	3	2/22	38
W-at Buffalo	28	13	46.4	188	1	1	4/32	24
L-Cincinnati	31	16	51.6	253	1	3	6/49	48t
W-at New England	33	19	57.6	264	0	3	3/27	44t
L-at New York Jets	33	17	51.5	224	0	1	5/46	38t
W-New England	29	16	55.2	184	0	2	3/26	29
<b>1968 Totals</b>	<b>355</b>	<b>186</b>	<b>52.4</b>	<b>2473</b>	<b>16</b>	<b>21</b>	<b>43/372</b>	<b>50t</b>
<b>Cumulative</b>	<b>686</b>	<b>352</b>	<b>51.3</b>	<b>4478</b>	<b>34</b>	<b>36</b>	<b>68/612</b>	<b>68t</b>

1969	Att.	Comp.	Pct.	Yds.	Int.	TD	Tkld.	Long
L-at Cincinnati	39	19	48.7	327	2	1	5/46	50
L-at Oakland	34	9	26.5	193	3	0	1/7	39
L-at Houston	30	14	46.7	198	1	1	5/44	38
T-Oakland	27	13	48.1	160	2	1	6/56	22
L-San Diego	31	18	58.1	171	2	1	4/33	37
L-at Kansas City	45	21	46.7	192	3	0	4/39	20
W-Buffalo	18	9	50.0	232	2	2	2/15	53t
L-at New York Jets	27	18	66.7	222	1	4	5/39	31
W-at New England	1	0	0.0	0	0	0	1/10	0
<b>1969 Totals</b>	<b>252</b>	<b>121</b>	<b>48.0</b>	<b>1695</b>	<b>16</b>	<b>10</b>	<b>33/289</b>	<b>53t</b>
<b>Cumulative</b>	<b>938</b>	<b>473</b>	<b>50.4</b>	<b>6173</b>	<b>50</b>	<b>46</b>	<b>101/901</b>	<b>68t</b>

1970	Att.	Comp.	Pct.	Yds.	Int.	TD	Tkld.	Long
L-at New England	27	10	37.0	161	2	0	7/67	47
W-at Houston	17	10	58.0	138	1	2	1/11	34
W-Oakland	16	8	50.0	180	1	2	1/5	54
W-at New York Jets	24	14	58.3	224	1	2	4/29	40
W-at Buffalo	22	15	68.2	196	1	1	4/42	43t
L-Cleveland	12	5	41.7	67	3	0	3/26	47
L-at Baltimore	25	14	56.0	168	2	0	1/11	50
L-at Philadelphia	14	6	42.9	42	3	0	3/31	15
W-New Orleans	19	15	78.9	225	0	0	0/0	42
W-Baltimore	16	10	62.5	163	0	2	3/27	51t
W-at Atlanta	11	8	72.7	94	1	0	1/8	22
W-New England	15	11	73.3	102	0	1	1/9	28
W-New York Jets	17	9	52.9	116	2	1	2/16	23t
W-Buffalo	10	7	70.0	143	0	1	0/0	54
<b>1970 Totals</b>	<b>245</b>	<b>142</b>	<b>58.0</b>	<b>2019</b>	<b>17</b>	<b>12</b>	<b>31/282</b>	<b>54</b>

1971								
	Att. Comp.	Pct.	Yds.	Int.	TD	Tkld.	Long	
T-at Denver	24	13	54.1	181	1	1	5/60	36
W-at Buffalo	18	10	55.5	159	0	1	1/9	28
L-New York Jets	23	9	40.9	146	1	0	1/12	32
W-at Cincinnati	23	12	52.1	194	1	2	1/13	43
W-New England	14	9	64.3	185	0	4	2/28	32
W-at New York Jets	18	5	27.7	68	0	1	1/9	37
W-at Los Angeles	19	13	68.4	209	0	2	3/24	74
W-Buffalo	14	7	50.0	68	0	2	1/6	16
W-Pittsburgh	14	9	64.3	232	2	3	3/35	86t
W-Baltimore	16	10	62.5	90	0	1	1/9	16
W-Chicago	17	12	70.5	214	1	2	1/11	32
L-at New England	12	6	50.0	70	1	0	1/9	29
L-at Baltimore	30	17	56.7	151	2	0	0/0	18
W-Green Bay	21	13	61.9	122	0	0	2/23	21
<b>1971 Totals</b>	<b>283</b>	<b>145</b>	<b>55.1</b>	<b>2089</b>	<b>9</b>	<b>19</b>	<b>23/248</b>	<b>86t</b>
1972								
	Att. Comp.	Pct.	Yds.	Int.	TD	Tkld.	Long	
W-at Kansas City	15	8	53.3	111	1	1	2/11	30
W-Houston	16	11	68.8	142	1	1	1/4	39
W-at Minnesota	33	16	48.4	127	2	1	2/15	17
W-at New York Jets	27	15	55.6	220	0	1	0/0	24
W-San Diego	3	1	33.3	19	0	0	1/8	19
W-Baltimore	3	2	66.7	19	0	0	1/7	15
<b>1972 Totals</b>	<b>97</b>	<b>53</b>	<b>54.6</b>	<b>638</b>	<b>4</b>	<b>4</b>	<b>7/45</b>	<b>39</b>
1973								
	Att. Comp.	Pct.	Yds.	Int.	TD	Tkld.	Long	
W-San Francisco	24	11	47.9	108	2	1	0/0	18
L-at Oakland	25	12	48.0	90	0	1	0/0	28t
W-New England	12	8	66.7	74	0	1	3/21	17
W-New York Jets	17	10	58.8	173	1	3	0/0	46
W-at Cleveland	11	3	27.3	51	2	0	2/13	33
W-Buffalo	20	10	50.0	136	1	2	1/4	29
W-at New England	18	7	38.9	86	0	1	2/13	19
W-at New York Jets	19	13	68.4	198	1	1	1/5	37
W-Baltimore	14	6	42.9	66	1	0	1/7	17
W-at Buffalo	20	11	55.0	123	0	1	0/0	23
W-at Dallas	10	6	60.0	103	0	1	0/0	45t
W-Pittsburgh	13	8	61.5	73	0	1	1/7	22
at Baltimore							(DID NOT PLAY)	
W-Detroit	15	11	73.3	141	0	4	0/0	29
<b>1973 Totals</b>	<b>218</b>	<b>116</b>	<b>53.2</b>	<b>1422</b>	<b>8</b>	<b>17</b>	<b>11/75</b>	<b>46</b>
1974								
	Att. Comp.	Pct.	Yds.	Int.	TD	Tkld.	Long	
L-at New England	29	19	65.5	254	1	1	5/33	39
W-at Buffalo	13	10	77.0	84	2	2	2/12	18
W-at San Diego	27	14	52.0	248	2	1	2/30	44
W-New York Jets	23	17	74.0	199	0	1	3/32	23
L-at Washington	24	11	45.8	139	2	1	2/13	48
W-Kansas City	25	11	44.0	120	3	0	2/13	29
W-Baltimore	17	11	64.7	108	1	0	1/2	27
W-Atlanta	15	10	66.6	158	1	2	1/6	51
W-at New Orleans	15	10	66.6	93	0	3	2/16	22
W-Buffalo	18	11	61.1	237	0	1	2/15	54
L-at New York Jets	19	8	42.1	116	1	1	3/16	29
W-Cincinnati	13	11	84.6	118	0	2	1/4	27
W-at Baltimore	15	9	60.0	94	2	1	1/10	21
New England							(DID NOT PLAY)	
<b>1974 Totals</b>	<b>253</b>	<b>152</b>	<b>60.1</b>	<b>1968</b>	<b>15</b>	<b>16</b>	<b>27/202</b>	<b>54</b>
1975								
	Att. Comp.	Pct.	Yds.	Int.	TD	Tkld.	Long	
L-Oakland	32	15	46.9	191	4	0	3/27	32
W-at New England	15	9	60.0	89	3	0	4/42	20
W-at Green Bay	13	7	53.8	133	0	1	0/0	58t
W-Philadelphia	21	15	71.4	137	0	1	1/5	23
W-at New York Jets	14	10	71.4	155	1	3	1/3	53
W-at Buffalo	21	13	61.9	148	2	2	1/3	22
W-at Chicago	19	12	63.2	288	0	3	0/0	79t
W-New York Jets	15	9	60.0	223	0	2	1/9	63
L-at Houston	29	21	72.4	257	2	1	3/21	31
L-Baltimore	12	7	58.3	69	1	1	2/21	19
<b>1975 Totals</b>	<b>191</b>	<b>118</b>	<b>61.8</b>	<b>1693</b>	<b>13</b>	<b>14</b>	<b>16/131</b>	<b>79t</b>

1976								
	Att. Comp.	Pct.	Yds.	Int.	TD	Tkld.	Long	
W-at Buffalo	21	13	61.9	199	1	1	1/2	30t
L-at New England	26	16	61.5	190	3	1	5/52	39
W-New York Jets	24	12	50.0	127	0	1	1/4	18
L-Los Angeles	11	6	54.5	100	2	1	0/0	47t
W-at Baltimore	5	3	60.0	61	0	0	0/0	31
L-Kansas City	35	25	71.4	306	2	1	4/44	39
W-at Tampa Bay	15	8	53.3	132	1	0	6/42	23
W-New England	22	12	54.5	132	0	1	3/32	28
W-at New York Jets	21	16	76.2	181	0	2	0/0	21
L-at Pittsburgh	21	9	42.9	144	0	0	5/36	30
L-Baltimore	27	17	63.0	286	2	1	3/35	44
L-at Cleveland	33	22	66.7	209	0	2	2/19	36
Buffalo							(DID NOT PLAY)	
L-Minnesota	11	3	27.3	30	1	0	0/0	14
<b>1976 Totals</b>	<b>272</b>	<b>162</b>	<b>59.6</b>	<b>2097</b>	<b>12</b>	<b>11</b>	<b>30/266</b>	<b>47t</b>
1977								
	Att. Comp.	Pct.	Yds.	Int.	TD	Tkld.	Long	
W-at Buffalo	19	9	47.4	84	0	0	3/32	23
W-at San Francisco	17	10	58.8	169	0	2	2/16	73t
W-Houston	20	13	65.0	194	1	1	1/14	35
L-at Baltimore	32	18	56.3	264	1	0	5/51	47
W-New York Jets	24	17	70.8	132	0	2	1/4	17
W-Seattle	18	11	61.1	105	1	2	2/19	16
L-San Diego	16	9	56.3	82	3	0	3/19	19
W-at N. Y. Jets	15	12	80.0	132	0	2	4/27	25
W-New England	20	11	55.0	130	0	1	3/28	25
L-at Cincinnati	29	10	34.5	113	3	2	2/20	30
W-at St. Louis	23	15	65.2	207	1	6	1/11	37t
W-Baltimore	22	13	59.1	170	1	1	3/25	41
L-at New England	38	22	57.9	260	1	1	6/37	24
W-Buffalo	14	10	71.4	210	1	2	0/0	67
<b>1977 Totals</b>	<b>307</b>	<b>180</b>	<b>58.6</b>	<b>2252</b>	<b>13</b>	<b>22</b>	<b>36/303</b>	<b>73t</b>
1978								
	Att. Comp.	Pct.	Yds.	Int.	TD	Tkld.	Long	
Cincinnati	4	2	50.0	22	0	0	0/0	17
at San Diego	11	8	72.7	98	0	1	0/0	19
L-at New England	35	22	62.9	227	2	2	4/38	38
W-Baltimore	22	14	63.6	188	2	2	1/6	63t
W-Dallas	18	12	66.7	185	0	0	4/33	42
W-at Buffalo	21	13	64.0	106	0	1	1/10	17
L-at Houston	33	23	69.7	349	1	2	3/22	47
L-New York Jets	25	14	56.0	112	3	0	2/28	21
W-at Washington	27	14	51.9	170	1	1	3/28	40t
W-Oakland	26	14	53.8	163	2	0	0/0	37
W-New England	13	12	92.3	171	0	2	0/0	40
<b>1978 Totals</b>	<b>235</b>	<b>148</b>	<b>63.0</b>	<b>1791</b>	<b>11</b>	<b>11</b>	<b>18/165</b>	<b>63t</b>
<b>Cumulative</b>	<b>3019</b>	<b>1689</b>	<b>55.9</b>	<b>22142</b>	<b>152</b>	<b>172</b>	<b>300/2618</b>	<b>86t</b>



**BRUCE HARDY**  
**Tight End**  
**84**  
 6-4½, 235  
 2nd Year  
 Born June 1, 1956  
 Arizona State  
 (D9, 1978)

His handyman skills on special teams and budding development as tight end were big dividends for Dolphins, who only invested a ninth-round draft choice in 1978. . . rugged rookie contributed 20 tackles (10 initial hits) on kick coverage and was part-time snapper on punts. . . his third and fourth NFL receptions were touchdowns, and he finished with four catches for 32 yards. . . he showed expert footwork staying in end zone and leaning to snatch two-yard TD pass at Baltimore, and he grabbed 13-yard TD pass against New York Jets. . .

both TDs were thrown by Don Strock . . . he was used in double-tight end formations . . . Dolphin coaches selected him for long snapper on basis of quarterback experience as college freshman, and he was No. 3 quarterback during five-game injury absence of Bob Griese . . . 247th player in 1978 draft . . . he caught 47 passes for 547 yards and two touchdowns at Arizona State after switching from quarterback to tight end as sophomore . . . as senior, he was Sun Devils' second-leading receiver (behind John Jefferson) with 19 catches for 269 yards . . . Dolphin scouts spotted him in Can-Am Bowl . . . four-year letterman, he completed 5 of 11 passes for 67 yards as starting QB in 1975 opener but then changed positions . . . he was rated nation's outstanding prep athlete in April 29, 1974 Sports Illustrated cover story after being named Utah's football and basketball Most Valuable Player in both junior and senior years at Bingham High in Copperton . . . also twice all-state in baseball . . . he scored 1,150 points in three-year basketball career . . . born Bruce Alan in Murray, Utah, he lives in West Jordan, Utah.



## DURIEL HARRIS

Wide Receiver

82

5-11, 180

New Mexico St.

4th Year

(D3, 1976)

Born Nov. 27, 1954

A smooth and acrobatic receiver, he has made gazelle-like strides toward acclaim of his own while forming a gamebreaking tandem with Nat Moore . . . he draws comparisons to Paul Warfield for his graceful gait and sudden changes of direction . . . he has increased productivity with experience, and in third season, he caught 45 passes for 654 yards . . . his 63-yard touchdown Oct. 29 against Baltimore was longest Dolphin pass play last season . . . he snared passes of 38 and 40 yards in Dec. 18 triumph over New England . . . career totals of 101 catches for 1,627 yards are only nine catches off Moore's pace for first three years . . . "On some teams," Harris says, "if one guy is shut down, that's the end of their passing game. We're stronger because we're balanced" . . . he has never fumbled with Dolphins . . . he has impressive 26.1-yard career average on 50 kickoff returns for 1,307 yards . . . he was named AFC's outstanding kick returner by Players' Association and Pro Football Weekly after averaging NFL-leading 32.9 yards (17 for 559) as rookie in 1976 . . . he hurtled 62 yards at Buffalo in his first pro game, and a memorable 69-yard return against New York Jets saw him fall and get up during sideline-to-sideline jaunt . . . twice he has topped 100 yards receiving against Baltimore (5 for 116 as rookie and 4 for 127 in 1977) . . . he played extensively in last five games of 1976 after Moore suffered broken leg, and he earned team's Rookie of the Year honor with 22 catches for 372 yards . . . "The concentration he shows catching deflected balls is uncanny," Coach Don Shula says . . . he caught five passes for 91 yards and two TDs in 14-10 victory over New York Jets in 1977 only two weeks after sustaining 10-stitch gash in webbing of right hand . . . he propelled Dolphins to 1977 triumph over Houston by grabbing five passes for 87 yards including a diving 6-yard TD — all in first quarter . . . combining passes and kick returns, he has

averaged 18.8 yards (160 for 3,013 yards) every time he has football . . . only missed action was two games in 1976 with sprained ankle . . . he wore No. 26 as rookie because all numbers in 80s were taken by veterans . . . third-round draftee, 80th player in 1976 . . . he was "lonesome end" in Wishbone offense at New Mexico State but he caught 89 passes for 1,562 yards (17.5 average) and 13 TDs . . . All-Missouri Valley Conference in 1975 and ranked fifth in nation in kickoff returns including 100-yard TD against Tulsa . . . born Duriel LaDon Jr. in Port Arthur, Tex., his dad is track coach and defensive coordinator in football at Charlton-Pollard High in Beaumont . . . Duriel Sr. was quarterback at Wiley College in Marshall, Tex . . . Harris lived four doors away from Joe Washington on Kashmere Street in Port Arthur but they played at different high schools . . . Washington became All-American running back at Oklahoma and now runs for Baltimore Colts . . . Harris and Washington were roommates at last College All-Star camp . . . bachelor worked for Volkswagen dealership in Port Arthur during offseason.

### DURIEL HARRIS' STATISTICS

	G	No.	Yds.	Avg.	TD	Long
1976	12	22	372	16.9	1	44
1977	14	34	601	17.7	5	47
1978	16	45	654	14.5	3	63t
TOTALS	42	101	1627	16.1	9	63t
Playoffs	1	4	42	10.5	0	19

Additional — Kickoff Returns: 17-559, avg. 32.9, long 69 in 1976; 4-91, avg. 22.8, long 31 in 1977; 29-657, avg. 22.7, long 53 in 1978. Totals: 50-1307, avg. 26.1, long 69, no TDs. Punt Returns: 9-79, avg. 8.7, long 16 in 1976. Fumbles/Lost: none in 1976, 1977 or 1978.

Playoffs — Kickoff Returns 2-67, long 39, vs. Houston 12-24-78.



## LEROY HARRIS

Fullback

38

5-9½, 220

Arkansas State

3rd Year

(D5b, 1977)

Born July 3, 1954

A churning chunk of a runner, he has explosive speed unusual for a fullback and great balance . . . his 723 combined yards of rushing and receiving in 1978 figured at 5.6 yards per play — topped only by 5.7 average posted by Larry Csonka in 1971 and Mercury Morris in 1972 . . . he started 11 games in 1978 and gained 512 yards, second-best total on Dolphins . . . he will compete with Csonka to retain starting job, and with retirement of Norm Bulaich, he could assert himself as receiver . . . he caught 25 passes for 211 yards in 1978 including 58-yard romp with screen pass at Baltimore . . . he also broke 51-yard gain against Colts . . . "A power back with open-field elusiveness is pretty rare," Coach Don Shula says . . . he accumulated 417 yards as rookie, and in his first three NFL starts, he powered 324 yards . . . most memorable was 77-yard thunderclap for clinching touchdown — longest run in Dolphin history — in 17-6 upset of Baltimore on Dec. 5, 1977 . . . nationally televised game was first time his mother Lillian in Savannah, Ga., had seen her youngest son play football . . . he gained 140 yards on 17 carries that night . . . "I never did have the feeling it was going to be all the way," Harris described his record run. "I was looking for a filling station to gas up" . . . he started last five games of 1977, opening with

108 yards on 20 carries at Cincinnati . . . he was sidelined two games in 1977 with shoulder separation and two starts in 1978 with sprained ankle . . . he bumped another Arkansas State alumnus, Stan Winfrey, off roster in preseason . . . fifth-round draftee, 123rd player in draft . . . he probably was computer reject because of 5-foot 9½ height . . . teammates Kuechenberg, Langer and Newman heaved Harris into a pond twice during training camp because bashful rookie declined to sing Arkansas State fight song . . . veterans finally settled for a gruff "Jingle Bells" . . . he ranked third on all-time Arkansas State rushing chart with 1,920 yards on 274 carries in only two seasons . . . as senior, he led nation with 7.0 yards per carry, gaining 1,046 yards on 150 tries . . . twice All-Southland Conference, he had eight 100-yard games and 13 touchdowns in 1975 . . . he also kicked off . . . he transferred to ASU after starring at Fort Scott (Kan.) Junior College, which produced All-Pro receiver Mel Gray . . . born and raised in Savannah, Ga. . . he and wife Shirley (married 6-10-78) live in Miami.

#### LEROY HARRIS' STATISTICS

	RUSHING					RECEIVING				
	G	Att.	Yds.	Avg.	TD	LG	No.	Yds.	TD	LG
1977	11	91	417	4.6	4	77t	7	29	0	11
1978	15	123	512	4.2	2	51	25	211	0	57
<b>TOTALS</b>	<b>26</b>	<b>214</b>	<b>929</b>	<b>4.3</b>	<b>6</b>	<b>77t</b>	<b>32</b>	<b>240</b>	<b>0</b>	<b>57</b>
<b>Playoffs</b>	<b>1</b>	<b>9</b>	<b>43</b>	<b>4.8</b>	<b>0</b>	<b>9</b>	<b>1</b>	<b>21</b>	<b>0</b>	<b>21</b>

**Additional** — Fumbles/Lost: 3-2 in 1977, 5-2 in 1978. Recovered Dolphin Fumble in 1977 and 1978.

**Playoffs** — Fumbles/Lost: 2-2 vs. Houston 12-24-78.



### LLOYD HENRY

Wide Receiver

88

6-3, 208

Northeast Missouri

1st Year

(D7b, 1978)

Born Dec. 7, 1955

A tall and swift receiver, he was hampered by torn thigh muscle in 1978 training camp and was placed on injured reserve . . . his 6-foot-3 stature is exception in Dolphin tradition of Warfield, Twilley, Moore and Harris . . . seventh-round draftee, 190th player in 1978 . . . he was big-play artist with 22 touchdown catches for Northeast Missouri . . . three-year starter for Bulldogs, he had 112 receptions for 1,674 yards while team posted 20-10-1 record . . . teammate and running back Steve Powell also was drafted in seventh round by Buffalo Bills . . . Henry grabbed three TD passes against Central Missouri in 1977 and caught 11 passes in another game . . . consistently productive with 43 catches for 692 yards, 6 TDs as sophomore; 33 catches for 447 yards, 7 TDs as junior; 36 catches for 535 yards, 9 TDs as senior . . . he transferred to Kirksville, Mo., school from Indian Hills Community College in Iowa . . . born Lloyd Jr. in Waterloo, Iowa, he earned all-state honors at Waterloo West High . . . majored in law enforcement and corrections.



### BOB KUECHENBERG

Left Tackle

67

6-2, 255

Notre Dame

10th Year

(FA, 1970)

Born Oct. 14, 1947

A perennial All-Pro at left guard, he has the persistence and polished talent to qualify at tackle as well . . . he was voted to Pro Bowl for fourth time in five years in 1978 but also earned All-AFC honors from Sporting News at tackle . . . rare double was a tribute to his versatility and unselfishness in shifting to left tackle in fifth game . . . he moved back to his old spot when left guard Ed Newman injured knee, and Kuechenberg finished with eight starts at guard and seven starts at tackle . . . severely sprained ankle caused him to miss start in ninth game . . . he and running back Delvin Williams were only Dolphins on All-NFL squad by Associated Press . . . "I'm certainly interested in being the best offensive tackle I can be," he says. "That's exciting to me. It's a point of personal pride" . . . he also centers on punts and placekicks . . . he has played in 117 games (129 including playoffs) and has started 124 games including playoffs since he replaced injured Maxie Williams in ninth game of 1970 rookie season . . . he made remarkable recovery from broken back in 1977 (two fractures of transverse process), sustaining injury Aug. 13 and returning to starting lineup for third game . . . he thus missed six starts including last four games of 1976 when he suffered bone chips in left ankle . . . he was starter in 1976 and 1979 Pro Bowls and he earned All-NFL honors from Newspaper Enterprise Association in 1975 . . . tremendous strength, more than 400 pounds in bench press . . . most unique success story of "The Expendables," fitting description for five castoffs who formed Miami's superb offensive line in Super Bowls . . . fourth-round draftee by Philadelphia, 80th player in 1969, he faulted himself for being cut by Eagles . . . he was placed on taxi squad by Atlanta, then cut a week later . . . he played seven games (five without pay) with 1969 Chicago Owls of semipro Continental League and was selling business forms when signed as free agent by Dolphins in 1970 . . . in 1973 he was excluded from Pro Bowl when 12 Dolphins were selected, but he neutralized All-Pro tackle Alan Page of Minnesota in Super Bowl VIII victory . . . one month earlier, he had broken left forearm at Baltimore but returned to lineup in two weeks . . . steel rod which was inserted in arm is now his souvenir swizzle stick . . . he alleviated manpower shortage in 1974 by starting three games at left tackle . . . his former offensive line coach Monte Clark said, "He's the kind of guy you'd like to have with you in a foxhole" . . . he was Notre Dame's outstanding defensive lineman in 1968 while also playing offensive tackle . . . born Robert John in Gary, Ind., one of nine children, and raised in Hobart, Ind. . . he rode in gunnysack on dad's back for rodeo clown act, and dad was Human Cannonball before Kooch was born . . . he played head-to-head against older brother Rudy on special teams in 1970 game against Cleveland . . . B.A. in economics . . . he owns Interior Arts Inc. selling oil paintings and he travels to Middle East as director of sports marketing for National Airlines . . . he and wife Marilyn live in Coral Gables . . . he has two sons, Bryan (6-23-71) and Erik (3-10-73), by a previous marriage.



## ERIC LAAKSO

Guard/Tackle

68

6-4, 265  
2nd Year  
Born Nov. 29, 1956

Tulane  
(D4b, 1978)

He provided valuable relief for Dolphins' injury-wracked offensive line in 1978, and as rookie, he gave hint of promising future . . . he learned guard and tackle duties, and when right guard Larry Little was sidelined by knee and ankle injuries, Laakso was starter in playoff against Houston . . . he is only player in Dolphin history whose first starting assignment came in playoff game . . . coaches didn't inform him of starting nod until day of game to reduce inevitable jitters . . . he also filled in at right tackle and toiled on special teams . . . good speed and body control even at 265 pounds . . . fourth-round draftee, 106th player in 1978 . . . he was honorable mention All-American at Tulane and earned All-South Independent honors . . . born Eric Henry in New York, he starred in football and track at Killingly High in Danielson, Ct. . . . father was soccer player in Finland . . . name pronounced LOCK-so . . . B.S. in geology.



## JIM LANGER

Center

62

6-2, 257  
10th Year  
Born May 16, 1948

South Dakota St.  
(Waive, 1970)

The paragon of NFL centers, he has flawless technique and lumberjack strength . . . consensus All-Pro from 1973 to 1977, he has been a Pro Bowl starter five times in six trips for Dolphin record . . . his intelligence and quickness are assets in blocking intricacies, and he extols team concept . . . "Your offensive line has to be a close-knit group," he says. "You've almost got to think as one person." . . . his diligent work has resulted in Dolphin record 108 consecutive starts (including 8 playoff games) since winning starter's role in 1972 from three-time Pro Bowl center Bob DeMarco . . . he has played in 132 consecutive games (including 12 playoff games) since coming off taxi squad in 1970 . . . South Florida media voted him team's Most Valuable Player in 1975 although he insisted "They should have given it to the whole offensive line" . . . he has submitted twice to surgery, removing cartilage from right knee (1976) and left knee (1979) . . . he is one of five Dolphins who top 400 pounds in bench press . . . his durability is especially remarkable since centers have to cope with nose tackles in popular 3-4 defenses . . . he was classy enough to describe 1978 All-Pro selection of Mike Webster as "just reward" for Pittsburgh Steelers center . . . he was free agent guard with Cleveland in 1970 and was claimed on waivers by Dolphins . . . he was valuable reserve for two seasons, playing four different line positions Nov. 29, 1971 against Chicago . . . "I think everybody in the NFL acknowledges Jim Langer as the finest center ever to play the game," Coach Don Shula

says . . . he projects learning attitude, one of "professionalism, the no-frills approach," Shula says. "He goes to work, and other people see what work can produce" . . . he tied for second place in 1976 coaches' poll for NFL's best offensive lineman . . . he snaps football right-handed although he was southpaw who relied on knuckleball in posting 13-1 pitching record at South Dakota State . . . football captain and middle linebacker for Jackrabbits . . . born James John in Little Falls, Minn., and raised in Royalton, Minn., where he lives with wife Lynda and four children — sons Tracy (10-31-68), Craig (11-26-75) and Russell (12-10-78) and daughter Carrie (2-16-71) . . . his wife was watching Dolphins defeat Oakland at Orange Bowl when she was rushed to hospital to deliver fourth child . . . B.S. in economics . . . he is an avid outdoorsman and owns 45-acre farm five miles outside Royalton where only daily traffic is mailman's truck.



## LARRY LITTLE

Right Guard

66

6-1, 265  
13th Year  
Born Nov. 2, 1945

Bethune-Cookman  
(Trade, 1969)

His giant stature matches a giant tradition of blocking excellence as the Dolphins' most celebrated lineman . . . an intimidator on sweeps, he was sledgehammer to the Dolphins' powerful running game in three consecutive Super Bowl seasons . . . six times he has earned All-Pro distinction from Pro Football Writers (1971-72-73-74-75-77) and he has won the honor five times from Associated Press . . . he merited All-NFL second-team honors in 1978 from Newspaper Enterprise Association . . . he has started three times in four Pro Bowl appearances, last time for 1974 season . . . native Floridian was first Dolphin player inducted into Florida Sports Hall of Fame on March 6, 1978 . . . "I rank this higher than any of the other honors I have gotten," he said . . . NFL Players' Association voted him the outstanding player representative in 1978 . . . he has missed only four starting assignments in last 152 games (including 12 playoff games) and his 150 games in Dolphin uniform are approaching team record 160 games by punter Larry Seiple from 1967 to 1977 . . . one of his four missed starts came at coach's request to rest an injured shoulder in 1973, another with sprained knee in 1977 . . . he sprained knee and ankle in 1978 finale against New England and missed playoff game . . . sore ankle caused another missed start at Baltimore in 1978 . . . he had surgery on left ankle March 19 . . . he is aiming for 13th season and he contends, "Experience compensates for age. It doesn't matter so much how old you are as long as you play together" . . . he has played right tackle (four starts in 1976) during injury crunch . . . National 1,000-Yard Club in Appleton, Wis., named him NFL's outstanding blocker in 1972 after Dolphins gained NFL-record 2,960 yards in perfect season . . . he was named AFC's outstanding offensive lineman three times (1970-72) by Players' Association . . . he signed for \$750 bonus as free agent for San Diego in 1967, started for Chargers in 1968 and was traded July 2, 1969 ironically for high school teammate Mack Lamb, a Dolphin cornerback . . . he missed first two Dolphin games with knee injury but quickly

won berth in AFL All-Star Game in 1969 . . . in his fourth season as Coach Don Shula arrived in 1970, Little shed 20 pounds to 265 and matured into solid pro . . . born Larry Chatmon in Groveland, Ga., and raised in Miami . . . he played at Booker T. Washington High and then as two-way tackle at Bethune-Cookman . . . teammates call him "Chicken" after his favorite food, and he invited O.J. Simpson to dinner for mother Ida's home-cooking on eve of Simpson's 203-yard day against 1976 Dolphins . . . he is listed in Who's Who in Black America and he holds an honorary doctorate of humanities from Biscayne College in 1972 . . . he launched Gold Coast Summer Camp for underprivileged kids in 1970, begun on South Miami Beach with tents and cots . . . it now serves 300 youngsters in free two-week camp at Florida Memorial College and is supported by \$30,000 United Way grant . . . he and wife Rosie live in Miami with their daughter Damita (8-11-78) . . . his younger brother David is All-America candidate as junior linebacker at University of Florida . . . he has B.A. in sociology.



## BOB MATHESON

Linebacker

53

6-4, 235  
13th Year  
Born Nov. 25, 1944

Duke  
(Trade, 1971)

The elder statesman among NFL linebackers, he remains a crunching tackler and viable part of Dolphins' defensive scheme . . . his 179 games in NFL are most among Dolphin graybeards, five more than Larry Little, and he has competed in 15 playoff games . . . his impact on pro football was having "53 Defense" named after him, causing widespread use of the 3-4 alignment where blitzing linebackers join three-man line in pass rush . . . that defense carried Dolphins to three consecutive AFC championships and triumphs in two Super Bowls . . . it was named not only for Matheson's jersey number but also for creating five short zones and three deep zones in pass coverage . . . he had career-high 130 tackles (73 initial hits) after moving to inside linebacker in 1977, and he started first four games of 1978 until suffering two fractures of transverse process in lower back Sept. 24 . . . he had 12 tackles and quarterback sack in victory over Buffalo the previous week . . . he was sidelined for four games and was used in situation defense . . . only other time in 12-year career he was idled by injury was 1976 with torn calf muscle for three games . . . "I make it a point not to get out of shape," he says. "I'm more emotional than our younger players — I've always been like a kid out on the field when we are winning" . . . he led team in tackles in 1974 with 103 stops when he started last six games and AFC playoff for injured Swift . . . he was voted Dolphins' outstanding linebacker in 1975 with 109 tackles on weakside, and he moved to strongside in 1976 when Swift retired for medical school . . . he shared time with Mike Kolen in 1977 until knee injury stopped Kolen in sixth game, and Matheson started remaining eight games . . . Dolphins acquired him Sept. 1, 1971 from Cleveland for second-round choice . . . first-round draftee by Cleveland, 18th player in 1967 . . . his 11 career interceptions include a 34-yard return at Cleveland in 1976 and a 29-yard return against Oakland in 1973 AFC Championship game . . . he played four seasons at middle

linebacker for Browns including 1970 shutout of Dolphins . . . born Robert Edward in Boone, N.C., he helped Appalachian High win state championship with two unbeaten seasons . . . All-America at Duke in 1966 with school record for tackles . . . he and wife Pam (married 6-17-67) live in Hollywood, Fla., with sons Todd (8-19-70) and Drew (8-24-73) and daughter Jill (1-21-77) . . . he is excellent golfer but not as lucky as Pam, who shot hole-in-one at Orange Brook Country Club in June 1975 . . . B.A. in psychology . . . he and Dolphin quarterback Don Strock own adjacent lime groves in South Dade . . . he earned real estate license in 1979 offseason.

### MATHESON'S STATISTICS

	G	Tack.	Asst.	Total	Opp. Fum.	QB Sack	Int.	Yds.
1967-70	55	—	—	—	4	—	4	55
1971	14	42	17	59	1	—	—	—
1972	14	38	30	68	—	2½	—	—
1973	14	41	29	70	—	3	—	—
1974	14	71	32	103	1	3	1	10
1975	14	55	54	109	—	2	3	32
1976	13	47	43	90	—	1	2	34
1977	14	73	57	130	2	2	1	7
1978	12	27	14	41	—	1½	—	—
<b>TOTALS</b>	<b>164</b>	<b>394</b>	<b>276</b>	<b>670</b>	<b>8</b>	<b>15</b>	<b>11</b>	<b>138</b>

Additional — Kickoff Returns: 1-0 in 1969; 2-21, long 14 in 1970; 3-32, long 16 in 1971; 2-34, long 17, in 1972; 5-65, long 22 in 1974. Fumbles/Lost: 1-1 in 1974. Blocked Punt 11-11-73 vs. Baltimore.



## LOAIRD McCREARY

Tight End

80

6-5, 227  
4th Year  
Born March 15, 1953

Tennessee St.  
(D2, 1976)

He has snared three touchdown passes while serving as utilityman for three seasons, primarily as blocker in short-yardage situations with double-tight end . . . as backup to Andre Tillman, he has seven receptions for 88 yards and has played in 45 consecutive games . . . he excelled on special teams in 1978 with 20 tackles (17 initial hits), utilizing his speed on kick coverage . . . he caught first TD pass by rookie quarterback Guy Benjamin, a 10-yard hookup against New York Jets . . . he also grabbed 5-yard TD in victory at San Diego . . . as rookie, he had 18 tackles (8 initial hits) on special teams and caught passes for 21 and 30 yards in finale against Minnesota . . . second-round draftee, 49th player in 1976 . . . he caught 27 passes for 400 yards, four TDs in 1975 as offensive captain at Tennessee State . . . named to Black All-American team by Pittsburgh Courier . . . career totals of 56 receptions for 857 yards and six TDs . . . born Loaird Arthur in Crawfordville, Ga., he was leading basketball scorer at Walter M. George High in Atlanta . . . bachelor lives in Atlanta.

### McCREARY'S STATISTICS

	G	No.	Yds.	Avg.	TD	Long
1976	14	2	51	25.5	0	30
1977	14	2	10	5.5	1	9
1978	16	3	27	9.0	2	12
<b>TOTALS</b>	<b>44</b>	<b>7</b>	<b>88</b>	<b>12.6</b>	<b>3</b>	<b>30</b>

Additional — Kickoff Return 30 yards 12-5-77 vs. Baltimore.



## NAT MOORE

Wide Receiver

89

Florida  
(D3, 1974)

5-9, 180  
6th Year  
Born Sept. 19, 1951

His uncanny moves and great acceleration have freed him for more touchdown catches (22) than any NFL receiver in the past two seasons . . . a pickpocket near the goal line on quick-slant patterns, he grabbed league-leading 12 TD passes as All-Pro in 1977 and 10 TDs last season . . . "You have to get him the football and he'll make good things happen," quarterback Bob Griese says . . . great consistency and durability, he has paced Dolphin receivers for five consecutive years while mounting totals of 210 catches for 3,346 yards and 32 TDs . . . he should possess all three Dolphin career records by end of September . . . he owns Dolphin single-season records of most TDs (13) and most TD catches (12) in 1977 . . . that prompted All-NFL recognition from Associated Press and Pro Football Writers and All-AFC honors from three others . . . most memorable effort was three-TD spectacular at San Francisco in 1977 when he scored on 32-yard screen pass as halfback, 19-yard run on flanker reverse and 73-yard takeoff pass after faking curl pattern . . . "The most versatile athlete in professional football today," Coach Don Shula certifies . . . he also caught five TD passes in 1977 and 1978 victories over St. Louis including a 46-yard bomb that broke a third-quarter tie last season . . . his best outing in 1978 was seven catches for 75 yards against Washington . . . shoulder injury dogged him early in 1978 . . . he has had six 100-yard games (two each in 1975, 1976 and 1977), and in last two seasons, he has exactly 100 catches for 1,411 yards . . . he was big threat as third-down Dolphin receivers even as rookie in 1974 with 37 catches for 605 yards, and he won game ball at San Diego when he ignited comeback with 26-yard catch, 12-yard TD and 27-yard punt return . . . he exploded 89 yards for TD on opening kickoff in 1974 playoff at Oakland, and he has impressive 27.2-yard average on kickoff returns (37 for 1,007 yards) . . . a competitor who shrugs off injury, in 1975 he was bothered by sprained toe, groin pull and bruised sternum so that he missed a week's practice but then caught six passes for 89 yards and TD in victory over Philadelphia . . . only injury absence was last five games of 1975 with broken left leg . . . third-round draftee, 78th player in 1974 . . . he won Tommy Fitzgerald Memorial Award and outstanding rookie in training camp when he snagged TD passes of 73 and 67 yards in his first preseason game . . . he was freshman dropout at Tennessee-Martin and played basketball at Miami-Dade Community College South where coach touted him to University of Florida . . . he starred in 1972 for Gators with 845 yards rushing and 25 receptions for 351 yards . . . injuries jinxed him as senior, and after Dolphins drafted him, he underwent knee surgery in May 1974 . . . born Nathaniel in Tallahassee, raised in Miami, he was All-City running back at Edison High in 1969 . . . he and wife Patricia live in North Miami with daughters Trellanee (3-30-70) and Natalie (11-3-77) . . . he is producer of "Jimmy G. International DJ's," a disco group.

## MOORE'S STATISTICS

G	RUSHING				RECEIVING					
	Att.	Yds.	TD	LG	No.	Yds.	Avg.	TD	LG	
1974	13	3	16	0	15	37	605	16.4	2	48
1975	14	8	69	0	36	40	705	17.6	4	79t
1976	10	4	35	0	21	33	625	18.9	4	67t
1977	14	14	89	1	24	52	765	14.7	12	73t
1978	16	4	-3	0	3	48	646	13.5	10	47
<b>TOTALS</b>	<b>67</b>	<b>33</b>	<b>206</b>	<b>1</b>	<b>39</b>	<b>210</b>	<b>3346</b>	<b>15.9</b>	<b>32</b>	<b>79t</b>
<b>Playoffs</b>	<b>2</b>	<b>1</b>	<b>7</b>	<b>0</b>	<b>7</b>	<b>4</b>	<b>68</b>	<b>17.0</b>	<b>0</b>	<b>23</b>

FC	PUNT RETURNS				KICKOFF RETURNS						
	No.	Yds.	Avg.	TD	LG	No.	Yds.	Avg.	TD	LG	
1974	0	9	136	15.1	0	42	22	587	26.7	0	40
1975	2	8	80	10.0	0	29	9	243	27.0	0	42
1976	3	8	72	9.0	0	23	2	28	14.0	0	28
1977	1	1	11	11.0	0	11	(NONE)	(NONE)	(NONE)	(NONE)	(NONE)
1978	6	26	299	11.5	0	42	33	858	26.0	0	42
<b>TOTAL</b>	<b>1</b>	<b>3</b>	<b>29</b>	<b>9.7</b>	<b>0</b>	<b>24</b>	<b>4</b>	<b>149</b>	<b>37.3</b>	<b>1</b>	<b>89t</b>
<b>Playoffs</b>											

Additional — Fumbles/Lost: 1-1 in 1974, 1-0 in 1975, 1-1 in 1976, none in 1977 and 1-0 in 1978 for totals 4-2. Recovered Dolphin Fumble: one in 1974, 1975 and 1977. Passing: 1 for 1, 31 yards, 11-24-74 at NY Jets.



## ED NEWMAN

Left Guard

64

Duke  
(D6, 1973)

6-2, 245  
7th Year  
Born June 4, 1951

His patient quest for a starting position not only merited nine starts in 1978 but also precipitated the permanent switch of All-Pro guard Bob Kuechenberg to tackle in 1979 . . . a scythe of a blocker when leading sweeps, he tops Dolphin linemen in speed and strength . . . he has title of all-time strongest Dolphin with almost 500 pounds in bench press, and he can do a half-dozen repetitions of 400 pounds without a spotter . . . "It's helpful because I can stand a guy up and manipulate him, just like bench pressing," he says of his devotion to weightlifting . . . he started one game at right guard for injured Larry Little, and when left tackle Wayne Moore sprained knee, the Kuechenberg-Newman tandem on left side was formed for 5th through 12th games . . . Newman had played in 83 consecutive games (including 4 playoff games) and started 25 games before he tore medial collateral ligament in left knee Nov. 20 at Houston and was lost for the season . . . in nine games he started in 1979, Dolphins averaged 27.5 points . . . his obsession for physical conditioning sprang from his courageous bout with cancer in 1975 . . . malignant tumor on thyroid gland required two throat operations in January 1975, and tough regimen of weightlifting, distance bicycling and swimming restored his strength . . . "I'm no medical hero," he says, "but I think people can overcome problems with determination" . . . his first starting assignment had been 1973 finale when Little rested injured shoulder . . . in 1974 he started four games when Kuechenberg subbed for Moore at left tackle — the same circumstances which put him in lineup four years later . . . he toiled four games at each guard position in 1976 when injuries forced adjustments, and in 1977 he started two games at left guard when Kuechenberg was recovering from back injury and another at right guard when Little had



sprained knee . . . sixth-round draftee, 156th player in 1973 . . . he and Darryl Carlton (9 starts in 1975-76) are only offensive linemen drafted by Dolphins in last decade to win starting jobs . . . Newman was All-Atlantic Conference guard and defensive tackle at Duke University and twice won ACC heavyweight wrestling title . . . born Edward Kenneth in New York, he played at Syosset High . . . B.S. in psychology . . . he and wife Cathy (married 1-23-77) live in Miami with their infant daughter Stephani (3-26-79) . . . he has a cat named "Monte Clark" . . . he works in sales program for Ryder Truck Lines.



## RALPH ORTEGA

Linebacker

54

6-2, 220  
5th Year  
Born July 5, 1953

Florida  
(Trade, 1970)

An intense competitor and shattering tackler, he fulfilled longtime dream when he was acquired by Dolphins in April 22 trade with Atlanta Falcons for a third-round draft choice . . . fifth-year pro will have opportunity to play in front of the Cuban exile community he proudly represents . . . moreover he could bolster a respected Dolphin linebacker corps with his speed . . . he was listed Physically Unable to Perform upon reporting to 1979 training camp after May 24 surgery to repair ligaments and remove cartilage from right knee . . . *el solo jugador Cubano* in the National Football League, he was instrumental as middle linebacker in Falcons' defense allowing modern NFL record of fewest points (129) in 1977 . . . he called defensive signals as successor to former All-Pro Tommy Nobis, and he collected 144 tackles (63 initial hits) to rank third on club . . . he intercepted four passes for 15 yards, and he scored decisive touchdown with a 14-yard fumble recovery Nov. 13, 1977 against Detroit . . . his five fumble recoveries tied Falcon record, and he had one quarterback sack . . . he had played outside linebacker in first two seasons, primarily as substitute in passing situations, and he started four games in 1976, which was final season for Nobis . . . a contract dispute in 1978 was one of reasons he left Falcons' camp in Greenville, S.C., for one week in July . . . he lost his starting position to Robert Pennywell and became free agent Feb. 1 . . . he missed only one game in 60 over four seasons with Falcons, who lost to Dallas, 27-20, in NFC playoffs last season . . . second-round draftee, 29th player in 1975 . . . he and Dolphin safety Neal Colzie were teammates at Coral Gables High under Coach Nick Kotys when Cavaliers posted 11-0 and 9-2 records in 1969 and 1970 . . . Ortega earned All-America honors from Sporting News in 1974 at Florida after accumulating 387 tackles and forcing 14 fumbles in three seasons with Gators . . . he wore No. 55 throughout high school, college and four years with Falcons . . . born in Havana, Cuba, his father Jose served in Cuban legislature under President Fulgencio Batista . . . Ortega family was vacationing in Canada when Fidel Castro overthrew government Jan. 1, 1959, so they never returned to Cuba . . . Ralph was 9 when he began playing football at Coral Gables Youth Center . . . he was teammate of Dolphin wide receiver Nat Moore on 1973 Gators who posted 7-4 record . . . he was

state champion with 171-2 in discus throw . . . he and wife Joanne (married 6-14-75) became parents of twin daughters Jacqueline Ann and Jennifer Leigh on June 28, 1979 on same day he had cast removed from surgical knee . . . B.S. in business management . . . he has not acquired U.S. citizenship.



## WALLY PESUIT

Guard/Center

65

6-4½, 250  
3rd Year  
Born March 4, 1954

Kentucky  
(FA, 1976)

Another of the '400 Club' strongmen in Dolphin offensive line, he can fill in at guard, center or tackle . . . he was slam-bam performer on special teams in 1977 and 1978 after signing with Dolphins as free agent Dec. 7, 1976 . . . he hoisted 435 pounds in bench press upon reporting to training camp . . . aggressive blocker with good mobility . . . he started two games at left tackle in 1977 preseason and worked as backup center in 1978 . . . fifth-round draftee by Dallas, 151st player in 1976 . . . Cowboys waived him in September after tryout as defensive tackle . . . he played one game with Atlanta and joined Dolphins one month after Falcons released him . . . he was football captain at Kentucky and a champion wrestler and all-state lineman at Wintersville High in Steubenville, Ohio . . . born Walter George in Steubenville . . . he and wife Lee (married 3-3-79) live in Steubenville.



## BO RATHER

Wide Receiver

85

6-1, 183  
7th Year  
Born Oct. 7, 1950

Michigan  
(FA, 1978)

He was productive receiver in four full seasons with Chicago Bears, and now in his second stint in Miami, his experienced hands give Dolphins a dependable reserve . . . he started 24 consecutive games for Bears in 1974 and 1975, and his 39 catches for 685 yards paced the club in 1975 . . . originally fourth-round draftee by Dolphins, 104th player in 1973 . . . he earned Tommy Fitzgerald Memorial Award as outstanding rookie in training camp, and he served on special teams for defending Super Bowl champions . . . he was traded to Bears Sept. 10, 1974 for a fifth-round choice in 1976 which was eventually upgraded to a third-round pick in 1977 . . . his longest touchdown catch was 59-yarder Oct. 13, 1974 at Atlanta when he had six receptions for 114 yards . . . he also had four catches for 123 yards Dec. 7, 1975 against Detroit and six catches for 113 yards Oct. 2, 1977 against New Orleans . . . hyperextended right knee limited him to two starts in 1976, and he had nine starts in 1977 . . . in 1975 Miami-Chicago clash, he caught six passes for 90 yards but Dolphins swept to 46-13 victory . . . he was waived by Bears in October 1978 and signed as free agent Nov. 7 after Dolphins waived linebacker Larry Ball . . . he snagged 39-yard pass at Houston, his only

catch for Dolphins . . . he was second-leading receiver at Michigan in 1972 with 15 catches for 197 yards and two TDs . . . born David Elmer in Sandusky, Ohio, where he was high school champion in long jump . . . B.A. in speech education . . . nicknamed "Bo" by his grandmother.

### RATHER'S STATISTICS

	G	No.	Yds.	Avg.	TD	Long
1973 Miami	6			(NONE)		
1974 Chicago	13	29	400	13.8	3	59t
1975 Chicago	14	39	685	17.6	2	54
1976 Chicago	9	5	33	6.6	0	7
1977 Chicago	13	17	294	17.3	2	42
1978 Chicago	1	1	16	16.0	0	16
1978 Miami	3	1	39	39.0	0	39
<b>TOTALS</b>	<b>59</b>	<b>92</b>	<b>1467</b>	<b>15.9</b>	<b>7</b>	<b>59t</b>
Playoffs	1			(NONE)		

Additional — Rushing: 2-10, long 14, in 1974; 4-24, long 18, in 1975; 1-4 in 1976; 2-8, long 10, in 1977, none in 1978. Totals: 9-46, long 18. Kickoff Return: 1-6 in 1975. Passing: 0 for 1 in 1974. Recovered Opponent Fumble in 1978. Fumbles: 2 in 1975, one in 1977.



### EARNEST RHONE

Linebacker

55

6-2, 222  
4th Year

Henderson, Ark.  
(FA, 1975)

Born Aug. 20, 1953

His remarkable recovery from surgery on both knees in consecutive seasons was proof of tenacity of quick-hitting linebacker . . . an inspiring success story by 1975 rookie free agent when he was overlooked in a 17-round draft two years before draft was trimmed to 12 rounds . . . Dolphins even tore up his contract with a year remaining on it and gave him a raise in 1977 . . . he collected 13 tackles against St. Louis in lone 1978 start when injuries decked Steve Towle and Bob Matheson . . . he intercepted two passes including a deflected pass on final play of 28-21 triumph at San Diego . . . he also recovered fumbled punt to set up Dolphins' lone touchdown in playoff against Houston . . . he had torn ligaments in left knee Oct. 9, 1977 at Baltimore and was placed on injured reserve for second straight year . . . he had successfully rehabilitated right knee after it had ligament damage in preseason game at Tampa Bay in 1976 . . . "It's like if you were a chubby kid and all the others went out and played and you were always the last one chosen," he described 1976 and 1977 on injured reserve . . . he played extensively at weakside linebacker in last four games of 1975 and produced 15 tackles (10 initial hits) against Buffalo . . . he made diving interception against New York Jets and grabbed a deflected pass at Chicago in 1975 . . . unheralded arrival from Henderson (Ark.) State impressed coaches with shuddering hit in goal-line drill in July 1975 . . . "It goes to show that when a guy walks in the door, whether he's a free agent or a No. 1 draft choice, he has an equal shot," Coach Don Shula says . . . he was NAIA All-American at Henderson when Reddies reached national title game against Texas A&I . . . born Earnest Calvin in Ogden, Ark., and raised on farm, he played at Rankin Street High in Ashdown, Ark. . . bachelor lives in Miami Lakes.

### RHONE'S STATISTICS

	G	Tack.	Asst.	Total	Opp. Fum.	QB Sack	Int.	Yds.
1975	14	41	29	70	—	—	—	—
1976				(INJURED RESERVE)	1	—	2	2
1977	4	4	2	6	—	—	—	—
1978	16	25	21	46	—	—	2	4
<b>TOTALS</b>	<b>34</b>	<b>70</b>	<b>52</b>	<b>122</b>	<b>0</b>	<b>1</b>	<b>4</b>	<b>6</b>

Playoffs — Fumble Recovery 12-24-78 vs. Houston.



### GEORGE ROBERTS

Punter

4

6-0, 172  
2nd Year

Virginia Tech  
(FA, 1978)

Born June 10, 1955

He answered emergency call only five days before Dolphins' opener in 1978, and rookie free agent responded with booming 40.3-yard average on 81 punts . . . left-footed kicker ranked fifth in the NFL with a 34.3-yard net punting average . . . he displayed great ability to punt under pressure when he scrambled after a high, errant snap and smacked 39-yard punt while on run against San Diego . . . his 48.6-yard average (5 punts for 243 yards) in playoff against Houston was second-best game performance in Dolphin history . . . he had 22 punts which terminated inside opponent's 20-yard line and none of his punts was blocked . . . "A fine athlete, he gets the ball away in a hurry," Coach Don Shula says, "and he'll get better with more experience" . . . he had net average of 42 yards against Buffalo Sept. 17 after 4-186 (46.5) with a 59-yard boot, and hit 7-292 (41.7) with punt downed at one-yard line at Washington . . . that was sweet highlight for Roberts, who was waived by Redskins in August after averaging 42.2 yards on 9 punts in preseason . . . he reported to Minnesota training camp when Dolphins contacted him and steered him to Miami . . . Dolphin punters Larry Seiple and Mike Michel both suffered knee injuries in preseason finale at Tampa Bay . . . he was walk-on punter at Virginia Tech in spring 1976, and he set school records of 41.5 and 42.1 yards in consecutive years . . . he had 60 punts for 2,525 yards, long 65, as senior . . . born George William in Lynchburg, Va., he was kicker and receiver at E. C. Glass High . . . B.A. in urban affairs.



### BOB SIMPSON

Defensive Tackle

70

6-5, 250  
2nd Year

Colorado  
(FA, 1978)

Born March 29, 1954

He proved third time's a charm in 1978 when rangy lineman earned a spot on Dolphin roster after unsuccessful bids in Miami (1976) and Seattle (1977) . . . he played in five games and aided shutout at Baltimore by sacking quarterback Bill Troup for 26-yard loss at Colts' one-yard line . . . it was most yardage lost on a QB sack in Dolphin history . . . he was clipped while covering kickoff against St. Louis, and he required surgery for torn ligaments in right knee . . . in his

1976 tryout with Dolphins, he spent three scrimmages as offensive lineman at 235 pounds before returning to defense . . . he survived until final cut as linebacker at Seattle in 1977 . . . eighth-round draftee, 230th player in 1976 . . . he was two-year starter at defensive tackle and one of four Colorado captains for 9-2 team . . . he had 98 tackles (40 initial hits) . . . born Robert Morris in Bloomington, Ill., he was track standout as shot putter at Arapahoe High in Littleton, Colo. . . bachelor lives in Miami Lakes.



## GERALD SMALL

Cornerback

48

5-11, 187

2nd Year

Born Aug. 10, 1956

San Jose State

(D4a, 1979)

His alertness and sudden-strike capability were demonstrated by four interceptions for whopping 157 yards in three December games of 1978, and it earned him Rookie of the Year honors on Dolphins . . . he was elevated to starting lineup at right cornerback for stretch run, and Dolphins allowed only nine points in three straight triumphs . . . fastest of Dolphins at 4.5 seconds in 40-yard dash . . . he jetted 46 yards for clinching touchdown against Oakland after ball ricocheted off chest of Raiders' Cliff Branch, and he swept 39 yards with a theft when ball was jarred from grasp of Raiders' Ray Chester . . . he sniffed out flea-flicker pass and intercepted near goal line before 32-yard return at Washington, and he dashed 40 yards from his one-yard line with interception against New England . . . "He's one of the best athletes to come around here in a long time," Coach Don Shula said after second week of training camp in which Small earned Tommy Fitzgerald Memorial Award. "He can run with any receiver who comes his way" . . . he collected 33 tackles (25 initial hits) and twice recovered fumbled punts . . . he also started 1978 opener and played extensively as fifth defensive back in 'nickel' defense . . . fourth-round draftee, 93rd player in 1978 . . . he was rated a first-round pick until he missed five games as senior at San Jose with separated left shoulder . . . 12 career interceptions for 239 yards — a 19.9-yard average . . . as sophomore he pilfered seven passes for 104 yards and two TDs, and Spartans were 9-2 in 1975 when Small and Dolphin linebacker Kim Bokamper were teammates . . . three-time All-Pacific Coast Athletic Association choice, he played in Senior Bowl and East-West Shrine . . . born Gerald David in Washington, N.C., he played quarterback at Desert High, Edwards Air Force Base, Calif. . . bachelor lives in San Jose.



## DON STROCK

Quarterback

10

6-5, 220

6th Year

Born Nov. 27, 1950

Virginia Tech

(D5, 1973)

He propelled the Dolphins to a contender's 5-2 start in 1978 and qualified as the bullpen ace of the NFL . . . a calm, confident leader with a powerful arm, he ranked third among AFC passers at the time starter Bob Griese recovered from knee injury . . . he drilled 10 touchdown passes and completed 65 of 125 passes in those 6½ games . . . his finest performance

was 13-of-20 accuracy for 151 yards and three TDs in 42-0 rout at Baltimore, earning game ball for third time in career . . . "We have confidence in Don, and he has delivered for us when he's played," Coach Don Shula says . . . he threw TD passes for seven different receivers while finishing with 53.3 per cent marksmanship (72 of 135) and 12 scores . . . he flipped seven-yard TD pass to Vern Den Herder on fake field-goal attempt Oct. 29 against Baltimore . . . he possesses a 7-3 mark as the "pitcher of record" with 11 starts for Dolphins . . . he added duty as holder for place kicks in 1978 and he is backup punter although he hasn't kicked since 1976 preseason game at New Orleans . . . in his first NFL start, he was called in 12th game of 1975 when injuries had sidelined Griese and Earl Morrall, and Strock pegged 11 straight completions in 12-of-15 effort with two TDs in 31-21 victory over Buffalo . . . he also swept four yards for TD and ran 13-yard naked reverse to set up field goal in his debut . . . he gained 18 yards on QB draw in overtime loss at Baltimore with 1975 AFC East title at stake . . . his only starting assignment in 1976 was 219-yard, two-TD output against Buffalo for 45-27 triumph . . . fifth-round draftee, 111th player in 1973 . . . he spent 1973 season on taxi squad after leading nation in passing at Virginia Tech . . . he completed 228 of 427 passes for 3,243 yards and 16 TDs, 27 interceptions in 1972 as Gobblers posted 6-4-1 record . . . he completed 34 of 53 passes for 527 yards against Houston . . . outstanding offensive player in Blue-Gray game . . . fifth QB drafted in 1973 after Bert Jones, Gary Huff, Gary Keithley and Ron Jaworski . . . his older brother Dave led nation with 15 field goals for Virginia Tech in 1972 . . . born Donald Joseph and raised in Pottstown, Pa., where he starred at Owen J. Roberts High . . . B.S. in distributive education . . . he and his wife Debby were married Feb. 17, 1979.

### STROCK'S STATISTICS

	G	Att.	Comp.	Pct.	Yds.	Int.	TD	Tkld.	LG
1973									
1974	1	0	0	0.0	0	0	0	0/0	—
1975	6	45	26	57.8	230	2	2	3/29	25
1976	4	47	21	44.7	359	2	3	4/41	53t
1977	4	4	2	50.0	12	1	0	0/0	9
1978	16	135	72	53.3	825	6	12	9/73	57
<b>TOTALS</b>	<b>31</b>	<b>231</b>	<b>121</b>	<b>52.4</b>	<b>1426</b>	<b>11</b>	<b>17</b>	<b>16/143</b>	<b>57</b>

Additional — Rushing: 1-(-7) in 1974; 6-38, long 18, one TD in 1975; 2-13, long 11, one TD in 1976; 10-23, long 12, no TD in 1978. Totals: 19-67, long 18, avg. 3.5, 2 TDs. Fumbles/Lost: 1-0 in 1975, 1-0 in 1976, 3-2 in 1978 for total 5-2. Recovered Dolphin Fumble in 1975 and 1978.



## NORRIS THOMAS

Cornerback

41

5-11, 175

3rd Year

Born May 3, 1954

Southern Miss

(D9, 1976)

The blasting cap in the Dolphin secondary, he has built a reputation as a crunching hitter and alert pass defender . . . he owns Dolphin record for tackles by a cornerback with 95 and 93 in two seasons as starter on left side . . . his 53-yard interception return for touchdown Sept. 10, 1978 at Baltimore was first Dolphin TD on interception in five years . . . he and Washington cornerback Joe Lavender were only NFL defenders wearing glasses in 1978, and Thomas suffered seven-stitch gash over right eye when his "shatterproof" lens

was split by a ballcarrier's elbow in 1978 preseason game . . . he wore contacts in college, but eye irritation caused him to switch to glasses as Dolphin rookie . . . he earned NFL All-Rookie honors in 1977 with 10 starts after Tim Foley was shifted to strong safety . . . he has broken up 25 passes over two seasons, most on club . . . most memorable was his first jolt — an end-zone collision with Buffalo's Bob Chandler that denied TD and left both men dazed in 1977 opener . . . he blocked a punt by San Diego's Jeff West to set up touchdown at San Diego in 1978, and his fumble recovery in fourth quarter preserved triumph over Dallas . . . as a rookie, he had end-zone fumble recovery against Baltimore when he and fullback Leroy Harris (77-yard TD run) were awarded game balls . . . "He can go as far as he wants to go," Coach Don Shula says, "and he wants to go to the top" . . . he wore Jake Scott's old No. 13 in 1977 preseason when his 29-yard interception TD aided victory at Dallas . . . ninth-round draftee, 257th player in 1976, he was "mentally unprepared" for rigors of training camp and he quit during first week . . . he completed B.S. in therapeutic recreation while working in mental hospital, then he was contacted by San Francisco in spring 1977 . . . he wrote to NFL and discovered Dolphins retained his contract rights . . . he was All-South Independent as three-year starter at Southern Mississippi where Oakland punter Ray Guy was a teammate in secondary . . . he had six career interceptions and played in Senior Bowl . . . nephew of former Kansas City cornerback Jim Marsalis . . . his brothers Lynn, junior cornerback, and Pappy, sophomore safety, are defensive backs at University of Pittsburgh . . . he and wife Yolonda live in Miami with their son Roderick (8-19-75)

#### THOMAS'S STATISTICS

	G	Tack	Asst.	Total	Opp. Fum.	Int.	Yds.
1977	14	67	28	95	2	3	23
1978	16	58	35	93	1	2	63
TOTALS	30	125	63	188	3	5	86



### ANDRE TILLMAN

**Tight End**

**87**

6-5, 230  
5th Year  
Born Nov. 1, 1952

Texas Tech  
(D2a, 1974)

He has emerged as the finest all-around tight end in Dolphin history, combining the blocking and receiving talents of the old Fleming-Mandich tandem of Super Bowl years . . . a steady, powerful blocker, he has started 58 consecutive games since wrestling job from Jim Mandich in third game of 1975 . . . he asserted himself as a receiving threat in 1978, getting more experience in third-down passing situations, with 31 catches for 398 yards and three touchdowns . . . he snagged 13-yard TD pass for Dolphins' only score in playoff against Houston . . . he tied Dolphin record for tight ends by catching eight passes for 89 yards and a TD at New England in quarterback Bob Griese's first start of 1978 . . . "He's come alive as a receiver," Coach Don Shula says . . . he had four receptions for 71 yards in triumph over Dallas . . . he possesses unusually large hands and great reach for difficult catches . . . he has fumbled only once in four seasons . . . his biggest TD was 15-yard effort on which he bulldozed two defenders in 1977 victory over Baltimore, and he streaked 37 yards for Griese's record sixth TD pass in 1977 rout at St. Louis . . . his steady improvement has come with fuller range of motion in

right leg, which required knee surgery in March 1974 . . . second-round draftee, 38th player in 1974 . . . he injured knee while lifting weights in July 1973 but he gained All-America honors as Texas Tech's leading receiver with 26 catches for 428 yards and five TDs . . . Red Raiders defeated Tennessee in Gator Bowl for 10-1 record . . . surgery was recommended after he reported to Dolphin rookie camp . . . born and raised in Dallas, he was defensive lineman at Hamilton Park High . . . bachelor worked with electronic security systems in Dallas during offseason.

#### TILLMAN'S STATISTICS

	G	No.	Yds.	Avg.	TD	Long
1974						
1975	14	5	60	12.0	0	16
1976	14	13	130	10.0	1	16
1977	14	17	169	10.0	2	37t
1978	16	31	398	12.8	3	33
TOTALS	58	66	757	11.5	6	37t
Playoffs	1	2	24	12.0	1	13t

Additional — Kickoff Return 1-0 in 1976. Fumbles/Lost: none in 1975, none in 1976, 1-1 in 1977, none in 1978.



### STEVE TOWLE

**Linebacker**

**56**

6-2, 233  
5th Year  
Born Oct. 23, 1953

Kansas  
(D6, 1975)

He puts sledgehammer force into every tackle, and he could become Dolphins' all-time leading tackler in 1979 . . . he uses great strength and explosive charge to repel goal-line thrusts, and he collected 15 tackles in 1978 triumph over New England when Dolphins made four goal-line stands . . . he had Dolphin record 217 stops in 1976 — 15.5 tackles per game — after he had set mark of 164 tackles as rookie . . . "The challenge is heightened in a goal-line situation," he says. "There's no room for error, because a man can fall forward a yard if you miss a tackle or even if you hit him a glancing blow. You have to knock him backward" . . . an intelligent and dynamic leader, he was voted team's Most Valuable Player in 1976 by South Florida media . . . he has 628 career tackles entering 1979, trailing only Bob Matheson with 670 stops . . . in the last two seasons, he has been involved in 10 fumbles, forcing five and recovering five others . . . his smacking style was evident in 1976 shutout of New York Jets when he jarred loose three fumbles . . . injuries pestered him in 1977 and 1978 . . . he missed three games and wore a cast on sprained right knee for 10 days in September 1978 . . . he bruised ribs and twisted right knee in 11th game of 1977 but he lined up for AFC East showdown with Baltimore only to suffer right shoulder separation after 18-yard fumble return, and he missed final two games . . . he had cartilage removed from left knee in January 1977 . . . he participated in 18 tackles in 1977 shutout at Buffalo, and he was awarded game ball in 17-5 triumph over New England . . . he has two interceptions including diving catch and 14-yard return against Baltimore in 1978 . . . Dolphins used primarily 4-3 alignment in 1975 and 1976 with Towle in middle for last four games of 1975 and all 14 games in 1976 . . . sixth-round draftee, 143rd player in 1975 . . . All-Big Eight linebacker at Kansas with school-record 155 tackles in 1974 . . . he had 25 tackles against Colorado on day the

full-grown buffalo mascot "Ralphie" chased him the length of the field in pregame mishap . . . born Steven Richards in Kansas City, Kan., he starred at Shawnee Mission West High in Overland Park, Kan., and lived in Prairie Village . . . CB radio moniker is "Tackling Dummy" . . . Read-a-Thon chairman for Southeast Florida chapter of Multiple Sclerosis . . . he and his wife Janette were married June 30, 1979 and live in Fort Lauderdale.

### TOWLE'S STATISTICS

	G	Tack.	Asst.	Total	Opp. Fum.	QB Sack	Int.	Yds.
1975	14	90	74	164	—	—	1	16
1976	14	131	86	217	1	1	—	—
1977	12	75	63	138	2	—	—	—
1978	13	66	43	109	3	—	1	14
<b>TOTALS</b>	<b>53</b>	<b>362</b>	<b>266</b>	<b>628</b>	<b>6</b>	<b>1</b>	<b>2</b>	<b>30</b>



## DELVIN WILLIAMS

Running Back

24

6-0, 197

Kansas

6th Year

(Trade, 1977)

Born April 17, 1951

The *creme de la creme* of Dolphin running backs, he has ascended to All-Pro class by averaging more than 1,100 yards in last three seasons . . . a slashing runner inside and a swift glider outside, he uses intelligent moves to get most from his blockers . . . he sailed 1,258 yards on 272 carries for Dolphins records in his first season in Miami, ranking fourth in NFL, and he became the first in NFL history to set single-season rushing marks for two different teams . . . he scooted 1,203 yards on 248 carries for San Francisco 49ers record in 1976, ranking third in NFL, and his 4.9 yards per carry led conference . . . he is only running back in 10-year history of Pro Bowl to be selected in both conferences . . . Williams and fellow Kansas alumnus John Riggins are only runners in NFL history to gain 1,000 yards for two different clubs (Riggins had 1,005 for New York Jets in 1975 and 1,014 for Washington in 1978) . . . his 3,392 yards over the past three seasons are second only to Chicago's Walter Payton (4,637) and just ahead of Franco Harris (3,372), Mark van Eeghen (3,365), Greg Pruitt (3,046) and Chuck Foreman (3,010) . . . "It doesn't take long for a message to get from Delvin's mind to his feet," Coach Don Shula says. "His feet are never on the ground very long . . . We like Delvin's versatility. He can go for the bundle, but he also can get the tough stuff" . . . he earned All-NFL honors from Associated Press in 1978 . . . he was traded by 49ers on his 27th birthday, April 17, 1978, for Dolphins' first and fifth draft picks plus wide receiver Freddie Solomon and safety Vern Roberson . . . he was Dolphins' Most Valuable Player in voting by South Florida media after he piled up five 100-yard games including harvests of 135 and 144 yards against Buffalo . . . his quick-hitting, tough running in short-yardage situations resulted in first downs 29 times in 41 attempts when Dolphins needed three yards or less, and he gained 73 first downs altogether (62 rushing, 11 receiving) . . . his longest and most amazing run was 58-yard touchdown on halfback reverse in opener at New York Jets, and he dashed 42 yards with pass against Dallas . . . he broke Larry Csonka's record of 1,117 yards in 1972 by the 12th game of 1978, but he was hobbled by bruised ribs, sprained left knee and torn bicep in late season . . . he had cyst removed from knee Feb. 15 and reported to training camp with 4.6-second clocking in 40-yard dash . . . he has 15 career 100-yard games, topped by 194 yards on 34 carries Oct. 31, 1976 against St. Louis and 180

yards on 23 carries the following week against Washington . . . he bolted for TDs of 80 and 85 yards (latter a pass play) against Redskins . . . he romped 153 yards and teammate Wilbur Jackson gained 156 yards Nov. 29, 1976 against Minnesota — only third time in NFL history that two in same backfield topped 150 yards . . . 49ers rushing record by Joe (The Jet) Perry had stood since 1954, and Perry was the one who signed Williams to a 49ers contract in 1974 . . . he was slowed by broken wrist as rookie but broke a 71-yard TD Oct. 27, 1974 against Oakland . . . he started 12 games in 1975 and paced 49ers with 631 yards . . . second-round draftee, 49th player in 1974 . . . he and Dolphin middle linebacker Steve Towle were teammates at Kansas (7-4-1) in 1973 . . . Williams gained 762 yards rushing and caught 33 passes for 253 yards — 1,015 combined yards — and 10 TDs as senior . . . career totals of 1,623 yards on 367 carries . . . born Delvin Jr. in Houston, he set records of 1,806 yards and 26 TDs at Kashmere High in 1970 and rushed for 296 yards in one game . . . bachelor lives in Los Altos Hills, Calif.

### WILLIAMS' STATISTICS

	RUSHING						RECEIVING			
	G	Att.	Yds.	Avg.	TD	LG	No.	Yds.	TD	LG
1974	13	36	201	5.6	3	71	1	9	0	9
1975	14	117	631	5.4	3	52	34	370	1	30
1976	13	248	1203	4.9	7	80t	27	283	2	85t
1977	14	268	931	3.5	7	40	20	179	2	17
<b>49ers Total</b>	<b>54</b>	<b>669</b>	<b>2966</b>	<b>4.4</b>	<b>20</b>	<b>80t</b>	<b>82</b>	<b>841</b>	<b>5</b>	<b>85t</b>
1978	16	272	1258	4.6	8	58t	18	192	0	42
<b>TOTALS</b>	<b>70</b>	<b>941</b>	<b>4224</b>	<b>4.5</b>	<b>28</b>	<b>80t</b>	<b>100</b>	<b>1033</b>	<b>5</b>	<b>85t</b>
<b>Playoffs</b>	<b>1</b>	<b>13</b>	<b>41</b>	<b>3.2</b>	<b>0</b>	<b>9</b>	<b>1</b>	<b>8</b>	<b>0</b>	<b>8</b>

Additional — Kickoff Returns: 1-24 in 1975, 1-9 in 1977. Fumbles: 2 in 1974, one in 1975, 6 in 1976, 3 in 1977, 4-0 in 1978 for total of 16. Recovered 49ers Fumble: one in 1975, 2 in 1976. Recovered Opponent Fumble in 1978. Passing: 1 of 1 for 18 yards in 1976; 0 of 1 and intercepted in 1977; 0 of 1 in 1978 for total of 1 of 3, 18 yards, one intercepted.



## GARO YEPREMIAN

Placekicker

1

5-8, 175

No College

12th Year

(FA, 1970)

Born June 2, 1944

On the verge of establishing NFL records for consecutive field goals and career accuracy, this engaging elf has performed on a level befitting the No. 1 on his jersey . . . left-footed placekicker could join NFL's Top 10 all-time scorers in 1979 as he approaches 1,000 points . . . he concluded 1978 season with record-tying 16 straight field goals, hitting a 30-yarder with two seconds on the clock in final game against New England . . . he averaged 34.4 yards (16 for 551) during his streak and matched the "feets" of Kansas City's Jan Stenerud (1969) and Cleveland's Don Cockroft (1974-75) . . . a 17th consecutive kick in 1979 would give Yepremian the record . . . he missed 38-yard attempt in playoff game against Houston, but NFL records for consecutive performances do not include playoff games . . . he had 15 consecutive field goals in an 11-game span of 1974 and 1975 (including two in 1974 AFC playoff at Oakland), and he had a streak of 125 conversions (18 in playoff games) from 1972 to 1974 . . . he is runnerup on all-time chart for field-goal accuracy with 66.7 per cent success (180 of 270) while Cockroft leads with 67 per cent (183 of 273) and Stenerud is third at 64.6 per cent (267 of 413) . . . he has scored 830 points for the Dolphins in nine seasons

and 908 points in 11-year career which began with Detroit Lions in 1966 . . . his 908 points rank 11th on the all-time list with Lou Michaels (955) and Sam Baker (977) immediately ahead of him and Cockroft (904) and Pittsburgh's Roy Gerela (894) on his heels . . . in 1978 he led NFL in field goal accuracy with 82.6 per cent (19 of 23), and he has amazing 82.8 per cent accuracy mark (120 of 145) on attempts inside the 39-yard line during nine Miami seasons . . . he wears smallest shoe among Dolphins, size 7½ . . . he owns Dolphin records for consecutive games (139) and games scoring (133), both streaks entering 1979 . . . AFC players and coaches voted him to Pro Bowl twice including last season and he capped All-Pro season in 1973 by kicking five FGs in Pro Bowl with winning 42-yarder in final seconds . . . he won Golden Toe Award from Pro Football Weekly in 1971 as he led NFL with 117 points and 28 field goals in 40 tries . . . most famous for 37-yard field goal in second overtime which ended 1971 AFC playoff classic at Kansas City — pro football's longest game — 27-24 . . . "Getting beat by Garo is a little like getting mugged by Little Red Riding Hood, or getting bit by your own Pekingese," columnist Jim Murray wrote . . . Yepremian was free agent with Detroit and set NFL record with six FGs in eight attempts Nov. 13, 1966 against Minnesota and had 20 points in a 32-31 victory . . . he was waived by Lions in 1968 and was making neckties in the basement of his Michigan home when the Dolphins signed him in 1970 to challenge incumbent Karl Kremser . . . born Garabed Sarkis and raised in Larnaca, Cyprus, the Armenian attended an American missionary school before emigrating to Frankton, Ind. . . . he and wife Maritza (married 6-17-71) live in Miami with sons Garo Jr. (7-28-74) and Azad (1-27-77) . . . he is honorary chairman of National Hemophilia Foundation.

#### YEPREMIAN'S STATISTICS

	PAT	FG	Pct.	Long	Points
1966 Detroit	11-11	13-22	.591	44	50
1967 Detroit	22-23	2-6	.333	33	28
1970 Miami	31-31	22-29	.759	47	97
1971 Miami	33-33	28-40	.700	48	117
1972 Miami	43-45	24-37	.649	54	115
1973 Miami	38-38	25-37	.676	53	113
1974 Miami	43-43	8-15	.533	43	67
1975 Miami	40-46	13-16	.813	40	79
1976 Miami	29-31	16-23	.696	53	77
1977 Miami	37-41	10-22	.455	48	67
1978 Miami	41-45	19-23	.826	49	98
<b>DETROIT TOTAL</b>	<b>33-34</b>	<b>15-28</b>	<b>.536</b>	<b>44</b>	<b>78</b>
<b>MIAMI TOTAL</b>	<b>335-353</b>	<b>165-242</b>	<b>.682</b>	<b>54</b>	<b>830</b>
<b>CAREER TOTAL</b>	<b>368-387</b>	<b>180-270</b>	<b>.667</b>	<b>54</b>	<b>908</b>
<b>Playoffs</b>	<b>27-28</b>	<b>12-20</b>	<b>.600</b>	<b>50</b>	<b>48</b>

#### FIELD-GOAL ACCURACY

Year	1-19	20-29	30-39	40-49	50-Plus	Total	Pct.
1966	3-4	5-5	4-5	1-7	0-1	13-22	.591
1967	0-0	1-1	1-3	0-2	0-0	2-6	.333
1970	4-4	2-3	5-6	11-15	0-1	22-29	.759
1971	7-7	8-8	6-11	7-12	0-2	28-40	.700
1972	7-7	3-3	7-8	4-11	3-8	24-37	.649
1973	5-5	8-10	6-9	5-9	1-4	25-37	.676
1974	0-1	4-5	2-3	2-4	0-2	8-15	.533
1975	1-1	5-5	6-7	1-2	0-1	13-16	.813
1976	0-0	9-10	2-4	4-8	1-1	16-23	.696
1977	0-0	3-4	5-7	2-9	0-2	10-22	.455
1978	0-0	4-5	10-11	5-7	0-0	19-23	.826
<b>TOTAL</b>	<b>27-29</b>	<b>52-59</b>	<b>54-74</b>	<b>42-86</b>	<b>5-22</b>	<b>180-270</b>	<b>.667</b>
<b>Playoff</b>	<b>1-1</b>	<b>2-4</b>	<b>3-4</b>	<b>5-8</b>	<b>1-3</b>	<b>12-20</b>	<b>.600</b>

Playoff Sequence — (24x, 24x) (14, 52x, 37) (0) (49x, 31) (46x, 40, 53x, 46) (0) (42x) (50, 46) (42, 26) (28) (33, 46) (38x)



Giesler



Toews



Nathan

## Miami Dolphins 1979 Draftees

**1 Jon Giesler OT 6-4½ 255 Michigan**

A consensus All-Big Ten tackle, he follows footsteps of Michigan teammate Mike Kenn (Atlanta, 1978) as a first-round Wolverine offensive lineman . . . 24th player in draft and third offensive lineman . . . "An accomplished pass protector, he combines the size and quick feet you look for," says Chuck Connor, Director of Player Personnel. "He has the ability to double at guard" . . . AP and Sporting News honorable mention All-America . . . native Buckeye played in three successive Michigan victories (1976-77-78) over Ohio State . . . Wolverines were 10-2 in both his junior and senior years . . . he wore No. 68 at right tackle and twice won team's hustle award . . . slowed by foot fracture in junior year . . . first visit to Miami was Orange Bowl Classic against Oklahoma as freshman . . . born Jon William in Toledo, Ohio, on Dec. 23, 1956, and raised in tiny Woodville, Ohio . . . track standout at Woodmore High (Woodville and Elmore) with 60-10 in shot put and 171-3 in discus . . . state champion as junior with 58-5 in shot put . . . he and wife Lori were married June 30, 1979 . . . B.S. in education . . . he collects tropical fish.

**2 Jeff Toews G 6-3 255 Washington**

A versatile four-year starter at Washington, he gained All-America recognition from Sporting News and was second team AP and UPI . . . 53rd player in draft . . . youngest of three football brothers including Pittsburgh Steelers linebacker Loren Toews (drafted in 1973 from California) and guard Tim Toews of San Jose State . . . name pronounced TAVES . . . very strong, bench presses more than 400 pounds . . . played guard as freshman and sophomore, then shifted to right tackle and twice earned all-conference honors . . . Huskies had 8-4 and 7-4 records with Toews at tackle and topped Michigan, 27-20, 1978 Rose Bowl . . . "We look at him primarily as a guard and possibly a center," says Chuck Connor. "Jeff made adjustments easily in rookie camp" . . . played in East-West Shrine and Japan Bowls . . . born Jeffrey Mark in San Jose, Calif., on Nov. 4, 1957 and starred at Del Mar High . . . political science major . . . he plays piano and trumpet.

**3a Tony Nathan RB 6-0 201 Alabama**

He possesses the running, blocking and receiving skills of an outstanding all-purpose halfback, and his 127 yards on 21 carries helped the Crimson Tide defeat Penn State, 14-7, for the national championship in the 1979 Sugar Bowl . . . 61st player in draft and 10th running back . . . "A smooth, fluid athlete with an impressive 6.4 yards per carry in his career," says Chuck Connor, "and he catches the ball extremely well" . . . a capable kickoff returner, he averaged 21.5 yards (32 for 689) at Alabama and also toted 46 punt returns for 489 yards, a 10.6-yard average . . . Nathan gained 642 yards and scored 15 touchdowns (10 were one-yard runs) as a junior with bursts of 59 and 71 yards, and he added 770 yards and 6 TDs as a senior with a breakaway of 82 yards against Mississippi State . . . he threw a 20-yard TD pass against Louisiana State in 1977 . . . his six career 100-yard games included 10-101 vs. Southern Methodist and 12-141 vs. Auburn as sophomore, 7-115 vs Mississippi State as junior, and 7-163

vs. Vanderbilt and 12-145 vs Mississippi State as senior, plus 21-127 vs. Penn State in Sugar Bowl . . . Alabama was 11-1 in both of his last two seasons . . . he played in Senior Bowl and Hula Bowl . . . he will wear No. 22 once worn by Dolphin third-round draftee Mercury Morris (3,877 yards in 1969-75) . . . born Tony Curtis in Birmingham on Dec. 14, 1956 and starred in basketball and football at Woodlawn High.

### NATHAN'S CAREER STATISTICS

Year	RUSHING					RECEIVING		
	Att	Yds.	Avg.	TD	LG	No.	Yds.	LG
1975	20	105	5.3	1	18	1	16	16
1976	75	480	6.4	7	37	4	60	42
1977	104	642	6.2	15	71t	4	23	11
1978	111	770	6.9	6	82	13	104	20
TOTALS	310	1997	6.4	29	82	22	203	42

**3b Mel Land LB 6-3 243** Michigan State

An All-Big Ten defensive tackle, he has the swiftness which could aid transition to outside linebacker . . . 63rd player in draft . . . "He has excellent speed and could be a big contributor on special teams," says Chuck Connor. "He did an excellent job as a down lineman in the Hula Bowl and as a linebacker in the Senior Bowl" . . . Land helped Spartans to 7-3-1 and 8-3 records in last two seasons, and he formed an intimidating tandem with Larry Bethea (Dallas, 1978, first round) in 1977 . . . three-year starter, he collected 59 tackles as sophomore, 102 as junior and 91 as senior . . . honorable mention All-America by Sporting News . . . born in Campbell, Ohio, on Nov. 30, 1955 and was track sprinter at Campbell Memorial High . . . B.A. in communications.

**3c Ronnie Lee TE 6-3 242** Baylor

He has the talent and physical dimensions to fit NFL mold of a tight end . . . 65th player in draft and third tight end . . . pro scouts like Chuck Connor use the word "excellent" twice in describing his blocking ability, and he caught 53 passes for 694 yards and five touchdowns in career . . . four-year starter at Baylor and Southwest Conference Freshman of the Year in 1975 when he scored an 80-yard TD against Texas A&M on pass from Mark Jackson . . . Bears were 5-6 and 3-8 in Lee's last two years . . . he played in Senior Bowl, Hula Bowl and East-West Shrine . . . receiving stats included 10-208 as freshman, 9-89 as sophomore, 21-225 as junior and 13-172 as senior . . . he was coached by Cotton Davidson, former AFL Oakland Raiders quarterback (1962-69) . . . he was teammate of Earl Campbell at John Tyler High in capturing Texas state championship in 1973 . . . he and wife Tessie have a son, LaWhalen (1-7-76) . . . born Ronald Van in Pine Bluff, Ark., on Dec. 24, 1956 and raised in Tyler, Tex., fourth of seven children.

**4 Steve Howell FB 6-2 222** Baylor

A strong and durable fullback with good quickness, he could make early contribution with eagerness on special teams . . . 107th player in draft . . . career totals of 208 carries for 1,064 yards and three touchdowns . . . he formed running tandem with Greg Hawthorne, first-round choice of Pittsburgh Steelers . . . he averaged 7.2 yards per carry as junior with 387 yards on 54 carries including a 67-yard spurt against Texas A&M. . . "A tough kid, he blocks, catches the football and really hustles on special teams," says Chuck Connor . . . he played in Can-Am Bowl . . . born Stephen Glen in Corsicana, Tex., on Dec. 20,



Land



Lee



Howell



Bessillieu



Lindquist



von Schamann

1956 and raised in Waxahachie, Tex., where he was captain in four sports and rushed for 350 yards in one game . . . he and wife June were married May 21, 1978.

**5 Don Bessillieu SS 6-1 199** Georgia Tech

An eager tackler as a four-year starter at Georgia Tech, he earned All-America honors from The Sporting News . . . 134th player in draft . . . roommate of Tech running back Eddie Lee Ivery, first-round choice of Green Bay Packers . . . his interception and fumble recovery led to two touchdowns and MVP distinction in East-West Shrine game, and he was voted best defensive back in Senior Bowl . . . "Good speed and a good hitter," says Chuck Connor, "and a big plus has been that he consistently reaches the end zone with his kickoffs" . . . career totals of 192 tackles (80 as sophomore) and five interceptions for 75 yards but none as senior while playing a deep safety . . . he returned 39 punts for 296 yards (average 7.6) including 23-205 as sophomore . . . as freshman placekicker, he converted 22 of 26 PATs and 5 of 8 field goals for 37 points . . . born Donald Andrew in Fort Benning, Ga., on May 4, 1956 . . . he was split end and defensive back at Kendrick High in Columbus, Ga.

**6 Steve Lindquist OT 6-5 1/4 255** Nebraska

He has exceptional speed for a lineman and could have an impact on special teams as rookie . . . 162nd player in draft . . . "He has the size for tackle and the speed for guard," says Chuck Connor . . . he added 20 pounds between junior and senior seasons at Nebraska . . . All-Big Eight and second team All-America from UPI and Football News . . . his excellent play on kickoff and punt coverage was part of team-leading 642 minutes of action in 1977 . . . Cornhuskers twice went 9-3 with Lindquist a starter . . . redshirted in 1974 with broken left hand . . . he has overcome handicap of missing all four fingers on right hand (born without bones in the fingers, so doctors removed skin beyond the palm and left only thumb) . . . born Steven Joseph in Minneapolis, Minn., on Aug. 2, 1956, he was defensive end at Brooklyn Center High and played basketball . . . he and wife Kathy were married July 22, 1978.

**7 Uwe von Schamann K-P 6-0 200** Oklahoma

He booted 54-yard field goal and established an NCAA record of 125 consecutive conversion kicks as he earned All-Big Eight honors for the second time in 1978 . . . 189th player in draft . . . soccer-style, right-footed kicker missed only one PAT attempt in 141 spanning three seasons, and he shattered old mark of 87 in a row by Don Bitterlich of Temple . . . he capped his career with 26-yard field goal and four PATs in Oklahoma's 31-24 victory over Nebraska in Orange Bowl . . . "He has a long-range leg," says Chuck Connor, "and pressure doesn't bother him much" . . . longest FG was 58 yards at Oklahoma State in 1977 . . . he hit 30 of 48 career field-goal attempts (62.5 per cent) and had Oklahoma record 230 placekicking points . . . he averaged 39.3 yards on 35 punts as junior . . . most memorable field goal was 41-yard shot with six seconds remaining for 29-28 triumph over Ohio State in 1977 . . . nicknamed "Von Foot" . . . born Uwe Dettlef Walter in West Berlin, Germany, on April 23, 1956, and moved with mother to Fort Worth, Tex., in 1972 . . . played soccer at Eastern Hills High in Fort Worth and was drafted as goalkeeper in fourth round by Dallas Tornado in 1977 . . . majored in French.

**8a Jeff Groth WR 5-10½ 172 Bowling Green**

An elusive receiver with superb hands, he rewrote the Bowling Green record book with 136 career receptions for 2,268 yards and 18 touchdowns . . . as senior, he caught four TD passes against Grand Valley State and gained 188 yards against Kent State . . . 206th player in draft . . . "Very productive," says Chuck Connor. "He has that good first move to avoid people, and he can handle punts" . . . he returned three punts for TDs in career with 11.3-yard average (29 for 313) . . . All-Mid-American Conference as senior with 56 catches for 874 yards and 8 TDs . . . other totals were 8-103 as freshman, 33-598 as sophomore and 39-693 as junior . . . lofty praise from Coach Denny Stolz of BGSU, who compares Groth's "over-all athletic ability" with Johnny Rodgers, Nebraska's 1972 Heisman Trophy winner . . . also drafted by Chicago Cubs as outfielder in 1978 . . . born Jeffrey Eugene in Mankato, Minn., on July 2, 1957 and was Ohio all-state in football and baseball at Chagrin Falls High . . . he and wife Jacquelyn were married March 10, 1979.

**8b Glenn Blackwood S 6-0 183 Texas**

An intelligent and versatile defender, he started four years for Texas at both cornerback and safety . . . 215th player in draft . . . "When there was a receiver who had to be covered, he did it," says Chuck Connor. "He made very few mental errors" . . . brother of Baltimore Colts safety Lyle Blackwood, who played at Texas Christian . . . he returned interception 30 yards for touchdown against Rice in 1977 and had team-leading three thefts . . . he participated in 62 tackles as junior and 42 tackles as senior, playing right cornerback . . . 1977 Longhorns were 11-0 before losing to Notre Dame in Cotton Bowl and were 9-3 last season . . . pre-dental studies at Texas . . . born Glenn Allen in San Antonio on Feb. 23, 1957, he starred at Churchill High in San Antonio.

**9 Jeff Weston DT 6-4 252 Notre Dame**

He was a rugged and determined three-year starter, collecting 276 tackles including 23 for losses totalling 146 yards . . . 244th player in draft . . . Dolphin veterans nicknamed him "Baby Rhino" for his resemblance to offensive tackle Mike Current . . . he missed 1976 season after left knee injury in opener, and team surgeon told him he would never play football again . . . he persevered with tedious rehabilitation, then helped Fighting Irish win national championship in 1977 with 38-10 upset rout of Texas in Cotton Bowl . . . Notre Dame went 8-3, 11-1 and 9-3 for total of 27-2 in Weston's three years as starter . . . finest game was 1975 against Navy when he returned interception 53 yards for touchdown and participated in 22 tackles . . . "A hustler and a tough kid," says Chuck Connor, "he has been compared by Notre Dame coaches to Mike Kadish (Dolphins' first-round pick in 1972) with better quickness" . . . born Jeffrey Graham in Jersey City, N.J., on April 10, 1956, and was All-America tackle at Cardinal Mooney High in Rochester, N.Y. . . . B.S. in marketing.

**10a Jerome Stanton S 6-0 187 Michigan State**

He has experience and track sprinter's speed to bid for spot in secondary . . . 258th player in draft . . . defensive teammate of Dolphin third-round draftee Mel Land . . . he played safety and cornerback and



Groth



Blackwood



Weston

Kozlowski, Mike	S	6-0¼	187	2/24/56	Colorado	Carisbad, Ca.	D10b
Land, Mel	LB	6-3	243	11/30/55	Michigan State	Campbell, Oh.	D3b
Lee, Ronnie	TE	6-3	242	12/24/56	Baylor	Waco, Tx.	D3c
Lindquist, Steve	G	6-5¼	255	8/ 2/56	Nebraska	Brooklyn Center, Mn.	D6
Morgan, David (1)	RB	5-10	206	11/ 8/54	Wharton County JC	Orange, Tx.	FA
Nathan, Tony	RB-KR	6-0	201	12/14/56	Alabama	Birmingham, Ala.	D3a
Penn, Derek	RB-S	6-0	210	5/30/57	Duke	Youngstown, Oh.	FA
Rivas, Vic (1)	G	6-2	245	10/ 1/55	Florida State	Miami, Fl.	FA
Scavella, Steadman (1)	LB	6-2	228	1/31/54	Miami	Miami, Fl.	FA
Stimmin, Randy	WR	6-0	165	11/ 5/56	Southern Cal	Los Angeles, Ca.	FA
Stahl, Bill	S	5-10	181	10/24/57	Bail State	Champaign, Ill.	FA
Stanton, Jerome	CB	6-0	187	6/ 7/57	Michigan State	Detroit, Mich.	D10a
Toews, Jeff	G	6-3	255	11/ 4/57	Washington	San Jose, Ca.	D2
von Schamann, Uwe	K-P	6-0	200	4/23/56	Oklahoma	Fort Worth, Tx.	D7
Weston, Jeff	DT	6-4	252	4/10/56	Notre Dame	Rochester, N.Y.	D9
Williams, Freddie	RB	6-0	190	3/12/56	Kentucky	South Miami, Fl.	FA

\*Injured reserve 1978


(1) PREVIOUS TRYOUT — Coamos, Philadelphia 1978; Morgan, Houston 1978; Rivas, Miami 1978; Scavella, Detroit 1976, Tampa Bay 1976-77.



## ORIGIN OF THE DOLPHINS

Year	NFL Draft	Trades	Free Agents/Waivers
1967	QB Bob Griese (1)		
1969		RG Larry Little (from San Diego)	
1970	SS Tim Foley (3)		LG Bob Kuechenberg — fa PK Garo Yepremian — fa C Jim Langer — waive (from Cleveland)
1971	DE Vern Den Herder (9)	LB Bob Matheson (from Cleveland)	
1972	SS Charlie Babb (5)		
1973	QB Don Strock (5) G Ed Newman (6)		
1974	TE Andre Tillman (2) WR Nat Moore (3)		
1975	LB Steve Towle (6)		LB Earnest Rhone — fa
1976	LB Larry Gordon (1) LB Kim Bokamper (1) TE Loaird McCreary (2) WR Duriel Harris (3) RB Gary Davis (6) CB Norris Thomas (9)		LB Rusty Chambers — waive (from New Orleans) G-T Wally Pesuit — fa
1977	DE A.J. Duhe (1) DT Bob Baumhower (2) FB Leroy Harris (5) DE John Alexander (11)	DT Carl Barisich (from Seattle) RT Mike Current (from Tampa Bay) x-LT Steve Young (from Tampa Bay)	CB Charles Cornelius — fa
1978	QB Guy Benjamin (2) WR Jimmy Cefalo (3) CB Gerald Small (4) G-T Eric Laakso (4) DE Doug Betters (6) x-WR Lloyd Henry (7) LB Sean Clancy (8) TE Bruce Hardy (9) x-C Mark Dennard (10)	RB Delvin Williams (from San Francisco) FB Jim Braxton (from Washington)	DE Bob Simpson — fa P George Roberts — fa WR Bo Rather — fa

x-injured for entire 1978 season



Linebacker Steve Towle led team in tackles 3 times.



Nick Buoniconti inspired Super Bowl defenses of 1970s.

## HISTORICAL HIGHLIGHTS

### 1965

- March 3 —Minneapolis lawyer Joseph Robbie meets AFL Commissioner Joe Foss in Washington, and Foss advises Robbie to apply for an expansion franchise in Miami.
- May 6 —Joseph Robbie meets Miami Mayor Robert King High to ascertain the availability of the Orange Bowl stadium, and the mayor agrees to invite the AFL to Miami.
- June 4 —Resolution 36723 of Miami City Commission directs the mayor to confer with the AFL.
- June 7 —AFL Executive Committee votes to expand in 1966 at a meeting in Monmouth Park, N.J.
- Aug. 16 —AFL awards its first expansion franchise to Joseph Robbie and television star Danny Thomas for \$7.5 million
- Sept. 21 —Joe Thomas of Minnesota Vikings becomes Director of Player Personnel.
- Nov. —Mrs. Robert Swanson of West Miami gets two lifetime passes as winner of nickname contest. James Boome of Opa-locka was runnerup among more than 20,000 entries.
- Nov. 27 —Miami picks Kentucky QB Rick Norton and Illinois RB Jim Grabowski in first round of AFL's college draft. Tulsa WR Howard Twilley selected in 12th round.
- Dec. 16 —Miami Dolphins, Ltd., organizes as a Florida limited partnership. Joseph Robbie becomes Managing General Partner and Danny Thomas Sports, Inc., becomes the other general partner.

### 1966

- Jan. 15 —Miami picks 31 players from eight teams in AFL expansion draft. One of the draftees, OT Norm Evans of Houston, would play 10 seasons at right tackle.
- Jan. 29 —George Wilson becomes first head coach after eight years coaching the Detroit Lions (57-45-6 and NFL champions in 1957) and one year as a Washington assistant.

- June 8 —AFL merges into NFL with Pete Rozelle as commissioner. An AFL-NFL championship game is scheduled for the next January followed by a common draft.
- July 5 —Dolphins open first training camp at St. Petersburg Beach as 83 players report.
- Aug. 6 —Dolphins lose first preseason game, 38-10, at San Diego before 25,712 spectators.
- Aug. 7 —Training camp moves to St. Andrew's School in Boca Raton, Fla.
- Aug. 12 —Dolphins lose first preseason game at Orange Bowl, 33-0, to Kansas City before 36,366 spectators.
- Sept. 2 —Joe Auer returns opening kickoff 95 yards for Dolphin TD in first regular-season game, but Oakland wins, 23-14, at Orange Bowl before 26,776 spectators.
- Oct. 16 —Dolphins end string of nine losses (four in preseason) by defeating Denver, 24-7, with a George Wilson, Jr. screen pass to Billy Joe turning into a 67-yard TD. Only 23,393 spectators were at Orange Bowl.
- Oct. 23 —QB Rick Norton suffers broken jaw during third quarter of 20-13 victory at Houston, and Norton is lost for the season.
- Dec. 18 —QB John Stofa passes for four TDs capped by 14-yard strike to Joe Auer with 38 seconds remaining for 29-28 victory over Houston at Orange Bowl before 20,045 spectators.

### 1967

- March 14 —Miami picks Purdue QB Bob Griese in first round of common draft. Griese is the fourth player selected.
- June 1 —Joseph Robbie and W. H. Keland purchase the interest of Danny Thomas and agree to equalize present holdings in Miami Dolphins, Ltd., whenever either acquired outside holdings.
- June 27 —Miami and Denver complete seven-man trade that brings RB Abner Haynes to Dolphins.
- Aug. 19 —Record crowd of 50,822 sees first interleague game which Atlanta wins, 27-17.
- Sept. 17 —QB John Stofa breaks his right ankle shortly after scoring a TD, and rookie Bob Griese directs 35-21 victory over Denver at Orange Bowl. RB Abner Haynes gains 151 yards in season opener, Griese throws 68-yard TD pass to Joe Auer.
- Nov. 26 —Dolphins end eight-game losing streak by defeating Buffalo, 17-14, on a fourth-down, 31 yard TD pass from Bob Griese to Howard Twilley with 1:01 remaining.
- Dec. 17 —CB Dick Westmoreland scores TD with his 10th interception in 41-32 victory over Boston at Orange Bowl. Patriots RB Jim Nance gains 164 yards.
- Dec. 27 —Miami trades QB John Stofa to expansion club Cincinnati for 1968 draft picks in first and second rounds.

### 1968

- Jan. 30 —Miami picks Syracuse RB Larry Csonka in first round of draft. Csonka is the eighth player selected.
- Aug. 17 —Dolphins gain first interleague victory, 23-7, over Philadelphia at Orange Bowl.
- Aug. 31 —AFL-record crowd of 68,125 at Orange Bowl sees Coach Don Shula's Baltimore Colts win interleague game, 22-13. WR Jack Clancy (67 catches as rookie) injures left knee, out for season.
- Oct. 7 —Rookie RB Jim Kilck gains 104 yards in 24-7 victory at Houston.
- Nov. 24 —Rookie strong safety Dick Anderson returns interception 96 yards for TD in 34-10 victory over Boston at Fenway Park.

- Dec. 8 —QB Bob Griese sets records for 2,473 yards, 186 completions and 21 TDs for season after directing 38-7 victory over Boston at Orange Bowl. Griese misses final game due to bruised knee.

### 1969

- Jan. 28 —Miami picks Georgia DE Bill Stanfill in first round of draft. Stanfill is the 11th player selected.
- March 24 —Miami obtains all-time AFL middle linebacker Nick Buoniconti from Boston in trade for QB Kim Hammond and LB John Bramlett.
- May 10 —Pro football realignment for 1970 places Dolphins in AFC East with Boston, Buffalo, New York Jets and NFL's Baltimore.
- May 16 —Joseph Robbie becomes majority owner of Dolphins when he is joined by five Miami businessmen in purchasing the interest of W. H. Keland.
- July 2 —Miami obtains RG Larry Little, a native Miamian, from San Diego in trade for CB Mack Lamb.
- Sept. 14 —QB Bob Griese passes for a record 327 yards and rookie Mercury Morris returns kickoff 105 yards for TD but Dolphins lose season opener, 27-21, at Cincinnati.
- Oct. 4 —President Nixon watches Dolphins tie Oakland, 20-20, at Orange Bowl.
- Oct. 26 —Dolphins notch first victory after 0-5-1 start as MLB Nick Buoniconti helps restrict rookie O.J. Simpson to 12 yards on 10 carries, 24-6 over Buffalo at Orange Bowl.
- Nov. 2 —QB Bob Griese passes for four TDs but Dolphins lose, 34-31, at New York Jets.
- Nov. 9 —Only 8,374 spectators brave a downpour at Boston College, and RB Larry Csonka splashes 54 yards for TD in 17-16 victory over Patriots. QB Bob Griese injures right knee, out for final five games.

### 1970

- Jan. 27 —Miami obtains WR Paul Warfield from Cleveland in trade for 1970 first-round draft pick.
- Feb. 1 —AFL officially merges into NFL in accordance with June 8, 1966 agreement.
- Feb. 18 —Don Shula, 40, becomes head coach and vice president after seven years coaching the Baltimore Colts (71-23-4). He succeeds George Wilson after four years with Dolphins (15-39-2).
- April 11 —Dolphins join scouting combine, BLESTO-V.
- April 13 —NFL Commissioner Pete Rozelle gives the Dolphins' 1971 first-round draft pick to Baltimore as compensation for loss of Coach Don Shula.
- April 20 —Don Shula completes coaching staff with Mike Scarry (defensive line), Monte Clark (offensive line), Bill Arnsperger (defensive coordinator), Howard Schnellenberger (offensive coordinator), Carl Taseff (offensive backs) and holdover Tom Keane (defensive backs).
- April 25 —Don Shula meets 47 players for indoctrination camp at University of Miami.
- July 12 —Rookies report to new training headquarters at Biscayne College in North Miami.
- Aug. 10 —Dolphins cut QB Rick Norton, who signed four-year \$350,000 contract as club's first draftee in 1966.
- Aug. 29 —Record crowd of 76,712 sees fourth consecutive preseason victory, 20-13, over Baltimore.
- Oct. 3 —Dolphins post first-ever victory over Oakland, 20-13, as WR Paul Warfield catches two TD passes.
- Oct. 10 —Dolphins post first-ever victory over New York Jets, 20-6, and QB Joe Namath (93-161 for 1,506 yards and 12 TDs in eight previous meetings).


- Nov. 22 —Dolphins reverse a 35-0 loss by defeating Baltimore, 34-17, at Orange Bowl as free safety Jake Scott returns punt 77 yards for TD.
- Dec. 20 —Dolphins extend winning streak to six games and clinch playoff berth with 45-7 victory over Buffalo at Orange Bowl.
- Dec. 27 —Dolphins lose AFC semifinal playoff on muddy field 21-14, at Oakland.

### 1971

- April 9 —Former University of Miami All-American QB George Mira signs as free agent.
- Sept. 1 —Miami obtains LB Bob Matheson from Cleveland in trade for 1972 second-round pick and Matheson later becomes key to the "53 Defense."
- Oct. 17 —QB Bob Griese sets NFL record with three consecutive passes for TDs in first quarter of 41-3 victory over New England at Orange Bowl.
- Nov. 7 —Dolphins post first-ever shutout, 34-0, over Buffalo at Orange Bowl although the Bills gained 364 yards.
- Nov. 14 —QB Bob Griese, despite illness, rallies Dolphins from 21-3 deficit to a 24-21 victory over Pittsburgh at Orange Bowl with record 86-yard TD pass to Paul Warfield and record 73-yard punt by Larry Seiple.
- Dec. 19 —Record regular-season crowd of 74,215 paid sees Dolphins win AFC East title by defeating Green Bay, 27-6, RB Larry Csonka becomes club's first 1,000-yard rusher with 1,051 yards, and placekicker Garo Yepremian leads NFL with 117 points.
- Dec. 25 —Dolphins win longest game (82 minutes, 40 seconds) in pro football history, 27-24, at Kansas City as Garo Yepremian kicks 37-yard field goal in second overtime of AFC semifinal playoff.

### 1972

- Jan. 2 —Dolphins stymie Baltimore, 21-0, for first AFC Championship before 78,629 spectators at Orange Bowl. Colts are scoreless for first time in 97 games and strong safety Dick Anderson returns interception 62 yards for clinching TD.



Earl Morrall guided 10 wins during perfect 1972.

- Jan. 16 —Dallas rushes for 252 yards in defeating Dolphins, 24-7, in Super Bowl VI before 81,035 spectators at Tulane Stadium, New Orleans.
- Feb. 21 —Bobby Beathard, 35, becomes Director of Player Personnel, succeeding Joe Thomas.
- April 25 —Dolphins claim 16-year pro QB Earl Morrall, 38, on waivers from Baltimore.
- Sept. 17 —Dolphins win first NFL regular-season game played at Arrowhead Stadium, 20-10, over Kansas City before 79,829 spectators.
- Oct. 1 —Dolphins end season ticket sale at record 69,303.
- Oct. 15 —QB Earl Morrall replaces injured Bob Griese (broken right leg, dislocated ankle) at Orange Bowl and finishes 24-10 victory over San Diego for 5-0 record.
- Oct. 22 —Garo Yepremian kicks longest field goal (54 yards) of career in 24-23 victory over Buffalo at Orange Bowl.
- Nov. 12 —Don Shula becomes first NFL coach to win 100 games in 10 seasons as Dolphins smother New England, 52-0, with 501 total yards at Orange Bowl.
- Dec. 16 —Dolphins achieve NFL's first 14-0 regular-season record and break NFL rushing record with 2,960 yards by defeating Baltimore, 16-0, at Orange Bowl.
- Dec. 31 —QB Bob Griese returns to lineup after 10-game absence, and Dolphins repeat AFC Championship, 21-17, at Pittsburgh.

### 1973

- Jan. 14 —Dolphins cap a perfect season in Super Bowl VII at Los Angeles by defeating Washington, 14-7, for NFL's first unbeaten, untied record. A 28-yard TD pass from Bob Griese to Howard Twilley and interceptions by LB Nick Buoniconti and S Jake Scott are key plays.
- Feb. 14 —Offensive coordinator Howard Schnellenberger, 39, becomes head coach of the Baltimore Colts.
- April 18 —Dolphins surpass NFL record with 74,961 season ticket sales. Kansas City held old record of 72,885 in 1972.
- Sept. 30 —RB Mercury Morris sets single-game rushing record of 197 yards on 15 carries with three TDs (24, 70, 35) against New England, 44-23, at Orange Bowl.
- Nov. 11 —Dolphins shut out Baltimore for fourth consecutive time, 44-0, as CB Tim Foley returns two blocked punts for TDs at Orange Bowl.
- Dec. 15 —WR Paul Warfield catches four TD passes (21, 7, 16, 4) from Bob Griese in first half of 34-7 victory over Detroit at Orange Bowl. Dolphins compile best two-year record (26-2) in NFL history.
- Dec. 18 —Don Shula signs Dolphins coaching contract through 1977.
- Dec. 30 —Dolphins rush for 266 yards in defeating Oakland, 27-10, for unprecedented third straight AFC Championship at Orange Bowl.

### 1974

- Jan. 13 —Dolphins overpower Minnesota, 24-7, in Super Bowl VIII at Rice Stadium in Houston for second consecutive NFL Championship. RB Larry Csonka gains 145 yards on 33 carries and Dolphins outscore three playoff foes, 85-33.
- Jan. 16 —Defensive coordinator Bill Arnsparger, 47, becomes head coach of the New York Giants.
- Jan. 20 —Garo Yepremian kicks five field goals for AFC including 42-yarder with 21 seconds remaining for 15-13 victory in Pro Bowl at Kansas City.
- March 31 —RB Larry Csonka, WR Paul Warfield and RB Jim Kilck sign \$3.3 million package deal in Toronto to play for John Bassett in World Football League.

- July 1 —NFL Players Association declares strike, Dolphin Managing General Partner Joseph Robbie charges NFLPA with "search and destroy" mission.
- July 10 —Chicago Tribune Charities cancels July 26 College All-Star Game with Dolphins due to strike.
- July 17 —Seven veterans cross picket line: C Jim Langer, S Jake Scott, TE Jim Mandich, LB Bob Matheson, QB Earl Morrall and RBs Don Nottingham and Mercury Morris.
- Aug. 14 —Strike ends after seven weeks.
- Nov. 17 —Dolphins outlast Buffalo, 35-28, at Orange Bowl on 23-yard TD by Don Nottingham with 19 seconds remaining; third time in season that Dolphins score winning points with less than 20 seconds to play.
- Dec. 2 —RB Larry Csonka gains 100 yards for 19th time with 123 yards in 24-3 victory over Cincinnati at Orange Bowl; seventh consecutive win on Monday night TV.
- Dec. 15 —Dolphins rally from 24-point deficit to defeat New England, 34-27, for 31st consecutive victory (excluding preseason) at Orange Bowl. QB Earl Morrall passes for 288 yards and Miami closes with 11-3 record.
- Dec. 21 —Oakland spoils Dolphins' bid for third consecutive NFL Championship, 28-26, in AFC semifinal at Oakland on 8-yard TD pass from Ken Stabler to Clarence Davis with 26 seconds remaining.

### 1975

- Jan. 31 —Howard Schnellenberger rejoins Dolphin staff as coach of receivers and passing game.
- March 1 —George Young, 44, becomes Director of Pro Scouting after seven years in Baltimore Colts' organization. He succeeds Pat Peppier.
- Sept. 22 —Winning streak at Orange Bowl stops at 31 games after 31-21 loss to Oakland.
- Oct. 19 —Dolphins intercept Jets' QB Joe Namath six times in 43-0 victory at New York.
- Oct. 22 —World Football League folds after losing \$30 million, but three ex-Dolphins still under contract to John Bassett.
- Nov. 23 —QB Bob Griese suffers torn tendons in right foot during third quarter of 33-17 loss to Baltimore at Orange Bowl.
- Dec. 7 —Third-string QB Don Strock directs 31-21 victory over Buffalo at Orange Bowl for 12th consecutive victory over Bills.
- Dec. 14 —Dolphins suffer 10-7 loss in overtime at Baltimore on 31-yard FG by Toni Linhart, and miss qualifying for playoffs for first time in six years under Don Shula.

### 1976

- Jan. 13 —Offensive line coach Monte Clark, 39, becomes head coach of the San Francisco 49ers, but he is forced to resign after an 8-6 season. He becomes head coach of Detroit Lions in 1978.
- Jan. 16 —John Sandusky, 50, becomes offensive line coach after three seasons with Philadelphia and 14 years (1959-72) with Baltimore.
- Jan. 22 —Prescription Athletic Turf (grass) approved for Orange Bowl stadium, at a cost of \$244,500.
- March 30 —Seattle selects Dolphin original OT Norm Evans in expansion draft; Tampa Bay selects LBs Bruce Elia and Doug Swift, who retires to enter medical school.
- April 6 —Joseph Robbie rejects \$2-million contract proposal by RB Larry Csonka and agent Ed Keating. Csonka signs the next day with New York Giants.
- July 9 —Don Shula signs five-year contract through 1980 season and cancels old pact which had two years remaining. He also sells his interest in the club to Joseph Robbie.

- Sept. 4 —Dolphins complete perfect (6-0) preseason with 20-7 victory at New Orleans.
- Sept. 26 —Dolphins face QB Joe Namath of New York Jets for last time and post 16-0 shutout at Orange Bowl.
- Oct. 17 —WR Howard Twilley, last of Dolphin originals, surpasses 3,000 career yards with eight catches for 104 yards in 20-17 overtime loss to Kansas City at Orange Bowl.
- Oct. 27 —Bill Arnsparger rejoins Dolphins as assistant head coach two days after being fired by New York Giants (0-7).
- Dec. 5. —WR Freddie Solomon gains 252 yards in three-TD spectacular that includes record 79-yard punt return, 53-yard pass play and 59-yard flanker reverse in 45-27 victory over Buffalo Bills at Orange Bowl.

### 1977

- March 14 —Dolphins agree to 10-year lease for use of Orange Bowl with three-year cancellation notice. New lease doubles rent to \$45,000 per game but is less than City of Miami's proposed 10 per cent of gross ticket sales.
- May 3 —Miami picks Louisiana State's A.J. Duhe in first round of draft. Duhe is 13th player selected, and he earns NFL Defensive Rookie of the Year honors in 1977.
- Sept. 11 —QB Bob Griese, forced to wear eyeglasses because of problems with contact lenses, passes for two TD's in 27-21 preseason victory at New York Giants.
- Sept. 25 —WR Nat Moore scores on 19-yard reverse, 32-yard screen pass and 73-yard deep pass in comeback 19-15 victory at San Francisco.
- Nov. 24 —QB Bob Griese becomes first since 1972 to throw six TD passes in a game, and Dolphins set records of 55 points and 503 yards in 55-14 rout on Thanksgiving Day at St. Louis.
- Dec. 5 —Rookie RB Leroy Harris gallops 77 yards for longest TD run in Dolphin history, capping 17-6 victory over Baltimore at Orange Bowl.
- Dec. 15 —Maxwell Club of Philadelphia names QB Bob Griese as its Pro Player of Year.
- Dec. 17 —Dolphins close 10-4 season with QB Bob Griese's record 22nd TD pass and Nat Moore's record 13th TD in 31-14 victory over Buffalo at Orange Bowl.

### 1978

- Feb. 17 —Chuck Connor, 40, becomes Director of Player Personnel after three years scouting for BLESTO. He succeeds Bobby Beathard, who resigned Feb. 7 and became general manager of Washington Redskins.
- April 17 —Dolphins acquire RB Delvin Williams from San Francisco 49ers in exchange for WR Freddie Solomon, FS Vern Roberson and picks in the first and fifth rounds of 1978 draft.
- Aug. 25 —QB Bob Griese suffers torn ligaments in left knee during 24-20 preseason victory at Tampa, and backup Don Strock guides Dolphins to 5-2 record before Griese returns as starter Oct. 22.
- Nov. 5 —A 17-point blitz in first quarter and 5 quarterback sacks enable Dolphins to upset defending Super Bowl champion Dallas Cowboys, 23-16, at Orange Bowl.
- Nov. 12 —Delvin Williams becomes first 1,000-yard rusher of 1978 with 144 yards and two TDs in 25-24 triumph at Buffalo, marking 18th straight win over Bills. Williams set Dolphin record of 1,258 yards rushing in season.
- Dec. 10 —LB Larry Gordon intercepts three passes in 23-6 rout of Oakland Raiders.
- Dec. 18 —Garo Yepremian ties NFL record with 16th consecutive field goal, capping 23-3 victory over New England and boosting Dolphins into playoffs as a "wild-card" entry with 11-5 record.

- Dec. 24 —Houston trips Dolphins, 17-9, in playoff opener at Orange Bowl.
- 1979**
- Jan. 8 —Howard Schnellenberger, receivers and passing game coach, is named head coach at the University of Miami.
- Jan. 22 —Dan Henning, 36, replaces Howard Schnellenberger after three seasons (1976-78) coaching the New York Jets' receivers.
- Feb. 14 —Director of Pro Scouting George Young, 48, is named General Manager of the New York Giants after five seasons (1974-78) with the Dolphins.
- Feb. 21 —Bill Davis, 40, succeeds George Young as Director of Pro Personnel. Davis was assistant coach and administrative assistant to Philadelphia Coach Dick Vermeil (1976-78) after four seasons at Michigan State (1972-75).
- Feb. 22 —RB Larry Csonka, 32, re-signs with Dolphins as a free agent after four-year absence in World Football League (1975) and NFL's New York Giants (1976-78).
- March 22 —Dolphins trade third-round pick to Oakland for safety Neal Colzie.
- April 18 —Dolphins trade third-round pick to Atlanta for linebacker Ralph Ortega.
- May 3 —Miami picks Michigan OT Jon Giesler in first round of draft. Giesler is the 24th player selected.



A.J. Duhe won NFL Defensive Rookie of Year honor in 1977.

## MIAMI DOLPHINS ALL-TIME ROSTER (1966-1978)

### HEAD COACHES

- George Wilson — Northwestern ..... 66-69
- Don Shula — John Carroll ..... 70-78

### ASSISTANT COACHES

- Arnsperger, Bill —  
Miami, Ohio ..... 70-73, 76-78
- Bingaman, Les — Illinois ..... 66-69
- Clark, Monte — Southern Cal ..... 70-75
- Costello, Vince — Ohio U ..... 74
- Doll, Don — Southern Cal ..... 75-76
- Hefferle, Ernie — Duquesne ..... 66-69
- Idzik, John — Maryland ..... 66-69
- Keane, Tom — West Virginia ..... 66-78
- McPeak, Bill — Pittsburgh ..... 73-74
- Pellegrini, Bob — Maryland ..... 66-67
- Sandusky, John — Villanova ..... 76-78
- Scarry, Mike — Waynesburg ..... 70-78
- Schnelker, Bob — Bowling Green ..... 74
- Schnellenberger, Howard —  
Kentucky ..... 70-72, 75-78
- Taseff, Carl — John Carroll ..... 70-78
- Walston, Bobby — Georgia ..... 66-67

### PLAYERS ON ACTIVE ROSTER

- Alexander, John (DE) Rutgers ... 77-78
- Anderson, Dick (SS) Colo ... 68-75, 77
- Anderson, Terry (WR)
- Bethune-Cookman ..... 77-78
- Andrews, John (DE) Morgan St . . 75-76
- Auer, Joe (RB) Georgia Tech ..... 66-67
- Babb, Charlie (S) Memphis St ... 72-78
- Bachman, Ted (CB) N Mex St ..... 76
- Baker, Mel (WR) Texas So ..... 74
- Ball, Larry (LB) Louisville . 72-74, 77-78
- Bannon, Bruce (LB) Penn St ..... 73-74
- Barber, Rudy (LB)
- Bethune-Cookman ..... 68
- Barisich, Carl (DT) Princeton .... 77-78
- Barnes, Rodrigo (LB) Rice ..... 75
- Baumhower, Bob (DT) Ala ..... 77-78
- Beier, Tom (S) Miami, Fla ..... 67, 69
- Benjamin, Guy (QB) Stanford ..... 78
- Berger, Ron (DE) Wayne State ..... 73
- Betters, Doug (DE) Nev/Reno ..... 78
- Bokamper, Kim (LB) San Jose St 77-78
- Bosarge, Wade (S) Tulsa ..... 77
- Boutwell, Tom (QB) So Miss ..... 69
- Boynton, John (T) Tennessee ..... 69
- Bramlett, John (LB)
- Memphis State ..... 67-68
- Branch, Mel (DE) LSU ..... 66-68
- Braxton, Jim (RB) W. Va ..... 78
- Briscoe, Marlin (WR) Omaha ..... 72-74
- Brown, Dean (S) Ft Valley St ..... 70
- Brownlee, Claude (DE) Benedict ..... 67
- Bruggers, Bob (LB) Minnesota . . 66-68
- Bulach, Norm (LB) TCU ..... 75-78
- Buoniconti, Nick (LB)
- Notre Dame ..... 69-74, 76
- Canale, Whit (DE) Tennessee ..... 66
- Carlton, Darryl (T) Tampa ..... 75-76
- Carpenter, Preston (TE) Ark ..... 66
- Casares, Rick (RB) Florida ..... 66
- Cefalo, Jimmy (WR) Penn St ..... 78
- Chambers, Rusty (LB) Tulane ... 76-78
- Chesser, George (RB)
- Delta State ..... 66-67
- Clancy, Jack (WR) Michigan ..... 67-69
- Clancy, Sean (LB) Amherst ..... 78
- Cole, Terry (RB) Indiana ..... 71
- Cooke, Ed (DE) Maryland ..... 66-67
- Cornelius, Charles (CB)
- Bethune-Cookman ..... 77-78
- Cornish, Frank (DT)
- Grambling ..... 70-71
- Cox, Jim (TE) Miami, Fla ..... 68
- Cronin, Bill (TE) Boston College ..... 66
- Crowder, Randy (DT)
- Penn State ..... 74-76
- Crusan, Doug (T) Indiana ..... 68-74
- Csonka, Larry (RB) Syracuse ..... 68-74
- Current, Mike (T) Ohio St ..... 67, 77-78
- Darnall, Bill (WR) N. Carolina ..... 68-69
- Davis, Gary (RB) Cal Poly SLO ... 76-78
- Davis, Ted (LB) Georgia Tech ..... 70
- DeMarco, Bob (C) Dayton ..... 70-71
- Del Galzo, Jim (QB) Tampa ..... 72, 75
- Den Herder, Vern (DE)
- Central Iowa ..... 71-78
- Dennery, Mike (LB) So Miss ..... 76
- Dotson, Al (DT) Grambling ..... 66
- Drougas, Tom (T) Oregon ..... 75-76
- Duhe, A. J. (DE) LSU ..... 77-78
- Dunaway, Jim (DT) Mississippi ... 72
- Dvorak, Rick (DE) Wichita St ..... 77
- Edmunds, Randall (LB)
- Georgia Tech ..... 68-69
- Elia, Bruce (MLB) Ohio State ..... 75
- Ellis, Ken (CB) Southern ..... 76
- Emanuel, Frank (LB) Tenn ..... 66-69
- Erlandson, Tom (LB) Wash. St ... 66-67
- Evans, Norm (T) TCU ..... 66-75
- Falson, Earl (DE) Indiana ..... 66
- Farley, Dale (LB) W. Virginia ..... 71
- Fernandez, Manny (DE) Utah ..... 68-75
- Fleming, Marv (TE) Utah ..... 70-74
- Foley, Tim (CB) Purdue ..... 70-78
- Fowler, Charlie (G) Houston ..... 67-68
- Funchess, Tom (T) Jackson St ..... 74
- Gilchrist, Cookie (RB) None ..... 66
- Ginn, Hubert (RB) Fla. A&M ..... 70-75
- Goode, Irv (C-G) Kentucky ..... 73-74
- Goode, Tom (C) Miss. State ..... 66-69
- Gordon, Larry (LB) Ariz. St ..... 76-78
- Grady, Garry (S) E. Mich ..... 69
- Griese, Bob (QB) Purdue ..... 67-78
- Hammond, Kim (QB) Fla. St ..... 68
- Hardy, Bruce (TE) Ariz. St ..... 78
- Harper, Jack (RB) Florida ..... 67-68
- Harris, Durliel (WR) N Mex St ... 76-78
- Harris, Leroy (RB) Ark St ..... 77-78
- Haynes, Abner (RB) N. Tex. St ... 67
- Heinz, Bob (DT) Pacific ... 69-74, 76-77
- Heath, Clayton (RB)
- Wake Forest ..... 76
- Higgins, Jim (G) Xavier ..... 66
- Hill, Barry (S) Iowa State ..... 75-76
- Hill, Ike (WR) Catawba ..... 76

Hines, Jimmy (WR) Texas So	69	Pearson, Willie (CB) N.C. A&T	69
Holmes, John (DE) Fla. A&M	66	Pesuit, Wally (T) Kentucky	77-78
Holmes, Mike (WR) Texas So	76	Petrella, Bob (S) Tennessee	66-71
Hopkins, Jerry (LB) Tex. A&M	67-68	Powell, Jesse (LB) W. Tex. St.	69-73
Howell, Mike (DB) Grambling	72	Price, Sam (RB) Illinois	66-68
Hudock, Mike (C) Miami, Fla.	66	Pryor, Barry (RB) Boston U.	69-70
Hunter, Billy (RB) Syracuse	66	Pyburn, Jack (T) Texas A&M	67-68
Jackson, Frank (WR) SMU	66-67	Rather, Bo (WR) Michigan	73, 78
Jacobs, Ray (DT)	67-68	Reese, Don (DT) Jackson St.	74-76
Howard Payne	67-68	Rhone, Earnest (LB)	
Jaquess, Pete (DB)		Henderson St.	75, 77-78
E. New Mex.	66-67	Rice, Ken (G) Auburn	66-67
Jenkins, Al (T) Tulsa	72	Richardson, Jeff (T) Mich. St.	69
Jenkins, Ed (RB) Holy Cross	72	Richardson, John (DT) UCLA	67-71
Joe, Billy (RB) Villanova	66	Richardson, Willie (WR)	
Johnson, Curtis (CB) Toledo	70-78	Jackson St.	70
Joswick, Bob (DE) Tulsa	68-69	Riley, Jim (DE) Oklahoma	67-71
Keating, Bill (DT) Michigan	67	Roberson, Bo (WR) Cornell	66
Keyes, Jimmy (LB-K) Miss.	68-69	Roberson, Vern (S) Grambling	67
Klick, Jim (RB) Wyoming	68-74	Roberts, Archie (OB) Columbia	77
Kindig, Howard (G-C)		Roberts, George (P) Va. Tech	78
Cal St-LA	72-73	Roberts, Guy (LB) Maryland	77
Kocourek, Dave (TE) Wisconsin	86	Roderick, John (WR) SMU	66-67
Kolen, Mike (LB) Auburn	70-75, 77	Rudolph, Jack (LB) Ga. Tech	66
Kremsner, Karl (K) Tennessee	69-70	Rudolph, Jack (LB) Ga. Tech	66
Kuechenberg, Bob (G) N. Dame	70-78	Salter, Bryant (S) Pittsburgh	76
Laakso, Eric (T) Tulane	78	Scott, Jake (S) Georgia	70-75
Lamb, Mack (CB) Tenn A&I	67-68	Seipke, Larry (P) Kentucky	67-77
Langer, Jim (C) S. Dakota St.	71-78	Selridge, Andy (LB) Virginia	76
Leigh, Charles (RB) None	71-73	Sellers, Ron (WR) Florida St.	73
Little, Larry (G)		Simpson, Bob (DE) Colorado	78
Bethune-Cookman	69-78	Small, Gerald (CB)	
Lothridge, Billy (P) Ga. Tech	72	San Jose St.	78
Lustig, Booth (K) Connecticut	67	Smith, Tom (RB) Miami, Fla.	73
Malone, Benny (RB) Ariz. St.	74-78	Solomon, Freddie (WR) Tampa	75-77
Mandich, Jim (TE) Michigan	70-77	Speyrer, Cotton (WR) Texas	75
Mass, Wayne (T) Clemson	71	Stanfill, Bill (DE) Georgia	69-76
Matheson, Wes (LB) Duke	71-78	Stofa, John (QB) Buffalo	66-67, 69-70
Mathews, Wes (WR) NE Okla.	66	Stowe, Otto (WR) Iowa State	71-72
Mauck, Carl (C) So. Illinois	70	Strock, Don (QB) Va. Tech	73-78
McBride, Norm (DE) Utah	69-70	Stuckey, Henry (CB) Missouri	72-74
McCreary, Loaird (TE)		Swift, Doug (LB) Amherst	70-75
Tennessee St.	76-77	Thomas, Norris (CB) So. Miss.	77-78
McCullers, Dale (LB) Fla. St.	69	Thornton, Jack (LB) Auburn	66
McDaniel, Wahoo (TE) Okla.	66-68	Tillman, Andre (TE) Tex. Tech	74-78
McFarland, Jim (LB) Nebraska	75	Torozone, Laverne (DE) Nebraska	66
McGeever, John (S) Auburn	66	Towle, Steve (LB) Kansas	75-78
Mertens, Jim (TE) Fairmont St.	69	Tucker, Gary (RB) Chattanooga	68
Michel, Mike (P/K) Stanford	77	Twilley, Howard (WR) Tulsa	66-76
Milton, Gene (WR) Fla. A&M	68-69	Urbanek, Jim (DT) Miss.	68
Mingo, Gene (K) None	66-67	Volk, Rick (S) Michigan	77-78
Mira, George (QB) Miami, Fla.	71	Wade, Charley (WR) Tenn St.	73
Mitchell, Melvin (G) Tenn St.	76-78	Wantland, Hal (TE) Tenn.	66
Mitchell, Stan (RB) Tennessee	66-70	Wartfield, Paul (WR) Ohio State	70-74
Moore, Mauty (DT)		Warren, Jimmy (CB) Illinois	66-69
Bethune-Cookman	72-74	Washington, Dick (DB)	
Moore, Nat (WR) Florida	74-78	Bethune-Cookman	68
Moore, Wayne (T) Lamar Univ.	70-78	Weisacosky, Ed (LB) Miami, Fla.	68-70
Moreau, Doug (TE) La. St.	66-69	West, Willie (S) Oregon	66-68
Morrall, Earl (QB) Mich. St.	72-76	Westmoreland, Dick (CB)	
Morris, Mercury (RB)		N.C. A&T	66-69
West Texas St.	69-75	White, Jeris (CB) Hawaii	74-76
Mumphord, Lloyd (CB) Tex. So.	69-74	Wickert, Tom (T) Wash. State	74
Neff, Bob (S)		Williams, Delvin (RB) Kansas	78
Stephen F. Austin	66-68	Williams, Maxie (G-T) SE La.	66-70
Neighbors, Billy (G) Alabama	66-69	Wilson, George, Jr. (QB) Xavier	66
Newman, Ed (G) Duke	73-78	Windauer, Bill (DT) Iowa	75
Nomina, Tom (DT) Miami, Ohio	66-68	Winfrey, Stan (RB) Ark St.	75-77
Noonan, Karl (WR) Iowa	66-71	Wood, Dick (QB) Auburn	66
Norton, Rick (QB) Kentucky	68-69	Woods, Larry (DT) Tenn. State	73
Nottingham, Don (RB) Kent St.	73-77	Woodson, Fred (G) Fla. A&M	67-69
Owens, Morris (WR) Ariz. St.	75-76	Yepremian, Garo (K) None	70-78
Palmer, Dick (LB) Kentucky	70	Young, Steve (T) Colorado	77
Park, Ernie (G) McMurry	66	Young, Willie (T) Alcorn A&M	73
		Zecher, Rich (DT) Utah State	66-67

## ALL-TIME DRAFT CHOICES

(Bold Face Indicates Active Roster)

### 1966 EXPANSION DRAFT (1-15-66)

FROM NEW ENGLAND	QB Arizona	FROM KANSAS CITY	DT Grambling
Eddie Wilson	Alabama	Al Doton	DE Louisiana St
Billy Neighbors	Boston College	Neil Branch	WR SMU
Ross O'Hanley	Georgia Tech	Frank Jackson	LB Arkansas
Jack Rudolph		Ron Caveness	LB Arkansas
FROM BUFFALO		FROM NEW YORK JETS	
Billy Joe	FB Villanova	Wahoo McDaniel	LB Oklahoma
Bo Roberson	WR Cornell	Mike West	S Oregon
Jim Davidson	OT Ohio State	Willie Hudock	C Miami (Fla.)
Howard Simpson	DT Auburn	LeVarne Torczon	DE Nebraska
FROM DENVER		FROM OAKLAND	
John McGeever	S Auburn	Rich Zecher	DT Utah State
Ed Cooke	DE Maryland	Kan Rice	QB Auburn
Tom Erlanson	LB Washington St	Dick Wood	G Auburn
Tom Notmie	DT Miami (Ohio)	Gene Mingo	X None
FROM HOUSTON		FROM SAN DIEG	
Norm Evans	OT Texas Christian	Dave Kocourek	TE Wisconsin
Tom Goode	C Miss. State	Ernie Park	OT McMurry
Jack Spikes	FB Texas Christian	Jimmy Warren	CB Illinois
Maxie Williams	OT SE Louisiana	Dick Westmoreland	CB N.C.A. & T

### 1966 DRAFT CHOICES (11-27-65)

No	Name	Pos	College	No	Name	Pos	College
1a	x-Jim Grabowski	RB	Illinois	11	Sam Price	RB	Illinois
1b	Rick Norton	QB	Kentucky	12	Howard Twilley	WR	Tulsa
2	Frank Emanuel	G	Tennessee	13	x-Ken Kramer	TE	Minnesota
3	x-Larry Gagner	G	Florida	14	Phil Scoggin	OT	Texas A & M
4	x-Dick Letford	RB	West Virginia	15	Jerry Oliver	P	SW Texas
5	Grady Bolton	DT	Miss. St.	16	Don Lorenz	DE	Stephen Austin
6	x-Ed Weissacosky	LB	Miami (Fla.)	17	x-Mike Bender	G	Arkansas
7	x-Dan Hansen	LB	Illinois	18	x-Rick Kastner	G	Kentucky
8	Bob Petrella	S	Tennessee	19	Doug Marreau	TE	Louisiana St
9	Bill Matan	DE	Kansas St.	20	John Tooker	CB	Adams State
10	x-Pat Kilorrin	C	Syracuse				

x-signed with National Football League

### 1966 REDSHIRT DRAFT

No	Name	Pos	College	No	Name	Pos	College
1	John Roderick	WR	SMU	7	Don Williams	DE	Wofford
2	Harold Fulford	WR	Auburn	8	Jon Brittanum	QB	Arkansas
3	Jack Glancy	WR	Michigan	9	x-Craig Baynham	WR	Georgia Tech
4	x-Jim Markins	RB	Florida St.	10	x-Randy Warner	OT	Tarleton State
5	x-Fritz Greenlee	TE	Arizona	11	Kai Anderson	C	Illinois
6	Bill Darnall	DB	North Carolina				

x-signed with National Football League

### 1967 DRAFT CHOICES

No	Name	Pos	College	No	Name	Pos	College
1	Bob Giese	QB	Purdue	10	Tom Bieler	TE	Miami (Fla.)
2	Jim Riley	DT	Oklahoma	11	Jack Pyburn	OT	Texas A & M
3	TO DENVER for Cooke Gichrist	DE	Yale	12a	Stan Juk	LB	South Carolina
4	TO DENVER for Cooke Gichrist	RB	Chattanooga	12b	Jim Whitaker	CB	Missouri
5a	TO DENVER for Cooke Gichrist			13	(from Denver for Jerry Oliver)		
5b	x-Gary Tucker	RB	Chattanooga	14	Charlie Stokes	QB	Went State
6	Tucker, Gary (RB) Chattanooga			15	Jake Ferro	LB	Youngstown
7	Bud Norris	TE	Washington St.	16	Maurice Calhoun	RB	Central Ohio
8	Larry Selpe	TE	Kentucky	17	Larry Kissam	OT	Florida St.
9	John Richardson	DT	UCLA				

x-taxi squad '67

### 1968 DRAFT CHOICES

No	Name	Pos	College	No	Name	Pos	College
1a	Larry Caonka	RB	Syracuse	8a	TO NEW YORK for Archie Roberts		
1b	Doug Crusan	OT	Indiana	8b	Randall Edmunds	LB	Georgia Tech
2a	Jim Keyes	LB-K	Mississippi	9a	(from Oakland for Dave Kocourek)		
2b	Jim Cox	TE	Miami (Fla.)	9b	Sam McDowell	OT	SW Missouri
3a	Jim Urbanek	DT	Mississippi	10	y-Tom Pacorak	CB	Houston
3b	Dick Anderson	S	Colorado	11	Joe Mirto	OT	Miami (Fla.)
4	TO DENVER for Jon Bramlett			12	Cornelius Cooper	DE	Prairie View
5	Kim Hammond	RB	Wyoming	13	Bob Joswick	OT	Akron U.
6a	(from Denver in 7-man deal)			14	Ray Bink	TE	Tulsa
6b	x-Jimmy Hines	WR	Texas Southern	16	Henry Still	LB	Miami (Fla.)
7	x-John Boynton	OT	Tennessee	17	Bill Nemeth	DT	Bethune-Cook

x-taxi squad '68, active roster '69

### 1969 DRAFT CHOICES

No	Name	Pos	College	No	Name	Pos	College
1	Bill Stanfill	DE	Georgia	8	Bruce Weinstein	TE	Yale
2	Bob Heinz	DT	Univ. Pacific	9	Jesse Powell	LB	West Texas St.
3	Mercury Morris	LB	West Texas St.	10	Mike Gardo	TE	Fairmont St.
4	Norm McBride	LB	Utah	11	Dale McCullers	DT	N. Dakota St.
5a	Willie Pearson	WR	N.C.A. & T	12	Amos Ayers	LB	Florida St.
5b	Karl Kremser	K	Tennessee	13	Glynn Thompson	AR	AM & N
6	(from Oakland for John Roderick)			14	Chuck McGeehan	WR	Troy State
7a	John Egan	G	Noire Dame	15	Lloyd Mumphord	WR	Tennessee
7b	Ed Luck	C	Boston College	16	Charles Williams	WR	East Tenn
	John Kulka	G	Penn State	17	Tom Krallman	G	Tennessee St
	(from San Diego for Tom Erlanson)						

### 1970 DRAFT CHOICES

No	Name	Pos	College	No	Name	Pos	College
1	TO CLEVELAND for Paul Warfield			10	Dick Nittinger	G	Tampa
2	Jim Mandich	TE	Michigan	11	Brownie Wheelless	OT	Rice
3	Tim Foley	CB	Purdue	12	Mike Kolen	LB	Auburn
4	Curtis Johnson	CB	Toledo	13	Dave Biddington	RB	Springfield
5	TO NEW ENGLAND in Buccaneers deal			14	Gary Brackett	G	Ark. AM & N
6	Dave Campbell	DE	Auburn	15	Pat Hauser	WR	East Tenn
7	Jackie Scott	S	Georgia	16	Charles Williams	G	Tennessee St
8	Narvel Chavers	R	Jackson St.	17	George Myles	DT	Morris Brown
9	Hubert Ginn	RB	Florida A & M				

### 1971 DRAFT CHOICES

No	Name	Pos	College	No	Name	Pos	College
1	TO BALTIMORE for Don Stula			10	Ron Maree	QB	Purdue
2	Otto Stowe	WR	Iowa State	11	Vic Surma	OT	Penn State
3	Dale Farley	LB	West Virginia	12	Leroy Byers	RB	Alcorn A & M
4	x-Joe Theismann	QB	Notre Dame	13	Lonnie Hepburn	CB	Texas Southern
5	TO PITTSBURGH for Willie Richardson			14	David Vaughan	TE	Memphis St
6	Dennis Coleman	LB	Mississippi	15	Bob Richards	G	California
7	Ron Dickerson	CB	Kansas St	16	Chris Myers	WR	Kanoyon
8	TO PITTSBURGH for Bob DeMarco			17	Curt Mark	LB	Mayville St
9	Vern Den Herder	DE	Central Iowa				

x-signed with Canadian Football League

### 1972 DRAFT CHOICES

No	Name	Pos	College	No	Name	Pos	College
1	x-Mike Kadish	DT	Notre Dame	8	Craig Curry	QB	Minnesota
2	TO CLEVELAND for Bob Matheson			9	Greg Johnson	CB	Wisconsin
3	Gary Koans	RB	Dayton	10	TO HOUSTON for Russell Price		
4a	Larry Ball	DE	Louisville	11	Ed Jenkins	WR	Holy Cross
4b	Al Benton	OT	Ohio Univ	12	Ashley Bell	TE	Purdue
5	Charlie Babb	CB	Memphis St	13	Archy Robinson	CB	Hillsdale
6	y-Ray Nettles	LB	Tennessee	14	Willie Jones	CB	Tampa
7a	Bill Adams	G	Holy Cross	15	Bill Davis	DT	Wm & Mary
7b	(from Denver for John Stofa)			16	Al Hannah	WR	Wisconsin
7c	Calvin Hattal	RB	Arkansas St	17	Vern Brown	S	Western Mich

x-taxi squad '72  
y-signed with Canadian Football League

### 1973 DRAFT CHOICES

No	Name	Pos	College	No	Name	Pos	College
1	TO BUFFALO for Martin Briscoe			7d	Tom Smith	QB	Miami (Fla)
2	x-Chuck Bradley	WR	Jackson State	8	Archie Pearmon	DE	NE Oklahoma
3	Leon Gray	OT	Oregon	9	Karl Lorch	DE	Southern Cal
4	Bo Ratter	WR	Michigan	10	Ron Fernandes	DE	Eastern Mich
5a	Don Strack	QB	Virginia Tech	11	Chris Kates	G	Boston College
5b	Dave McCurry	RB	Arizona State	12	Mike Mullen	LB	Tulane
6	Ed Newman	WR	Duke	13	Joe Booker	RB	Miami (Ohio)
7a	Kevin Reilly	LB	Villanova	14	Greg Boyd	RB	Arizona
7b	(from New England for Wayne Mass)			15	Bill Palmer	TE	St Thomas
7c	Ben Shephard	RB	Ark Tech	16	James Jackson	DE	Norfolk St
7d	(from New England for Bill Griffin)			17	Charley Wade	WR	Tennessee St

x-injured reserve '73

### 1974 DRAFT CHOICES

No	Name	Pos	College	No	Name	Pos	College
1	Don Reese	DE	Jackson St	7b	Joe Sullivan	OT	College College
2a	y-Andre Tillman	TE	Texas Tech	8a	Mel Baker	WR	Texas Southern
2b	Benny Malone	RB	Arizona State	9a	Tom Wickert	OT	Washington St
3	Jarle White	CB	Hawaii	9b	x-Bob Lilly	LB	Cornell
4	x-Bill Stevenson	DT	Florida	10	Gary Valbuena	QB	Tennessee
5	Randy Crowder	LB	Oklahoma St	11	Jim Revels	DE	UCLA
6	(from Baltimore in Hubert Ginn deal)			12	x-Clayton Heath	RB	Florida
6b	Carl Swarc	WR	Nebraska	13	Sam Johnson	LB	Wake Forest
7a	Carl Swarc	WR	Rice	14	Larry Cates	CB	Arizona State
7b	(from New Orleans for Jeff White)			15	Jesse Wolf	DT	Western Mich
				16	Ken Dickerson	CB	Praine View

x-signed with World Football League  
y-injured reserve '74

### 1975 DRAFT CHOICES

No	Name	Pos	College	No	Name	Pos	College
1	Darryl Carlton	OT	Tampa	10a	Clyde Russell	RB	Oklahoma
2a	Freddie Solomon	WR	Tampa	10b	Joe Jackson	TE	Penn State
2b	(from Green Bay for Jim Del Gaizo)			10c	Joe Daniele	K	Washington St
3	Stan Winfrey	RB	Arkansas St	11	John Dilworth	CB	NW Louisiana St
4	Gerald Hill	LB	Houston	12	Joe Yancey	OT	Henderson St
5a	Bruce Eila	WR	Ohio State	13	Leonard Isabel	WR	Tulsa
5b	Morris Owens	LB	Arizona St	14a	James Lewis	CB	Tennessee St
5c	Barry Hill	LB	Iowa State	14b	(from NY Giants for Ed Jenkins)		
5d	Steve Towle	LB	Kansas	15	Jack Graham	QB	Colorado St
6b	(from NY Jets for Larry Woods)			16	Skip Johns	RB	Carson-Newman
7	Philip Kent	RB	Baylor	17	Vernon Smith	C	Georgia
8	Barney Crawford	DT	Harding College		Dwaine Copeland	RB	Middle Tenn St
9	James Wilson	G	Clark College				

### 1976 DRAFT CHOICES

No	Name	Pos	College	No	Name	Pos	College
1a	Larry Gordon	LB	Arizona St	9	z-Norris Thomas	QB	Southern Miss
1b	(from Washington for Joe Theismann)			10a	Gary Fencik	S	Yale
2	Loatrd McCrea	TE	San Jose St	10b	(from Washington for Karl Lorch)		
3	Melvin Harris	WR	Tennessee St	11	Don Testerman	RB	Clemson
4	Melvin Mitchell	G	Tennessee St	12a	Dexter Pride	RB	Minnesota
4a	(from Detroit for Larry Ball)			12b	Randy Young	OT	Iowa State
5	TO PHILADELPHIA for Norm Bulanch				Darryl Brandford	DT	Northwestern
6	TO DETROIT with Larry Ball				Bernie Head	CB	Tulsa
7a	Gary Davis	RB	Cal Poly (SLQ)	13	Bob Gissler	LB	South Dakota St
7b	(from New Orleans for Mel Baker)			14	Ron Holmes	RB	Utah State
7c	Johnny Owens	DE	New Las Vegas	15	Mike Green	P-WR	Ohio Univ
8	Bob Simpson	DE	Tennessee St	16	x-Jeff Grantz	CB	South Carolina
9	James Wilson	OT	Colorado				

x-remained at South Carolina as coach  
y-injured reserve '76

### 1977 DRAFT CHOICES

No	Name	Pos	College	No	Name	Pos	College
1	A. J. Duhe	DE	Louisiana St	5b	Leroy Harris	RB	Arkansas State
2	Bob Baumhower	OT	Alabama	6	TO NY GIANTS for Andy Selfridge		
3a	TO HOUSTON for Ken Ellis			7	x-Bruce Herron	LB	New Mexico
3b	Mike Watson	OT	Miami (Ohio)	8	Horace Perkins	CB	Colorado
4	(from Chicago for Bo Ratter)			9	Robert Turner	RB	Oklahoma St
5a	TO WASHINGTON in Jake Scott deal			10	Mark Carter	OT	Eastern Mich
	(from Tampa for Ray Nettles rights)			11	John Alexander	DE	Rutgers
				12	Terry Anderson	WR	Bethune-Cookman

z-quit camp '76, active roster '77

### 1978 DRAFT CHOICES

No	Name	Pos	College	No	Name	Pos	College
1	TO SAN FRANCISCO in Delvin Williams deal			6	Doug Betters	DE	Nevada Ranch
2	Guy Benjamin	OT	Duke	7a	Karl Baldischewski	OT	Oklahoma
3a	Lyman Smith	QB	Stanford	7b	x-Lloyd Henry	WR	Nt. Mississipi
3b	(from NY Giants for Larry Csonka)			8	Sean Clancy	LB	Arkansas
4a	Jimmy Getallo	WR	Penn State	9	Bruce Hardy	TE	Arizona State
4b	Gerald Small	CB	San Jose St	10	x-Mark Dennard	C	Texas A & M
4c	(from Cleveland for Paul Warfield)			11	TO SEATTLE for Carl Barkson		
4d	Eric Laake	OT	Tulane	12a	Mike Moore	RB	Middle Tenn
5a	Fred Burghauer	S	Notre Dame	12b	Billy Kennel	QB	Northern Colo.
5b	TO SAN FRANCISCO in Delvin Williams deal						

x-injured reserve '78

### 1979 DRAFT CHOICES

No	Name	Pos	College	No	Name	Pos	College
1	Jon Gieseler	OT	Michigan	7	Uwevon Schamarr	K-P	Oklahoma
2	Jeff Toews	G	Washington	8a	Jeff Groth	WR	Bowling Green
3a	Tony Nathan	RB	Alabama	8b	(from Washington for Jim Mandich)		
3b	Mel Land	LB	Michigan St	8c	(from Denver for Jim Klick)		
3c	Ronnie Lee	TE	Baylor	8d	TO TAMPA BAY for Council Rudolph		
4	TO ATLANTA for Ralph Ortega			9	Jeff Weston	OT	Notre Dame
5	Steve Howell	RB	Baylor	10a	Jerome Stanton	S	Michigan St
6	Don Bessliue	SS	Georgia Tech	10b	(from Detroit for Karl Baldischewski)		
	Steve Lindquist	G	Nebraska	11	Mike Kozlowski	RB	Colorado
				12	Mike Blanton	DE	Georgia Tech
					Larry Fortner	QB	Miami (Ohio)

### VOLUNTARY COMPENSATION

Three former Dolphins — Larry Csonka, Paul Warfield and Jim Klick — re-entered the NFL in 1976 after a year in the defunct World Football League. Their new NFL clubs voluntarily compensated the Dolphins in this manner:  
 N.Y. Giants — 3rd in 1978, 3rd in 1979 for Csonka.  
 Cleveland Browns — 4th and 7th in 1978 for Warfield.  
 Denver Broncos — 12th in 1978, 8th in 1979 for Klick.

### DOLPHIN TRADING HISTORY

**1966**  
 LB Ron Caveness to Houston for draft rights to QB Billy Anderson

**1967**  
 S John McGeever to San Diego for DE Bob Petrich  
 C Mike Hudock to New York Jets for OT Nick DeFalco (4-4)  
 TE Bill Cronin to Denver for DT Ray Jacobs (5-4)  
 G Ernie Park, QB George Wilson Jr., DE Earl Faison and RB Cookie Gilchrist to Denver for LB Jerry Hopkins, RB Abner Haynes, DE Danny LaRose and 6th pick in 1968 (6-27)

**1969**  
 QB Kim Hammond, LB John Bramlett and 5th pick in 1970 for LB Nick Buoniconti (3-24)  
 CB Mack Lamb to San Diego for G Larry Little (7-2)

**1970**  
 CB Dick Westmoreland to Minnesota for G Bookie Bolln (5-1)  
 S Tom Beler to San Francisco for T-C Lance Olssen (5-1)  
 WR Jack Clancy to Green Bay in compensation for TE Marv Fleming (5-18)

**1971**  
 C Carl Mauck to San Diego for DT Tony Liscio and 4th pick in 1972 (9-8)

**1972**  
 LB Dale Farley to Buffalo for DT Jim Dunaway (6-7)  
 DT Frank Cornish to Buffalo for G-C Howard Kindig and 5th pick in 1973

**1973**  
 WR Otto Stowe to Dallas for WR Ron Sellers and 2nd pick in 1974 (5-10)  
 RB Hubert Ginn to Baltimore for RB Don Nottingham, 6th pick in 1974 (10-2)  
 DT Mike Kadish to Buffalo for G-G Irv Goode (8-27)

**1975**  
 WR Marlin Briscoe and RB Hubert Ginn to St. Louis for RB Donny Anderson and compensation for TE Jim McFarland (5-6)  
 LB Bruce Bannon to San Diego for DE Pete Lazelich (7-23)

**1976**  
 FS Jake Scott and 4th pick in 1977 to Washington for FS Bryant Salter (8-24)

**1977**  
 OT Darryl Carlton to Tampa Bay for OT Mike Current and 5th pick in 1978 (8-8)

**1978**  
 WR Freddie Solomon, S Vern Roberson, 1st and 5th picks in 1978 to San Francisco for RB Delvin Williams (4-17)  
 RB Benny Malone and pick in 1980 to Washington for FB Jim Braxton and 3rd pick in 1979 (10-10)

## STRAIGHT DRAFT PICKS

**1966**  
 QB George Wilson Jr. from Buffalo 13th In 1967  
 RB Jack Spikes to Buffalo (8-30) 5th In 1967  
 DT Jerry Oliver to Denver 12th In 1967  
 TE Bill Cronin from Oakland 8th In 1967  
 RB Coogle Gilchrist from Denver (11-10) 3rd, 5th In 1967

**1967**  
 LB John Bramlett from Denver (7-25) 4th In 1968  
 TE Dave Kocourek to Oakland (9-5) 8th In 1968  
 QB Jon Brittenum to San Diego 3rd In 1968  
 QB Billy Anderson to Houston 9th In 1968  
 QB Archie Roberts from NY Jets (9-26) 8th In 1968  
 QB John Stofa to Cincinnati (12-26) 1st, 2nd In 1968

**1968**  
 LB Tom Erlanson to San Diego (8-19) 7th In 1969  
 WR John Roderick to Oakland (8-21) 5th In 1969

**1970**  
 WR Paul Warfield from Cleveland (1-26) 1st In 1970  
 C Bob DeMarco from Pittsburgh (8-31) 8th In 1971  
 WR Willie Richardson from Pittsburgh (9-15) 5th In 1971

**1971**  
 LB Bob Matheson from Cleveland (9-1) 2nd In 1972  
 DE Russell Price from Houston 10th In 1972  
 QB John Stofa to Denver (11-23) 7th In 1972

**1972**  
 WR Marlin Briscoe from Buffalo (6-7) 1st In 1973  
 OT Wayne Mass to New England 7th In 1973  
 G-C Bill Griffin to New England 7th In 1973  
 C Bob DeMarco to Cleveland (9-26) 7th In 1973

**1973**  
 QB Jim Del Gaizo to Green Bay (8-22) 2nd In 1974, 1975  
 CB Dave McCurry to Chicago 9th In 1974  
 K Jeff White to New Orleans (8-29) 7th In 1974

**1974**  
 QB Joe Theismann to Washington (1-25) 1st In 1976  
 DT Larry Woods to NY Jets (8-7) 6th In 1975  
 WR Charley Wade to Chicago (8-9) 10th In 1975  
 RB Ed Jenkins to NY Giants (8-17) 14th In 1975  
 G-C Howard Kindig to Washington (8-21) 10th In 1975  
 OT John Mooring from NY Jets (8-28) 6th In 1975  
 WR Bo Rather to Chicago (9-10) 3rd In 1977

**1975**  
 CB Henry Stuckey to NY Giants (1-28) 5th In 1975  
 RB Norm Bulalch from Philadelphia (7-9) 4th In 1976  
 LB Larry Ball, 5th In 1976 to Detroit (9-7) 4th In 1976  
 WR Mel Baker to New Orleans (9-9) 7th In 1976

**1976**  
 LB Rodrigo Barnes to St. Louis (4-6) 12th In 1976  
 RB Mercury Morris to San Diego (8-24) 4th In 1977  
 LB Andy Selfridge from NY Giants (9-2) 6th In 1977  
 CB Ken Ellis from Houston (9-21) 3rd, 4th In 1977

**1977**  
 LB Ray Nettles, rights to Tampa (1-21) 5th, 6th In 1977  
 WR Barry Smith from Tampa Bay and  
 T Randy Young from Tampa Bay (2-7) 6th In 1977  
 DT Carl Barlsich from Seattle (7-20) 11th In 1978  
 OT Steve Young from Tampa Bay (8-30) 5th In 1978  
 CB Jeris White to Tampa Bay (9-5) 5th In 1978

**1978**  
 TE Jim Mandlich to Washington (5-11) 8th In 1979, 1980  
 DE Council Rudolph from Tampa Bay (7-5) 8th In 1979  
 OT Karl Baldischwiler to Detroit (8-28) 10th In 1979

**1979**  
 FS Neal Colzie from Oakland (3-22) 3rd In 1979  
 LB Ralph Ortega from Atlanta (4-18) 3rd In 1979



'78 Game-by-Game



## New York Jets 33, Miami 20

New York, Sept. 3 — Quarterback Richard Todd unloaded touchdown bombs of 47 and 43 yards to swift Wesley Walker in the Jets' upset victory. The Dolphins had won 14 of the last 16 games between the teams. Todd and Walker stung the Miami secondary on the Jets' fourth play, a 47-yard strike which Walker caught as he crossed the goal line. The Dolphins jumped to within 13-6 in the second quarter when Delvin Williams, running a halfback reverse, evaded three tackles and spurred 58 yards for a touchdown. But the Jets responded with a 10-play, 59-yard drive capped by Todd's one-yard pass to tight end Mickey Shuler for a 20-6 halftime bulge. Williams finished with 119 yards on 11 carries in his debut with the Dolphins. Quarterback Don Strock, subbing for injured Bob Griese, was intercepted twice in the first half.

Miami	0	6	7	7	—	20
NY Jets	10	10	7	6	—	33

NYJ — Walker 47 pass from Todd (Leahy kick)  
 NYJ — FG Leahy 36  
 NYJ — FG Leahy 22  
 Miami — Williams 58 run (kick blocked)  
 NYJ — Shuler 1 pass from Todd (Leahy kick)  
 NYJ — Walker 43 pass from Todd (Leahy kick)  
 Miami — Moore 1 pass from Strock (Yeapremian kick)  
 NYJ — FG Leahy 46

NYJ — FG Leahy 36  
 Mia — McCreary 10 pass from Benjamin (Yeapremian kick)

	Miami	Jets
First Downs	16	23
Rushes-Yards	25-154	43-153
Passing Yards	175	227
Total Yards	329	380
Had QB Sacked	1-12	2-18
Passes	29-15-2	25-17-1
Punts	4-38.5	2-48.0
Fumbles/Lost	0/0	0/0
Penalties/Yards	4/35	9/59

A — 53,941 paid, 49,598 actual

### INDIVIDUAL LEADERS

RUSHING — Miami: Williams 11-119, L. Harris 6-14, Bulaich 4-19, Davis 4-2. New York: Dierking 16-47, Long 9-45, Gaines 9-26, Harper 4-26.  
 PASSING — Miami: Strock 23-10-2, 108 yards, one TD; Benjamin 6-5-0, 79 yards, one TD. New York: Todd 25-17-1, 245 yards, 3 TDs.  
 RECEIVING — Miami: D. Harris 3-48, Moore 2-16, Hardy 2-17, Bulaich 2-7, Cefalo 1-43, Williams 1-19, McCreary 1-10, Tillman 1-9.  
 New York: Walker 4-108, Long 5-48, Gaffney 4-50, Barkum 1-19.

## Miami 42, Baltimore 0

Baltimore, Sept. 10 — In an impressive rebound, quarterback Don Strock and a big-play defense smothered the Colts. Strock passed for three touchdowns to build a 28-0 cushion at halftime, and he converted 6 of 7 third-down passes into first downs during the first half. Strock connected with Nat Moore, rookie Bruce Hardy and Andre Tillman for TDs in a blitz that was ignited by Norris Thomas' 53-yard interception return for a TD. The Dolphins rushed for 292 yards, second-highest total since 1973, as Norm Bulaich broke a 63-yard gain and Leroy Harris escaped on a 51-yard run and 57-yard screen pass play. In the absence of lame-shouldered Bert Jones, Colt quarterback Bill Troup was intercepted five times and successor Mike Kirkland once.

Miami	14	14	0	14	—	42
Baltimore	0	0	0	0	—	0

Miami — Thomas 53 interception (Yeapremian kick)  
 Miami — Moore 5 pass from Strock (Yeapremian kick)  
 Miami — Hardy 2 pass from Strock (Yeapremian kick)  
 Miami — Tillman 14 pass from Strock (Yeapremian kick)  
 Mia — Davis 8 run (Yeapremian kick)  
 Mia — Malone 5 run (Yeapremian kick)

	Miami	Balt
First Downs	20	18
Rushes-Yards	42-292	26-96
Passing Yards	148	151
Total Yards	440	247
Had QB Sacked	2-15	4-53
Passes	22-14-1	37-17-6
Punts	5-35.4	6-39.5
Fumbles/Lost	2/1	4/1
Penalties/Yards	6/45	4/35

A — 47,658 paid, 46,426 actual

### INDIVIDUAL LEADERS

RUSHING — Miami: Williams 11-59, L. Harris 11-79, Davis 8-48, Bulaich 4-68, Malone 6-18, Strock 2-20. Baltimore: R. Lee 16-64, Washington 3-25, Leaks 5-3, Troup 2-4.  
 PASSING — Miami: Strock 20-13-0, 151 yards, 3 TDs; Benjamin 2-1-1, 12 yards. Baltimore: Troup 33-15-5, 186 yards; Kirkland 4-2-1, 18 yards.  
 RECEIVING — Miami: Davis 4-29, D. Harris 3-29, Tillman 2-24, Moore 1-5, L. Harris 1-57, Williams 1-5, Hardy 1-2, McCreary 1-12.  
 Baltimore: Doughty 4-69, Carr 4-44, McCall 2-25, Leaks 1-19.

## Miami 31, Buffalo 24

Miami, Sept. 17 — Delvin Williams darted 135 yards on 24 carries including an 18-yard touchdown sweep for the clincher with 3:58 remaining. It was the 17th straight Miami conquest of Buffalo. The Bills, trailing by two TDs in the fourth quarter, jolted the Dolphins on a 92-yard touchdown pass from Joe Ferguson to Frank Lewis. That cut the margin to 24-17 with 12:27 to play. But after an exchange of punts, the Dolphins hammered 78 yards in nine plays — all on the ground — with Williams handling six calls for 43 yards. Gary Davis burst 65 yards for a third-quarter Miami TD and another 20 yards on the winning march. Five of the Dolphin defensive starters were not in the lineup at season's end. Quarterback Don Strock pegged a six-yard TD pass to Andre Tillman on third down just 1:54 before halftime for a 14-7 edge.

Buffalo	0	7	3	14	—	24
Miami	7	7	10	7	—	31

Buff — Hooks 4 pass from Ferguson' (Dempsey kick)

Mia — Harris 4 run (Yeapremian kick)  
 Buff — Miller 1 run (Dempsey kick)  
 Miami — Tillman 6 pass from Strock (Yeapremian kick)  
 Miami — FG Yeapremian 49  
 Buffalo — FG Dempsey 46  
 Mia — Davis 65 run (Yeapremian kick)  
 Buff — Lewis 92 pass from Ferguson (Dempsey kick)  
 Mia — Williams 18 run (Yeapremian kick)

	Buffalo	Miami
First Downs	17	18
Rushes-Yards	36-128	46-285
Passing Yards	221	88
Total Yards	349	373
Had QB Sacked	3-24	1-9
Passes	24-14-0	14-7-0
Punts	6-30.0	4-46.5
Fumbles/Lost	2/1	4/1
Penalties/Yards	5/47	4/25

A — 51,362 paid, 48,373 actual

### INDIVIDUAL LEADERS

RUSHING — Buffalo: Miller 14-44, Braxton 11-32, Hooks 6-35. Miami: Williams 24-135, Davis 3-89, Bulaich 7-32, L. Harris 8-31.  
 PASSING — Buffalo: Ferguson 24-14-0, 245 yards, 2 TDs. Miami: Strock 14-7-0, 97 yards, one TD.  
 RECEIVING — Buffalo: Lewis 5-153, Braxton 4-30, Gant 2-44, Walton 1-8, Hooks 1-4. Miami: Moore 3-64, D. Harris 2-18, Tillman 2-15.

## Philadelphia 17, Miami 3

Philadelphia, Sept. 24 — A persistent 222-yard rushing attack enabled the Eagles to pull away in the fourth quarter. Philadelphia controlled the football for 23 plays around an interception by linebacker John Bunting. Fullback Mike Hogan belted five yards to climax an 88-yard, 16-play drive for a 14-3 lead, and after Bunting's theft, a 34-yard field goal by Nick Mike-Mayer sealed the Dolphins' fate with 7:35 to go. It marked only the second time in 65 games that Miami was unable to score a touchdown. "We just couldn't do anything at all, and it showed up on the scoreboard," said Don Strock, who suffered three interceptions in the second half. Philadelphia's Ron Jaworski completed 13 of 19 passes including a four-yard TD to Hogan, and running back Wilbert Montgomery gained 111 yards on 25 carries.

Miami	3	0	0	0	—	3
Philadelphia	0	7	0	10	—	17

Miami — FG Yeapremian 47  
 Phil — Hogan 4 pass from Jaworski (Mike-Mayer kick)  
 Phil — Hogan 5 run (Mike-Mayer kick)  
 Phil — FG Mike-Mayer 34

	Miami	Phila
First Downs	9	20
Rushes-Yards	23-82	50-222
Passing Yards	61	115
Total Yards	143	337
Had QB Sacked	2-15	2-13
Passes	17-6-3	19-13-0
Punts	5-42.2	5-43.6
Fumbles/Lost	0/0	1/1
Penalties/Yards	2/15	5/40

A — 64,328 paid, 62,998 actual

### INDIVIDUAL LEADERS

RUSHING — Miami: Williams 16-67, Bulaich 5-18, Strock 1-(-2), Moore 1-(-1). Philadelphia: Montgomery 25-111, Hogan 16-72, Franklin 5-19, Engles 1-16, Jaworski 2-3, Sclarra 1-1.  
 PASSING — Miami: Strock 17-6-3, 76 yards, no TD. Philadelphia: Jaworski 19-13-0, 128 yards, one TD.  
 RECEIVING — Miami: Williams 2-20, Moore 1-22, D. Harris 2-17, Davis 1-17. Philadelphia: Carmichael 3-50, Kreple 3-27, Smith 3-25, Hogan 3-17, Montgomery 1-9.

### Miami 24, St. Louis 10

Miami, Oct. 1 — Wide receiver Nat Moore streaked beyond the St. Louis secondary to snag a 46-yard touchdown pass from Don Strock, breaking a 10-10 tie in the third quarter. Strock's gambling third-and-one call was preceded by a roughing-the-kicker penalty against the Cardinals on a Miami punt. Wide receiver Duriel Harris dodged tacklers on pass plays for 12 and 17 yards to set up the other two Dolphin TDs. The Cardinals, who went winless for eight games, missed a chance to go ahead when Jim Bakken failed on a 31-yard field-goal try in the third period. Dolphin linebacker Larry Gordon spilled Wayne Morris for a one-yard loss on fourth down at the Cardinal 44 with 11:03 remaining, and the Dolphins moved in seven plays for the clinching TD.

St. Louis	0	10	0	0	—	10
Miami	10	0	7	7	—	24

Miami — FG Yepremian 34  
 Miami — Moore 2 pass from Strock (Yepremian kick)  
 STL — Thaxton 1 pass from Hart (Bakken kick)  
 STL — FG Bakken 40  
 Miami — Moore 46 pass from Strock (Yepremian kick)  
 Mia — Williams 1 run (Yepremian kick)

	St. Louis	Miami
First Downs	19	16
Rushes-Yards	36-140	34-123
Passing Yards	211	144
Total Yards	351	267
Had QB Sacked	0-0	0-0
Passes	33-21-0	21-12-1
Punts	3-36.7	4-43.0
Fumbles/Lost	2/1	0/0
Penalties/Yards	8/70	3/15

A — 47,650 paid, 43,882 actual

#### INDIVIDUAL LEADERS

RUSHING — St. Louis: Morris 18-72, Jones 8-16, Otis 2-4, Harrell 3-15.  
 Miami: Williams 21-94, Bulaich 6-19, Davis 5-12, L. Harris 1(-1).  
 PASSING — St. Louis: Hart 33-21-0, 211 yards, one TD.  
 Miami: Strock 21-12-1, 144 yards, 2 TDs.  
 RECEIVING — St. Louis: Tilley 7-85, Morris 5-45, Jones 3-22.  
 Miami: Moore 4-67, D. Harris 4-40, Davis 2-14, Tillman 1-17, Bulaich 1-6.

### Miami 21, Cincinnati 0

Miami, Oct. 9 — Defensive tackle Bob Baumhower picked up a Cincinnati fumble and pounded 13 yards for a touchdown, and the Dolphin defense handed the winless Bengals their first shutout in 105 games. Another cause for celebration was the return of quarterback Bob Griese, wearing a brace on the left knee he sprained Aug. 25. Don Strock had fired TD passes of three yards to Duriel Harris and 27 yards to rookie Jimmy Cefalo before exiting with 8:08 left. Griese's first play, a third-and-12 situation he converted with a 17-yard pass to Andre Tillman, was followed by three more passes. "When Griese came off the field," Coach Don Shula said, "I asked him if he realized we had a running game." Delvin Williams already had churned 107 yards on 24 carries.

Cincinnati	0	0	0	0	—	0
Miami	7	14	0	0	—	21

Miami — D. Harris 3 pass from Strock (Yepremian kick)  
 Miami — Cefalo 27 pass from Strock (Yepremian kick)  
 Mia — Baumhower 13 fumble recovery (Yepremian kick)  
 A — 57,481 paid, 54,729 actual

	Cincy	Miami
First Downs	15	18
Rushes-Yards	24-94	41-183
Passing Yards	153	152
Total Yards	247	335
Had QB Sacked	1-8	1-4
Passes	35-19-2	24-14-0
Punts	7-38.3	5-44.2
Fumbles/Lost	4/3	5/3
Penalties/Yards	5/40	7/65

#### INDIVIDUAL LEADERS

RUSHING — Cincy: Clark 8-36, Griffin 10-35, Anderson 2-21.  
 Miami: Williams 24-107, L. Harris 12-48, Davis 4-27, Bulaich 1-1.  
 PASSING — Cincinnati: Anderson 35-19-2, 161 yards, no TD.  
 Miami: Strock 20-12-0, 134 yards, 2 TDs; Griese 4-2-0, 22 yards.  
 RECEIVING — Cincy: Clark 5-35, Curtis 4-43, Brooks 3-35, Elliott 3-25.  
 Miami: D. Harris 5-47, Moore 4-22, Cefalo 1-27, Tillman 2-22.

### Miami 28, San Diego 21

San Diego, Oct. 15 — Although yielding 404 yards, the Dolphin defense derailed the Chargers using five takeaways and a blocked punt. Quarterback Bob Griese, in his first extended action since his Aug. 25 knee injury, relieved Don Strock at halftime. Griese completed eight of 11 passes, and his 4-for-4 firing on a 65-yard drive in the third quarter produced a 12-yard touchdown toss to Nat Moore for the eventual winner. Two fumble returns after QB sacks — a record 68-yard jaunt by right end A.J. Duhe and a 9-yard advance by left end Vern Den Herder — gave Miami possession twice inside the Charger 20 and resulted in TDs, and a blocked punt by Norris Thomas helped make it 21-7 at halftime. In the fourth period, linebacker Larry Gordon batted a pass which Bob Baumhower intercepted, and later Gordon sacked Dan Fouts on third down.

Miami	7	14	7	0	—	28
San Diego	0	7	14	0	—	21

Mia — Braxton 2 run (Yepremian kick)  
 Miami — McCreary 5 pass from Strock (Yepremian kick)  
 SD — Mitchell 22 pass from Fouts (Benirschke kick)  
 Mia — Braxton 1 run (Yepremian kick)  
 SD — Mitchell 1 run (Benirschke kick)  
 Miami — Moore 12 pass from Griese (Yepremian kick)  
 SD — Mitchell 1 run (Benirschke kick)

	Miami	SD
First Downs	17	20
Rushes-Yards	35-139	34-117
Passing Yards	122	287
Total Yards	261	404
Had QB Sacked	1-9	3-26
Passes	21-13-0	30-22-2
Punts	6-39.7	4-30.8
Fumbles/Lost	1/1	4/3
Penalties/Yards	3/20	5/40

A — 51,426 paid, 50,637 actual

#### INDIVIDUAL LEADERS

RUSHING — Miami: Williams 23-92, L. Harris 3-24, Braxton 6-13.  
 SD — Mitchell 19-77, Woods 12-35, Matthews 2-7, Fouts 1(-2).  
 PASSING — Miami: Strock 10-5-0, 33 yards, one TD; Griese 11-8-0, 98 yards, one TD.  
 San Diego: Fouts 30-22-2, 313 yards, one TD.  
 RECEIVING — Miami: Moore 4-59, Braxton 2-23, D. Harris 2-21, Williams 3-9.  
 SD: Joiner 4-87, Mitchell 6-64, Owens 3-89, Klein 3-36, Woods 4-20, Jefferson 2-17.

### New England 33, Miami 24

Foxboro, Mass., Oct. 22 — A rousing battle for first place was deadlocked at 24-all in the fourth quarter when Patriot running back Horace Ivory scrambled 23 yards for a touchdown with 3:10 remaining. New England drove 64 yards in five plays after Garo Yepremian had knotted the score with a 29-yard field goal. Running back Delvin Williams surged into the NFL rushing lead with a 116-yard effort that boosted him to 789 yards and four 100-yard games in eight outings. Quarterback Bob Griese completed 22 of 35 passes for 227 yards and two touchdowns in his first 1978 start, and Andre Tillman tied a Dolphin record for tight ends with eight receptions for 89 yards. The Patriots rushed for 225 yards led by Ivory's 113, and quarterback Steve Grogan connected on 6 of 7 pass attempts in the second half.

Miami	7	7	7	3	—	24
New Eng.	0	17	7	9	—	33

NE — Safety, Bishop tackled Griese in end zone.

Mia — Williams 1 run (Yepremian kick)  
 NE — Johnson 1 run (Posey kick)  
 NE — Cunningham 1 run (Posey kick)  
 Miami — Moore 9 pass from Griese (Yepremian kick)  
 NE — FG Posey 29  
 Miami — Tillman 4 pass from Griese (Yepremian kick)  
 NE — Ivory 1 run (Posey kick)  
 Miami — FG Yepremian 29  
 NE — Ivory 23 run (Posey kick)

	Miami	N. Eng.
First Downs	20	24
Rushes-Yards	26-144	46-225
Passing Yards	189	168
Total Yards	333	393
Had QB Sacked	4-38	1-8
Passes	36-22-2	22-10-1
Punts	5-37.6	5-37.6
Fumbles/Lost	0/0	1/1
Penalties/Yards	2/15	4/21

A — 60,314 paid, 60,424 actual

#### INDIVIDUAL LEADERS

RUSHING — Miami: Williams 19-116, L. Harris 7-28.  
 New Eng: Ivory 15-113, Johnson 13-46, Grogan 8-34, Calhoun 5-23, Cunningham 5-9.  
 PASSING — Miami: Griese 35-22-2, 227 yards, 2 TDs; Williams 1-0-0.  
 New England: Grogan 22-10-1, 176 yards, no TD.  
 RECEIVING — Miami: Tillman 8-89, L. Harris 4-38, Moore 4-35, D. Harris 2-45.  
 New England: Jackson 4-70, Johnson 3-36, Hasselbeck 2-41, Francis 1-29.

## Miami 26, Baltimore 8

Miami, Oct. 29 — A 24-point blitz in the second quarter and four Dolphin takeaways in the second half combined to squelch the Colts, who again were without injured quarterback Bert Jones. Thus the Dolphins overwhelmed the Colts in two 1978 meetings, 68-8. Quarterback Bob Griese fueled the decisive rally with a 33-yard touchdown pass to unattended Nat Moore and a 63-yard scoring bomb to Duriel Harris. Garo Yepremian inserted a 32-yard field goal, and when he lined up for a 24-yard attempt with 28 seconds remaining in the first half, holder Don Strock arose with the snap and flipped a seven-yard TD pass to Vern Den Herder. Interceptions by Steve Towle, Curtis Johnson and Tim Foley kept the Dolphins in command in the second half.

Baltimore	0	6	0	2	—	8
Miami	2	24	0	0	—	26

Balt — Safety, Burke ran Roberts out of end zone (intentional)

Miami — Safety, Bokemper blocked punt  
 Miami — Moore 33 pass from Griese (Yepremian kick)  
 Balt — Doughty 32 pass from Kirkland (kick failed)  
 Miami — D. Harris 63 pass from Griese (Yepremian kick)  
 Miami — FG Yepremian 32  
 Miami — Den Herder 7 pass from Strock (Yepremian kick)

	Balt	Miami
First Downs	13	14
Rushes-Yards	33-192	39-120
Passing Yards	39	189
Total Yards	231	309
Had QB Sacked	5-32	1-6
Passes	14-7-4	23-15-2
Punts	6-35.3	6-41.1
Fumbles/Lost	2/2	2/0
Penalties/Yards	9/89	7/60

A — 55,783 paid, 53,524 actual

### INDIVIDUAL LEADERS

RUSHING — Balt: Washington 20-126, Hardeman 5-32, Kirkland 3-23.  
 Miami: Williams 24-98, L. Harris 6-23, Braxton 6-10.  
 PASSING: Baltimore: Kirkland 14-7-4, 71 yards, one TD.  
 Miami: Griese 22-14-2, 188 yards, 2 TDs; Strock 1-1-0, one TD.  
 RECEIVING — Balt: Doughty 2-35, Carr 1-19, Hardeman 2-13.  
 Miami: — D. Harris 3-91, Moore 4-47, Bulaich 4-22, Braxton 1-15.

## Miami 23, Dallas 16

Miami, Nov. 5 — The defending Super Bowl champion Cowboys were hit with a 17-point barrage in the first quarter, yet the Dolphins had to repel a late Dallas charge as safety Charlie Babb intercepted a desperation pass at his two-yard line on the game's final play. Quarterback Bob Griese ignited the Dolphins by completing 9 of 11 passes in the first quarter, including a 42-yard gain by Delvin Williams. Five sacks of quarterback Roger Staubach and a nasty goal-line defense were Dolphin keys. The Cowboys achieved a first down at the Miami two-yard line in the second quarter but were forced to settle for a field goal, and twice in the third period Dallas called for placekicker Rafael Septien after having first downs at the Miami 11. Dolphin safety Tim Foley forced a fumble by tight end Billy Joe DuPree at the Miami 31, recovered by Norris Thomas, with two minutes remaining.

Dallas	0	3	6	7	—	16
Miami	17	3	0	3	—	23

	Dallas	Miami
First Downs	19	13
Rushes-Yards	26-89	28-54
Passing Yards	239	152
Total Yards	328	206
Had QB Sacked	5-36	4-33
Passes	30-19-2	18-12-0
Punts	2-43.5	5-38.4
Fumbles/Lost	4/3	1/0
Penalties/Yards	6/81	8/57

A — 74,058 paid, 70,414 actual

### INDIVIDUAL LEADERS

RUSHING — Dallas: Dorsett 10-49, Newhouse 12-23, Pearson 2-14.  
 Miami: Williams 15-26, L. Harris 7-17, Bulaich 4-5, Davis 2-6.  
 PASSING — Dallas: Staubach 30-19-2, 275 yards, one TD.  
 Miami: Griese 18-12-0, 185 yards, no TD.  
 RECEIVING — Dallas: DuPree 8-73, Hill 4-99, P. Pearson 3-56, D. Pearson 1-13, Dorsett 3-34.  
 Miami: Williams 3-72, Tillman 4-71, D. Harris 4-31, L. Harris 1-11.

100

## Miami 25, Buffalo 24

Orchard Park, N.Y., Nov. 12 — Delvin Williams zoomed past the 1,000-yard mark in only the 11th game by rushing for 144 yards and two touchdowns, and the Dolphins set an NFL record for dominating a series. The triumph was Miami's 18th without a loss in the 1970s series with the Bills, topping the 17 in a row by the Green Bay Packers over the Chicago Cardinals from 1936 to 1947. Williams, who pushed his NFL-leading total to 1,057 yards, swept 25 and 26 yards for TDs in the first half. The Dolphins had control, 25-18, with second-and-goal at the Buffalo two-yard line when the ball was jarred from quarterback Bob Griese and returned 58 yards by linebacker Randy McClanahan to the Miami 35 with 6½ minutes left. A 14-yard TD pass from Joe Ferguson to Frank Lewis with 4:11 left pulled the Bills within a point.

Miami	7	15	3	0	—	25
Buffalo	7	10	0	7	—	24

Buffalo — Lewis 14 pass from Ferguson (Dempsey kick)

Mia — Williams 25 run (Yepremian kick)  
 Buffalo — Gant 5 pass from Ferguson (Dempsey kick)  
 Miami — FG Yepremian 47  
 Miami — Williams 26 run (kick blocked)  
 Buff — Brown 58 run (Dempsey kick)  
 Miami — Moore 16 pass from Griese (kick blocked)  
 Buffalo — FG Dempsey 33  
 Miami — FG Yepremian 24

	Buffalo	Miami
First Downs	20	16
Rushes-Yards	42-193	28-170
Passing Yards	96	114
Total Yards	289	284
Had QB Sacked	1-10	2-15
Passes	21-13-0	27-15-0
Punts	4-30.8	5-31.6
Fumbles/Lost	2/2	4/2
Penalties/Yards	6/60	10/116

A — 50,110 paid, 48,623 actual

### INDIVIDUAL LEADERS

RUSHING — Miami: Williams 26-144, Braxton 6-21, L. Harris 3-17, Davis 3-7.  
 Buffalo: Miller 9-17, Brown 11-114, Hooks 7-39.  
 PASSING: Miami: Griese 21-13-0, 106 yards, one TD.  
 Buffalo: Ferguson 27-15-0, 129 yards, 2 TDs.  
 RECEIVING — Miami: Moore 5-44, Tillman 3-26, D. Harris 2-24.  
 Buffalo: Chandler 5-52, Lewis 4-52, Brown 4-11, Gant 2-14.

## Houston 35, Miami 30

Houston, Nov. 20 — In a wild Texas shootout for Monday night TV, Oiler rookie running back Earl Campbell carved four notches on his gun barrel. Campbell scored 4 touchdowns including an 81-yard clincher with 1:10 to play, and his 199 yards on 28 carries nudged him 13 yards ahead of Miami's Delvin Williams, 1,143 to 1,130 for the NFL rushing lead. Campbell was the first player ever to score four TDs against the Dolphins. Quarterback Bob Griese performed one of his finest passing exhibitions — 23 of 33 passes for a career-high 349 yards — and he had TD passes to Nat Moore and Jimmy Cefalo on the first and last series of the game. The Dolphins held a 23-21 edge in the fourth quarter before the Oilers drove 80 yards in 11 plays to a 12-yard Campbell TD with 4:46 left.

Miami	7	7	7	9	—	30
Houston	7	7	7	14	—	35

Hou — Campbell 81 run (Fritsch kick)  
 Miami — Cefalo 11 pass from Griese (Yepremian kick)

Miami — Moore 10 pass from Griese (Yepremian kick)  
 Hou — Campbell 1 run (Fritsch kick)  
 Hou — Barber 15 pass from Pastorini (Fritsch kick)  
 Mia — Williams 1 run (Yepremian kick)  
 Houston — Campbell 6 run (Fritsch kick)  
 Mia — L. Harris 1 run (Yepremian kick)  
 Miami — Safety, Duhe tackles Pastorini in end zone  
 Hou — Campbell 12 run (Fritsch kick)

	Miami	Houston
First Downs	27	23
Rushes-Yards	32-127	42-265
Passing Yards	327	141
Total Yards	454	406
Had QB Sacked	3-22	2-15
Passes	33-23-1	15-10-1
Punts	5-46.4	4-45.2
Fumbles/Lost	2/1	1/0
Penalties/Yards	9/96	8/58

A — 51,189 paid, 50,290 actual

### INDIVIDUAL LEADERS

RUSHING — Miami: Williams 18-73, L. Harris 12-51, Moore 1-3.  
 Houston: Campbell 28-199, Wilson 10-35, Coleman 2-9, Renfro 1-9.  
 PASSING — Miami: Griese 33-23-1, 349 yards, 2 TDs.  
 Houston: Pastorini 15-10-1, 156 yards, one TD.  
 RECEIVING — Miami: Moore 3-84, D. Harris 4-79, L. Harris 5-25, Tillman 3-45, Bulaich 3-37, Williams 2-20, Rather 1-39.  
 Houston: Barber 3-56, Burrough 2-37, Caster 2-31, Renfro 2-24.

101

## New York Jets 24, Miami 13

Miami, Nov. 26 — Backup quarterback Matt Robinson connected on 17 of 26 passes for 257 yards, and for the first time since 1969, the Jets upended the Dolphins twice in a season. Robinson's 33-yard touchdown strike to Wesley Walker with 8:42 remaining produced an insurmountable 24-6 lead. The Dolphins managed a shaky 6-3 halftime edge on Garo Yepremian field goals of 38 and 46 yards. But a 42-yard hookup between Robinson and Walker spurred the Jets on an 80-yard TD drive in the third quarter. Linebacker Bob Martin returned an interception 26 yards to the Dolphin three-yard line, setting up a two-yard scoring plunge by Kevin Long for a 17-6 lead. Quarterback Bob Griese suffered three interceptions and lost a fumble before yielding to Don Strock, who capped a 72-yard drive with a 13-yard TD toss to rookie Bruce Hardy.

NY Jets	0	3	14	7	—	24
Miami	3	3	0	7	—	13

Miami — FG Yepremian 38
NYJ — FG Leahy 17
Miami — FG Yepremian 46
NYJ — Powell 3 run (Leahy kick)
NYJ — Long 1 run (Leahy kick)
NYJ — Walker 33 pass from Robinson (Leahy kick)
Miami — Hardy 13 pass from Strock (Yepremian kick)

	Jets	Miami
First Downs	18	18
Rushes-Yards	35-85	27-106
Passing Yards	222	150
Total Yards	307	256
Had QB Sacked	3-35	3-37
Passes	26-17-1	34-20-3
Punts	4-31.5	5-35.0
Fumbles/Lost	2/0	2/1
Penalties/Yards	4/34	4/20

A — 53,900 paid, 49,255 actual

### INDIVIDUAL LEADERS

RUSHING — New York: Long 10-34, Harper 9-24, Powell 8-25, Gaines 2-9.  
Miami: Williams 12-41, L. Harris 12-51, Davis 2-14, Strock 1-0.  
PASSING — New York: Robinson 26-17-1, 257 yards, one TD.  
Miami: Griese 25-14-3, 112 yards, no TD; Strock 9-6-0, 75 yards, one TD.  
RECEIVING — New York: Gaffney 4-49, Walker 6-126, Harper 2-42, Shuler 3-18, Barkum 2-22.  
Miami: Davis 7-57, L. Harris 3-23, Tillman 2-37, Moore 2-13, D. Harris 2-10, Cefalo 1-21, Hardy 1-13, Williams 1-10.

## Miami 16, Washington 0

Washington, Dec. 3 — Four interceptions sparked the Dolphins' third shutout of the season, and the Redskins crossed the Miami 30-yard line only once. Rusty Chambers romped 49 yards with a tipped pass in the second quarter — the longest interception return ever by a Dolphin linebacker. Strong safety Tim Foley intercepted at the Redskin 30 in the third period, leading to Garo Yepremian's third field goal for a 16-0 margin. Rookie cornerback Gerald Small and free safety Charlie Babb had fourth-quarter thefts inside the Dolphin 10. Quarterback Bob Griese marshalled a 94-yard TD drive to open the second half and whipped a 40-yard scoring pass to rookie Jimmy Cefalo. Yepremian's FGs of 34, 35 and 39 yards extended his streak to 12 without a miss (average distance 35.4 yards).

Miami	0	6	10	0	—	16
Wash.	0	0	0	0	—	0

Miami — FG Yepremian 34
Miami — FG Yepremian 35
Miami — Cefalo 40 pass from Griese (Yepremian kick)
Miami — FG Yepremian 39

	Miami	Wash
First Downs	19	16
Rushes-Yards	43-153	27-123
Passing Yards	142	167
Total Yards	295	290
Had QB Sacked	3-28	2-10
Passes	27-14-1	28-12-4
Punts	7-41.7	7-34.1
Fumbles/Lost	0/0	0/0
Penalties/Yards	3/25	6/55

A — 54,239 paid, 52,860 actual

### INDIVIDUAL LEADERS

RUSHING — Miami: Williams 21-79, L. Harris 14-57, Davis 4-10, Griese 2-8.  
Washington: Riggins 11-43, Thomas 8-24, Theismann 4-40, Malone 4-16.  
PASSING — Miami: Griese 27-14-1, 170 yards, one TD.  
Washington: Theismann 28-12-4, 177 yards, no TD.  
RECEIVING — Miami: Moore 7-75, L. Harris 3-18, D. Harris 2-25, Tillman 1-12, Cefalo 1-40.  
Wash: McDaniel 3-59, Buggs 2-37, Fugett 2-29, Riggins 2-19.

## Miami 23, Oakland 6

Miami, Dec. 10 — Linebacker Larry Gordon intercepted three passes and swatted away an extra-point attempt which kept the Raiders from going ahead in the third quarter. "Magnificent defense," Coach Don Shula said, "and it was the greatest game I've ever seen a linebacker play." The Dolphins swiped five passes by Ken Stabler, running his season interception total to 30, and rookie cornerback Gerald Small dashed 46 yards with a Stabler pass for the clinching touchdown with 7:48 to play. The victory assured the Dolphins, at 10-5, of a "wild-card" berth in the AFC playoffs. Garo Yepremian stretched his consecutive field goals streak to 15 with shots of 35, 27 and 34 yards. A 37-yard pass from Bob Griese to Nat Moore on the last play of the third period set up Miami's first TD, a five-yard burst by Norm Bulaich for a 13-6 lead.

Oakland	0	0	6	0	—	6
Miami	3	0	3	17	—	23

Miami — FG Yepremian 35
Miami — FG Yepremian 27
Oak — Biletnikoff 16 pass from Stabler (kick blocked by Gordon)
Mia — Bulaich 5 run (Yepremian kick)
Miami — FG Yepremian 34
Miami — Small 46 interception (Yepremian kick)

	Oakland	Miami
First Downs	21	13
Rushes-Yards	30-85	29-97
Passing Yards	234	163
Total Yards	319	260
Had QB Sacked	3-29	0-0
Passes	38-24-5	26-14-2
Punts	5-40.2	6-43.0
Fumbles/Lost	3/2	2/1
Penalties/Yards	4/30	4/35

A — 73,889 paid, 73,003 actual

### INDIVIDUAL LEADERS

RUSHING — Oak: Whittington 11-39, van Eeghen 12-28, Banaszak 6-18.  
Miami: Davis 14-49, L. Harris 9-30, Bulaich 3-18, Williams 2-2.  
PASSING — Oakland: Stabler 36-23-5, 251 yards, one TD; Humm 2-1-0, 12 yards.  
Miami: Griese 26-14-2, 163 yards, no TD.  
RECEIVING — Oakland: Branch 6-75, Bradshaw 5-63, van Eeghen 4-39, Biletnikoff 3-35, Casper 3-19, Chester 2-20, Banaszak 1-12.  
Miami: Davis 4-38, L. Harris 3-22, Moore 2-49, D. Harris 2-34, Bulaich 1-9, Williams 1-8, Cefalo 1-3.

## Miami 23, New England 3

Miami, Dec. 18 — Goal-line tenacity by the Dolphin defense limited the Patriots to a field goal despite four first downs inside the Dolphin 11-yard line. Quarterback Bob Griese set a Dolphin record for accuracy by completing 12 of 13 passes, and he pegged touchdown throws of six yards to Nat Moore and 17 yards to Duriel Harris in the first half. Harris also caught passes covering 38 and 40 yards. Griese, however, suffered a rib injury in the fourth quarter when he tried to recover a fumble by Gary Davis. The Dolphins stopped the clock with six seconds to play, enabling Garo Yepremian to kick an NFL record-tying 16th consecutive field goal from 30 yards. Miami and New England both finished 11-5 in the AFC East. Prior to kickoff Coach Chuck Fairbanks was suspended by the Patriots for having agreed to coach in 1979 at the University of Colorado.

New Eng.	0	0	0	3	—	3
Miami	7	6	7	3	—	23

Miami — Moore 6 pass from Griese (Yepremian kick)
Miami — D. Harris 17 pass from Griese (kick blocked)
Miami — Davis 1 run (Yepremian kick)
New England — FG Posey 35
Miami — FG Yepremian 30

	New Eng.	Miami
First Downs	16	12
Rushes-Yards	27-77	36-114
Passing Yards	219	171
Total Yards	296	285
Had QB Sacked	3-21	0-0
Passes	34-19-3	13-12-0
Punts	3-33.7	5-40.0
Fumbles/Lost	3/1	1/1
Penalties/Yards	7/50	2/15

A — 73,945 paid, 72,071 actual

### INDIVIDUAL LEADERS

RUSHING — New Eng: Cunningham 10-33, Ivory 9-27, McAllister 4-12.  
Miami: Davis 13-49, L. Harris 12-43, Williams 5-6, Bulaich 3-12.  
PASSING — New England: Grogan 10-5-1, 73 yards, no TD; Owen 24-14-2, 167 yards, no TD. Miami: Griese 13-12-0, 171 yards, 2 TDs.  
RECEIVING — New England: Ivory 5-55, Cunningham 5-51, Francis 4-48, Jackson 2-40, Morgan 1-17, Hasselbeck 1-17, McAllister 1-12.  
Miami: D. Harris 3-95, Moore 2-43, Bulaich 2-9, Tillman 1-17, Davis 2-6, L. Harris 2-1.

# 1978 DOLPHIN RESULTS

## PRESEASON (4-1)

Date	W-L	Opponent	Score	Paid Attendance
July 29	L	Philadelphia (Canton)	3 17	18,355
Aug. 5	W	ST. LOUIS	28 7	45,068
Aug. 12	W	at New Orleans	31 17	53,602
Aug. 18	W	MINNESOTA	30 22	52,851
Aug. 25	W	at Tampa Bay	24 20	70,321

## REGULAR SEASON (11-5)

Date	W-L	Opponent	Score	Actual Attendance
Sept. 3	L	at New York Jets	20 33	49,598
Sept. 10	W	at Baltimore	42 0	46,426
Sept. 17	W	BUFFALO	31 24	48,373
Sept. 24	L	at Philadelphia	3 17	62,998
Oct. 1	W	ST. LOUIS	24 10	43,882
Oct. 9	W	CINCINNATI	21 0	54,729
Oct. 15	W	at San Diego	28 21	50,637
Oct. 22	L	at New England	24 33	60,424
Oct. 29	W	BALTIMORE	26 8	53,524
Nov. 5	W	DALLAS	23 16	70,414
Nov. 12	W	at Buffalo	25 24	48,623
Nov. 20	L	at Houston	30 35	50,290
Nov. 26	L	NEW YORK JETS	13 24	49,255
Dec. 3	W	at Washington	16 0	52,860
Dec. 10	W	OAKLAND	23 6	73,003
Dec. 18	W	NEW ENGLAND	23 3	72,071

(Regular-Season Averages: Home 58,156, Road 52,732)

## TEAM STATISTICS

	Dolphins	Opponents
<b>TOTAL FIRST DOWNS</b> .....	<b>270</b>	<b>298</b>
By Rushing .....	119	120
By Passing .....	135	156
By Penalty .....	16	22
Third Down: Made/Att .....	98/215	88/205
Third-Down Efficiency .....	45.6	42.9
<b>TOTAL NET YARDS</b> .....	<b>4835</b>	<b>5169</b>
Average Per Game .....	302.2	323.1
Total Plays .....	954	1021
Average Per Play .....	5.1	5.1
<b>NET YARDS RUSHING</b> .....	<b>2366</b>	<b>2261</b>
Average Per Game .....	147.9	141.3
Total Rushes .....	548	543
Average Per Rush .....	4.3	4.2
<b>NET YARDS PASSING</b> .....	<b>2469</b>	<b>2908</b>
Average Per Game .....	154.3	181.8
Tackled/Yards Lost .....	27/238	41/343
Gross Yards Passing .....	2707	3251
Attempts/Completions .....	379/226	437/256
Pct. of Completions .....	59.6	58.6
Had Intercepted .....	18	32
<b>PUNTS/AVERAGE</b> .....	<b>81/40.3</b>	<b>74/37.0</b>
<b>NET PUNTING AVERAGE</b> .....	<b>34.3</b>	<b>30.5</b>
<b>PUNT RETURNS/AVERAGE</b> .....	<b>41/7.3</b>	<b>42/7.2</b>
<b>KICKOFF RETURNS/AVERAGE</b> .....	<b>53/21.4</b>	<b>70/20.8</b>
<b>PENALTIES/YARDS</b> .....	<b>74/603</b>	<b>99/865</b>
<b>FUMBLES/LOST</b> .....	<b>24/12</b>	<b>37/21</b>
<b>TOUCHDOWNS</b> .....	<b>45</b>	<b>30</b>
By Rushing .....	18	15
By Passing .....	24	15
By Penalty .....	3	0
<b>EXTRA POINTS/ATTEMPTS</b> .....	<b>41/45</b>	<b>28/30</b>
<b>FIELD GOALS/ATTEMPTS</b> .....	<b>19/23</b>	<b>14/21</b>
<b>TOTAL POINTS</b> .....	<b>372</b>	<b>254</b>

### Score by Quarters

	1	2	3	4	Total
DOLPHINS	101	126	68	77	372
OPPONENTS	24	87	64	79	254

## RUSHING

	Att.	Yds.	Avg.	LG	TD	High Game
Williams .....	272	1258	4.6	58t	8	26-144
L. Harris .....	123	512	4.2	51	2	11-79
Davis .....	62	313	5.0	65t	3	3-89
Bulaich .....	40	196	4.9	63	2	4-68
Braxton .....	20	48	2.4	15	2	6-21
Strock .....	10	23	2.3	12	0	2-20
Malone .....	6	18	3.0	7	1	6-18
Griese .....	9	10	1.1	9	0	2-8
Moore .....	4	-3	-	3	0	1-3
Benjamin .....	1	-2	-	-	-	-
*Roberts .....	1	-7	-	-	-	-
<b>TOTAL</b> .....	<b>548</b>	<b>2366</b>	<b>4.3</b>	<b>65t</b>	<b>18</b>	<b>26-144</b>
<b>Opponents</b> .....	<b>543</b>	<b>2261</b>	<b>4.2</b>	<b>81t</b>	<b>15</b>	<b>28-199</b>

\*Intentional safety

## PASSING

	Att.	Comp.	Yds.	Pct.	TD	Int.	Pct. Int.	LG	Tackled
Griese .....	235	148	1791	63.0	11	11	4.7	63t	18/165
Strock .....	135	72	825	53.3	12	6	4.4	57	9/73
Benjamin .....	8	6	91	75.0	1	1	12.5	43	0/0
Williams .....	1	0	0	-	-	-	-	-	-
<b>TOTAL</b> .....	<b>379</b>	<b>226</b>	<b>2707</b>	<b>59.6</b>	<b>24</b>	<b>18</b>	<b>4.7</b>	<b>63t</b>	<b>27/238</b>
<b>Oppo</b> .....	<b>437</b>	<b>256</b>	<b>3251</b>	<b>58.6</b>	<b>15</b>	<b>32</b>	<b>7.3</b>	<b>92t</b>	<b>41/343</b>

## RECEIVING

	No.	Yds.	Avg.	LG	TD	High Game
Moore .....	48	645	13.5	47	10	3-84
D. Harris .....	45	654	14.5	63t	3	3-95
Tillman .....	31	398	12.8	33	3	8-89
L. Harris .....	25	211	8.4	57	0	4-38
Davis .....	24	218	9.1	34	0	7-57
Williams .....	18	192	10.7	42	0	3-72
Bulaich .....	16	92	5.8	22	0	3-37
Cefalo .....	6	145	24.2	43	3	1-43
Braxton .....	4	47	11.8	19	0	2-23
Hardy .....	4	32	8.0	15	2	2-17
McCreary .....	3	27	9.0	12	2	1-12
Rather .....	1	39	39.0	30	0	1-39
Den Herder .....	1	7	7.0	7t	1	1-7
<b>TOTAL</b> .....	<b>226</b>	<b>2707</b>	<b>12.0</b>	<b>63t</b>	<b>24</b>	<b>8-89</b>
<b>Opponents</b> .....	<b>256</b>	<b>3251</b>	<b>12.7</b>	<b>92t</b>	<b>15</b>	<b>5-153</b>

## INTERCEPTIONS

	No.	Yds.	Avg.	LG	TD
Foley .....	6	12	2.0	8	0
Small .....	4	157	39.3	46t	1
Volk .....	4	42	10.5	24	0
Babb .....	3	61	20.3	36	0
Gordon .....	3	35	11.7	22	0
Johnson .....	3	-2	-	0	0
Thomas .....	2	63	31.5	53t	1
Chambers .....	1	49	49.0	49	0
Rhone .....	2	4	2.0	4	0
Cornelius .....	1	1	21.0	21	0
Towle .....	1	14	14.0	14	0
Bokamper .....	1	2	2.0	2	0
*Baumhower .....	1	0	0.0	0	0
<b>TOTAL</b> .....	<b>32</b>	<b>458</b>	<b>14.3</b>	<b>53t</b>	<b>2</b>
<b>Opponents</b> .....	<b>18</b>	<b>224</b>	<b>12.4</b>	<b>33</b>	<b>0</b>

\*returned fumble 13 yards for TD vs. Cincinnati

## PUNTING

	No.	Yds.	Avg.	TB	In 20	LG	Bk
Roberts .....	81	3263	40.3	9	22	59	0
Opponents .....	74	2741	37.0	7	17	58	2

### PUNT RETURNS

	No.	FC	Yds.	Avg.	LG	TD
Cefalo	28	8	232	8.3	26	0
Babb	9	2	57	6.3	14	0
Davis	2	1	36	18.0	25	0
Moore	1	1	11	11.0	11	0
Cornelius	1	0	5	5.0	5	0
<b>TOTAL</b>	<b>41</b>	<b>12</b>	<b>341</b>	<b>8.3</b>	<b>26</b>	<b>0</b>
Opponents	42	10	303	7.2	34	0

### KICKOFF RETURNS

	No.	Yards	Avg.	LG	TD
D. Harris	29	657	22.7	53	0
Davis	13	251	19.3	27	0
Anderson	7	157	22.4	31	0
Cefalo	2	40	20.0	21	0
Hardy	2	27	13.5	15	0
<b>TOTAL</b>	<b>53</b>	<b>1132</b>	<b>21.4</b>	<b>53</b>	<b>0</b>
Opponents	70	1459	20.8	39	0

### FIELD GOALS

	1-19	20-29	30-39	40-49	50-	Total
Yepremian	0/0	4/5	10/11	5/7	0/0	19/23
Opponents	1/1	4/6	6/8	3/6	0/0	14/21

**Yepremian Sequence:** (0) (0) (49) (47) (34) (49x, 33x) (27x) (45x, 29) (32) (45, 23, 33) (47, 24) (0) (38, 46) (34, 35, 39) (35, 27, 34) (30).

### SCORING SUMMARY

	TDR	TDP	TDR1	PAT	FGs	TP
Yepremian	0	0	0	41/45	19/23	98
Moore	0	10	0			60
Williams	8	0	0			48
Cefalo	0	3	0			18
Davis	3	0	0			18
D. Harris	0	3	0			18
Tillman	0	3	0			18
Others	7	5	3			90
<b>TOTAL</b>	<b>18</b>	<b>24</b>	<b>3</b>	<b>41/45</b>	<b>19/23</b>	<b>372*</b>
Opponents	15	15	0	28/30	14/21	254

\*safeties: Bokamper blocked punt, Duhe sacked QB

### 1978 DEFENSIVE STATISTICS (Initial Hits, Assists, Total Tackles)

Chambers	85-66-151	Johnson	40-11-51
Baumhower	96-48-144	Bettors	30-20-50
Bokamper	79-45-124	Rhone	25-21-46
Towle	66-43-109	Duhe	25-22-47
Den Herder	58-48-106	Matheson	27-14-41
Gordon	62-40-102	Small	25- 8-33
Foley	54-45-99	Clancy	24- 8-32
Thomas	58-35-93	Barisich	12-12-24
Volk	45-28-73	Cornelius	18- 5-23
Babb	33-23-56	Simpson	7- 5-12

**QUARTERBACK SACKS (41):** Den Herder 9, Bokamper 8, Duhe 8, Gordon 4½, Bettors 4, Chambers 1½, Baumhower 1½, Matheson 1½, Babb 1, Barisich 1, Simpson 1.

**PASSES DEFENSED (75):** Thomas 14, Johnson 8, Volk 8, Chambers 7, Small 5, Bokamper 4, Babb 3, Baumhower 3, Gordon 3, Foley 3, Matheson 2, Rhone 2, Towle 2, Barisich, Clancy, Cornelius.

**RECOVERED OPPONENT FUMBLE (21):** Towle 3, Babb 2, Baumhower 2, Chambers 2, Duhe 2, Gordon 2, Small 2, Den Herder, Foley, Rafter, Thomas, Williams.

**RECOVERED DOLPHIN FUMBLE (12):** Kuechenberg 2, Williams 2, Cefalo, Current, L. Harris, Newman, Small, Strock, Out of Bounds 2.

**FUMBLES/LOST (24-12):** L. Harris 5-2, Davis 4-4, Strock 3-2, Griese 2-2, Cefalo 3-1, Williams 4-0, Chambers 1-1, Moore 1-0.

**FORCED FUMBLES (20):** Den Herder 3, Bettors 2, Cornelius 2, Towle 2, Babb, Baumhower, Bokamper, Chambers, Foley, Gordon, Matheson, Rhone, Thomas, Volk, Williams.

**BLOCKED KICKS (4):** FG — Bokamper. PUNTS — Bokamper, Thomas. PAT — Gordon.

## 1978 RUSHING GAME-BY-GAME

	Opponent Total	Dolphin Total	Griese	Strock	Braxton	Bulatch	Davis	Harris	Williams	TOTALS
at New York Jets	43-153	25-154	DNP	0-0		4-19	4-2	6-14	11-119	272-1258
at Baltimore	28-96	*42-292	DNP	2-20		4-68	8-48	11-79	11-59	123-512
BUFFALO	36-128	*48-285	DNP	3-(-4)		7-32	3-89	8-31	24-135	62-313
at Philadelphia	50-222	*23-82	DNP	1-(-2)		5-18	DNP	DNP	16-67	20-48
ST. LOUIS	36-140	34-123	DNP	1-(-1)		6-19	5-12	1-(-1)	21-94	123-512
CINCINNATI	24-84	41-183	0-0	0-0		1-1	4-27	12-48	24-107	62-313
at San Diego	34-117	*35-139	0-0	1-12		1-5	DNP	3-24	23-92	272-1258
at New England	46-225	26-144	0-0			0-0	DNP	7-28	19-116	123-512
BALTIMORE	33-192	*39-120	1-(-1-2)	1-(-2)		0-0	DNP	6-23	24-98	123-512
DALLAS	28-89	28-54	0-0			4-5	2-6	7-17	15-26	123-512
at Buffalo	28-170	42-193	4-4				3-7	3-17	26-144	123-512
at Houston	42-265	*32-127	1-0				0-0	12-51	18-73	123-512
NEW YORK JETS	35-85	27-106	0-0	1-0			0-0	12-51	12-41	123-512
at Washington	27-123	43-153	2-8			2-(-1)	4-10	14-57	12-41	123-512
OAKLAND	30-85	*29-97	0-0			3-18	14-49	9-30	21-79	123-512
NEW ENGLAND	27-77	36-114	1-0			3-12	13-49	12-43	2-2	123-512
	543-2261	548-2366	9-10	10-23	20-48	40-196	62-313	123-512	272-1258	272-1258

\*Miscellaneous — Moore 1-2 vs. Buffalo, 1-(-1) at Philadelphia, 1-(-7) at San Diego, 1-3 at Houston; Malone 6-18 at Baltimore; Roberts 1-(-7) vs. Baltimore; Benjamin 1-(-2) vs. Oakland.  
**BEST 1978 PERFORMANCE** — Delvin Williams, 28-144 at Buffalo (11-12-78); **ALL-TIME RECORD** — Mercury Morris, 15-197 vs. New England (9-30-73)  
**LONGEST 1978 RUN** — Gary Davis, 65 yards vs. Buffalo (9-17-78); **ALL-TIME RECORD** — Leroy Harris, 77 yards vs. Baltimore (12-5-77).

# 1978 RECEIVING GAME-BY-GAME

	Moore	Durliel Harris	Tillman	Leroy Harris	Davis	Williams	Bulaich	Cefalo	Dolphin Total	Opponent Total
at New York Jets	2-16	3-48	1-9	1-9	1-9	1-19	2-7	1-43	*15-187	17-245
at Baltimore	1-5t	3-29	2-24	1-57	4-29	1-5			*14-163	17-204
at Philadelphia	3-64	2-18	2-15	0-0	0-0				7-97	14-245
ST. LOUIS	1-22	2-17	0-0	DNP	1-17	2-20			6-76	13-128
CINCINNATI	4-67	4-40	1-17	0-0	2-14		1-6		12-144	21-211
	4-22	5-47	2-22	1-4	1-34			1-27t	14-156	19-161
at San Diego	4-59	2-21	1-14	0-0	DNP	3-9			*13-131	22-313
at New England	4-35	2-45	8-89	4-38	DNP	3-19	1-1		22-227	10-176
BALTIMORE	4-47	3-91	0-0	1-3		1-10	4-22		*15-195	7-71
DALLAS	0-0	4-31	4-71	1-11		3-72			12-185	19-275
at Buffalo	5-44	2-24	3-26	0-0	1-5		1(-2)		*13-106	15-129
at Houston	3-84	4-79	3-45	5-25	1-9	2-20	3-37	1-11t	*23-349	10-156
NEW YORK JETS	2-13	2-10	2-37	3-23	7-57	1-10	1-3	1-2t	*20-187	17-257
at Washington	7-75	1-12	1-12	3-18	0-0			1-40t	14-170	12-177
OAKLAND	2-49	2-34	0-0	3-22	4-38	1-8	1-9	1-3	14-163	24-263
NEW ENGLAND	2-43	3-95	1-17	2-1	2-6		2-9		12-171	19-240
TOTALS	48-645	45-654	31-398	25-211	24-218	18-192	16-92	6-145	226-2707	256-3251

\*Miscellaneous — Braxton 2-23 at San Diego, 1-15 vs. Baltimore, 1-9 at Buffalo; Hardy 2-17 at NY Jets, 1-2t at Baltimore, 1-13t vs. NY Jets; McCreary 1-10t at NY Jets, 1-12 at Baltimore, 1-5t at San Diego; Rather 1-39 at Houston; Den Herder 1-7t vs. Baltimore.

**BEST 1978 PERFORMANCE** — Andre Tillman, 8-89 at New England (10-22-78), one TD; **ALL-TIME RECORDS** — Bo Roberson, 6-16t at Denver (12-4-66); Paul Warfield four TDs vs. Detroit (12-15-73).  
**LONGEST 1978 RECEPTION** — Durliel Harris, 63 yards TD vs. Baltimore (10-29-78); **ALL-TIME RECORD** — Paul Warfield, 86 yards TD vs. Pittsburgh (11-14-71).

# 1978 GAME-BY-GAME TEAM STATISTICS

	First Downs	Opp First Downs	Total Yards	Opp Total Yards	Rushes-Yards	Opp Rushes-Yards	Net Yards Passing	Opp Yards Passing	Dolphin Passes	Opponent Passes	Had QB Sacked	Opp Had QB Sacked	Dolphin Punting	Opp Punting	Fumbles-Lost	Opp Fumbles	Penalties-Yards	Opp Penalties
L 20-33 at New York Jets	16	23	55-329	70-380	25-154	43-153	175	227	29-15-2	25-17-1	1-12	2-18	4-38.5	2-48.0	0-0	0-0	4-35	9-59
W 42- 0 at Baltimore	20	18	66-440	67-247	42-292	26-96	148	151	22-14-1	37-17-6	2-15	4-53	5-35.4	6-39.5	2-1	4-1	6-45	4-35
W 31-24 BUFFALO BILLS	18	17	61-373	63-349	46-285	36-128	88	221	14- 7-0	24-14-0	1- 9	3-24	4-46.5	6-30.0	4-1	2-1	4-25	5-47
L 3-17 at Philadelphia	9	20	42-143	71-337	23- 82	50-222	61	115	17- 6-3	19-13-0	2-15	2-13	5-42.2	6-43.6	0-0	1-1	2-15	5-40
W 24-10 ST. LOUIS	16	19	55-267	69-351	34-123	36-140	144	211	21-12-1	33-21-0	0-0	0-0	4-43.0	3-36.7	0-0	2-1	3-15	8-70
W 21- 0 CINCINNATI	18	15	66-335	60-247	41-183	24- 94	152	153	24-14-0	35-19-2	1-4	1-8	5-44.2	7-38.3	5-3	4-3	7-65	5-40
W 28-21 at San Diego	17	20	57-261	67-404	35-139	34-117	122	287	21-13-0	30-22-2	1-9	3-26	6-39.7	4-30.8	1-1	4-3	3-20	5-40
L 24-33 at New England	20	24	66-333	69-393	26-144	46-225	189	168	36-22-2	22-10-1	4-38	1-8	5-37.6	5-37.6	0-0	1-1	2-15	4-21
W 26- 8 BALTIMORE	14	13	63-309	52-231	39-120	33-192	189	39	23-15-2	14- 7-4	1-6	5-32	6-41.1	6-35.3	2-0	2-2	7-60	9-89
W 23-16 DALLAS COWBOYS	13	19	50-206	61-328	28- 54	26- 89	152	239	18-12-0	30-19-2	4-33	5-36	5-38.4	2-43.5	1-0	4-3	8-57	6-81
L 30-35 at Buffalo	20	16	64-289	57-284	42-193	28-170	96	114	21-13-0	27-15-0	1-10	2-15	4-30.8	5-31.6	2-2	4-2	6-60	10-116
L 13-24 NEW YORK JETS	27	23	68-454	59-406	32-127	42-265	327	141	33-23-1	15-10-1	3-22	2-15	5-46.4	4-45.2	2-1	1-0	9-96	8-58
W 16- 0 at Washington	18	16	64-256	64-307	27-106	35- 85	150	222	34-20-3	26-17-1	3-37	3-35	5-35.0	4-31.5	2-1	2-0	4-20	4-34
W 23- 6 OAKLAND	19	16	73-295	57-290	43-153	27-123	142	167	27-14-1	28-12-4	3-28	2-10	7-41.7	7-34.1	0-0	0-0	3-25	6-55
W 23- 3 NEW ENGLAND	13	21	55-260	71-319	29- 97	30- 85	163	234	26-14-2	38-24-5	0-0	3-29	6-43.0	5-40.2	2-1	3-2	4-35	4-30
	12	16	49-285	64-296	36-114	27- 77	171	219	13-12-0	34-19-3	0-0	3-21	5-40.0	3-33.7	1-1	3-1	2-15	7-50

## 1978 NFL STANDING AMERICAN CONFERENCE

### Eastern Division

	W	L	T	Pct.	Pts.	Opp.
x-New England	11	5	0	.688	358	286
y-Miami	11	5	0	.688	372	254
New York Jets	8	8	0	.500	359	364
Buffalo	5	11	0	.313	302	354
Baltimore	5	11	0	.313	239	421

x—Patriots 6-2 in AFC East, Dolphins 5-3  
y—wild-card entry

### Central Division

	W	L	T	Pct.	Pts.	Opp.
Pittsburgh	14	2	0	.875	356	195
y-Houston	10	6	0	.625	283	298
Cleveland	8	8	0	.500	334	356
Cincinnati	4	12	0	.250	252	284

y—wild-card entry

### Western Division

	W	L	T	Pct.	Pts.	Opp.
Denver	10	6	0	.625	282	198
Oakland	9	7	0	.563	311	283
Seattle	9	7	0	.563	345	358
San Diego	9	7	0	.563	355	309
Kansas City	4	12	0	.250	243	327

## NATIONAL CONFERENCE

### Eastern Division

	W	L	T	Pct.	Pts.	Opp.
Dallas	12	4	0	.750	384	208
y-Philadelphia	9	7	0	.563	270	250
Washington	8	8	0	.500	273	283
St. Louis	6	10	0	.375	248	296
New York Giants	6	10	0	.375	264	298

y—wild-card entry

### Central Division

	W	L	T	Pct.	Pts.	Opp.
x-Minnesota	8	7	1	.531	294	306
Green Bay	8	7	1	.531	249	269
Detroit	7	9	0	.438	290	300
Chicago	7	9	0	.438	253	274
Tampa Bay	5	11	0	.313	241	259

x—Vikings had victory and tie in games with Packers

### Western Division

	W	L	T	Pct.	Pts.	Opp.
Los Angeles	12	4	0	.750	316	245
y-Atlanta	9	7	0	.563	240	290
New Orleans	7	9	0	.438	281	298
San Francisco	2	14	0	.125	219	350

y—wild-card entry

## PLAYOFF RESULTS

AFC —Houston 17, at Miami 9 (wild-card playoff)  
at Pittsburgh 33, Denver 10  
Houston 31, at New England 14  
AFC Title — at Pittsburgh 34, Houston 5  
NFC —at Atlanta 14, Philadelphia 13 (wild-card playoff)  
at Dallas 27, Atlanta 20  
at Los Angeles 34, Minnesota 10  
NFC Title — Dallas 28, at Los Angeles 0  
Super Bowl XIII — Pittsburgh 35, Dallas 31 at Miami





## YEAR-BY-YEAR SCORES

### 1966 (3-11)

			Paid	Announce
9/2	L	14-23		
9/9	L	14-19		
9/18	L	24-58		
10/2	L	10-44		
10/9	L	10-21		
10/16	W	24-7		
10/23	W	20-13		
11/6	L	0-29		
11/13	L	16-34		
11/20	L	13-30		
11/27	L	14-20		
12/4	L	7-17		
12/11	L	18-19		
12/18	W	29-28		
		OAKLAND	25,188	26,776
		NEW YORK JETS	33,650	34,402
		at Buffalo	37,176	37,546
		at San Diego	26,451	26,444
		at Oakland	28,863	30,787
		DENVER	22,191	23,393
		at Houston	21,999	23,173
		BUFFALO	36,685	37,177
		at Kansas City	33,733	34,063
		at New York Jets	57,092	58,664
		NEW ENGLAND	22,480	22,754
		at Denver	32,116	32,592
		KANSAS CITY	19,387	17,881
		HOUSTON	19,274	20,045
			416,285	425,697

### 1967 (4-10)

			Paid	Announce
9/17	W	35-21		
9/24	L	0-24		
10/1	L	7-29		
10/8	L	0-41		
10/15	L	10-41		
10/22	L	14-33		
11/5	L	13-35		
11/12	L	0-24		
11/19	L	17-31		
11/26	W	17-14		
12/3	L	14-17		
12/10	W	41-24		
12/17	W	41-32		
12/23	L	10-41		
		DENVER	29,072	29,381
		KANSAS CITY	33,280	36,272
		at New York Jets	59,433	61,240
		at Kansas City	42,920	45,291
		at New England	17,859	23,955
		NEW YORK JETS	28,392	30,049
		at Buffalo	30,950	31,622
		at San Diego	32,395	34,761
		at Oakland	33,753	37,295
		BUFFALO	24,357	27,050
		at Houston	21,865	20,979
		SAN DIEGO	23,032	23,007
		NEW ENGLAND	22,079	25,969
		HOUSTON	29,628	31,121
			429,015	457,992

### 1968 (5-8-1)

			Paid	Announce
9/14	L	10-24		
9/21	L	21-47		
9/28	L	3-48		
10/6	W	24-7		
10/12	T	14-14		
10/20	W	24-22		
10/27	L	14-21		
11/3	L	28-34		
11/10	W	21-17		
11/17	L	21-38		
11/24	W	34-10		
12/1	L	17-35		
12/8	W	38-7		
12/15	L	7-31		
		HOUSTON	38,097	40,067
		OAKLAND	28,751	30,021
		KANSAS CITY	27,732	28,501
		at Houston	35,424	36,109
		BUFFALO	28,653	28,559
		at Cincinnati	25,076	25,936
		at Denver	43,411	44,115
		at San Diego	31,686	37,284
		at Buffalo	28,399	28,759
		CINCINNATI	30,304	31,747
		at New England	13,646	18,305
		at New York Jets	60,207	61,766
		NEW ENGLAND	24,902	24,242
		NEW YORK JETS	31,302	32,843
			447,590	468,271

### 1969 (3-10-1)

			Paid	Announce
9/14	L	21-27		
9/20	L	17-20		
9/28	L	10-22		
10/4	T	20-20		
10/11	L	14-21		
10/19	L	10-17		
10/26	W	24-6		
11/2	L	31-34		
11/9	W	17-16		
11/16	L	3-28		
11/23	L	7-32		
11/30	L	23-38		
12/7	W	27-24		
12/14	L	9-27		
		at Cincinnati	24,487	25,335
		at Oakland	48,477	50,277
		at Houston	40,387	41,086
		OAKLAND	32,668	35,614
		SAN DIEGO	33,073	34,585
		at Kansas City	47,038	49,809
		BUFFALO	39,194	39,837
		at New York Jets	60,793	61,761
		at New England	10,665	8,374
		at Buffalo	32,344	32,868
		HOUSTON	27,114	27,218
		New England (at Tampa)	27,179	32,121
		DENVER	24,972	25,332
		NEW YORK JETS	42,148	48,108
			490,539	512,335

### 1970 (10-4)

			Paid	Announce
9/20	L	14-27		
9/27	W	20-10		
10/3	W	20-13		
10/10	W	20-6		
10/18	W	33-14		
10/25	L	0-28		
11/1	L	0-35		
11/8	L	17-24		
11/15	W	21-10		
11/22	W	34-17		
11/30	W	20-7		
12/6	W	37-20		
12/13	W	16-10		
12/20	W	45-7		
		at New England	27,265	32,607
		at Houston	38,779	39,840
		OAKLAND	54,412	57,140
		at New York Jets	61,801	62,712
		at Buffalo	40,820	41,312
		CLEVELAND	70,872	75,313
		at Baltimore	59,305	60,240
		at Philadelphia	53,149	58,171
		NEW ORLEANS	41,557	42,866
		BALTIMORE	63,362	67,699
		at Atlanta	53,303	54,036
		NEW ENGLAND	46,370	51,034
		NEW YORK JETS	71,892	75,099
		BUFFALO	64,957	70,990
			747,844	789,059

### American Conference Playoff

12/27	L	14-21	at Oakland	52,594	54,401
-------	---	-------	------------	--------	--------

### 1971 (10-3-1)

			Paid	Announce
9/19	T	10-10		
9/26	W	29-14		
10/3	L	10-14		
10/10	W	23-13		
10/17	W	41-3		
10/24	W	30-14		
10/31	W	20-14		
11/7	W	34-0		
11/14	W	24-21		
11/21	W	17-14		
11/29	W	34-3		
12/5	L	13-34		
12/11	L	3-14		
12/19	W	27-6		
		at Denver	50,499	51,228
		at Buffalo	44,626	45,139
		NEW YORK JETS	67,161	66,025
		at Cincinnati	59,090	60,099
		NEW ENGLAND	56,222	54,566
		at New York Jets	61,170	62,130
		at Los Angeles	68,386	72,903
		BUFFALO	57,748	52,404
		PITTSBURGH	63,178	61,167
		BALTIMORE	73,063	72,043
		CHICAGO	73,071	75,061
		at New England	60,110	61,457
		at Baltimore	59,293	60,238
		GREEN BAY	74,215	73,122
			867,832	867,582

### American Conference Playoff

12/25	W	27-24	at Kansas City (2 ot)	50,374	45,822
-------	---	-------	-----------------------	--------	--------

### American Conference Championship

1/2	W	21-0	BALTIMORE	78,629	78,939
-----	---	------	-----------	--------	--------

### Super Bowl VI at New Orleans

1/16	L	3-24	DALLAS	81,023	80,591
------	---	------	--------	--------	--------

### 1972 (14-0)

			Paid	Announce
9/17	W	20-10		
9/24	W	34-13		
10/1	W	16-14		
10/8	W	27-17		
10/15	W	24-10		
10/22	W	24-23		
10/29	W	23-0		
11/5	W	30-16		
11/12	W	52-0		
11/19	W	28-24		
11/27	W	31-10		
12/3	W	37-21		
12/10	W	23-13		
12/16	W	16-0		
		at Kansas City	78,736	79,829
		HOUSTON	75,069	71,285
		at Minnesota	45,766	47,900
		at New York Jets	61,720	63,841
		SAN DIEGO	78,212	77,596
		BUFFALO	78,175	75,185
		at Baltimore	59,303	60,000
		at Buffalo	45,659	46,206
		NEW ENGLAND	78,148	75,528
		NEW YORK JETS	78,166	78,914
		ST. LOUIS	78,190	76,801
		at New England	60,144	60,999
		at New York Giants	62,728	62,728
		BALTIMORE	78,202	76,696
			958,218	953,508

### American Conference Playoff

12/24	W	20-14	CLEVELAND	78,916	78,196
-------	---	-------	-----------	--------	--------

### American Conference Championship

12/31	W	21-17	at Pittsburgh	50,845	50,350
-------	---	-------	---------------	--------	--------

### Super Bowl VII at Los Angeles

1/14	W	14-7	●Washington	90,182	90,182
------	---	------	-------------	--------	--------

●local TV blackout lifted

1973 (12-2)

			Paid	Announce	
9/16	W	21-13	●SAN FRANCISCO	78,768	68,275
9/23	L	7-12	at Oakland	74,044	74,121
9/30	W	44-23	●NEW ENGLAND	78,830	62,508
10/7	W	31-3	●NEW YORK JETS	78,821	63,850
10/15	W	17-9	●at Cleveland	78,424	72,070
10/21	W	27-6	●BUFFALO	78,738	65,241
10/28	W	30-14	●at New England	60,268	57,617
11/4	W	24-14	●at New York Jets	61,462	57,591
11/11	W	44-0	●BALTIMORE	78,584	60,332
11/18	W	17-0	●at Buffalo	79,401	77,138
11/22	W	14-7	●at Dallas	62,967	58,089
12/3	W	30-26	●PITTSBURGH	78,922	68,901
12/9	L	3-16	at Baltimore	57,834	41,005
12/15	W	34-7	●DETROIT	78,337	53,375
				1,025,400	822,496

American Conference Playoff

12/23	W	34-16	CINCINNATI	78,928	75,770
-------	---	-------	------------	--------	--------

American Conference Championship

12/30	W	27-10	●OAKLAND	79,325	75,105
-------	---	-------	----------	--------	--------

Super Bowl VIII at Houston

1/13	W	24-7	Minnesota	71,882	68,142
------	---	------	-----------	--------	--------

1974 (11-3)

			Paid	Announce	
9/15	L	24-34	at New England	54,193	55,006
9/22	W	24-16	●at Buffalo	79,463	78,990
9/29	W	28-21	at San Diego	44,183	44,706
10/7	W	21-17	●NEW YORK JETS	78,219	61,527
10/13	L	17-20	●at Washington	52,379	54,395
10/20	W	9-3	KANSAS CITY	75,358	67,779
10/27	W	17-7	BALTIMORE	72,849	65,868
11/3	W	42-7	ATLANTA	74,935	64,399
11/10	W	21-0	at New Orleans	73,458	74,289
11/17	W	35-28	●BUFFALO	78,771	69,313
11/24	L	14-17	●at New York Jets	60,481	57,162
12/2	W	24-3	CINCINNATI	78,675	71,962
12/8	W	17-16	at Baltimore	40,911	34,420
12/15	W	34-27	●NEW ENGLAND	78,611	56,920
				942,486	856,736

American Conference Playoff

12/21	L	26-28	●at Oakland	53,023	54,020
-------	---	-------	-------------	--------	--------

1975 (10-4)

			Paid	Announce	
9/22	L	21-31	OAKLAND	78,805	78,744
9/28	W	22-14	●at New England	59,869	59,967
10/5	W	31-7	●at Green Bay	55,270	55,396
10/12	W	24-16	PHILADELPHIA	62,925	60,127
10/19	W	43-0	●at New York Jets	60,471	47,191
10/26	W	35-30	●at Buffalo	79,429	79,080
11/2	W	46-13	at Chicago	56,577	51,298
11/9	W	27-7	NEW YORK JETS	75,631	72,896
11/16	L	19-20	●at Houston	50,494	48,892
11/23	L	17-33	BALTIMORE	67,029	61,986
12/1	W	20-7	NEW ENGLAND	68,480	61,963
12/7	W	31-21	BUFFALO	78,701	74,573
12/14	L	7-10	●at Baltimore	59,808	59,398
12/20	W	14-13	DENVER	56,187	43,064
				909,676	854,575

1976 (6-8)

			Paid	Announce	
9/13	W	30-21	at Buffalo	77,800	77,683
9/19	L	14-30	at New England	41,184	41,879
9/26	W	16-0	NEW YORK JETS	53,600	49,754
10/3	L	28-31	LOS ANGELES	65,314	60,753
10/10	L	14-28	●at Baltimore	59,295	58,832
10/17	L	17-20	KANSAS CITY (ot)	50,471	43,325
10/24	W	23-20	at Tampa Bay	63,016	59,155
10/31	W	10-3	NEW ENGLAND	57,984	52,863
11/7	W	27-7	at New York Jets	58,882	53,344
11/14	L	3-14	●at Pittsburgh	49,813	48,945
11/22	L	16-17	BALTIMORE	68,372	62,104
11/28	L	13-17	at Cleveland	76,562	74,715
12/5	W	45-27	BUFFALO	51,423	43,475
12/11	L	7-29	MINNESOTA	52,945	46,543
				826,661	773,370

\*local TV blackout lifted

1977 (10-4)

			Paid	Announce	
9/18	W	13-0	at Buffalo	78,048	76,097
9/25	W	19-15	at San Francisco	45,560	40,503
10/2	W	27-7	HOUSTON	50,764	49,619
10/9	L	28-45	at Baltimore	56,829	57,005
10/16	W	21-17	NEW YORK JETS	45,048	43,446
10/23	W	31-13	SEATTLE	38,967	29,858
10/30	L	13-14	SAN DIEGO	47,525	40,670
11/6	W	14-10	at New York Jets	53,698	51,582
11/13	W	17-5	NEW ENGLAND	66,743	67,502
11/20	L	17-23	●at Cincinnati	58,710	46,733
11/24	W	55-14	●at St. Louis	50,855	50,269
12/5	W	17-6	●BALTIMORE	74,216	68,977
12/11	L	10-14	●at New England	60,329	61,064
12/17	W	31-14	BUFFALO	45,855	39,626
				773,147	722,951

1978 (11-5)

			Paid	Announce	
9/3	L	20-33	at New York Jets	53,941	49,598
9/10	W	42-0	at Baltimore	47,658	46,426
9/17	W	31-24	BUFFALO	51,362	48,373
9/24	L	3-17	●at Philadelphia	64,328	62,998
10/1	W	24-10	ST. LOUIS	47,650	43,882
10/9	W	21-0	CINCINNATI	57,481	54,729
10/15	W	28-21	at San Diego	51,426	50,637
10/22	L	24-33	●at New England	60,314	60,424
10/29	W	26-8	BALTIMORE	55,783	53,524
11/5	W	23-16	●DALLAS	74,058	70,414
11/12	W	25-24	at Buffalo	50,110	48,623
11/20	L	30-35	●at Houston	51,189	50,290
11/26	L	13-24	NEW YORK JETS	53,900	49,255
12/ 3	W	16-0	●at Washington	54,239	52,860
12/10	W	23-6	OAKLAND	73,889	73,003
12/18	W	23-3	NEW ENGLAND	73,945	72,071

AFC Wild-Card Playoff

12/24	L	9-17	HOUSTON	72,445	70,036
-------	---	------	---------	--------	--------

\*local TV blackout lifted

ALL-TIME DOLPHIN WON-LOSS RECORDS

Opponent	W	L	T	Pct.	Pts.	Opp.	Last Met
Atlanta	2	0	0	1.000	62	14	1974
Baltimore	10	8	0	.555	362	266	1978
Buffalo	21	4	1	.827	655	486	1978
Chicago	2	0	0	1.000	80	16	1975
Cincinnati	5	3	0	.625	185	142	1978
Cleveland	2	2	0	.500	50	68	1976
Dallas	2	1	0	.667	40	47	1978
Denver	4	2	1	.642	131	113	1975
Detroit	1	0	0	1.000	34	7	1973
Green Bay	2	0	0	1.000	58	13	1975
Houston	6	8	0	.428	263	286	1978
Kansas City	3	7	0	.300	120	240	1976
Los Angeles	1	1	0	.500	48	45	1976
Minnesota	2	1	0	.667	47	50	1976
New England	16	9	0	.640	643	476	1978
New Orleans	2	0	0	1.000	42	10	1974
New York Giants	1	0	0	1.000	23	13	1972
New York Jets	14	12	0	.538	514	472	1978
Oakland	3	9	1	.269	237	283	1978
Philadelphia	1	2	0	.333	44	57	1978
Pittsburgh	3	1	0	.750	78	78	1976
St. Louis	3	0	0	1.000	106	34	1978
San Diego	4	5	0	.444	186	213	1978
San Francisco	2	0	0	1.000	40	28	1977
Seattle	1	0	0	1.000	31	13	1977
Tampa Bay	1	0	0	1.000	23	20	1976
Washington	2	1	0	.667	47	27	1978
TOTALS	117	76	3	.604	4,153	3,517	

## OPPONENTS BY SERIES

### MIAMI 2, ATLANTA 0

1970 — Miami 20, at Atlanta 7  
1974 — at Miami 42, Atlanta 7

### MIAMI 11, BALTIMORE 8

1970 — at Baltimore 35, Miami 0  
at Miami 34, Baltimore 17  
1971 — at Miami 17, Baltimore 14  
at Baltimore 14, Miami 3  
\*\*at Miami 21, Baltimore 0  
1972 — Miami 23, at Baltimore 0  
at Miami 16, Baltimore 0  
1973 — at Miami 44, Baltimore 0  
at Baltimore 16, Miami 3  
1974 — at Miami 17, Baltimore 7  
Miami 17, at Baltimore 16  
1975 — Baltimore 33, at Miami 17  
at Baltimore 10, Miami 7  
1976 — at Baltimore 28, Miami 14  
Baltimore 17, at Miami 16  
1977 — at Baltimore 45, Miami 28  
at Miami 17, Baltimore 6  
1978 — Miami 42, at Baltimore 0  
at Miami 26, Baltimore 8

### MIAMI 21, BUFFALO 4 (1 tie)

1966 — at Buffalo 58, Miami 24  
Buffalo 29, at Miami 0  
1967 — at Buffalo 35, Miami 13  
at Miami 17, Buffalo 14  
1968 — at Miami 14, Buffalo 14  
Miami 21, at Buffalo 17  
1969 — at Miami 24, Buffalo 6  
at Buffalo 28, Miami 3  
1970 — Miami 33, at Buffalo 14  
at Miami 45, Buffalo 7  
1971 — Miami 29, at Buffalo 14  
at Miami 34, Buffalo 0  
1972 — at Miami 24, Buffalo 23  
Miami 30, at Buffalo 16  
1973 — at Miami 27, Buffalo 6  
Miami 17, at Buffalo 0  
1974 — Miami 24, at Buffalo 16  
at Miami 35, Buffalo 28  
1975 — Miami 35, at Buffalo 30  
at Miami 31, Buffalo 21  
1976 — Miami 30, at Buffalo 21  
at Miami 45, Buffalo 27  
1977 — Miami 31, at Buffalo 0  
at Miami 31, Buffalo 14  
1978 — at Miami 31, Buffalo 24  
Miami 25, at Buffalo 24

### MIAMI 2, CHICAGO 0

1971 — at Miami 34, Chicago 3  
1975 — Miami 46, at Chicago 13

### MIAMI 5, CINCINNATI 3

1968 — Miami 24, at Cincinnati 22  
Cincinnati 38, at Miami 21  
1969 — at Cincinnati 27, Miami 21  
1971 — Miami 23, at Cincinnati 13  
1973 — at Miami 34, Cincinnati 16  
1974 — at Miami 24, Cincinnati 3  
1977 — at Cincinnati 23, Miami 17  
1978 — at Miami 21, Cincinnati 0

### MIAMI 2, CLEVELAND 2

1970 — Cleveland 28, at Miami 0  
1972 — at Miami 20, Cleveland 14  
1973 — Miami 17, at Cleveland 9  
1976 — at Cleveland 17, Miami 13  
\*AFC Playoff \*\*AFC Championship

### MIAMI 2, DALLAS 1

1971 — \*\*\*Dallas 24, Miami 3  
1973 — Miami 14, at Dallas 7  
1978 — at Miami 23, Dallas 16

### MIAMI 4, DENVER 2 (1 tie)

1966 — at Miami 24, Denver 7  
at Denver 17, Miami 7  
1967 — at Miami 35, Denver 21  
1968 — at Denver 21, Miami 14  
1969 — at Miami 27, Denver 24  
1971 — Miami 10, at Denver 10  
1975 — at Miami 14, Denver 13

### MIAMI 1, DETROIT 0

1973 — at Miami 34, Detroit 7

### MIAMI 2, GREEN BAY 0

1971 — at Miami 27, Green Bay 6  
1975 — Miami 31, at Green Bay 7

### HOUSTON 8, MIAMI 6

1966 — Miami 20, at Houston 13  
at Miami 29, Houston 28  
1967 — at Houston 17, Miami 14  
Houston 41, at Miami 10  
1968 — Houston 24, at Miami 10  
Miami 24, at Houston 7  
1969 — at Houston 22, Miami 10  
Houston 32, at Miami 7  
1970 — Miami 20, at Houston 10  
1972 — at Miami 34, Houston 13  
1975 — at Houston 20, Miami 19  
1977 — at Miami 27, Houston 7  
1978 — at Houston 35, Miami 30  
\*Houston 17, at Miami 9

### KANSAS CITY 7, MIAMI 3

1966 — at Kansas City 34, Miami 16  
Kansas City 19, at Miami 18  
1967 — Kansas City 24, at Miami 0  
at Kansas City 41, Miami 0  
1968 — Kansas City 48, at Miami 3  
1969 — at Kansas City 17, Miami 10  
1971 — \*Miami 27, at Kansas City 24  
1972 — Miami 20, at Kansas City 10  
1974 — at Miami 9, Kansas City 3  
1976 — Kansas City 20, at Miami 17

### MIAMI 1, LOS ANGELES 1

1971 — Miami 20, at Los Angeles 14  
1976 — Los Angeles 31, at Miami 28

### MIAMI 2, MINNESOTA 1

1972 — Miami 16, at Minnesota 14  
1973 — \*\*\*Miami 24, Minnesota 7  
1976 — Minnesota 29, at Miami 7

### MIAMI 16, NEW ENGLAND 9

1966 — New England 20, at Miami 14  
1967 — at New England 41, Miami 10  
at Miami 41, New England 32  
1968 — Miami 34, at New England 10  
at Miami 38, New England 7  
\*\*\*Super Bowl



Durriel Harris has snagged 100 passes in 3 years.

1969 — Miami 17, at New England 16  
New England 38, Miami 23  
(Tampa)

1970 — at New England 27, Miami 14  
at Miami 37, New England 20  
1971 — at Miami 41, New England 3  
at New England 34, Miami 13  
1972 — at Miami 52, New England 0  
Miami 37, at New England 21  
1973 — at Miami 44, New England 23  
Miami 30, at New England 14  
1974 — at New England 34, Miami 24  
at Miami 34, New England 27  
1975 — Miami 22, at New England 14  
at Miami 20, New England 7  
1976 — at New England 30, Miami 14  
at Miami 10, New England 3  
1977 — at Miami 17, New England 5  
at New England 14, Miami 10  
1978 — at New England 33, Miami 24  
at Miami 23, New England 3

### MIAMI 2, NEW ORLEANS 0

1970 — at Miami 21, New Orleans 10  
1974 — Miami 21, at New Orleans 0

### MIAMI 1, NY GIANTS 0

1972 — Miami 23, at NY Giants 13

### MIAMI 14, N.Y. JETS 12

1966 — NY Jets 19, at Miami 14  
at NY Jets 30, Miami 13  
1967 — at NY Jets 29, Miami 7  
NY Jets 33, at Miami 14  
1968 — at NY Jets 35, Miami 17  
NY Jets 31, at Miami 7  
1969 — at NY Jets 34, Miami 31  
NY Jets 27, at Miami 9  
1970 — Miami 20, at NY Jets 6  
at Miami 16, NY Jets 0  
1971 — NY Jets 14, at Miami 10  
Miami 30, at NY Jets 14  
1972 — Miami 27, at NY Jets 17  
at Miami 28, NY Jets 24  
1973 — at Miami 31, NY Jets 3  
Miami 24, at NY Jets 14  
1974 — at Miami 21, NY Jets 17  
at NY Jets 17, Miami 14  
1975 — Miami 43, at NY Jets 0  
at Miami 27, NY Jets 7  
1976 — at Miami 16, NY Jets 0  
Miami 27, at NY Jets 7  
1977 — at Miami 21, NY Jets 17  
Miami 14, at NY Jets 10  
1978 — at NY Jets 33, Miami 20  
NY Jets 24, at Miami 13

### OAKLAND 9, MIAMI 3 (1 tie)

1966 — Oakland 23, at Miami 14  
at Oakland 21, Miami 10  
1967 — at Oakland 31, Miami 17  
1968 — Oakland 47, at Miami 21  
1969 — at Oakland 20, Miami 17  
at Miami 20, Oakland 20  
1970 — at Miami 20, Oakland 13  
\*at Oakland 21, Miami 14  
1973 — at Oakland 12, Miami 7  
\*\*at Miami 27, Oakland 10  
1974 — at Oakland 28, Miami 26  
1975 — Oakland 31, at Miami 21  
1978 — at Miami 23, Oakland 6

### PHILADELPHIA 2, MIAMI 1

1970 — at Philadelphia 24, Miami 17  
1975 — at Miami 24, Philadelphia 16  
1978 — at Philadelphia 17, Miami 3

### MIAMI 3, PITTSBURGH 1

1971 — at Miami 24, Pittsburgh 21  
1973 — \*\*Miami 21, at Pittsburgh 17  
1973 — at Miami 30, Pittsburgh 26  
1976 — at Pittsburgh 14, Miami 3

### MIAMI 3, ST. LOUIS 0

1972 — at Miami 31, St. Louis 10  
1977 — Miami 55, at St. Louis 14  
1978 — at Miami 24, St. Louis 10

### SAN DIEGO 5, MIAMI 4

1966 — at San Diego 44, Miami 10  
1967 — at San Diego 24, Miami 0  
at Miami 41, San Diego 24  
1968 — at San Diego 34, Miami 28  
1969 — San Diego 21, at Miami 14  
1972 — at Miami 24, San Diego 10  
1974 — Miami 28, at San Diego 21  
1977 — San Diego 14, at Miami 13  
1978 — Miami 28, at San Diego 21

### MIAMI 2, SAN FRANCISCO 0

1973 — at Miami 21, San Francisco 13  
1977 — Miami 19, at San Francisco 15

### MIAMI 1, SEATTLE 0

1977 — at Miami 31, Seattle 13

### MIAMI 1, TAMPA BAY 0

1976 — Miami 23, at Tampa Bay 20

### MIAMI 2, WASHINGTON 1

1972 — \*\*\*Miami 14, Washington 7  
1974 — at Washington 20, Miami 17  
1978 — Miami 16, at Washington 0

## PRESEASON RESULTS

**1966 (0-4)**  
 L 10-38 at San Diego  
 L 0-33 Kansas City  
 L 14-31 New York Jets  
 (at Jacksonville)  
 L 16-28 Denver (Memphis)

**1967 (2-3)**  
 W 19-2 Denver (Akron)  
 W 10-7 Buffalo (Memphis)  
 L 19-20 San Diego  
 L 17-27 Atlanta  
 L 17-20 New Orleans  
 (at Charleston)

**1968 (2-2-1)**  
 T 28-28 Buffalo (Rochester)  
 W 23-7 Philadelphia  
 L 17-19 New England  
 (at Jacksonville)  
 L 13-22 Baltimore  
 W 19-13 Atlanta

**1969 (1-5)**  
 L 10-45 Minnesota (Tampa)  
 L 10-16 Chicago  
 L 10-14 Philadelphia  
 L 21-28 at Cincinnati  
 L 10-23 Baltimore  
 W 13-0 New England  
 (at Birmingham)

**1970 (4-2)**  
 W 16-10 Pittsburgh  
 (at Jacksonville)  
 W 20-10 Cincinnati  
 W 17-7 San Francisco  
 W 20-13 Baltimore  
 L 21-26 Washington  
 (at Tampa)  
 L 17-20 Atlanta

**1971 (2-3-1)**  
 L 10-27 Cincinnati  
 T 17-17 San Francisco  
 L 7-10 Green Bay  
 (at Milwaukee)  
 W 28-24 Detroit  
 W 27-10 Washington  
 L 0-24 at Minnesota

**1972 (3-3)**  
 L 23-31 at Detroit  
 L 13-14 Green Bay  
 W 35-17 at Cincinnati  
 W 24-10 Atlanta  
 L 24-27 at Washington  
 W 21-19 Minnesota

**1973 (3-2-1)**  
 W 14-13 Cincinnati  
 W 14-13 New Orleans  
 T 9-9 Chicago  
 W 17-14 Los Angeles  
 L 17-20 at Minnesota  
 L 23-26 at Dallas

**1974 (4-2)**  
 L 13-19 at Cincinnati  
 W 45-20 New Orleans  
 W 21-9 Minnesota  
 L 13-31 at Los Angeles  
 W 21-10 Green Bay  
 W 30-7 at Chicago

**1975 (5-1)**  
 W 7-3 Cincinnati  
 W 20-14 Detroit  
 W 20-10 at New Orleans  
 L 7-20 at Minnesota  
 W 21-10 Chicago  
 W 31-13 N.Y. Giants

**1976 (6-0)**  
 W 16-3 Minnesota  
 W 30-21 at Detroit  
 W 24-16 Philadelphia  
 W 28-21 at Tampa Bay  
 W 10-6 at Houston  
 W 20-7 at New Orleans

**1977 (4-2)**  
 W 13-7 at Tampa Bay  
 W 27-15 Washington  
 W 20-14 at Dallas  
 L 7-33 at Minnesota  
 L 10-17 New Orleans  
 W 27-21 at N.Y. Giants

**1978 (4-1)**  
 L 3-17 Philadelphia (Canton)  
 W 28-7 St. Louis  
 W 31-17 at New Orleans  
 W 30-22 Minnesota  
 W 24-20 at Tampa Bay

## PRESEASON SERIES

Opponent	W	L	T	Pct.	Pts.	Opp.	Last Met
Atlanta	2	2	0	.500	77	70	1972
Baltimore	1	2	0	.333	43	58	1970
Buffalo	1	0	1	.750	38	35	1968
Chicago	2	1	1	.625	70	42	1975
Cincinnati	4	3	0	.571	120	117	1975
Cleveland	(NO GAMES)						
Dallas	1	1	0	.500	43	40	1977
Denver	1	1	0	.500	35	30	1967
Detroit	3	1	0	.750	101	90	1976
Green Bay	1	2	0	.333	41	34	1974
Houston	1	0	0	1.000	10	6	1976
Kansas City	0	1	0	.000	0	33	1966
Los Angeles	1	1	0	.500	30	45	1974
Minnesota	4	5	0	.444	129	195	1978
New England	1	1	0	.500	30	19	1969
New Orleans	5	2	0	.714	157	104	1978
New York Giants	2	0	0	1.000	58	34	1977
New York Jets	0	1	0	.000	14	31	1966
Oakland	(NO GAMES)						
Philadelphia	2	2	0	.500	60	54	1978
Pittsburgh	1	0	0	1.000	16	10	1970
St. Louis	1	0	0	1.000	28	7	1978
San Diego	0	2	0	.000	29	58	1967
San Francisco	1	0	1	.750	34	24	1971
Seattle	(NO GAMES)						
Tampa Bay	3	0	0	1.000	65	48	1978
Washington	2	2	0	.500	99	78	1977
TOTALS	40	30	3	.568	1327	1260	

## DOLPHINS HOLD NFL TICKET RECORDS

The Miami Dolphins possess all five National Football League records for paid attendance in a single season, established in 1973 as defending Super Bowl champions. These records include:

- Total tickets sold for 14-game schedule, home and away, with 1,025,400. The only other team to surpass a million tickets was Buffalo in 1974 with 1,003,062.

- Total tickets sold for a 7-game home schedule with 551,000 for the sellout season averaging 78,714 per game.

- Total tickets sold for a 7-game road schedule with 474,400 averaging 67,771 per game.

- Total tickets sold for a complete season (17 games) with 1,255,535 averaging 73,855 per game.

- Total season tickets sold with 74,961. Closest to that figure were the New York Giants (73,997) and Denver (73,096) in 1978.

For the 69 games played at the Orange Bowl since 1970 (excluding preseason games), the Dolphins have sold 4,639,956 tickets for an average of 67,246 over a nine-year period.

The three highest turnstile counts for Dolphin games at the Orange Bowl are 78,939 with Baltimore in the 1971 AFC Championship game; 78,914 with the New York Jets in 1972; and 78,744 with Oakland in the 1975 season opener.

The record turnstile is 532,005 averaging 76,001 fans in 1972. When all home games in 1973 were shown on local television, the Dolphins averaged approximately 16,570 no-shows per game.

### REGULAR-SEASON GAMES

Year	Paid 7-Home	Paid 7-Away	Paid 14-Total	Turnstile 7-Home	Announce 7-Away
1966	178,855	237,430	416,285	182,428	243,269
1967	189,840	239,175	429,015	202,849	255,143
1968	209,741	237,849	447,590	215,980	252,291
1969	*226,348	264,191	490,539	242,815	269,520
1970	413,422	334,422	747,844	440,141	348,918
1971	464,658	403,174	867,832	454,388	413,194
1972	544,162	414,056	958,218	532,005	421,503
1973	551,000	474,400	1,025,400	442,482	437,631
1974	537,418	405,068	942,486	457,768	398,968
1975	487,758	421,918	909,676	453,353	401,222
1976	400,109	426,552	826,661	358,817	414,553
1977	369,118	404,029	773,147	319,698	383,253
1978	488,068	433,205	921,273	465,251	421,856

1978 games were 8 home, 8 away and 16 total  
\*Includes game at Tampa (27,179)

### SEASON TICKETS, PAID AVERAGES, ETC.


Year	Season Tickets	Paid 7-Home	Paid 7-Away	Paid 14-Total	Preseason Paid Home
1966	12,503	25,551	33,918	29,734	1- 36,366
1967	13,050	27,120	34,167	30,643	2- 86,692
1968	14,924	29,963	33,978	31,970	3-145,257
1969	17,478	32,335	37,741	35,038	3-140,514
1970	26,161	59,060	47,774	53,417	4-246,176
1971	44,834	66,380	57,596	61,988	4-237,753
1972	69,303	77,737	59,151	68,444	3-222,821
1973	74,961	78,714	67,771	73,243	4-313,411
1974	67,322	76,774	57,867	67,320	3-193,442
1975	49,026	69,680	60,274	64,977	4-213,186
1976	44,494	57,158	60,936	59,047	2-102,338
1977	34,838	52,731	57,718	55,224	2- 81,517
1978	41,456	61,009	54,151	57,579	2- 97,461

### TICKETS SOLD

Opponents in Miami		Dolphins on Road	
Atlanta	74,935 1974	Atlanta	53,036 1970
*Baltimore	78,629 1971	Baltimore	59,808 1975
Buffalo	78,771 1974	Buffalo	79,463 1974
Chicago	73,071 1971	Chicago	56,577 1975
*Cincinnati	78,928 1973	Cincinnati	59,090 1971
*Cleveland	78,916 1972	Cleveland	78,424 1973
Dallas	74,058 1978	Dallas	62,967 1973
Denver	56,187 1975	Denver	50,499 1971
Detroit	78,337 1973	Detroit	No Game
Green Bay	74,215 1971	Green Bay	55,270 1975
Houston	75,069 1972	Houston	51,189 1978
Kansas City	75,358 1974	Kansas City	78,736 1972
Los Angeles	65,314 1976	Los Angeles	68,386 1971
Minnesota	52,945 1976	Minnesota	45,766 1972
New England	78,830 1973	New England	60,329 1977
New Orleans	42,886 1970	New Orleans	73,458 1974
New York Giants	No Game	New York Giants	62,728 1972
New York Jets	78,821 1973	New York Jets	61,720 1972
*Oakland	79,325 1973	*Oakland	53,023 1974
Philadelphia	62,925 1975	Philadelphia	64,328 1978
Pittsburgh	78,922 1973	*Pittsburgh	50,845 1972
St. Louis	78,190 1972	St. Louis	50,855 1977
San Diego	78,212 1972	San Diego	51,426 1978
San Francisco	78,768 1973	San Francisco	45,560 1977
Seattle	38,967 1977	Seattle	No Game
Tampa Bay	No Game	Tampa Bay	63,016 1976
Washington	No Game	Washington	54,239 1978

(74,044 for Miami-Oakland at Berkeley, Ca., 1973)

### PLAYOFF HISTORY



Larry Csonka bulled 145 yards in Super Bowl VIII.

### 1970 AFC PLAYOFF Raiders Sink Dolphins With 82-Yard Bomb

Oakland, Dec. 27 — Quarterback Daryle Lamonica unloaded an 82-yard touchdown pass to Rod Sherman with 9:34 to play as Oakland spoiled the Dolphins' first appearance in the playoffs, 21-14, on a field oozing with mud.

The Dolphins, who had won six consecutive games to finish 10-4 and gain a wild-card berth, had taken a 7-0 lead in the second quarter when Bob Griese fired a 16-yard strike to Paul Warfield in the end zone. Lamonica matched that TD with a 22-yard toss to Fred Biletnikoff only 1:50 before halftime.

Raider right cornerback Willie Brown intercepted a wet and wobbly pass by Griese and fled 50 yards along the sideline for the tie-breaking TD. It came minutes after Jake Scott recovered an Oakland fumble at the Miami 10-yard line.

The heave to Sherman was insurance. Only three plays earlier, Dolphin kicker Garo Yepremian missed a 24-yard field-goal attempt for the second time in the game. Oakland's George Blanda also missed a 23-yarder.

Miami	0	7	0	7	—	14
Oakland	0	7	7	7	—	21

	Miami	Oak
First Downs	16	12
Rushes-Yards	33-118	36-114
Passing Yards	124	187
Total Yards	242	301
Had QB Sacked	3-31	0-0
Passes	27-13-1	16-8-0
Punts	5-39.2	4-32.2
Fumbles-Lost	2-0	4-2
Penalties-Yards	0-0	4-30

### INDIVIDUAL LEADERS

RUSHING - Miami: Csonka 10-23. Kick 14-64. Morris 8-29. Griese 1-2  
Oakland: Dixon 8-31. Smith 9-37. Hubbard 18-58. Banaszak 1(-6)  
PASSING - Miami: Griese 27-13-1, 155 yards, two TDs  
Oakland: Lamonica 16-8-0, 187 yards, two TDs  
RECEIVING - Miami: Twilley 1-14. Warfield 4-62. Kick 4-34. Morris 2-15.  
Richardson 2-30.  
Oakland: Biletnikoff 3-46. Chester 2-47. Dixon 1-3. Smith 1-9. Sherman 1-82.

## 1971 AFC PLAYOFF

### Dolphins Outlast Chiefs in Longest Game

Kansas City, Dec. 25 — Garo Yepremian ended 82 minutes and 40 seconds of an epic struggle by thumping a 37-yard field goal with 7:40 elapsed in the second overtime, lifting the Dolphins past Kansas City, 27-24, on Christmas Day.

The Dolphins battled from behind three times to tie the AFC West champions, the third time on Bob Griese's five-yard pass to tight end Marv Fleming with 96 seconds remaining in regulation.

Kansas City running back Ed Podolak, who amassed 350 yards of all-purpose running, returned the ensuing kickoff 78 yards to the Dolphin 22 where Curtis Johnson made a desperation tackle. With 35 seconds on the clock, Jan Stenerud missed a 32-yard field-goal try.

Stenerud had a 42-yarder blocked by Nick Buoniconti in the fifth quarter, and Yepremian was short with a 45-yard effort. But Larry Csonka crashed 29 yards to the Chiefs 36, and that put Yepremian, the NFL's scoring leader, in position to win it. Goal posts were on the goal line; in 1974 the uprights were moved to the end line.

Miami	0	0	7	7	0	3	—	27
K-City	10	0	7	7	0	0	—	24

**KC - FG Stenerud 24**  
**KC - Podolak 7 pass from Dawson (Stenerud kick)**  
**Mia - Csonka 1 run (Yepremian kick)**  
**Miami - FG Yepremian 14**  
**KC - Otis 1 run (Stenerud kick)**  
**Miami - Kiick 1 run (Yepremian kick)**  
**KC - Podolak 3 run (Stenerud kick)**  
**Miami - Fleming 5 pass from Griese (Yepremian kick)**  
**Miami - FG Yepremian 37**

	Miami	K-City
First Downs	22	23
Rushes-Yards	43-144	44-213
Passing Yards	263	238
Total Yards	407	451
Had QB Sacked	0-0	1-8
Passes	35-20-2	26-18-2
Punts	6-40.0	2-51.0
Fumbles-Lost	1-0	3-2
Penalties-Yards	5-26	6-44

A - 50,374 paid, 45,822 turnstile

### INDIVIDUAL LEADERS

**RUSHING - Miami:** Kiick 15-56, Csonka 24-86, Griese 2-9, Warfield 2-(-7).  
**Kansas City:** Hayes 22-100, Podolak 17-85, Wright 2-15, Otis 3-13.  
**PASSING - Miami:** Griese 35-20-2, 263 yards, one TD.  
**Kansas City:** Dawson 26-18-2, 246 yards, one TD.  
**RECEIVING - Miami:** Warfield 7-140, Fleming 4-37, Kiick 3-24, Mandich 1-4, Twilley 5-58. **Kansas City:** Podolak 8-110, Hayes 3-6, Wright 3-104, Taylor 3-12

## 1971 AFC CHAMPIONSHIP

### Anderson, No-Names Stymie Colts, 21-0

Miami, Jan. 2, 1972 — Three lightning plays and a persistent defense propelled the Dolphins into Super Bowl VI with a 21-0 rout of Baltimore before an all-time Orange Bowl record crowd of 78,939.

Strong safety Dick Anderson intercepted a John Unitas pass which was deflected by Curtis Johnson, and behind a wall of six open-field blocks, Anderson weaved 62 yards for a third-quarter touchdown. "My eyes were popping as I ran," Anderson said. "I've never seen so many people land on their heads."

Before Anderson's convoy made it 14-0, the Dolphins staggered the defending Super Bowl champions when Bob Griese and Paul Warfield hooked up for a 75-yard TD pass. Warfield applied the clincher when he escaped 50 yards with a Griese pass, setting up a five-yard TD slam by fullback Larry Csonka.

The Colts hadn't been held scoreless for 97 games over seven seasons. They were stopped at the Dolphin 9 in the second quarter. Jim O'Brien missed two field-goal attempts and had another blocked by Lloyd Mumphord.

Baltimore	0	0	0	0	—	0
Miami	7	0	7	7	—	21

**Miami - Warfield 75 pass from Griese (Yepremian kick)**  
**Miami - Anderson 62 interception return (Yepremian kick)**  
**Mia - Csonka 5 run (Yepremian kick)**  
**A - 78,629 paid, 78,939 turnstile**

	Balt	Miami
First Downs	16	13
Rushes-Yards	30-89	35-144
Passing Yards	213	142
Total Yards	302	286
Had QB Sacked	2-11	2-16
Passes	36-20-3	8-4-1
Punts	3-45.3	6-42.7
Fumbles-Lost	1-0	0-0
Penalties-Yards	1-5	2-27

### INDIVIDUAL LEADERS

**RUSHING - Baltimore:** McCauley 15-50, Nottingham 11-33, Untias 2-1, Nowatzke 2-5. **Miami:** Kiick 18-66, Csonka 15-63, Griese 1-12, Morris 1-3.  
**PASSING - Baltimore:** Unitas 36-20-3, 224 yards, no TD.  
**Miami:** Griese 8-4-1, 158 yards, one TD.  
**RECEIVING - Baltimore:** Hinton 6-98, Nottingham 4-26, McCauley 2-24, Mitchell 1-14, Perkins 3-19, Havrilak 2-31, Matte 1-6, Mackey 1-6.  
**Miami:** Warfield 2-125, Twilley 2-33.

## SUPER BOWL VI

### Cowboys Flatten Luckless Dolphins, 24-3

New Orleans, Jan. 16, 1972 — A 252-yard rushing attack and sharp passing by Roger Staubach spurred the Dallas Cowboys to a 24-3 victory over the Dolphins at Tulane Stadium.

Duane Thomas pranced 95 yards on 19 carries, fullback Walt Garrison added 74 yards on 14 carries and Staubach passed twice for touchdowns to Lance Alworth and Mike Ditka. Staubach, who was sacked twice in the first quarter, bounced back to complete 12 of 19 passes, and he scrambled from the Dolphin pass rush five times.

The Dolphins were frustrated all day; in the first quarter, Larry Csonka lost a fumble and Bob Griese was chased by tackle Bob Lilly for a 29-yard loss. Griese fumbled away a snap at the Dallas 16 in the fourth period.

Although it was intriguing 10-3 at halftime, the Cowboys marched 71 yards in seven plays after kickoff, and Thomas swept three yards for the TD.

Dallas	3	7	7	7	—	24
Miami	0	3	0	0	—	3

**Dallas - FG Clark 9**  
**Dallas - Alworth 7 pass from Staubach (Clark kick)**  
**Miami - FG Yepremian 31**  
**Dallas - D. Thomas 3 run (Clark kick)**  
**Dallas - Ditka 7 pass from Staubach (Clark kick)**

	Dallas	Miami
First Downs	23	10
Rushes-Yards	48-252	20-80
Passing Yards	100	105
Total Yards	352	185
Had QB Sacked	2-19	1-29
Passes	19-12-0	23-12-1
Punts	5-37.2	5-40.0
Fumbles-Lost	1-0	0-0
Penalties-Yards	3-15	0-0

A - 81,023 paid, 80,591 turnstile

### INDIVIDUAL LEADERS

**RUSHING - Dallas:** Thomas 19-95, Garrison 14-74, Staubach 5-18, Hill 7-25, Hayes 1-16, Reeves 1-7, Ditka 1-17.  
**Miami:** Kiick, 10-40, Csonka 9-40, Griese 1-0.  
**PASSING - Dallas:** Staubach 19-12-0, 119 yards, two TDs.  
**Miami:** Griese 23-12-1, 134 yards, no TD.  
**RECEIVING - Dallas:** Hayes 2-23, D. Thomas 3-17, Garrison 2-11, Alworth 2-28, Hill 1-12, Ditka 2-28.  
**Miami:** Twilley 1-20, Kiick 3-21, Warfield 4-39, Csonka 2-18, Fleming 1-27, Mandich 1-9.

## 1972 AFC PLAYOFF

### Late TD Drive Rescues Unbeaten Dolphins

Miami, Dec. 24 — On the ropes in the fourth quarter after an unprecedented 14 victories, the Dolphins responded to poised Earl Morrall and drove 80 yards for a touchdown with 4:56 to play for a 20-14 victory over the Cleveland Browns.

Morrall, the NFL's leading passer as he replaced injured Bob Griese 10 weeks earlier, had completed only four passes for 38 yards. But he threw 15 and 35 yards to Paul Warfield, reaching the Browns' 20, and a pass interference call against linebacker Billy Andrews put the ball at the 8.

Halfback Jim Kiick then bulled eight yards up the middle on a trap for the winning points. The triumph was sealed with a minute to play when linebacker Doug Swift intercepted quarterback Mike Phipps at the Dolphin 20.

Despite stealing five of Phipps' passes, the Dolphins were stung by a 27-yard TD pass to Fair Hooker and trailed, 14-13, with 8:11 to play.

Cleveland	0	0	7	7	—	14
Miami	10	0	0	10	—	20

**Miami - Babb 5 recovery of blocked punt (Yepremian kick)**  
**Miami - FG Yepremian 40**  
**Clev - Phipps 5 run (Cockroft kick)**  
**Miami - FG Yepremian 46**  
**Clev - Hooker 27 pass from Phipps (Cockroft kick)**  
**Miami - Kiick 8 run (Yepremian kick)**  
**A - 78,916 paid, 80,010 announce**

	Clev	Miami
First Downs	15	17
Rushes-Yards	32-165	47-198
Passing Yards	118	74
Total Yards	283	272
Had QB Sacked	2-13	4-14
Passes	23-9-5	13-6-0
Punts	6-34.7	5-42.0
Fumbles-Lost	2-0	2-2
Penalties-Yards	3-25	3-25

### INDIVIDUAL LEADERS

**RUSHING - Cleveland:** Scott 16-94, Phipps 8-47, Brown 4-13, Kelly 4-11.  
**Miami:** Morris 15-72, Kiick 14-50, Warfield 2-41, Csonka 12-32, Morrall 4-3.  
**PASSING - Cleveland:** Phipps 23-9-5, 131 yards, one TD.  
**Miami:** Morrall 13-6-0, 88 yards, no TD.  
**RECEIVING - Cleveland:** Scott 4-30, Hooker 3-53, Kelly 1-27, Morin 1-21.  
**Miami:** Twilley 3-33, Warfield 2-50, Kiick 1-5.

## 1972 AFC CHAMPIONSHIP

### Griese Comes Off Bench to Rally 21-17 Win

Pittsburgh, Dec. 31 — Quarterback Bob Griese, playing 11 weeks after he had broken his right leg, ignited a third-quarter touchdown drive with a 52-yard pass to Paul Warfield, and the Dolphins overtook the Pittsburgh Steelers, 21-17, in unusually warm 63-degree weather.

Griese was given the nod in the second half after Earl Morrall had flipped a nine-yard touchdown pass to Larry Csonka for a 7-7 halftime deadlock. Punter Larry Seiple broke to Larry on a daring 37-yard run to set up that TD.

Trailing 10-7, Griese directed TD drives of 80 and 49 yards with Jim Kiick blasting two and three yards for the scores. Steeler quarterback Terry Bradshaw, who closed the gap with four straight completions on a 71-yard TD drive, was intercepted by Nick Buoniconti at midfield with 2½ minutes to play.

In addition to Seiple's dash, the Dolphins converted fourth-down situations on both Griese-led drives.

Miami	0	7	7	7	—	21	
Pittsburgh	7	0	3	7	—	17	
Pitt - Mullins recovery Bradshaw fumble (Gerela kick)							
Miami - Csonka 9 pass from Morrall (Yepreman kick)							
Pitt - FG Gerela 14							
Miami - Kiick 2 run (Yepreman kick)							
Miami - Kiick 3 run (Yepreman kick)							
Pitt - Young 12 pass from Bradshaw (Gerela kick)							

	<b>Miami</b>	<b>Pitt</b>
First Downs	19	13
Rushes-Yards	49-193	26-128
Passing Yards	121	122
Total Yards	314	250
Had QB Sacked	0-0	2-15
Passes	16-10-1	20-10-2
Punts	4-35.5	4-51.3
Fumbles-Lost	0-0	2-0
Penalties-Yards	2-19	4-30

A - 50,845 paid, 50,350 turnstile

### INDIVIDUAL LEADERS

**RUSHING** - Miami: Csonka 24-68, Morris 16-76, Kiick 8-12, Seiple 1-37. Pittsburgh: Harris 16-76, Fuqua 8-47, Bradshaw 2-5.  
**PASSING** - Miami: Morrall 11-7-1, 51 yards, one TD; Griese 5-3-0, 70 yards, no TD. Pittsburgh: Bradshaw 10-5-2, 80 yards, one TD; Hanratty 10-5-0, 57 yards.  
**RECEIVING** - Miami: Morris 1-(6), Mandich 1-5, Fleming 5-50, Csonka 1-9, Warfield 2-63. Pittsburgh: Young 4-54, Harris 2-3, McMakin 1-22, Shanklin 2-49, Brown 1-9.

## SUPER BOWL VII

### Dolphins Achieve Perfection in 17th Win

Los Angeles, Jan. 14, 1973 — "This is the ultimate," Coach Don Shula said quietly after his unbeaten Dolphins dominated the Washington Redskins, 14-7, to cap a perfect season. It was Shula's first Super Bowl triumph in three tries.

A record Super Bowl crowd of 90,182 saw the Dolphins surge to a 14-0 halftime lead even as one touchdown was nullified by an offside penalty. Miami intercepted three of Bill Kilmer's passes, and Manny Fernandez scuttled the Redskin running game with 17 tackles.

An original Dolphin, Howard Twilley, eluded cornerback Pat Fischer to snare a 28-yard touchdown pass from Bob Griese in the first quarter. Griese's 47-yard TD bomb to Paul Warfield was erased by the penalty, but a 32-yard interception return by linebacker Nick Buoniconti set up the Dolphins' second score.

Safety Jake Scott thwarted Kilmer with an end-zone interception and 55-yard runback. The Redskins finally scored on a bizarre 49-yard fumble recovery by Mike Bass after a blocked field goal and attempted pass by kicker Garo Yepremian. Scott was named MVP.


Miami	7	7	0	0	—	14	
Washington	0	0	0	7	—	7	
Miami - Twilley 28 pass from Griese (Yepreman kick)							
Miami - Kiick 1 run (Yepreman kick)							
Wash - Bass 49 fumble recovery (Knight kick)							

	<b>Miami</b>	<b>Wash</b>
First Downs	12	16
Rushes-Yards	37-184	36-141
Passing Yards	69	87
Total Yards	253	228
Had QB Sacked	2-19	2-17
Passes	11-8-1	28-14-3
Punts	7-43.0	5-31.2
Fumbles-Lost	2-1	1-0
Penalties-Yards	3-35	3-25

A - 90,182 paid

### INDIVIDUAL LEADERS

**RUSHING** - Miami: Kiick 12-38, Csonka 15-112, Morris 10-34. Washington: Brown 22-72, Harraway 10-37, C. Taylor 1-8, Smith 1-6, Kilmer 2-18.  
**PASSING** - Miami: Griese 11-8-1, 88 yards, one TD. Washington: Kilmer 28-14-3, 104 yards, no TD.  
**RECEIVING** - Miami: Csonka 1-(1), Warfield 3-36, Twilley 1-28, Kiick 2-6, Mandich 1-19. Washington: Brown 5-26, Jefferson 5-50, Harraway 1-(3), Smith 1-11, C. Taylor 2-20.



Paul Warfield snared 4 TD passes vs. Detroit in 1973.

## 1973 AFC PLAYOFF

### Stout Defense Cages Bengals, 34-16

Miami, Dec. 23 — A defense which had allowed only 15 touchdowns all season kept the Cincinnati Bengals out of the end zone while the Dolphins hammered 241 yards on the ground for a convincing 34-16 victory.

Mercury Morris scooted 106 yards on 20 carries and Bob Griese completed 11 of 18 passes including TDs of 13 yards to Paul Warfield and seven yards to Jim Mandich. Garo Yepremian converted long field goals of 50 and 46 yards in the second half to widen the winning margin.

The Dolphins led 21-3 when a lapse just before halftime gave life to the Bengals. Safety Neal Craig intercepted Griese and returned 45 yards for a score, and Horst Muhlman booted field goals for 46 and 12 yards — the second coming after Morris fumbled a kickoff — to make it 21-16.

Cincinnati	3	13	0	0	—	16	
Miami	14	7	10	3	—	34	
Miami - Warfield 13 pass from Griese (Yepreman kick)							
Cin - FG Muhlman 24							
Mia - Csonka 1 run (Yepreman kick)							
Miami - Morris 4 run (Yepreman kick)							
Cin - Craig 45 interception return (Muhlman kick)							
Cin - FG Muhlman 46							
Cin - FG Muhlman 12							
Miami - Mandich 7 pass from Griese (Yepreman kick)							

	<b>Miami</b>	<b>Cincy</b>	<b>Miami</b>
First Downs	11	27	
Rushes-Yards	20-97	52-241	
Passing Yards	97	159	
Total Yards	194	400	
Had QB Sacked	3-16	0-0	
Passes	27-14-1	19-11-2	
Punts	7-36.3	2-49.0	
Fumbles-Lost	0-0	2-1	
Penalties-Yards	2-19	1-5	

A - 78,928 paid, 75,770 turnstile

### INDIVIDUAL LEADERS

**RUSHING** - Cincinnati: Clark 7-40, E. Johnson 2-17, Elliott 7-15, Curtis 1-(1), Anderson 3-26. Miami: Morris 20-106, Csonka 20-71, Kiick 10-51, Nottingham 1-5, Leigh 1-8.  
**PASSING** - Cincinnati: Anderson 27-14-1, 113 yards, no TD. Miami: Griese 18-11-1, 159 yards, two TDs; Briscoe 1-0-1.  
**RECEIVING** - Cincinnati: Clark 2-18, Curtis 1-9, Elliott 9-53, Joiner 2-33. Miami: Kiick 3-19, Warfield 4-95, Mandich 3-28, Briscoe 1-17.

**1973 AFC CHAMPIONSHIP  
Dolphins Grind Raiders With 266 Rushing**

Miami, Dec. 30 — A relentless running attack with Larry Csonka and Mercury Morris accounting for 203 of the 266 yards powered the Dolphins to a 27-10 triumph over the Oakland Raiders for a third straight American Conference title.

Csonka, a 237-pound battering ram who had his third consecutive 1,000-yard season, scored three touchdowns with his 117 yards on 49 carries. The Dolphins covered 64 and 63 yards exclusively on the ground for a 14-0 halftime lead.

Then as the Raiders battled within 17-10, Bob Griese directed another assault of 63 yards culminating in a field goal and 40 yards ending in Csonka's third TD.

Defensively, safety Dick Anderson forced a fourth-down fumble by Marv Hubbard at midfield, and the Dolphins took possession with a 20-10 lead and six minutes to play.

Oakland had stopped Miami's 18-game winning streak, 12-7, three months earlier.

Oakland	0	0	10	0	—	10
Miami	7	7	3	10	—	27

	Oakland	Miami
First Downs	15	21
Rushes-Yards	26-107	53-266
Passing Yards	129	26
Total Yards	236	292
Had QB Sacked	0-0	1-8
Passes	23-15-1	6-3-1
Punts	2-51.0	1-39
Fumbles-Lost	1-0	1-0
Penalties-Yards	3-35	3-26

A - 79,325 paid, 75,105 turnstile

**INDIVIDUAL LEADERS**

**RUSHING** - Oakland: Hubbard 10-54, C. Smith 10-35, Davis 4-15, Banaszak 2-3.  
Miami: Csonka 29-117, Morris 14-86, Kiick 6-12, Griese 3-39, Nottingham 1-12.  
**PASSING** - Oakland: Stabler 23-15-1, 129 yards, one TD.  
Miami: Griese 6-3-1, 34 yards, no TD.  
**RECEIVING** - Oakland: Hubbard 2-11, C. Smith 5-43, Moore 2-9, Siani 3-45, Bilet-nikoff 2-15, C. Davis 1-6.  
Miami: Briscoe 1-6, Warfield 1-27, Kiick 1-1.

**SUPER BOWL VIII  
Dolphins Demolish Vikings, 24-7**

Houston, Jan. 13, 1974 — Winning for the 32nd time in 34 games, the Dolphins repeated as Super Bowl champions and proved themselves "Best Ever" with a 24-7 rout of the Minnesota Vikings at Rice Stadium.

There was no doubt from the beginning. The Dolphins swept 62 yards in 10 plays with the opening kickoff, scoring on Larry Csonka's five-yard smash. Minnesota punted, and the onslaught resumed with a 56-yard, 10-play Dolphin drive capped by Jim Kiick's one-yard plunge. It was 17-0 before the Vikings crossed their 40, and a fourth-down fumble by Oscar Reed was recovered by safety Jake Scott at the Dolphin six-yard line.

A brilliant, diving catch by Paul Warfield netted 27 yards on a third-quarter TD drive that hiked it to 24-0. Csonka finished with his best-ever total of 145 yards on 33 carries. The Dolphins rushed for 703 yards and outscored opponents, 85-33, in the three-game playoff blitz. Csonka gained a Super Bowl record 145 yards and was named MVP.

Minnesota	0	0	0	7	—	7
Miami	14	3	7	0	—	24

	Minn	Miami
First Downs	14	21
Rushes-Yards	24-72	53-196
Passing Yards	166	63
Total Yards	238	259
Had QB Sacked	2-16	1-10
Passes	28-18-1	7-6-0
Punts	5-42.2	3-39.0
Fumbles-Lost	2-1	1-0
Penalties-Yards	7-65	1-4

**INDIVIDUAL LEADERS**

**RUSHING** - Minnesota: Foreman 7-18, Reed 11-31, Tarkenton 4-17, Marinaro 1-3, Brown 1-2, Miami: Csonka 33-145, Morris 11-34, Kiick 7-10, Griese 2-7.  
**PASSING** - Minnesota: Tarkenton 28-18-1, 182 yards, no TD.  
Miami: Griese 7-6-0, 73 yards, no TD.  
**RECEIVING** - Minnesota: Foreman 5-27, Kingsriter 1-9, Lash 1-9, Voight 3-46, Gil-liam 4-44, Marinaro 2-39, Brown 1-9, Reed 1-(-1).  
Miami: Mandich 2-21, Briscoe 2-19, Warfield 2-33.

**1974 AFC PLAYOFF  
Dream of 'Triple Crown' Shattered**

Oakland, Dec. 21 — Oakland quarterback Ken Stabler, falling in the clutches of Vern Den Herder, unloaded a wobbly eight-yard pass that Clarence Davis wrestled from three defenders in the end zone, and the Raiders scored a stunning 28-26 victory over the defending champion Dolphins.

Stabler, who had spent the last of his timeouts, appeared to have thrown an interception. But running back Davis clutched the football when bodies were untangled with 26 seconds remaining.

It was the fourth TD pass for lefthander Stabler and his second "freak" score. Four minutes earlier, Cliff Branch fell while catching a pass at the Dolphin 27, but defender Henry Stuckey also slipped, and Branch got up and escaped for a 72-yard TD.

The Dolphins, trailing by two points, went ahead with 2:08 remaining as rookie Benny Malone broke two tackles on a 23-yard touchdown run along the sideline.

Miami	7	3	6	10	—	26
Oakland	0	7	7	14	—	28

Mia - Malone 23 run (Yepreman kick)	
Oak - Davis 8 pass from Stabler (Blanda kick)	
A - 53,023 paid, 54,020 turnstile	

	Miami	Oakland
First Downs	18	19
Rushes-Yards	41-213	32-135
Passing Yards	81	276
Total Yards	294	411
Had QB Sacked	2-20	2-17
Passes	14-7-1	30-20-1
Punts	6-33.2	7-42.7
Fumbles-Lost	0-0	0-0
Penalties-Yards	3-15	3-59

**INDIVIDUAL LEADERS**

**RUSHING** - Miami: Csonka 24-114, Malone 14-83, Griese 2-14, Kiick 1-2.  
Oakland: C. Davis 12-59, Hubbard 14-55, Banaszak 3-14, Stabler 3-7.  
**PASSING** - Miami: Griese 14-7-1, 101 yards, one TD.  
Oakland: Stabler 30-20-1, 293 yards, four TDs.  
**RECEIVING** - Miami: Warfield 3-47, Moore 2-40, Nottingham 1-9, Kiick 1-5.  
Oakland: Bilet-nikoff 8-122, Branch 3-84, Moore 3-22, Smith 2-35, Davis 2-16, Hubbard 1-9, Pitts 1-5.

**1978 AFC "WILD-CARD" PLAYOFF  
Oilers Jolt Erring Dolphins, 17-9**

Miami, Dec. 24 — The Houston Oilers amassed a 455-209 margin in total yardage and, aided by five Dolphin turnovers, gained a 17-9 victory in a battle of AFC "wild-card" entries at the Orange Bowl.

Toni Fritsch kicked a 35-yard field goal with 7:25 remaining to snap a 7-7 tie that existed since the first quarter. An interception by linebacker Greg Bingham led to a clinching 50-yard touchdown drive capped by Earl Campbell's one-yard dive with 1:55 to go. Campbell, the NFL rushing leader with 1,450 yards as a rookie, had been checked for only 16 yards on 13 carries in the first half.

Dolphin quarterback Bob Griese, playing with very sore ribs, connected with tight end Andre Tillman for a 13-yard TD after Earnest Rhone had recovered a fumbled punt at the Houston 21. But Griese completed only 11 of 28 passes. Twice the Dolphins lost the ball inside the Oiler 10-yard line when the game was tied.

Houston's Dan Pastorini wore a flak jacket to protect three broken ribs, and he passed for 261 of his 306-yard total in the first half.

Houston	7	0	0	10	—	17
Miami	7	0	0	2	—	9

	Houston	Miami
First Downs	23	14
Rushes-Yards	45-165	25-91
Passing Yards	290	118
Total Yards	455	209
Had QB Sacked	2-16	2-19
Passes	30-20-0	30-12-3
Punts	5-44.0	5-48.6
Fumbles/Lost	3/1	2/2
Penalties/Yards	5/37	1/5

**INDIVIDUAL LEADERS**

**RUSHING** — Houston: Campbell 26-84, Wilson 14-76, Poole 1-12, Coleman 1-2, Pastorini 3-(-9).  
Miami — Williams 13-41, L. Harris 9-43, Moore 1-7, Bulaich 2-0.  
**PASSING** — Houston: Pastorini 29-20-0, 306 yards, one TD, Barber 1-0-0.  
Miami: Griese 28-11-2, 114 yards, one TD, Strock 2-1-1, 23 yards, no TD.  
**RECEIVING** — Houston: Burrough 6-103, Barber 4-112, Wilson 5-40, Woods 2-22, Campbell 1-13, Caster 1-11, Coleman 1-5.  
Miami: D. Harris 4-42, Moore 2-28, Tillman 2-24, L. Harris 1-21, Bulaich 2-14, Williams 1-8.



## DOLPHIN HONORS ALL-NFL SELECTIONS

Dick Anderson (strong safety) — AP 1972-73; Writers 1972-73; NEA 1972-74; FN 1973-74; PFW 1973.  
 Nick Buoniconti (middle linebacker) — FN 1972.  
 Larry Csonka (fullback) — AP 1971, 1973; PFW 1972-73; Writers 1971; FN 1971-73.  
 Bob Griese (quarterback) — AP 1971, 1977; Writers 1971, 1977; NEA 1971; PFW 1971, 1977.  
 Bob Kuechenberg (left guard) — NEA 1975; AP 1978; PFW 1978.  
 Jim Langer (center) — AP 1974-75, 1977; Writers 1974-77; NEA 1974-77; PFW 1974-77.  
 Larry Little (right guard) — Writers 1971-75, 1977; AP 1971-75; PFW 1971-73, 1975; NEA 1972-73; FN 1972-74.  
 Nat Moore (wide receiver) — AP 1977; Writers 1977.  
 Earl Morrall (quarterback) — AP 1972.  
 Jake Scott (free safety) — FN 1970-72; Writers 1973; AP 1973-74; PFW 1972, 1974.  
 Bill Stanfill (defensive end) — AP 1972; Writers 1973; NEA 1973.  
 Paul Warfield (wide receiver) — AP 1971, 1973; NEA 1971-72; Writers 1971; FN 1971; PFW 1971.  
 Garo Yepremian (kicker) — Writers 1971, 1973; AP 1971; PFW 1971, 1973; FN 1971; NEA 1973.  
 Delvin Williams (running back) — AP 1978.

## NFL SECOND-TEAM SELECTIONS

Dick Anderson (strong safety) — Writers 1974.  
 Nick Buoniconti (middle linebacker) — AP 1972; Writers 1972.  
 Larry Csonka (fullback) — AP 1972; Writers 1972; NEA 1973.  
 Vern Den Herder (defensive end) — FN 1972.  
 Manny Fernandez (defensive tackle) — NEA 1973.  
 Bob Griese (quarterback) — FN 1971.  
 Bob Kuechenberg (left guard) — Writers 1975; FN 1975; NEA 1977-78.  
 Jim Langer (center) — AP 1976, 1978; NEA 1978.  
 Larry Little (right guard) — FN 1971; NEA 1975, 1978; AP 1977-78.  
 Earl Morrall (quarterback) — NEA 1972.  
 Jake Scott (free safety) — Writers 1972; AP 1972; NEA 1972-73; FN 1973.  
 Larry Seiple (punter) — FN 1973.  
 Bill Stanfill (defensive end) — FN 1971, 1973-74; Writers 1974; NEA 1974.  
 Paul Warfield (wide receiver) — AP 1972; Writers 1973; NEA 1973; FN 1973.  
 Delvin Williams (running back) — NEA 1978.

## ALL-AFC SELECTIONS

(AP discontinued All-AFC in 1977)

Dick Anderson (strong safety) — AP 1972-73; UPI 1972-73; SN 1972-74; PFW 1973.  
 Nick Buoniconti (middle linebacker) — AP 1972.  
 Larry Csonka (fullback) — PFW 1970, 1973; AP 1972-73; UPI 1971-73; SN 1971-73.  
 Vern Den Herder (defensive end) — AP 1972.  
 Norm Evans (right tackle) — AP 1973; SN 1974.  
 Manny Fernandez (defensive tackle) — SN 1971.  
 Bob Griese (quarterback) — SN 1970-71, 1973; AP 1971; UPI 1971, 1977; PFW 1971, 1977.  
 Bob Kuechenberg (left guard) — PFW 1974, 1978; SN 1975, 1978 (tackle).  
 Jim Langer (center) — PFW 1973-77; AP 1974-76; UPI 1973-77; SN 1973-77.  
 Larry Little (right guard) — AP 1971-75; UPI 1971-75; SN 1971-74; PFW 1971, 1973, 1975.  
 Nat Moore (wide receiver) — PFW 1977; SN 1977; UPI 1977.  
 Earl Morrall (quarterback) — AP 1972; SN 1972.  
 Jake Scott (free safety) — FN 1970; AP 1971-75; UPI 1971-73, 1975; SN 1972-73, 1975; PFW 1974.  
 Bill Stanfill (defensive end) — UPI 1971-74; AP 1972-74; SN 1972-74; PFW 1973.  
 Paul Warfield (wide receiver) — AP 1971-73; UPI 1971, 1973; SN 1970-73; PFW 1971, 1973-74.  
 Garo Yepremian (kicker) — PFW 1971, 1973; SN 1971, 1973; AP 1973.  
 Delvin Williams (running back) — UPI 1978; SN 1978; PFW 1978.

KEY TO AWARDS — AP, Associated Press; UPI, United Press International; NEA, Newspaper Enterprise Association; SN, Sporting News; PFW, Pro Football Weekly; FN, Football News.

## PRO BOWL SELECTIONS (Starters Capitalized)

1970 — RB Larry Csonka, QB Bob Griese, WR Paul Warfield.  
 1971 — RB LARRY CSONKA, QB BOB GRIESE, G Larry Little, RB Mercury Morris, S Jake Scott (dnp), DE Bill Stanfill, WR PAUL WARFIELD.  
 1972 — S Dick Anderson, LB Nick Buoniconti (dnp), RB Larry Csonka (dnp), OT Norm Evans, G LARRY LITTLE, RB Mercury Morris, S JAKE SCOTT, DE Bill Stanfill (dnp), WR Paul Warfield (dnp).  
 1973 — S DICK ANDERSON, LB Nick Buoniconti, RB Larry Csonka (dnp), QB Bob Griese, C JIM LANGER, G LARRY LITTLE, OT Wayne Moore (dnp), RB Mercury Morris (dnp) S JAKE SCOTT, DE Bill Stanfill (dnp), WR Paul Warfield (dnp), K GARO YEPREMIAN.  
 1974 — S DICK ANDERSON, RB Larry Csonka, OT Norm Evans, RB Bob Griese, G Bob Kuechenberg, C JIM LANGER, G LARRY LITTLE, DE BILL STANFILL, S Jake Scott (dnp), WR Paul Warfield.  
 1975 — G BOB KUECHENBERG, C JIM LANGER, S JAKE SCOTT.  
 1976 — C JIM LANGER.  
 1977 — QB BOB GRIESE, G Bob Kuechenberg, C JIM LANGER, WR NAT MOORE.  
 1978 — QB Bob Griese, G Bob Kuechenberg, C Jim Langer, RB DELVIN WILLIAMS, K GARO YEPREMIAN.

## AMERICAN FOOTBALL LEAGUE ALL-STARS

1966 — DE Ed Cooke, LB Tom Erlandson, CB JIMMY WARREN, S Willie West  
 1967 — LB John Bramlett, WR Jack Clancy, QB Bob Griese, CB DICK WESTMORELAND.  
 1968 — QB Bob Griese, RB JIM KIICK, WR Karl Noonan  
 1969 — LB NICK BUONICONTI, G Tom Goode, RB Jim Kiick G Larry Little, DE Bill Stanfill, East Coach George Wilson

## COLLEGE ALL-STAR GAME, CHICAGO

1966 — LB Frank Emanuel, Tennessee.  
 1967 — WR Jack Clancy, Michigan; QB Bob Griese, Purdue; OT Jim Riley, Oklahoma.  
 1968 — TE Jim Cox, Miami, Fla; RB LARRY CSONKA, Syracuse (MVP); RB Jim Kiick, Wyoming.  
 1969 — DT Bob Heinz, Pacific; DE BILL STANFILL, Georgia.  
 1970 — none selected.  
 1971 — CB Ron Dickerson, Kansas State.  
 1972 — DT Mike Kadish, Notre Dame.  
 1973 — Dolphins 14, All-Stars 3  
 1974 — DE Don Reese, Jackson State; RB Benny Malone, Arizona State; CB Jeris White, Hawaii; Game cancelled during players' strike.  
 1975 — OT Darryl Carlton, Tampa; QB-WR Freddie Solomon, Tampa; RB Stan Winfrey, Arkansas State.  
 1976 — LB Kim Bokamper, San Jose State; LB Larry Gordon, Arizona State; WR Duriel Harris, New Mexico State.

## THIRD-DOWN AWARD (most valuable, NEA, voted by players)

1966 — S Willie West	1973 — MLB Nick Buoniconti
1967 — C Tom Goode	1974 — QB Bob Griese
1968 — QB Bob Griese	1975 — QB Bob Griese
1969 — MLB Nick Buoniconti	1976 — WR Nat Moore
1970 — WR Paul Warfield	1977 — WR Nat Moore
1971 — FB Larry Csonka	1978 — RB Delvin Williams
1972 — FB Larry Csonka	

## TOMMY FITZGERALD AWARD (outstanding rookie in training camp)

1969 — CB Lloyd Mumphord	1975 — S Barry Hill
1970 — LB Mike Kolen	1976 — LB Larry Gordon
1971 — WR Otto Stowe	1977 — DE A.J. Duhe and DT Bob Baumhower
1972 — S Charlie Babb	1978 — CB Gerald Small
1973 — WR Bo Rather	
1974 — WR Nat Moore	

## DOLPHINS AWARDS BANQUET

(voted by South Florida media)

### Most Valuable Player

1966 — RB Joe Auer  
 1967 — QB Bob Griese  
 1968 — QB Bob Griese  
 1969 — LB Nick Buoniconti  
 1970 — QB Bob Griese and  
 WR Paul Warfield  
 1971 — QB Bob Griese  
 1972 — QB Earl Morrall  
 1973 — FB Larry Csonka  
 1974 — QB Bob Griese  
 1975 — C Jim Langer  
 1976 — LB Steve Towle  
 1977 — QB Bob Griese  
 1978 — RB Delvin Williams

### Defensive Lineman

1966 — DE Ed Cooke  
 1967 — DT Ray Jacobs  
 1968 — DE Manny Fernandez  
 1969 — DT Manny Fernandez  
 1970 — DT Manny Fernandez  
 1971 — DT Manny Fernandez  
 1972 — DT Manny Fernandez  
 1973 — DT Manny Fernandez  
 1974 — DE Vern Den Herder  
 1975 — DE Vern Den Herder  
 1976 — DE Vern Den Herder  
 1977 — DE A.J. Duhe and  
 DT Bob Baumhower  
 1978 — DE Vern Den Herder

### Offensive Lineman

1966 — C Tom Goode  
 1967 — RT Norm Evans  
 1968 — RT Norm Evans  
 1969 — C Tom Goode  
 1970 — RG Larry Little  
 1971 — RG Larry Little  
 1972 — RG Larry Little  
 1973 — C Jim Langer  
 1974 — C Jim Langer  
 1975 — C Jim Langer  
 1976 — C Jim Langer  
 1977 — C Jim Langer  
 1978 — LG Bob Kuechenberg

### Rookie of Year

1966 — MLB Frank Emanuel  
 1967 — WR Jack Clancy  
 1968 — RB Jim Klick  
 1969 — DE Bill Stanfill  
 1970 — FS Jake Scott  
 1971 — none  
 1972 — none  
 1973 — none  
 1974 — WR Nat Moore  
 1975 — MLB Steve Towle  
 1976 — WR Duriel Harris  
 1977 — CB Norris Thomas  
 1978 — CB Gerald Small

### Most Courageous

1966 — Coach George Wilson  
 1967 — OLB John Bramlett  
 1968 — WR Howard Twilley

### Offensive Back

1966 — RB Joe Auer  
 1967 — QB Bob Griese  
 1968 — WR Karl Noonan  
 1969 — RB Jim Klick  
 1970 — FB Larry Csonka  
 and RB Jim Klick  
 1971 — FB Larry Csonka  
 1972 — FB Larry Csonka  
 1973 — FB Larry Csonka  
 1974 — FB Larry Csonka  
 1975 — FB Don Nottingham  
 and RB Norm Bulaich  
 1976 — QB Bob Griese  
 1977 — QB Bob Griese  
 1978 — RB Delvin Williams

### Defensive Back

1966 — S Willie West  
 1967 — CB Jimmy Warren  
 1968 — CB Jimmy Warren  
 1969 — to linebacker  
 1970 — to linebacker  
 1971 — FS Jake Scott  
 1972 — SS Dick Anderson  
 1973 — SS Dick Anderson  
 1974 — CB Curtis Johnson  
 1975 — CB Curtis Johnson  
 1976 — SS Charlie Babb  
 1977 — SS Tim Foley  
 1978 — SS Tim Foley

### Linebacker

1969 — OLB Ed Weisacosky  
 1970 — MLB Nick Buoniconti  
 1971 — MLB Nick Buoniconti  
 1972 — MLB Nick Buoniconti  
 1973 — MLB Nick Buoniconti  
 1974 — MLB Nick Buoniconti  
 1975 — OLB Bob Matheson  
 1976 — MLB Steve Towle  
 1977 — MLB Steve Towle  
 1978 — OLB Larry Gordon

### Receiver

1971 — WR Paul Warfield  
 1972 — WR Paul Warfield  
 1973 — WR Paul Warfield  
 1974 — WR Nat Moore  
 1975 — WR Nat Moore  
 1976 — WR Nat Moore  
 1977 — WR Nat Moore  
 1978 — WR Nat Moore

### WIOD-Rick Weaver

#### Special Teams

1972 — CB Lloyd Mumphord  
 1973 — LB Bruce Bannon  
 1974 — FB Don Nottingham  
 1975 — S Barry Hill  
 1976 — KR Freddie Solomon  
 1977 — G Ed Newman  
 1978 — CB Charles Cornelius  
 and P George Roberts



## Records

## YEAR-BY-YEAR LEADERS

### RUSHING

	G	Att.	Yds.	Avg.	LG	TD
1966 Joe Auer	14	121	416	3.4	41	4
1967 Abner Haynes	10	56	274	4.9	65t	2
1968 Jim Klick	14	165	621	3.8	25	4
1969 Jim Klick	14	180	575	3.2	27	9
1970 Larry Csonka	14	193	874	4.5	53	6
1971 Larry Csonka	14	195	1051	5.4	28	7
1972 Larry Csonka	14	213	1117	5.2	45	6
1973 Larry Csonka	14	219	1003	4.6	25	5
1974 Larry Csonka	12	197	749	3.8	24	9
1975 Mercury Morris	14	219	875	4.0	49	4
1976 Benny Malone	14	186	797	4.3	31	4
1977 Benny Malone	14	129	615	4.8	66t	5
1978 Delvin Williams	16	272	1258	4.6	58t	8

### RECEIVING

	G	No.	Yds.	Avg.	LG	TD
1966 Dave Kocourek	14	27	320	11.9	43	2
1967 Jack Clancy	14	67	868	13.0	44	2
1968 Karl Noonan	14	58	760	13.1	50	11
1969 Larry Seiple	13	41	577	14.1	41t	5
1970 Jim Klick	14	42	497	11.8	47	0
1971 Paul Warfield	14	43	996	23.2	86t	11
1972 Paul Warfield	12	29	606	20.9	47	3
1973 Marlin Briscoe	14	30	447	14.9	53	2
1974 Nat Moore	13	37	605	16.4	48	2
1975 Nat Moore	14	40	705	17.6	79t	4
1976 Nat Moore	9	33	625	18.9	67t	4
1977 Nat Moore	14	52	765	14.7	73t	12
1978 Nat Moore	16	48	645	13.5	47	10

### SCORING

	TDs	Run	Pass	PAT	FG	Points
1966 Joe Auer	9	5	4	0-0	0-0	54
Gene Mingo	0	0	0	23-23	10-22	53
1967 Booth Lusteg	0	0	0	18-18	7-12	39
Jack Harper	4	1	3	0-0	0-0	24
1968 Karl Noonan	11	0	11	0-0	0-0	66
Jimmy Keyes	0	0	0	30-30	7-16	51
1969 Karl Kremser	0	0	0	26-27	13-22	65
Jim Klick	10	9	1	0-0	0-0	60
1970 Garo Yepremian	0	0	0	31-31	22-29	97
Paul Warfield	6	0	6	0-0	0-0	36
1971 Garo Yepremian	0	0	0	33-33	28-40	117
Paul Warfield	11	0	11	0-0	0-0	66
1972 Garo Yepremian	0	0	0	43-45	24-37	115
Mercury Morris	12	12	0	0-0	0-0	72
1973 Garo Yepremian	0	0	0	38-38	25-37	113
Paul Warfield	11	0	11	0-0	0-0	66
1974 Garo Yepremian	0	0	0	43-43	8-15	67
Larry Csonka	9	9	0	0-0	0-0	54
1975 Garo Yepremian	0	0	0	40-46	13-16	79
Don Nottingham	12	12	0	0-0	0-0	72
1976 Garo Yepremian	0	0	0	29-31	16-23	77
1977 Nat Moore	1	12	0	0-0	0-0	78
Garo Yepremian	0	0	0	37-41	10-22	67
1978 Garo Yepremian	0	0	0	41-45	19-23	98
Nat Moore	0	10	0	0-0	0-0	60

### PASSING

	G	Att.	Cmp.	Int.	Yds.	TD	Pct.
1966 Dick Wood	10	230	83	14	993	4	36.1
1967 Bob Griese	12	331	166	18	2005	15	50.2
1968 Bob Griese	13	355	186	16	2473	21	52.4
1969 Bob Griese	9	252	121	16	1695	10	48.0
1970 Bob Griese	14	245	142	17	2019	12	58.0
1971 Bob Griese	14	263	145	9	2089	19	55.1
1972 Earl Morall	14	150	83	7	1360	11	55.3
1973 Bob Griese	13	218	116	8	1422	17	53.2
1974 Bob Griese	13	253	152	15	1968	16	60.1
1975 Bob Griese	10	191	118	13	1693	14	61.8
1976 Bob Griese	13	272	162	12	2097	11	59.6
1977 Bob Griese	14	307	180	13	2252	22	58.6
1978 Bob Griese	11	235	148	11	1791	11	63.0

### PUNT RETURNS

	No.	Yds.	Avg.	Long	TD
1966 Joe Auer	5	99	19.8	56	0
1967 Abner Haynes	6	37	6.2	20	0
1968 Bob Neff	8	71	8.9	20	0
1969 Mercury Morris	25	172	6.9	38	0
1970 Jake Scott	27	290	10.7	77t	1
1971 Jake Scott	33	318	9.6	31	0
1972 Charlie Leigh	22	210	9.5	27	0
1973 Jake Scott	22	266	12.1	33	0
1974 Jack Scott	31	346	11.2	30	0
1975 Freddie Solomon	26	320	12.3	50t	1
1976 Freddie Solomon	13	205	15.8	79t	1
1977 Freddie Solomon	32	285	8.9	39	0
1978 Jimmy Cefalo	28	232	8.3	26	0

### KICKOFF RETURNS

	No.	Yds.	Avg.	Long	TD
1966 Joe Auer	28	698	24.9	95t	1
1967 Bob Neff	15	351	23.4	69	0
1968 Gene Milton	18	408	22.7	74	0
1969 Mercury Morris	43	1136	26.4	105t	1
1970 Mercury Morris	28	812	29.0	96t	1
1971 Mercury Morris	15	423	28.2	94t	1
1972 Mercury Morris	14	334	23.9	33	0
1973 Charlie Leigh	9	251	27.9	51	0
1974 Nat Moore	22	587	26.7	40	0
1975 Freddie Solomon	17	348	20.5	31	0
1976 Duriel Harris	17	559	32.9	69	0
1977 Gary Davis	14	414	29.6	73	0
1978 Duriel Harris	29	657	22.7	53	0

### INTERCEPTIONS

	No.	Yds.	Avg.	Long	TD
1966 Willie West	8	62	7.8	27	0
1967 Dick Westmoreland	10	127	12.7	29	1
1968 Dick Anderson	8	230	28.8	96t	1
1969 Lloyd Mumphord	5	102	20.4	51	0
1970 Dick Anderson	8	191	23.9	86	0
1971 Jake Scott	7	34	4.9	21	0
1972 Jake Scott	5	73	14.6	31	0
1973 Dick Anderson	8	163	20.4	38t	2
1974 Jake Scott	8	75	9.4	30	0
1975 Jake Scott	6	60	10.0	38	0
1976 (four players)		(two interceptions)			
1977 Curtis Johnson	4	35	8.8	19	0
1978 Tim Foley	6	12	2.0	8	0



Bob Griese began wearing glasses in 1977.

## OUTSTANDING PERFORMANCES

### EIGHT BEST PASSING YARDS TOTALS

Player	Date	Opponent	Att.	Com.	Yds.	TD	Int.	Long
Bob Griese	11/20/78	at Houston	33	23	349	2	1	47
Bob Griese	9/14/69	at Cincinnati	39	19	327	1	2	50
John Stofa	12/18/66	HOUSTON	38	22	307	4	2	48t
Bob Griese	10/17/76	KANSAS CITY	35	25	306	1	2	39
Bob Griese	9/21/68	OAKLAND	40	23	290	2	4	38
Earl Morrall	12/15/74	NEW ENGLAND	23	15	288	2	3	46t
Bob Griese	11/ 2/75	at Chicago	19	12	288	3	0	79t
Bob Griese	11/22/76	BALTIMORE	27	17	286	1	2	44

### 25 BEST RECEIVING PERFORMANCES

Player	Date	Opponent	No.	Yds.	TD	Long
Bo Roberson	12/ 4/66	at Denver	6	161	0	71
Paul Warfield	11/14/71	PITTSBURGH	3	158	3	86t
Paul Warfield	9/19/71	at Denver	6	146	1	36
Nat Moore	12/17/77	BUFFALO	5	144	1	67
Paul Warfield	12/25/71	at Kansas City	7	140	0	35
Otto Stowe	11/27/72	ST. LOUIS	6	140	2	37t
Paul Warfield	11/17/74	BUFFALO	4	139	1	54
Paul Warfield	12/10/72	at NY Giants	4	132	1	44
Bo Roberson	9/18/66	at Buffalo	5	128	1	54t
Marlin Briscoe	11/12/72	NEW ENGLAND	4	128	2	51t
Duriel Harris	10/ 9/77	at Baltimore	4	127	0	47
Jack Clancy	12/ 3/67	at Houston	7	126	1	44t
Paul Warfield	1/ 2/72	BALTIMORE	2	125	1	75t
Howard Twilley	11/ 3/68	at San Diego	7	124	1	38
Nat Moore	10/10/76	at Baltimore	3	124	1	67t
Paul Warfield	10/10/70	at NY Jets	5	122	1	40
Mel Baker	12/15/74	NEW ENGLAND	4	121	2	46t
Paul Warfield	10/ 3/70	OAKLAND	3	120	2	54t
Paul Warfield	10/ 3/71	NEW YORK JETS	5	117	0	32
Duriel Harris	11/22/76	BALTIMORE	5	116	0	44
Nat Moore	9/25/77	at San Francisco	3	114	2	73t
Jack Clancy	11/19/67	at Oakland	8	114	0	39
Freddie Solomon	12/ 5/76	BUFFALO	5	114	1	53t
Joe Auer	9/17/67	DENVER	2	113	1	68t
Marlin Briscoe	9/15/74	at New England	9	113	1	20



Larry Csonka has topped 100 yards 19 times in Miami.


### 30 BEST RUSHING PERFORMANCES

Player	Date	Opponent	Att.	Yds.	TD	Long
*Mercury Morris	9/30/73	NEW ENGLAND	15	197	3	70
Gary Davis	12/17/77	BUFFALO	26	172	1	60t
Abner Haynes	9/17/67	DENVER	12	151	2	65t
Larry Csonka	1/13/74	MINNESOTA	33	145	2	14
Mercury Morris	11/11/73	BALTIMORE	12	144	2	53
Delvin Williams	11/12/78	at Buffalo	26	144	2	26t
Leroy Harris	12/ 5/77	BALTIMORE	17	140	1	77t
Benny Malone	10/ 9/77	at Baltimore	12	139	2	62t
Larry Csonka	10/24/71	at NY Jets	20	137	2	21
Delvin Williams	9/17/78	BUFFALO	24	135	1	18t
Mercury Morris	10/ 5/75	at Green Bay	31	125	0	11
Mercury Morris	10/26/75	at Buffalo	20	124	0	35
Larry Csonka	12/ 2/74	CINCINNATI	24	123	0	24
Larry Csonka	11/ 9/69	at New England	16	121	1	54t
Jim Klick	10/24/71	at NY Jets	17	121	0	24
Don Nottingham	9/28/75	at New England	16	120	1	40
Delvin Williams	9/ 3/78	at NY Jets	11	119	1	58t
Benny Malone	10/31/76	NEW ENGLAND	21	119	0	17
Larry Csonka	9/17/72	at Kansas City	21	118	1	17
Benny Malone	10/24/76	at Tampa Bay	22	118	1	28
Larry Csonka	12/30/73	OAKLAND	29	117	3	14
Mercury Morris	11/ 7/71	BUFFALO	13	116	1	45
Delvin Williams	10/22/78	at New England	19	116	1	24
Larry Csonka	12/ 6/70	NEW ENGLAND	12	115	1	30
Larry Csonka	12/21/74	at Oakland	24	114	0	15
Larry Csonka	11/27/72	ST. LOUIS	16	114	0	20
Larry Csonka	10/15/73	at Cleveland	21	114	2	13
Mercury Morris	10/18/75	at NY Jets	16	114	1	49
Mercury Morris	12/ 3/72	at New England	15	113	0	20
Larry Csonka	1/14/73	Washington	15	112	0	8

\*Single-game record by two rushers, 277 yards, includes Larry Csonka 18 for 80

### CAREER 100-YARD GAMES

Larry Csonka (1968-74)	19 in 101 games
Mercury Morris (1969-75)	10 in 94 games
Benny Malone (1974-78)	8 in 58 games
Delvin Williams (1978)	5 in 16 games
Jim Klick (1968-74)	5 in 108 games
Don Nottingham (1973-77)	3 in 67 games
Leroy Harris (1977-78)	2 in 26 games
Gary Davis (1976-78)	2 in 42 games



Dick Anderson intercepted four passes in 1973 game.

## INDIVIDUAL RECORDS

### SCORING

#### Total Points

Career	
830	Garó Yepremian (1970-78), 335 XPs, 165 FGs
264	Larry Csonka (1968-74), 44 TDs
198	Nat Moore (1974-78), 33 TDs
198	Paul Warfield (1970-74), 33 TDs
198	Mercury Morris (1969-75), 33 TDs

#### Season

117	Garó Yepremian (1971), 33 XPs, 28 FGs
115	Garó Yepremian (1972), 43 XPs, 24 FGs

#### Game

24	Paul Warfield (12-15-73 vs. Detroit), 4 TDs
----	---

#### Touchdowns

Career	
44	Larry Csonka (1968-74), 41 run, 3 pass
33	Nat Moore (1974-78), 32 pass, 1 run
33	Paul Warfield (1970-74), 33 pass
33	Mercury Morris (1969-75), 29 run, 1 pass, 3 return

#### Season

13	Nat Moore (1977), 12 pass, 1 run
12	Don Nottingham (1975), 12 run
12	Mercury Morris (1972), 12 run

#### Game

4	Paul Warfield (12-15-73 vs. Detroit), 4 pass
---	--

#### Field Goals Made

Career	
165	Garó Yepremian (1970-78), 242 attempts
Season	
28	Garó Yepremian (1971), 40 attempts
25	Garó Yepremian (1973), 37 attempts
Game	
5	Garó Yepremian (9-26-71 vs. Buffalo), 6 attempts
4	Garó Yepremian (9-16-73 vs. San Francisco), try 4
4	Garó Yepremian (10-18-70 at Buffalo), 4 attempts

#### Per Cent

82.6	Garó Yepremian (1978), 19 of 23
81.3	Garó Yepremian (1975), 13 of 16
75.8	Garó Yepremian (1970), 22 of 29

#### Longest

54	Garó Yepremian (10-22-72 vs. Buffalo)
53	Garó Yepremian (12-5-76 vs. Buffalo)
53	Garó Yepremian (9-16-73 vs. San Francisco)

#### Field Goals Attempted

Career	
242	Garó Yepremian (1970-78), made 165
Season	
40	Garó Yepremian (1971), made 28
Game	
6	Garó Yepremian (9-26-71 at Buffalo), made 5
Longest	
57	Garó Yepremian (9-17-72 at Kansas City)

#### Extra Points Made

Career	
335	Garó Yepremian (1970-78), 351 attempts
Season	
43	Garó Yepremian (1972), 45 attempts
43	Garó Yepremian (1974), 43 attempts
Game	
7	Garó Yepremian (11-12-72 vs. New England), try 7
7	Garó Yepremian (11-24-77 at St. Louis), try 8

### RUSHING

#### Total Yards

Career	
5,900	Larry Csonka (1968-74)
3,877	Mercury Morris (1969-75)
3,644	Jim Klíck (1968-74)
Season	
1,258	Delvin Williams (1978), 4.6 per carry
1,117	Larry Csonka (1972), 5.2 per carry
1,051	Larry Csonka (1971), 5.4 per carry
1,003	Larry Csonka (1973), 4.6 per carry
1,000	Mercury Morris (1972), 5.3 per carry
Game	
197	Mercury Morris (9-30-73 vs. New England) on 15
172	Gary Davis (12-17-77 vs. Buffalo) on 26
151	Abner Haynes (9-17-67 vs. Denver) on 12
*145	Larry Csonka (1-13-74 vs. Minnesota) on 33
144	Delvin Williams (11-12-78 at Buffalo) on 26
144	Mercury Morris (11-11-73 vs. Baltimore) on 12
140	Leroy Harris (12-5-77 vs. Baltimore) on 17

#### Rushing Attempts

Career	
1,286	Larry Csonka (1968-74)
997	Jim Klíck (1968-74)
754	Mercury Morris (1969-75)
Season	
272	Delvin Williams (1978)
219	Larry Csonka (1973)
219	Mercury Morris (1975)

#### Game

*33	Larry Csonka (1-13-74 vs. Minnesota)
31	Mercury Morris (10-5-75 vs. Green Bay)
*29	Larry Csonka (12-30-73 vs. Oakland)

\*playoff game

#### Touchdowns Rushing

Career	
41	Larry Csonka (1968-74)
29	Mercury Morris (1969-75)
28	Jim Klíck (1968-74)
Season	
12	Mercury Morris (1972)
12	Don Nottingham (1975)

**Game**  
 3 Jim Kllick (12-20-70 vs. Buffalo), 4, 2, 2  
 3 Don Nottingham (10-5-75 at Green Bay), 11, 1, 11  
 3 Don Nottingham (10-26-75 at Buffalo), 1, 1, 1  
 3 Don Nottingham (11-3-74 vs. Atlanta), 1, 2, 1  
 3 Mercury Morris (9-30-73 vs. New England), 24, 70, 35  
 3 Mercury Morris (11-12-72 vs. New England), 4, 4, 6

**Rushing Average**

**Career**  
 5.1 Mercury Morris (1969-75), 754 attempts  
 4.6 Larry Csonka (1968-74), 1,286 attempts

**Season**  
 6.4 Mercury Morris (1973), 149-954  
 5.4 Larry Csonka (1971), 195-1,051

**x-Game**  
 13.1 Mercury Morris (9-30-73 vs. New England), 15-197  
 12.6 Abner Haynes (9-17-67 vs. Denver), 12-151  
 12.0 Mercury Morris (11-11-73 vs. Baltimore), 12-144  
 x-10 or more attempts

**Longest Runs**

77t Leroy Harris (12-5-77 vs. Baltimore)  
 70t Mercury Morris (9-30-73 vs. New England)  
 70 Mercury Morris (10-15-73 at Cleveland)  
 66t Benny Malone (10-9-77 at Baltimore)  
 65t Gary Davis (9-17-78 vs. Buffalo)  
 65t Abner Haynes (9-17-67 vs. Denver)  
 63 Norm Bulaich (9-10-78 at Baltimore)  
 60t Gary Davis (12-17-77 vs. Buffalo)  
 58t Delvin Williams (9-3-78 at NY Jets)  
 57 Gary Davis (12-5-76 vs. Buffalo)  
 56 Jim Kllick (11-15-70 vs. New Orleans)  
 56 Don Nottingham (12-7-75 vs. Buffalo)

**PASSING**

**Total Yards**

**Career**  
 22,142 Bob Griese (1967-78)

**Season**  
 2,473 Bob Griese (1968)  
 2,252 Bob Griese (1977)

**Game**  
 349 Bob Griese (11-20-78 at Houston)  
 327 Bob Griese (9-14-69 at Cincinnati)  
 307 John Stofa (12-18-66 vs. Houston)  
 306 Bob Griese (10-17-76 vs. Kansas City)  
 290 Bob Griese (9-21-68 vs. Oakland)  
 288 Earl Morrall (12-15-74 vs. New England)

**Playoffs**  
 263 Bob Griese (12-25-71 at Kansas City)

**Pass Attempts**

**Career**  
 3,019 Bob Griese (1967-78)

**Season**  
 355 Bob Griese (1968), 186 completions  
 331 Bob Griese (1967), 166 completions  
 307 Bob Griese (1977), 180 completions

**Game**  
 53 Dick Wood (11-27-66 vs. New England), comp 17  
 45 Bob Griese (10-19-69 at Kansas City), comp 21  
 41 Bob Griese (12-23-67 vs. Houston), comp 16  
 41 Rick Norton (11-16-69 at Buffalo), comp 20

**Pass Completions**

**Career**  
 1,689 Bob Griese (1967-78)

**Season**  
 186 Bob Griese (1968), 355 attempts  
 180 Bob Griese (1977), 307 attempts  
 166 Bob Griese (1967), 331 attempts

**Game**  
 25 Bob Griese (10-17-76 vs. Kansas City) of 35  
 23 Bob Griese (9-21-68 vs. Oakland) of 40  
 23 Bob Griese (11-20-78 at Houston) of 33

**Playoffs**  
 20 Bob Griese (12-25-71 at Kansas City) of 35

**Touchdown Passes**

**Career**  
 172 Bob Griese (1967-78)

**Season**  
 22 Bob Griese (1977) of 180 completions  
 21 Bob Griese (1968) of 186 completions  
 19 Bob Griese (1971) of 145 completions

**Game**  
 6 Bob Griese (11-24-77 at St. L) 4, 7, 9, 28, 17, 37  
 4 Bob Griese (10-17-71 vs. New Eng) 22, 32, 14, 14  
 4 Bob Griese (12-15-73 vs. Detroit) 21, 7, 16, 4  
 4 Bob Griese (11-2-69 at NY Jets) 5, 29, 11, 9  
 4 John Stofa (12-18-66 vs. Houston) 27, 48, 4, 14

**Passes Had Intercepted**

**Career**  
 152 Bob Griese (1967-78)

**Season**  
 18 Bob Griese (1967), 331 attempts  
 17 Bob Griese (1970), 245 attempts

**Games**  
 5 Rick Norton (11-23-69 vs. Houston)  
 5 Bob Griese (12-23-67 vs. Houston) 41 attempts

**Fewest Passes Had Intercepted**

**x-Season**  
 7 Earl Morrall (1972), 4.7 per cent of 150  
 8 Bob Griese (1973), 3.7 per cent of 218  
 9 Bob Griese (1971), 3.4 per cent of 263

x-150 or more attempts

**Completion Per Cent**

**Career**  
 55.9 Bob Griese (1967-78), 1,689 of 3,019  
 53.8 Earl Morrall (1972-76), 153 of 284

**Season**  
 63.0 Bob Griese (1978), 148 of 235  
 61.8 Bob Griese (1975), 118 of 191  
 60.1 Bob Griese (1974), 152 of 253

**x-Game**  
 92.3 Bob Griese (12-18-78 vs New Eng), 12 of 13  
 82.4 Earl Morrall (12-1-75 vs. New Eng), 14 of 17  
 81.0 Bob Griese (10-22-67 vs. NY Jets), 17 of 21  
 80.0 Bob Griese (11-6-77 at NY Jets), 12 of 15  
 80.0 Don Strock (12-7-75 vs. Buffalo), 12 of 15  
 x-12 or more completions

**Longest Pass Plays**

86t Bob Griese to Paul Warfield (11-14-71 vs Pittsburgh)  
 80t George Wilson to Bo Roberson (10-23-66 at Houston)  
 79t Bob Griese to Nat Moore (11-2-75 at Chicago)  
 75t Bob Griese to Paul Warfield (1-2-72 vs Baltimore)  
 74t Bob Griese to Paul Warfield (10-31-71 at Los Angeles)  
 73t Bob Griese to Nat Moore (9-25-77 at San Francisco)  
 71 Dick Wood to Bo Roberson (12-4-66 at Denver)  
 68t Bob Griese to Joe Auer (9-17-67 vs. Denver)

## PASS RECEIVING

### Total Receptions

<b>Career</b>	
221	Jim Kiick (1968-74)
212	Howard Twilley (1966-76)
210	Nat Moore (1974-78)
156	Paul Warfield (1970-74)
<b>Season</b>	
67	Jack Clancy (1967), 868 yards
58	Karl Noonan (1968), 760 yards
52	Nat Moore (1977), 765 yards
<b>Game</b>	
9	Marlin Briscoe (9-15-74 at New Eng), 113 yards
8	Jack Clancy (11-19-67 at Oakland), 114 yards
8	Larry Seiple (11-16-69 at Buffalo) 106 yards
8	Howard Twilley (10-17-76 vs. KC), 104 yards
8	Jack Clancy (12-10-67 vs San Diego), 96 yards
8	Andre Tillman (10-22-78 at New Eng), 89 yards

### Total Receiving Yards

<b>Career</b>	
3,355	Paul Warfield (1970-74), 21.5 per catch
3,346	Nat Moore (1974-78), 15.9 per catch
3,064	Howard Twilley (1966-76), 14.4 per catch
2,210	Jim Kiick (1968-74), 10.0 per catch
1,798	Karl Noonan (1966-71), 13.2 per catch
1,627	Duriel Harris (1976-78), 16.1 per catch
<b>Season</b>	
996	Paul Warfield (1971), 43 receptions
868	Jack Clancy (1967), 67 receptions
765	Nat Moore (1977), 52 receptions
760	Karl Noonan (1968), 58 receptions
<b>Game</b>	
161	Bo Roberson (12-4-66 at Denver), 6 receptions
158	Paul Warfield (11-14-71 vs. Pittsburgh), 3 receptions
146	Paul Warfield (9-19-71 at Denver), 6 receptions
144	Nat Moore (12-17-77 vs. Buffalo), 5 receptions

### Touchdowns Receiving

<b>Career</b>	
33	Paul Warfield (1970-74), 156 receptions
32	Nat Moore (1974-78), 210 receptions
23	Howard Twilley (1966-76), 212 receptions
23	Jim Mandich (1970-77), 121 receptions
<b>Season</b>	
12	Nat Moore (1977), 52 receptions
11	Paul Warfield (1973), 29 receptions
11	Paul Warfield (1971), 43 receptions
11	Karl Noonan (1968), 58 receptions

## RUSHING-RECEIVING

<b>Career</b>	
6,513	Larry Csonka (1968-74), 5,900 and 613
5,854	Jim Kiick (1968-74), 3,644 and 2,210
4,368	Mercury Morris (1969-75), 3,877 and 491
3,552	Nat Moore (1974-78), 206 and 3,346
<b>Season</b>	
1,450	Delvin Williams (1978), 1,258 and 192
1,168	Mercury Morris (1972), 1,000 and 168
1,165	Larry Csonka (1972), 1,117 and 48
1,164	Larry Csonka (1971), 1,051 and 113
1,155	Jim Kiick (1970), 658 and 497

### Game

197	Mercury Morris (9-30-73 vs. New England), 197-0
174	Paul Warfield (11-14-71 vs. Pittsburgh), 16-158
173	Freddie Solomon (12-5-76 vs. Buffalo), 59-114
160	Jim Kiick (11-15-70 vs. New Orleans), 82-78
160	Nat Moore (12-17-77 vs. Buffalo), 16-144

## COMBINED YARDAGE

<b>Career</b>	
7,486	Mercury Morris (1969-75), 3,118 return yards
6,513	Larry Csonka (1968-74), no return yards
5,854	Jim Kiick (1968-74), no return yards
4,709	Nat Moore (1974-78), 1,157 return yards
<b>Season</b>	
1,502	Mercury Morris (1972), 334 return yards
1,483	Mercury Morris (1969), 1,308 return yards
1,476	Joe Auer (1966), 797 return yards
<b>Game</b>	
302	Mercury Morris (11-1-70 at Baltimore) 8-89 rush, 3-68 pass, 6-145 kickoff returns
254	Freddie Solomon (10-9-77 at Baltimore) 4-171 kickoff returns, 4-51 pass, 3-32 punt returns
252	Freddie Solomon (12-5-76 vs. Buffalo) 1-59t rush, 5-114 pass, 1-79t punt return

## PUNTING

### Total Punts

<b>Career</b>	
633	Larry Seiple (1967-77)
<b>Season</b>	
81	George Roberts (1978), 40.3 average
80	Larry Seiple (1969), 40.8 average
<b>Game</b>	
10	George Wilson, Jr. (9-9-66 vs. NY Jets), 483 yards
9	Larry Seiple (9-18-77 at Buffalo), 325 yards
<b>Average Yards</b>	
<b>Career</b>	
40.0	Larry Seiple (1967-77)
<b>Season</b>	
42.3	Larry Seiple (1973), 48 punts
42.1	George Wilson, Jr. (1966), 42 punts
41.6	Larry Seiple (1967), 70 punts
<b>x-Game</b>	
52.0	Larry Seiple (10-7-73 vs. NY Jets), 4-208
48.6	George Roberts (12-24-78 vs. Houston), 5-243
48.4	Larry Seiple (9-24-67 vs. Kansas City), 5-242

x-4 or more punts

### Longest Punts

73	Larry Seiple (11-14-71 vs. Pittsburgh)
70	Larry Seiple (10-1-67 at NY Jets)
67	Larry Seiple (12-10-67 vs. San Diego)
67	Larry Seiple (9-20-70 at New England)

## PUNT RETURNS

### Total Returns

<b>Career</b>	
127	Jake Scott (1970-75)
71	Freddie Solomon (1975-77)
46	Dick Anderson (1968-74, 76-77)
<b>Season</b>	
33	Jake Scott (1971), 9.6 average
32	Freddie Solomon (1977), 8.9 average
31	Jake Scott (1974), 11.2 average
<b>Game</b>	
7	Mercury Morris (10-19-69 at KC), 17.6 average
6	Jake Scott (11-10-74 at New Orleans), 16.5 avg.
6	Freddie Solomon (12-5-77 vs. Baltimore), 9.3 avg.

**Punt Return Yardage**

Career	
1,330	Jake Scott (1970-75)
810	Freddie Solomon (1975-77)
Season	
346	Jake Scott (1974), 11.2 average
320	Freddie Solomon (1975), 12.3 average
Game	
123	Mercury Morris (10-19-69 at KC) on 7
99	Jake Scott (11-10-74 at New Orleans) on 6
89	Jake Scott (11-22-70 vs. Baltimore) on 2

**Longest Punt Returns**

79t	Freddie Solomon (12-5-76 vs. Buffalo)
77t	Jake Scott (11-22-70 vs. Baltimore)
56	Joe Auer (11-6-66 vs. Buffalo), clip on 68t
50t	Freddie Solomon (11-9-75 vs. NY Jets)

**Average Yards**

Career	
11.4	Freddie Solomon (1975-77), 71 returns
10.5	Jake Scott (1970-75), 127 returns

**x-Season**

12.3	Freddie Solomon (1975), 26 returns
12.1	Jake Scott (1973), 22 returns

**x-14 or more returns**

Game	
18.8	Charlie Babb (11-23-75 vs. Baltimore), 4-75
17.6	Mercury Morris (10-19-69 at Kansas City), 7-123
16.5	Jake Scott (11-10-74 at New Orleans), 6-99

**Fair Catches**

Career	
55	Jake Scott (1970-75) of 182 punts
Season	
18	Jake Scott (1971) of 51 punts
Game	
6	Jake Scott (12-20-70 vs. Buffalo) of 8 punts

**KICKOFF RETURNS****Total Returns**

Career	
111	Mercury Morris (1969-73)
Season	
43	Mercury Morris (1969), 26.4 average
29	Duriel Harris (1978), 22.7 average
Game	
6	Mercury Morris (11-1-70 at Baltimore), 24.1 avg.
6	Gene Milton (9-21-68 vs. Oakland), 34.0 avg.

**Kickoff Return Yardage**

Career	
2,947	Mercury Morris (1969-73)
Season	
1,136	Mercury Morris (1969), 26.4 average
812	Mercury Morris (1970), 29.0 average
698	Joe Auer (1966), 24.9 average
657	Duriel Harris (1978), 22.7 average
Game	
204	Gene Milton (9-21-68 vs. Oakland), long 73
171	Freddie Solomon (10-9-77 at Baltimore), long 90t
147	Joe Auer (9-18-66 at Buffalo), long 45
146	Nat Moore (9-15-74 at New England), long 38
145	Mercury Morris (11-1-70 at Baltimore), long 33

**Longest Kickoff Returns**

105t	Mercury Morris (9-14-69 at Cincinnati)
96t	Mercury Morris (12-6-70 vs. New England)
95t	Joe Auer (9-2-66 vs. Oakland)
95	Bobby Neff (9-14-68 vs. Houston)
94t	Mercury Morris (12-5-71 at New England)

**Average Yards**

Career	
26.6	Mercury Morris (1969-73), 111 returns

**Season**

32.9	Duriel Harris (1976), 17 returns
29.6	Gary Davis (1977), 14 returns
29.0	Mercury Morris (1970), 28 returns

**x-Game**

42.8	Freddie Solomon (10-9-77 at Baltimore), 4-171
34.0	Gene Milton (9-21-68 vs. Oakland), 6-204
29.4	Joe Auer (9-18-66 at Buffalo), 5-147

**x-4 or more returns****INTERCEPTIONS****Total Interceptions**

Career	
35	Jake Scott (1970-75)
34	Dick Anderson (1968-74, 76-77)
22	Curtis Johnson (1970-78)

**Season**

10	Dick Westmoreland (1967), 127 yards
8	Dick Anderson (1968, 1970, 1973)
8	Jake Scott (1974), 75 yards
8	Willie West (1966), 62 yards

**Game**

4	Dick Anderson (12-3-73 vs. Pitt), 121 yards
3	Willie West (10-23-66 at Houston), 49 yards
3	Dick Westmoreland (11-26-67 vs. Buffalo)
3	Charlie Babb (9-22-75 vs. Oakland), 18 yards
3	Curtis Johnson (11-9-75 at NY Jets), 25 yards
3	Larry Gordon (12-10-78 vs. Oakland), 35 yards

**Interception Yardage**

Career	
792	Dick Anderson (1968-74, 76-77), 23.3 average
425	Jake Scott (1970-75), 12.1 average
190	Curtis Johnson (1970-78), 8.6 average

**Season**

230	Dick Anderson (1968), 8 for 28.8 avg.
198	Jimmy Warren (1966), 5 for 39.6 avg.
191	Dick Anderson (1970), 8 for 23.9 avg.

**Game**

121	Dick Anderson (12-3-73 vs. Pittsburgh) on 4
109	Dick Anderson (11-24-68 at New England) on 2

**Longest Interception Returns**

96t	Dick Anderson (11-24-68 at New Eng), Tom Sherman
86	Dick Anderson (12-20-70 vs. Buffalo), Dennis Shaw
70t	Jimmy Warren (11-13-66 at KC), Len Dawson
*62t	Dick Anderson (1-2-72 vs. Baltimore), John Unitas
*55	Jake Scott (1-14-73 vs. Washington), Bill Kilmer
53t	Norris Thomas (9-10-78 at Baltimore), Bill Troup

**Touchdown Interceptions**

Career	
3	Dick Anderson (1968-74), 96, 27, 38
2	Dick Westmoreland (1966-69), 39, 19
2	Bill Stanfill (1969-76), 15, 17

**MISCELLANEOUS RETURNS****Blocked FG**

51t	Lloyd Mumphord (12-6-70 vs. New Eng), Capelletti
47t	Curtis Johnson (12-19-71 vs. Green Bay), Webster
21	Rusty Chambers (10-9-78 vs. Cincinnati), Bahr

**Blocked Punt**

8t	Tim Foley (11-11-73 vs. Baltimore), David Lee
5t	Tim Foley (11-11-73 vs. Baltimore), David Lee
*5t	Charlie Babb (12-24-72 vs. Cleveland), Don Cockroft

**Short FG Attempt**

50	Jake Scott (12-6-70 vs. New Eng), Gino Capelletti
28	Jake Scott (9-20-70 at New Eng), Gino Capelletti

**Fumble Recovery**

68	A.J. Duhe (10-15-78 at San Diego), Dan Fouts
35t	Dick Anderson (10-15-72 vs. San Diego), Mike Garrett
22	Charlie Babb (11-24-77 at St. Louis), Terry Metcalf
20	Jake Scott (12-16-72 vs. Baltimore), Lydell Mitchell
18	Steve Towle (12-5-77 vs. Baltimore), Ron Lee
13t	Bob Baumhower (10-9-78 vs. Cincy), Dave Turner

\*playoff games



# DOLPHIN TEAM RECORDS

## SCORING

**Most Points Scored**  
 Season 385 (1972)  
 Game 55 (11-24-77 at St. Louis)

**Most Points Allowed**  
 Season 407 (1967)  
 Game 58 (9-18-66 at Buffalo)

**Fewest Points Scored**  
 Season 213 (1966)  
 Game 0 (six times, last 1970)

**Fewest Points Allowed**  
 Season 150 (1973)  
 Game 0 (13 times, last 1978)

**Most Points, Both Teams**  
 82 at Buffalo 58, Miami 24 (9-18-66)  
 73 at Baltimore 45, Miami 28 (10-9-77)  
 73 at Miami 41, Boston 32 (12-17-67)  
 72 at Miami 45, Buffalo 27 (12-5-76)

**Fewest Points, Both Teams**  
 12 at Miami 9, Kansas City 3 (10-20-74)  
 13 Miami 13, at Buffalo 0 (9-18-77)

**Most Decisive Win**  
 52 (52-0 vs New Eng 11-12-72)  
 44 (44-0 vs Balt 11-11-73)  
 43 (43-0 at NY Jets 10-19-75)

**Most Decisive Loss**  
 45 (48-3 vs KC 9-28-68)  
 41 (41-0 at KC 10-8-67)  
 35 (35-0 at Balt 11-1-70)

**Most Touchdowns Scored**  
 Season 46 (1975)  
 Game 8 (11-24-77 at St. Louis)

**Most Touchdowns Allowed**  
 Season 53 (1967)  
 Game 8 (9-18-66 at Buffalo)

**Most Touchdowns Scored**  
 Season 26 (1966)  
**Fewest Touchdowns Allowed**  
 Season 15 (1973)  
 21 (1972)

**Most Touchdowns By:**  
 Rushing 26 (1972 and 1975)  
 4 (four times)  
 Passing 24 (1978)  
 6 (11-24-77 at St. Louis)

Intercept 4 (1966)  
 2 (12-3-73 vs Pittsburgh)  
 1 (six times, last 1977)

KO Return 1 (1970, 1975, 1976)  
 Punt Return 2 (1973)  
**Fewest Touchdowns By:**  
 Rushing 5 (1966)  
 Passing 12 (1969)

**Most TDs Allowed By:**  
 Rushing 19 (1968)  
 4 (9-18-66 at Buffalo)  
 Passing 31 (1967)  
 5 (three times)  
 Intercept 3 (1967 and 1969)  
 KO Return 1 (1966, 1970, 1975)  
 Punt Return 1 (1966, 1970, 1975)

**Fewest TDs Allowed By:**  
 Rushing 8 (1972)  
 Passing 5 (1973)

**Most PATs Scored**  
 Season 43 (1972 and 1974)  
 Game 7 (11-12-72 vs New Eng)  
 7 (11-24-77 at St. Louis)

**Most PATs, Opponent**  
 Season 47 (1967)  
 Game 7 (9-18-66 at Buffalo)

**Most FGs Scored**  
 Season 28 (1971)  
 Game 5 (9-26-71 at Buffalo)

**Most FGs, Opponent**  
 Season 24 (1969)  
 Game 5 (9-28-69 at Houston)

## Score by Quarters, Dolphins

1st — 21 (12-20-70 vs Buffalo)  
 21 (10-2-77 vs Houston)  
 2nd — 28 (12-17-67 vs Boston)  
 24 (10-23-77 vs Seattle)  
 24 (10-29-78 vs Baltimore)  
 3rd — 21 (11-3-74 vs Atlanta)  
 4th — 21 (9-30-73 vs New England)  
 21 (9-29-74 at San Diego)

**Score by Quarters, Opponents**  
 1st — 24 (9-28-68 vs Kansas City)  
 2nd — 27 (9-18-66 at Buffalo)  
 3rd — 17 (12-23-67 vs Houston)  
 4th — 28 (10-2-66 at San Diego)

**Score by Halves, Dolphins**  
 1st — 35 (12-17-67 vs Boston)  
 31 (12-20-70 vs Buffalo)  
 2nd — 28 (12-10-67 vs San Diego)  
 28 (12-5-76 vs Buffalo)

**Score by Halves, Opponents**  
 1st — 48 (9-18-66 at Buffalo)  
 2nd — 38 (10-2-66 at San Diego)  
 31 (10-3-76 vs Los Angeles)

**Score by Quarters, Both Teams**  
 1st — 27 (9-28-68 vs Kansas City)  
 Kansas City 24, Miami 3  
 9-18-66 at Buffalo  
 Buffalo 27, Miami 7  
 12-10-67 vs San Diego  
 Miami 14, San Diego 14  
 (11-17-74 vs Buffalo)  
 Buffalo 21, Miami 14

**Score by Halves, Both Teams**  
 1st — 58 (9-18-66 at Buffalo)  
 Buffalo 48, Miami 10  
 2nd — 44 (9-30-73 vs New England)  
 Miami 24, New England 20

## FIRST DOWNS

**Most First Downs**  
 Season 291 (1971)  
 Game 34 (11-24-77 at St. Louis)  
 30 (9-24-72 vs Houston)

**Most First Downs Allowed**  
 Season 298 (1978)  
 269 (1967)  
 Game 28 (11-3-68 at San Diego)  
 26 (12-11-76 vs Minnesota)

**Most First Downs, Both Teams**  
 Season 568 (1978)  
 535 (1976)  
 Game 48 (10-17-76 vs K-City)  
 47 (11-24-77 at St. Louis)

**Fewest First Downs**  
 Season 200 (1966)  
 Game 7 (10-3-70 vs Oakland)  
 8 (9-24-67 vs K-City)

**Fewest First Downs Allowed**  
 Season 186 (1972)  
 Game 4 (11-11-73 vs Baltimore)  
 7 (9-24-72 vs Houston)

**Most First Downs By:**  
 Rushing 170 (1972)  
 19 (10-29-72 vs Baltimore)  
 19 (11-24-77 at St. Louis)  
 Passing 144 (1968)  
 16 (9-21-68 vs Oakland)  
 16 (12-11-77 at New Eng)

Penalty 25 (1968)  
 6 (12-4-66 at Denver)  
 6 (11-26-67 at Buffalo)

**Fewest First Downs By:**  
 Rushing 65 (1967)  
 0 (10-15-67 at Boston)  
 Passing 91 (1973)  
 2 (10-15-73 at Cleveland)  
 2 (10-24-71 at NY Jets)

Penalty 13 (1973)

## Most First Downs Allowed By:

Rushing 120 (1978)  
 116 (1968)  
 17 (12-11-76 vs Minnesota)  
 16 (11-14-76 at Pittsburgh)

Passing 156 (1978)  
 140 (1966)  
 18 (12-17-77 vs Buffalo)  
 17 (10-1-67 at NY Jets)  
 17 (12-10-78 vs Oakland)  
 Penalty 22 (1978)  
 21 (1967)  
 5 (12-17-67 vs Boston)

## Fewest First Downs Allowed By:

Rushing 66 (1969)  
 0 (10-13-74 at Wash)  
 0 (12-20-70 vs Buffalo)  
 Passing 78 (1973)  
 0 (12-8-68 vs Boston)  
 2 (10-22-72 vs Buffalo)  
 2 (11-11-73 vs Baltimore)  
 2 (10-7-73 vs NY Jets)  
 8 (1973 and 1974)

## TOTAL YARDS

**Most Net Yards Gained**  
 Season 5036 (1972)  
 4835 (1978)

Game 503 (11-24-77 at St. Louis)  
 501 (12-3-72 vs New Eng)  
 482 (11-12-72 vs New Eng)  
 454 (11-20-78 at Houston)

Playoffs 407 (12-25-71 at K-City)  
**Most Net Yards, Both Teams**  
 Season 10004 (1978)  
 9467 (1976)

Game 912 (10-3-76 vs Los Angeles)  
 894 (10-17-76 vs K-City)  
 891 (9-21-68 vs Oakland)

**Fewest Net Yards Gained**  
 Season 3458 (1966)  
 Game 111 (9-6-66 vs NY Jets)  
 124 (9-24-67 vs K-City)  
 137 (12-15-68 vs NY Jets)

**Most Net Yards Allowed**  
 Season 5169 (1978)  
 5081 (1976)

Game 593 (10-3-76 vs Los Angeles)  
 542 (9-21-68 vs Oakland)  
 508 (9-18-66 at Buffalo)

**Fewest Net Yards Allowed**  
 Season 3281 (1973)  
 Game 76 (10-21-73 vs Buffalo)  
 118 (10-16-66 vs Denver)  
 132 (11-11-73 vs Baltimore)

## RUSHING

**Most Yards Rushing**  
 Season 2960 (1972)  
 2521 (1973)

Game 315 (11-11-73 vs Baltimore)  
 304 (12-3-72 at New Eng)  
 302 (11-7-71 vs Buffalo)  
 301 (9-30-73 vs New Eng)

**Most Yards Rushing, Both Teams**  
 Season 4627 (1978)  
 4529 (1976)

Game 487 (12-5-76 vs Buffalo)  
 444 (9-30-73 vs New Eng)

**Fewest Yards Rushing**  
 Season 1323 (1967)  
 Game 23 (9-24-67 vs K-City)  
 25 (12-11-77 at New Eng)  
 41 (12-15-68 at NY Jets)

**Most Yards Rushing Allowed**  
 Season 2411 (1976)  
 2261 (1978)

Game 279 (12-3-67 at Houston)  
 278 (9-19-76 at New Eng)  
 269 (12-5-76 vs Buffalo)

**Fewest Yards Rushing Allowed**  
 Season 1453 (1970)

Game 26 (10-13-74 at Wash)  
 35 (10-17-71 vs New Eng)  
 39 (10-10-70 at NY Jets)

**Most Attempts Rushing**  
 Season 613 (1972)

Game 58 (10-5-75 at Green Bay)  
 55 (11-24-77 at St. Louis)

**Fewest Attempts Rushing**  
 Season 326 (1967)  
 Game 16 (12-3-67 at Houston)  
 19 (12-11-77 at New Eng)

**Most Attempts Opponent**  
 Season 543 (1978)  
 525 (1978)

Game 51 (12-9-73 at Baltimore)  
 51 (9-19-76 at New Eng)

## PASSING

**Most Net Yards Passing**  
 Season 2469 (1978)  
 2402 (1968)

Game 327 (11-20-78 at Houston)  
 316 (11-2-75 at Chicago)  
 312 (9-21-68 vs Oakland)

**Fewest Net Yards Passing**  
 Season 1582 (1973)  
 Game 22 (11-23-69 vs Houston)  
 38 (10-15-73 at Cleveland)  
 46 (10-25-70 vs Cleveland)

**Most Net Yards Passing Allowed**  
 Season 3101 (1966)  
 Game 427 (10-1-67 at NY Jets)  
 426 (10-3-78 vs LA Rams)

**Fewest Net Yards Passing Allowed**  
 Season 1290 (1973)  
 Game 1 (10-21-73 vs Buffalo)  
 20 (11-11-73 vs Baltimore)  
 24 (10-22-72 vs Buffalo)  
 28 (11-9-69 at Boston)

**Most Gross Yards Passing**  
 Season 2843 (1968)  
 Game 349 (11-20-78 at Houston)  
 336 (9-21-68 vs Oakland)  
 327 (9-14-69 at Cincinnati)

**Fewest Gross Yards Passing**  
 Season 1675 (1973)  
 Game 51 (10-15-73 at Cleveland)  
 68 (10-24-71 at NY Jets)

**Most Gross Yards Passing Allowed**  
 Season 3281 (1966)  
 Game 440 (10-1-67 at NY Jets)  
 436 (10-3-76 at LA Rams)

**Fewest Gross Yards Passing Allowed**  
 Season 1604 (1973)  
 2029 (1972)  
 Game 35 (12-9-73 at Baltimore)  
 45 (10-22-72 vs Buffalo)  
 55 (9-17-67 vs Denver)  
 55 (11-9-69 at Boston)

**Most Pass Attempts**  
 Season 480 (1967)  
 Game 52 (11-27-66 vs New Eng)

**Fewest Pass Attempts**  
 Season 256 (1973)  
 Game 10 (three times)

**Most Attempts Opponent**  
 Season 437 (1978)  
 425 (1966)

Game 46 (11-6-66 vs Buffalo)  
**Fewest Attempts Opponent**  
 Season 320 (1973)  
 Game 8 (12-9-73 at Baltimore)

**Most Pass Completions**  
 Season 229 (1967)  
 Game 26 (9-21-68 vs Oakland)  
 25 (10-17-76 vs K-City)

**Fewest Pass Completions**  
 Season 133 (1973)  
 Game 3 (10-15-73 at Cleveland)

**Most Completions Opponent**

Season 256 (1978)  
 234 (1970)  
 Game 26 (10-13-74 at Wash)  
 25 (11-14-71 vs Pittsburgh)  
 25 (12-17-77 vs Buffalo)

**Fewest Completions Opponent**

Season 151 (1973)  
 Game 2 (11-9-69 at New Eng)  
 4 (11-14-76 at Pittsburgh)

**Dolphin Defense, Most QB Sacks**

Season 45 (1973) 314 yards  
 41 (1978) 343 yards  
 Game 9-59 (10-21-73 vs Buffalo)  
 5-57 (11-22-76 vs Baltimore)  
 7-52 (10-17-77 vs New Eng)

**Opp. Defense, Most QB Sacks**

Season 53 (1969) 481 yards  
 52 (1968) 441 yards  
 Game 8-83 (11-16-69 at Buffalo)  
 8-80 (9-20-70 at New Eng)

**INTERCEPTIONS****Most Interceptions, Dolphins**

Season 32 (1978) 458 yards  
 31 (1966) 522 yards  
 Game 6 (12-3-73 vs Pittsburgh)  
 6 (10-19-75 at NY Jets)  
 6 (9-10-78 at Baltimore)

**Fewest Interceptions, Dolphins**

Season 11 (1976) 144 yards  
 15 (1977) 124 yards

**Most Interceptions, Opponent**

Season 32 (1966) 370 yards  
 29 (1969) 596 yards  
 Game 6 (11-13-66 at K-City)

**Fewest Interceptions, Opponent**

Season 10 (1971) 166 yards  
 12 (1973) 190 yards  
 12 (1972) 249 yards

**PENALTIES****Most Dolphin Penalties**

Season 77 (1970) 834 yards  
 Game 11 (10-3-70 vs Oakland)  
 11 (12-3-72 at New Eng)

**Most Yards Penalized, Dolphins**

Season 834 (1970) on 77  
 Game 135 (10-3-70 vs Oakland)  
 117 (11-1-70 at Baltimore)  
 115 (12-3-72 at New Eng)

**Most Opponent Penalties**

Season 99 (1978) 865 yards  
 94 (1976) 716 yards  
 Game 15 (10-11-69 vs San Diego)  
 12 (9-21-68 vs Oakland)

**Most Yards Penalized, Opponent**

Season 865 (1978) on 99  
 852 (1966) on 79  
 Game 156 (9-20-69 at Oakland)  
 144 (11-5-67 at Buffalo)

**Fewest Dolphin Penalties**

Season 48 (1968) 485 yards  
 Game 0 (12-23-67 vs Houston)  
 0 (12-8-68 vs New Eng)

**Fewest Yds Penalized, Dolphins**

Season 416 (1973) on 52  
 Game 0 (twice as listed)

**Fewest Opponent Penalties**

Season 59 (1967) 691 yards  
 Game 1 (five times)

**Fewest Yds Penalized, Opponent**

Season 525 (1974) on 67  
 Game 5 (three times)

**Both Teams, Most Yds Penalized**

Season 1538 (1970) on 145  
 Game 230 (10-3-70 vs Oakland)  
 227 (11-30-69 vs New Eng)

**Both Teams, Most Penalties**

Season 156 (1975) 1291 yards  
 Game 19 (10-2-66 vs San Diego)  
 19 (9-21-68 vs Oakland)

**Both Teams, Fewest Penalties**

Season 112 (1967) 1181 yards  
 Game 2 (11-11-73 vs Baltimore)  
 2 (12-23-67 vs Houston)

**Both Teams, Fewest Yds Penalized**

Season 1032 (1973) on 113  
 Game 10 (11-11-73 vs Baltimore)  
 20 (12-8-68 vs New Eng)

**PUNTING****Most Dolphin Punts**

Season 85 (1969)  
 Game 10 (9-9-66 vs NY Jets)  
 9 (10-19-69 at K-City)  
 9 (9-18-77 at Buffalo)

**Most Punt Yards, Dolphins**

Season 3451 (1969) 40.6 avg.  
 Game 483 (9-9-66 vs NY Jets)  
 419 (10-19-69 at K-City)

**Most Opponent Punts**

Season 80 (1969)  
 Game 11 (11-11-73 vs Baltimore)

**Most Punt Yards, Opponent**

Season 3526 (1969) 44.1 avg.  
 Game 398 (10-16-66 vs Denver)  
 386 (11-11-73 vs Baltimore)

**Highest Dolphin Average**

Season 42.3 (1973) 48 punts  
 x-Game 52.0 (10-7-73 vs NY Jets)

**Highest Opponent Average**

Season 44.1 (1969) 80 punts  
 x-Game 55.5 (9-28-68 vs K-City)  
 x-minimum 4 punts

**PUNT RETURNS****Most Punt Returns**

Season 46 (1974)  
 Game 7 (10-19-69 at K-City)

**Most Punt Return Yards**

Season 520 (1974)  
 Game 123 (10-19-69 at K-City)  
 115 (12-5-76 vs Buffalo)

**Most Punt Returns, Opponent**

Season 42 (1978) 303 yards  
 42 (1974) 265 yards  
 Game 8 (9-9-66 vs NY Jets)

**Most Punt Return Yds, Opponent**

Season 373 (1975) 34 returns  
 Game 110 (11-1-70 at Baltimore)  
 103 (9-18-66 at Buffalo)

**KICKOFF RETURNS****Most Kickoff Returns**

Season 67 (1967) 1443 yards  
 Game 9 (9-18-66 at Buffalo)

**Most Kickoff Return Yards**

Season 1507 (1966) 65 returns  
 Game 245 (12-5-71 at New Eng)  
 229 (11-13-66 at K-City)

**Most Kickoff Returns, Opponent**

Season 70 (1978) 1459 yards  
 65 (1975) 1549 yards  
 Game 9 (11-24-77 at St. Louis)

**Most Kick Return Yds, Opponent**

Season 1549 (1975)  
 Game 207 (9-17-67 vs Denver)  
 200 (11-24-77 at St. Louis)

**FUMBLES****Most Fumbles**

Season 36 (1967)  
 Game 5 (six times)

**Most Fumbles Lost**

Season 16 (1967 and 1973)  
 Game 5-4 (11-5-70 vs New Orleans)  
 4-4 (9-19-71 at Denver)

**Most Opponent Fumbles**

Season 38 (1971)  
 Game 7 (11-7-71 vs Buffalo)  
 7 (9-18-77 at Buffalo)

**Most Opponent Fumbles Lost**

Season 21 (1971) of 37  
 20 (1972) of 32  
 Game 4-4 (10-18-70 at Buffalo)  
 4-4 (12-10-72 at NY Giants)  
 4-4 (9-26-76 vs NY Jets)

**"CONSECUTIVE" RECORDS**

(Includes Playoff Games)

**INDIVIDUAL****Games Played**

139 Garo Yepremian (1970-78)  
 132 Jim Langer (1970-78)  
 109 Dick Anderson (1968-74)

**Games, Scoring Points**

133 Garo Yepremian (8th in 1970 to present)

**Games, Scoring Touchdown**

5 Mercury Morris (1972, 6th to 10th)  
 5 Don Nottingham (1975, 2nd to 6th)

**Games, Scoring Field Goal**

15 Garo Yepremian (1971, 1st to 15th)

**Games, Rushing Touchdown**

5 Mercury Morris (1972, 6th to 10th)  
 5 Don Nottingham (1975, 2nd to 6th)

**Games, Passing Touchdown**

9 Bob Griese (1968, 7th to 14th; 1969, 1st)

**Games, Receiving Touchdown**

6 Paul Warfield (1971, 4th to 9th)

**Games, None Intercepted**

4 Bob Griese (1971, 5th to 8th)

**Games, Pass Reception**

37 Nat Moore (1974, 3rd, to 1977, 2nd)  
 (injured for 13th in 1974, 10th to 14th in 1976)

**Games, Interceptions**

5 Dick Westmoreland (1967, 9th to 13th)

**Seasons, Rushing 1,000 Yards**

3 Larry Csonka (1971, 1972, 1973)

**Points After Touchdown**

125 Garo Yepremian (1972, 7th, to 1974, 15th)  
 (includes 18 in playoff games)

**Field Goals Made**

16 Garo Yepremian (1978, 8th to 16th)

15 Garo Yepremian (1974, 12th, to 1975, 7th)

**Passes, None Intercepted**

122 Bob Griese (1967, 10th to 14th)

**Pro Bowl Appearances**

6 Jim Langer (1973-78)

**Wins, All Games**

18 (all of 1972; 1973, 1st)

**Wins, Regular Season**

16 (1971, 14th; all of 1972; 1973, 1st)

**Wins, One Season**

17 (all of 1972)

10 (1973, 3rd to 12th)

**Wins, Preseason**

11 (1975, 5th and 6th; all of 1976; 1977, 1st to 3rd)

**Losses, Regular Season**

8 (1967, 3rd to 10th)

**Wins, Home Games**

31 (Oct. 17, 1971 to Dec. 15, 1974)  
 includes 4 playoff games

**Wins, Road Games**

9 (all of 1972)

**Losses, Home Games**

4 (Dec. 23, 1967 to Sept. 28, 1968)

**Series Games, Dolphin Wins**

18 Buffalo (1970 to 1978)

**Series Games, Dolphin Losses**

8 New York Jets (1966 to 1969)

**Quarters, Opponent Scoreless**

13 (1973, 8th to 11th)

**Quarters, Dolphins Scoreless**

11 (1970, 6th to 8th)

## OPPONENTS RECORDS

### SINGLE-GAME, TEAM

<b>First Downs</b>	
28	San Diego (11-3-68 at San Diego)
27	New England (12-17-67 at Miami)
26	Minnesota (12-11-76 at Miami)
<b>By Rushing</b>	
17	Minnesota (12-11-76 at Miami)
16	Pittsburgh (11-14-76 at Pittsburgh)
<b>By Passing</b>	
18	Buffalo (12-17-77 at Miami)
17	New York Jets (10-1-67 at New York)
17	Oakland (12-10-78 at Miami)
<b>By Penalty</b>	
5	New England (12-17-67 at Miami)
<b>Rushing Yards</b>	
279	Houston (12-3-67 at Houston) 49 attempts
278	New England (9-19-76 at New England) 51 attempts
269	Buffalo (12-5-76 at Miami) 42 attempts
265	Houston (11-20-78 at Houston) 42 attempts
258	Pittsburgh (11-14-76 at Pittsburgh) 48 attempts
252	Kansas City (9-24-67 at Miami) 43 attempts
252	Dallas (1-16-72 at New Orleans) 48 attempts
<b>Attempts</b>	
51	Baltimore (12-9-73 at Baltimore) 166 yards
51	New England (9-19-76 at New Eng) 278 yards
51	New England (12-11-77 at New Eng) 177 yards
<b>Touchdowns</b>	
4	Buffalo (9-18-66 at Buffalo)
4	Baltimore (11-23-75 at Miami)
4	New England (10-22-78 at New England)
4	Houston (11-20-78 at Houston)
<b>Net Passing Yards</b>	
427	New York Jets (10-1-67 at New York)
426	Los Angeles (10-3-76 at Miami)
347	Buffalo (10-18-70 at Buffalo)
344	Oakland (9-21-68 at Oakland)
<b>Attempts</b>	
46	Buffalo (11-6-66 at Miami) 16 completions
<b>Completions</b>	
26	Washington (10-13-74 at Washington) 39 attempts
25	New York Jets (10-1-67 at New York) 43 attempts
25	Pittsburgh (11-14-71 at Miami) 37 attempts
25	Buffalo (12-17-77 at Miami) 40 attempts
<b>Had Intercepted</b>	
6	Pittsburgh (12-3-73 at Miami)
6	New York Jets (10-19-75 at New York)
6	Baltimore (9-10-78 at Baltimore)
<b>Touchdowns</b>	
5	Kansas City (10-8-67 at Kansas City)
5	New England (10-15-67 at Boston)
5	New York Jets (12-1-68 at New York)
<b>Total Yards</b>	
593	Los Angeles (10-3-76 at Miami) 167-426
542	Oakland (9-21-68 at Miami) 213-329
508	Buffalo (9-18-66 at Buffalo) 179-329
479	San Diego (11-3-68 at San Diego) 239-240
453	Kansas City (10-17-76 at Miami) 186-267
451	Kansas City (12-25-71 at Kansas City) 213-238
<b>Interceptions</b>	
6	Kansas City (11-13-66 at Kansas City) 28 yards
<b>Return Yards</b>	
138	Oakland (9-21-68 at Miami) on 5
<b>Punt Returns</b>	
8	New York Jets (9-9-66 at Miami) 80 yards
<b>Return Yards</b>	
110	Baltimore (11-1-70 at Baltimore) 3 returns
103	Buffalo (9-18-66 at Buffalo) 5 returns
<b>Kickoff Returns</b>	
9	St. Louis (11-24-77 at St. Louis) 200 yards
<b>Return Yards</b>	
207	Denver (9-17-67 at Miami) 6 returns
200	St. Louis (11-24-77 at St. Louis) 9 returns

### Penalties

15	San Diego (10-11-69 at San Diego) 96 yards
12	Oakland (9-20-69 at Oakland) 156 yards

### Yards Penalized

156	Oakland (9-20-69 at Oakland) on 12
144	Buffalo (11-5-67 at Buffalo) on 10

### Fumbles/Lost

7-3	Buffalo (11-7-71 at Miami)
7-3	Buffalo (9-18-77 at Buffalo)
6-3	New England (12-15-74 at Miami)
4-4	Buffalo (10-18-70 at Buffalo)
4-4	New York Giants (12-10-72 at New York)
4-4	New York Jets (9-26-76 at Miami)

### Total Points

58	Buffalo (9-18-66 at Buffalo) 8 TD
48	Kansas City (9-28-68 at Miami) 6 TD
47	Oakland (9-21-68 at Miami) 6 TD

### First Half

48	Buffalo (9-18-66 at Buffalo)
----	------------------------------

### Second Half

38	San Diego (10-2-66 at San Diego)
31	Los Angeles (10-3-76 at Miami)

## OPPONENTS LONGEST PLAYS

### Run From Scrimmage

81t	Earl Campbell, Houston (11-20-78 at Houston)
80t	Carl Garrett, New England (11-9-69 at New England)
76t	Robert Holmes, Kansas City (9-28-68 at Miami)
75t	O.J. Simpson, Buffalo (12-5-76 at Miami)
64t	Lydell Mitchell, Baltimore (10-9-77 at Baltimore)
64	Hoyle Granger, Houston (12-23-67 at Miami)
59t	Henry Marshall, Kansas City (10-17-76 at Miami)
56t	Don Woods, San Diego (9-29-74 at San Diego)
54t	Paul Robinson, Cincinnati (11-17-68 at Miami)

### Pass Play

93t	Mike Livingston to Otis Taylor, 79 yards; lateral to Robert Holmes, Kansas City (10-19-69 at KC)
92t	Joe Ferguson to Frank Lewis, 9-17-78 vs. Buffalo
89t	Joe Namath to Richard Caster, 10-7-74 vs. NY Jets
89t	Len Dawson to Otis Taylor, 11-14-66 at Kansas City
82t	Daryle Lamonica to Rod Sherman, 12-27-70 at Oakland
82t	Dan Pastorini to Charlie Joiner, 9-24-72 vs. Houston
80t	Sam Wyche to Bob Trumpy, 11-17-68 at Cincinnati
79t	Max Choboian to Charlie Mitchell, 12-4-66 at Denver
73t	Daryle Lamonica to Warren Wells, 9-21-68 vs. Oakland
72t	Ken Stabler to Cliff Branch, 12-21-74 at Oakland

### Interception Return

76t	Dave Grayson, Oakland (Bob Griese), 9-20-69 at Oakland
66t	Ken Houston, Houston (Bob Griese), 9-15-68 at Miami
65t	Kenny Graham, San Diego (Bob Griese), 10-11-69 at San Diego
60t	Butch Byrd, Buffalo (Rick Norton), 9-18-66 at Buffalo

### Punt Return

83t	Billy Johnson, Houston (11-16-75 at Houston)
80t	Ron Gardin, Baltimore (11-1-70 at Baltimore)
72t	Butch Byrd, Buffalo (9-18-66 at Buffalo)

### Kickoff Return

102t	Harold Hart, Oakland (9-22-75 at Miami)
99t	Jim Duncan, Baltimore (11-1-70 at Baltimore)
96t	Emerson Boozer, NY Jets (11-20-66 at New York)

### Fumble Recovery

58t	Rick Redman, San Diego (Dick Wood), 10-2-66 at San Diego
58	Randy McClanahan, Buffalo (Bob Griese), 11-12-79 at Buff
49t	Mike Bass, Washington (Garro Yepremian), 1-14-73 at L.A.
42t	Dave Washington, Buffalo (Mercury Morris) 11-17-74 at Miami

### Field Goal

52	Jan Stenerud, Kansas City (9-28-68 at Miami)
51	Charlie Gogolak, New England (10-17-71 at Miami)
51	Bruce Alford, Buffalo (10-12-68 at Miami)
50	John Leypoldt, Buffalo (10-21-73 at Miami)

### Punt

70	Bob Scarpitto, Denver (10-16-66 at Miami)
62	Jim Norton, Houston (10-23-66 at Houston)
62	Marv Bateman, Buffalo (10-26-75 at Buffalo)

## OPPONENTS RECORDS SINGLE-GAME, INDIVIDUAL

### Rushing Yards

203	O.J. Simpson, Buffalo (12-5-76 at Miami) 24 att.
199	Earl Campbell, Houston (11-20-78 at Houston) 28 att.
164	Jim Nance, Boston (12-17-67 at Miami) 24 att.
160	Hoyle Granger, Houston (12-23-67 at Miami) 21 att.
151	Dick Post, San Diego (11-3-68 at San Diego) 21 att.
142	Lydell Mitchell, Baltimore (10-9-77 at Balt) 17 att.
141	Woody Campbell, Houston (12-3-67 at Houston) 18 att.

### Attempts

35	Lydell Mitchell (12-9-73 at Baltimore) 104 yds
30	Lydell Mitchell (12-15-75 at Baltimore) 85 yds

### Touchdowns

4	Earl Campbell, Houston (11-20-78 at Houston)
3	Paul Robinson, Cincinnati (11-17-68 at Cincinnati)
3	Don McCauley, Baltimore (11-23-75 at Miami)

### Passing Yards

436	James Harris, Los Angeles (10-3-76 at Miami) 17-29-1
415	Joe Namath, NY Jets (10-1-67 at NY) 23-39-1
358	Dennis Shaw, Buffalo (10-18-70 at Buffalo) 24-32-2
344	Daryle Lamonica, Oakland (9-21-68 at Miami) 15-24-0
331	Joe Ferguson, Buffalo (12-17-77 at Miami) 25-40-3
308	Mike Livingston, K-City (10-19-69 at KC) 17-34-1
303	Sonny Jurgensen, Washington (10-13-74 at Wash) 26-39-3

### Attempts

43	Daryle Lamonica, Oakland (10-4-69 at Miami) 19 comp.
41	Joe Ferguson, Buffalo (12-7-75 at Miami) 20 comp.
41	Jim Plunkett, New Eng (12-15-74 at Miami) 15 comp.
40	Joe Namath, NY Jets (10-10-70 at New York) 17 comp.

### Completions

26	Sonny Jurgensen, Wash (10-13-74 at Wash) 39 att.
25	Terry Bradshaw, Pittsburgh (11-14-71 at Miami) 36 att.
25	Joe Ferguson, Buffalo (12-17-77 at Miami) 40 att.
24	Dennis Shaw, Buffalo (10-18-70 at Buffalo) 32 att.

### Had Intercepted

6	Joe Namath, NY Jets (10-19-75 at NY) 8-24-6
5	Mike Phipps, Cleveland (12-24-72 at Miami) 9-23-5
5	Bill Troup, Baltimore (9-10-78 at Baltimore) 15-33-5
5	Ken Stabler, Oakland (12-10-79 at Miami) 23-36-5

### Touchdowns

5	Len Dawson, K-City (10-8-67 at KC) 13-23 250 yds
5	Babe Parilli, Boston (10-15-67 at Boston) 16-20 281 yds
4	Steve Tensi, San Diego (10-2-66 at SD) 9-12 223 yds

### Receiving Yards

220	Ron Jessie, Los Angeles (10-3-76 at Miami) 7 catch
157	Bake Turner, NY Jets (12-15-68 at Miami) 7 catch
153	Frank Lewis, Buffalo (9-17-78 at Miami) 5 catch
145	Marlin Briscoe, Buffalo (10-18-70 at Buffalo) 7 catch
144	George Sauer, NY Jets (10-20-66 at NY) 8 catch

### Receptions

10	George Sauer, NY Jets (10-1-67 at NY) 120 yds
9	Fred Biletnikoff, Oakland (9-20-69 at Oak) 132 yds
9	Sammy White, Minnesota (12-11-76 at Miami) 120 yds
9	Clark Gaines, NY Jets (11-6-77 at NY) 81 yds

### Touchdowns

3	Jim Whalen, Boston (10-15-67 at Boston) 6-134
3	Billy Cannon, Oakland (11-19-67 at Oakland) 6-99
3	Morris Owens, Tampa Bay (10-24-76 at Tampa) 6-88
3	Sammy White, Minnesota (12-11-76 at Miami) 7-120

### Field Goals

5	Roy Gerela, Houston (9-28-69 at Houston) of 5
4	George Blanda, Oakland (9-23-73 at Oakland) of 4

### Interceptions

3	Clarence Duren, San Diego (10-30-77 at Miami) 45 yds
---	--

### Kickoff Return Yards

185	Floyd Little, Denver (9-17-67 at Miami) on 5, long 59
159	Harold Hart, Oakland (9-22-75 at Miami) on 3, long 102t
156	Vic Washington, Buffalo (10-26-75 at Buffalo) on 5, long 49

### Punt Return Yards

110	Ron Gardin, Baltimore (11-1-70 at Baltimore) 3 ret
99	Billy Johnson, Houston (11-16-75 at Houston) 2 ret

## DOLPHINS RADIO NETWORK



RICK WEAVER

Rick Weaver, an outstanding play-by-play broadcaster recognized throughout the NFL, will be calling the Dolphins' action for his ninth season in 1979. He is sports director of WIOD (610 AM), which has originated Dolphin broadcasts since the team's inception in 1966. Veteran newsman Henry Barrow and sports analyst Hank Goldberg will provide color commentary.

Cities on the Dolphin network and stations providing coverage:



HENRY BARROW

Bradenton	.....WTRL	.....1490
Clearwater	.....WFLA	.....970
Cocoa	.....WCWR	.....1350
Daytona Beach	.....WNDB	.....1150
Fort Lauderdale	.....WIOD	.....610
Fort Myers	.....WINK	.....1240
Fort Pierce	.....WCMF	.....92.7 FM
Gainesville	.....WAPE	.....690
Hollywood	.....WIOD	.....610
Jacksonville	.....WAPE	.....690
Key West	.....WKIZ	.....1500
Lakeland	.....WONN	.....1230
Lake Wales	.....WIPC	.....1280
Leesburg	.....WLBE	.....790
Marco Island	.....WNOG	.....1270
Melbourne	.....WCWR	.....1350
Naples	.....WNOG	.....1270
Orlando	.....WKIS	.....740
Palm Beach	.....WIOD	.....610
Port Charlotte	.....WEEJ	.....100.1 FM
St. Augustine	.....WAPE	.....690
St. Petersburg	.....WFLA	.....970
Sanford	.....WTRR	.....1400
Sarasota	.....WTRL	.....1490
Sebring	.....WSEB	.....1340
Stuart	.....WMCF	.....92.7 FM
Tallahassee	.....WOWD	.....103.1 FM
Tampa	.....WFLA	.....970
Titusville	.....WCWR	.....1350
West Palm Beach	.....WIOD	.....610
Winter Haven	.....WIPC	.....1280



HANK GOLDBERG

## HOTELS ON THE ROAD

Tampa	.....Host International	.....(813) 879-5151
Minnesota	.....Marriott (Bloomington)	.....(612) 854-7441
Buffalo	.....Sheraton Inn-East	.....(716) 681-2400
New York	.....Sheraton-Hasbrouck Hts	.....(201) 288-6100
Oakland	.....Oakland Hyatt	.....(415) 562-6100
New England	.....Boston Marriott (Newton)	.....(617) 969-1000
Cleveland	.....Bond Court	.....(216) 771-7600
Baltimore	.....Baltimore Hilton	.....(301) 752-1100
Detroit	.....Northfield Hilton	.....(313) 879-2100

# NATIONAL FOOTBALL LEAGUE

410 Park Avenue, New York, N.Y. 10022

Phone 212-758-1500

## AMERICAN CONFERENCE

**WESTERN**  
Denver  
Kansas City  
Oakland  
San Diego  
Seattle

**EASTERN**  
Baltimore  
Buffalo  
Miami  
New England  
New York Jets

**CENTRAL**  
Cincinnati  
Cleveland  
Houston  
Pittsburgh

## NATIONAL CONFERENCE

**WESTERN**  
Atlanta  
Los Angeles  
New Orleans  
San Francisco

**EASTERN**  
Dallas  
New York Giants  
Philadelphia  
St. Louis  
Washington

**CENTRAL**  
Chicago  
Detroit  
Green Bay  
Minnesota  
Tampa Bay

## 1979 NATIONAL FOOTBALL LEAGUE SCHEDULE (All times local)

<b>SATURDAY, SEPTEMBER 1</b>		Los Angeles at Tampa Bay	4:00
Detroit at Tampa Bay		New Orleans at San Francisco	1:00
<b>SUNDAY, SEPTEMBER 2</b>			
Atlanta at New Orleans	1:00	New York Jets at Buffalo	1:00
Baltimore at Kansas City	3:00	Oakland at Kansas City	1:00
Cincinnati at Denver	2:00	Philadelphia at N.Y. Giants	4:00
Cleveland at New York Jets	4:00	San Diego at New England	1:00
Dallas at St. Louis	1:00	Seattle at Denver	2:00
Green Bay at Chicago	1:00	Washington at St. Louis	1:00
Houston at Washington	1:00	<b>MONDAY, SEPTEMBER 24</b>	
Miami at Buffalo	1:00	Dallas at Cleveland	9:00
N.Y. Giants at Philadelphia	1:00	<b>SUNDAY, SEPTEMBER 30</b>	
Oakland at Los Angeles	1:00	Buffalo at Baltimore	2:00
San Diego at Seattle	1:00	Cincinnati at Dallas	3:00
San Francisco at Minnesota	12:00	Cleveland at Houston	1:00
<b>MONDAY, SEPTEMBER 3</b>			
Pittsburgh at New England	9:00	Denver at Oakland	1:00
<b>THURSDAY, SEPTEMBER 6</b>			
Los Angeles at Denver	6:30	Kansas City at Seattle	1:00
<b>SUNDAY, SEPTEMBER 9</b>			
Cincinnati at Buffalo	1:00	Miami at New York Jets	1:00
Cleveland at Kansas City	3:00	Minnesota at Detroit	1:00
Dallas at San Francisco	1:00	N.Y. Giants at New Orleans	12:00
Houston at Pittsburgh	1:00	Pittsburgh at Philadelphia	1:00
Minnesota at Chicago	12:00	St. Louis at Los Angeles	1:00
New Orleans — Green Bay (Milw)	12:00	Tampa Bay at Chicago	1:00
New York Jets at New England	4:00	Washington at Atlanta	1:00
Oakland at San Diego	1:00	<b>MONDAY, OCTOBER 1</b>	
St. Louis at New York Giants	1:00	New England at Green Bay	8:00
Seattle at Miami	4:00	<b>SUNDAY, OCTOBER 7</b>	
Tampa Bay at Baltimore	2:00	Chicago at Buffalo	1:00
Washington at Detroit	1:00	Dallas at Minnesota	3:00
<b>MONDAY, SEPTEMBER 10</b>			
Atlanta at Philadelphia	9:00	Detroit at New England	1:00
<b>SUNDAY, SEPTEMBER 16</b>			
Baltimore at Cleveland	1:00	Green Bay at Atlanta	1:00
Buffalo at San Diego	1:00	Kansas City at Cincinnati	1:00
Chicago at Dallas	3:00	Los Angeles at New Orleans	3:00
Denver at Atlanta	1:00	New York Jets at Baltimore	4:00
Detroit at New York Jets	1:00	Philadelphia at Washington	1:00
Kansas City at Houston	1:00	Pittsburgh at Cleveland	1:00
Miami at Minnesota	1:00	St. Louis at Houston	1:00
New England at Cincinnati	1:00	San Diego at Denver	2:00
Oakland at Seattle	1:00	Seattle at San Francisco	1:00
Philadelphia at New Orleans	12:00	Tampa Bay at N.Y. Giants	1:00
Pittsburgh at St. Louis	3:00	<b>MONDAY, OCTOBER 8</b>	
San Francisco at Los Angeles	1:00	Miami at Oakland	6:00
Tampa Bay at Green Bay	1:00	<b>SUNDAY, OCTOBER 14</b>	
<b>MONDAY, SEPTEMBER 17</b>			
N.Y. Giants at Washington	9:00	Atlanta at Oakland	1:00
<b>SUNDAY, SEPTEMBER 23</b>			
Atlanta at Detroit	1:00	Buffalo at Miami	1:00
Baltimore at Pittsburgh	1:00	Denver at Kansas City	1:00
Chicago at Miami	4:00	Detroit — Green Bay (Milw)	3:00
Green Bay at Minnesota	12:00	Houston at Baltimore	2:00
Houston at Cincinnati	1:00	Los Angeles at Dallas	8:00
		New England at Chicago	1:00
		New Orleans at Tampa Bay	1:00
		Philadelphia at St. Louis	12:00
		Pittsburgh at Cincinnati	1:00
		San Francisco at N.Y. Giants	1:00
		Seattle at San Diego	1:00
		Washington at Cleveland	1:00

152

## MONDAY, OCTOBER 15

Minnesota at New York Jets ..... 9:00

## SUNDAY, OCTOBER 21

Atlanta at San Francisco ..... 1:00  
Baltimore at Buffalo ..... 1:00  
Chicago at Minnesota ..... 1:00  
Cincinnati at Cleveland ..... 1:00  
Detroit at New Orleans ..... 1:00  
Green Bay at Tampa Bay ..... 1:00  
Houston at Seattle ..... 1:00  
Miami at New England ..... 1:00  
N.Y. Giants at Kansas City ..... 3:00  
Oakland at New York Jets ..... 1:00  
St. Louis at Dallas ..... 1:00  
San Diego at Los Angeles ..... 1:00  
Washington at Philadelphia ..... 1:00

## MONDAY, OCTOBER 22

Denver at Pittsburgh ..... 9:00

## THURSDAY, OCTOBER 25

San Diego at Oakland ..... 6:00

## SUNDAY, OCTOBER 28

Buffalo at Detroit ..... 1:00  
Chicago at San Francisco ..... 1:00  
Cleveland at St. Louis ..... 1:00  
Dallas at Pittsburgh ..... 1:00  
Green Bay at Miami ..... 4:00  
Kansas City at Denver ..... 2:00  
New England at Baltimore ..... 2:00  
New Orleans at Washington ..... 1:00  
N.Y. Giants at Los Angeles ..... 1:00  
New York Jets at Houston ..... 12:00  
Philadelphia at Cincinnati ..... 4:00  
Tampa Bay at Minnesota ..... 1:00

## MONDAY, OCTOBER 29

Seattle at Atlanta ..... 9:00

## SUNDAY, NOVEMBER 4

Cincinnati at Baltimore ..... 2:00  
Cleveland at Philadelphia ..... 1:00  
Dallas at New York Giants ..... 1:00  
Detroit at Chicago ..... 3:00  
Los Angeles at Seattle ..... 1:00  
Minnesota at St. Louis ..... 1:00  
New England at Buffalo ..... 1:00  
New Orleans at Denver ..... 2:00  
New York Jets at Green Bay ..... 3:00  
San Diego at Kansas City ..... 1:00  
San Francisco at Oakland ..... 1:00  
Tampa Bay at Atlanta ..... 1:00  
Washington at Pittsburgh ..... 1:00

## MONDAY, NOVEMBER 5

Houston at Miami ..... 9:00

## SUNDAY, NOVEMBER 11

Atlanta at New York Giants ..... 4:00  
Baltimore at Miami ..... 1:00  
Buffalo at New York Jets ..... 1:00  
Los Angeles at Chicago ..... 1:00  
Minnesota — Green Bay (Milw) ..... 1:00  
New England at Denver ..... 2:00  
Pittsburgh at Kansas City ..... 12:00  
Oakland at Houston ..... 12:00  
St. Louis at Washington ..... 1:00  
San Diego at Cincinnati ..... 1:00  
San Francisco at New Orleans ..... 1:00  
Seattle at Cleveland ..... 1:00  
Tampa Bay at Detroit ..... 1:00

## MONDAY, NOVEMBER 12

Philadelphia at Dallas ..... 8:00

## SUNDAY, NOVEMBER 18

Baltimore at New England ..... 1:00  
Cincinnati at Houston ..... 3:00  
Dallas at Washington ..... 1:00  
Denver at San Francisco ..... 1:00  
Detroit at Minnesota ..... 1:00  
Green Bay at Buffalo ..... 1:00  
Kansas City at Oakland ..... 1:00  
Miami at Cleveland ..... 1:00  
New Orleans at Seattle ..... 1:00  
N.Y. Giants at Tampa Bay ..... 4:00  
New York Jets at Chicago ..... 12:00  
Pittsburgh at San Diego ..... 1:00  
St. Louis at Philadelphia ..... 1:00

## MONDAY, NOVEMBER 19

Atlanta at Los Angeles ..... 6:00

## THURSDAY, NOVEMBER 22

(Thanksgiving Day)

Chicago at Detroit ..... 12:30

Houston at Dallas ..... 3:00

## SUNDAY, NOVEMBER 25

Buffalo at New England ..... 1:00  
Cleveland at Pittsburgh ..... 1:00  
Kansas City at San Diego ..... 1:00  
Los Angeles at San Francisco ..... 1:00  
Miami at Baltimore ..... 4:00  
Minnesota at Tampa Bay ..... 1:00  
New Orleans at Atlanta ..... 1:00  
Oakland at Denver ..... 2:00  
Philadelphia at Green Bay ..... 1:00  
St. Louis at Cincinnati ..... 1:00  
Washington at N.Y. Giants ..... 1:00

## MONDAY, NOVEMBER 26

New York Jets at Seattle ..... 6:00

## THURSDAY, NOVEMBER 29

New England at Miami ..... 8:30

## SUNDAY, DECEMBER 2

Atlanta at San Diego ..... 1:00  
Baltimore at New York Jets ..... 1:00  
Chicago at Tampa Bay ..... 1:00  
Cincinnati at Pittsburgh ..... 1:00  
Denver at Buffalo ..... 1:00  
Detroit at Philadelphia ..... 1:00  
Green Bay at Washington ..... 1:00  
Houston at Cleveland ..... 1:00  
Minnesota at Los Angeles ..... 1:00  
New York Giants at Dallas ..... 3:00  
San Francisco at St. Louis ..... 1:00  
Seattle at Kansas City ..... 1:00

## MONDAY, DECEMBER 3

Oakland at New Orleans ..... 8:00

## SATURDAY, DECEMBER 8

Dallas at Philadelphia ..... 12:30

Denver at Seattle ..... 1:00

## SUNDAY, DECEMBER 9

Buffalo at Minnesota ..... 1:00  
Chicago at Green Bay ..... 12:00  
Cincinnati at Washington ..... 1:00  
Cleveland at Oakland ..... 1:00  
Kansas City at Baltimore ..... 2:00  
Los Angeles at Atlanta ..... 1:00  
Miami at Detroit ..... 1:00  
New England at New York Jets ..... 4:00  
New York Giants at St. Louis ..... 12:00  
San Diego at New Orleans ..... 3:00  
Tampa Bay at San Francisco ..... 1:00

## MONDAY, DECEMBER 10

Pittsburgh at Houston ..... 8:00

## SATURDAY, DECEMBER 15

Green Bay at Detroit ..... 4:00

New York Jets at Miami ..... 12:30

## SUNDAY, DECEMBER 16

Baltimore at New York Giants ..... 1:00  
Buffalo at Pittsburgh ..... 1:00  
Cleveland at Cincinnati ..... 1:00  
Kansas City at Tampa Bay ..... 1:00  
Minnesota at New England ..... 1:00  
New Orleans at Los Angeles ..... 1:00  
Philadelphia at Houston ..... 3:00  
St. Louis at Chicago ..... 1:00  
San Francisco at Atlanta ..... 1:00  
Seattle at Oakland ..... 1:00  
Washington at Dallas ..... 3:00

## MONDAY, DECEMBER 17

Denver at San Diego ..... 6:00

## POSTSEASON

Sun., Dec. 23 — Wild-Card Playoffs  
Sat., Dec. 29 — Divisional Playoffs  
Sun., Dec. 30 — Divisional Playoffs  
Sun., Jan. 6 — AFC Championship  
NFC Championship  
Sun., Jan. 20 — Super Bowl XIV at Pasadena, Rose Bowl