

14503

**1980 MIAMI
DOLPHIN MEDIA
GUIDE**

See the official cars of the Miami Dolphins at your South Florida Ford Dealer.

Fiesta	Fairmont	Thunderbird
Pinto	Futura	LTD
Mustang	Granada	Station Wagons

And Ford-tough trucks.

Bronco	Vans
Pickups	Medium-Heavies

SEE YOUR SOUTH FLORIDA FORD DEALER TODAY

Dade County

Courtesy Ford—Miami
Deel Ford—Coral Gables
Tally Embry Ford—Miami
Friendly Ford—

North Miami Beach
Hayden-Chew Flamingo
Ford—Homestead

Johnson Ford—Hialeah
Maroone Ford—Miami
Midway Ford—Miami

Broward County

Luke Bolton Ford—
Plantation
Hollywood Ford—
Hollywood
Koons Ford—Hollywood
Powell Motor Company—
Ft. Lauderdale
Terry Ford—
Pompano Beach

Palm Beach County

Wayne Akers Ford—
Lake Worth
Doug Lockhart Ford—
Belle Glade
Al Packer Ford—
West Palm Beach
Pahokee Ford—Pahokee
Bev Smith Ford—
Lake Park
Earl Wallace Ford—
Delray Beach

Hendry County


Hendry County Motors—
Clewiston
Langford Ford—LaBelle

Monroe County

Duncan Ford—Key West

Collier County

Tamiami Ford—Naples



Media Guide



FORD



MIAMI DOLPHINS 1980 SCHEDULE

PRESEASON

Aug. 10	DETROIT LIONS	4 p.m.
Aug. 18	at Seattle Seahawks	7:30 p.m.
Aug. 23	MINNESOTA VIKINGS	8 p.m.
Aug. 29	at New Orleans Saints	8 p.m.

REGULAR SEASON

Sept. 7	at Buffalo Bills	1 p.m.
Sept. 14	CINCINNATI BENGALS	4 p.m.
Sept. 21	at Atlanta Falcons	1 p.m.
Sept. 28	NEW ORLEANS SAINTS	1 p.m.
Oct. 5	BALTIMORE COLTS	1 p.m.
Oct. 12	at New England Patriots	1 p.m.
Oct. 19	BUFFALO BILLS	1 p.m.
Oct. 27	at New York Jets	9 p.m.
Nov. 2	at Oakland Raiders	1 p.m.
Nov. 9	at Los Angeles Rams	1 p.m.
Nov. 16	SAN FRANCISCO 49ERS	4 p.m.
Nov. 20	SAN DIEGO CHARGERS	8:30 p.m.
Nov. 30	at Pittsburgh Steelers	1 p.m.
Dec. 8	NEW ENGLAND PATRIOTS	9 p.m.
Dec. 14	at Baltimore Colts	4 p.m.
Dec. 20	NEW YORK JETS	12:30 p.m.

*Home Games Capitalized
All Times Local*

TICKET INFORMATION

Season tickets (\$110 and \$90) and individual game tickets (\$11 and \$9) are available at the Dolphin Ticket Office, Gate 14 of the Orange Bowl. Special seating arrangements can be made for groups of 25 persons. Tickets can be charged to Visa or Mastercharge. Telephones are 643-4700 in Dade County and 522-4271 in Broward County.



MIAMI DOLPHINS

1980 Media Guide

ON THE COVER: Defensive end Vern Den Herder sheds a blocker as he rushes the passer. Den Herder, voted by his teammates as the Dolphins' Most Valuable Player in 1979, has missed only three starts in the last 125 games at left end, and he needs 10 more quarterback sacks to break the all-time Dolphin record of 74 held by Bill Stanfill.

TABLE OF CONTENTS

All-Pro Dolphins	132	Results	
Assistant Coaches	9-14	Year-by-Year	116-119
Attendance	120	Opponent Series	120-121
Credentials	158	Preseason	122
Depth Charts	26	Won-Loss Chart	123
Directory	2	Postseason	125-131
Draft Choices	93-95	NFL in 1970s	156-157
Game Recaps, '79	100-107	Robbie Profile	3-4, 9
Historical Highlights	83-90	Rookie Profiles	73-77
Orange Bowl	158	Rosters	
Origin of Dolphins	82	1980 Rookies	78-79
Playoffs 1970-79	125-131	1980 Veterans	80-81
Player Profiles	27-72	All-Time	91-92
Press Information	158	Schedule, NFL	160
Pro Bowl	133	Season Tickets	124
Prospects for '80	21-25	Shula Profile	5-7
Publicity Contacts	20	Shula Record	8
Radio Network	159	Standings, '79 NFL	114
Records		Statistics for 1979	
Yearly leaders	136-137	Team	108
100-Yard Games	138-139	Individual	109-110
Individual	140-147	Stat Charts	111-113
Team	148-150	Trades	96-97
Consecutive	151		
Opponent	153-155		

*The Miami Dolphins Media Guide is written and edited by
Bob Kearney, Director of Public Relations.*

MIAMI DOLPHINS

330 Biscayne Boulevard
Miami, Fla. 33132

TRAINING CAMP

16400-D NW 32nd Avenue
Miami, Fla. 33054
Publicity: (305) 625-7888



MIAMI DOLPHINS CLUB DIRECTORY

Managed by South Florida Sports Corp.

Downtown Office — (305) 379-1851

President	Joseph Robbie
Vice-President	Elizabeth L. Robbie
Exec. VP & Gen. Mgr.	J. Michael Robbie
Corporate Secretary	Timothy J. Robbie
Corporate Treasurer	Audrey J. Nessheim
Secretary to President	Mariam E. Kircher
Consultant	Frank J. Callahan
Public Relations Director	Robert T. Kearney
Publicity Director	Charles M. Callahan
Marketing Director	William T. Jorgensen
Controller	Howard F. Rleman
Ticket Director	Ross R. Paul
Executive Secretary	Agnes (Pat) Bell
Sec'y to VP & Gen. Mgr.	Carol James
Public Relations Secretary	Jacquelyn Doyle
Secretary	Lynn Radigan
Bookkeeper	Doris L. Young
Asst. Bookkeeper	Monique Rhoads
Publication Aides	Rick Korch, Dick Horning
Ticket Aides	Jeannette Harrington, Mary Gallagher, Tami Rae Paul
Messenger	Patricia Williams
Receptionist	Sebie Hart
Mail Clerk	George Nisenbaum

Training Camp — (305) 625-6491

Vice-President, Head Coach	Donald F. Shula
Asst. Head Coach, Defense	Bill Arnsparger
Assistant Coaches	
Receivers, Passing Game	Dan Henning
Defensive Backs, Punter	Tom Keane
Offensive Line, Running Game	John Sandusky
Defensive Line, Run Defense	Mike Scarry
Offensive Backs, Special Teams	Carl Taseff
Director of Pro Personnel	William C. Davis
Director of Player Personnel	Charles T. Connor
Asst. Dir. of Player Personnel	Steven K. Crosby
Trainer	Robert Lundy
Assistant Trainer	Junior Wade
Equipment Manager	Dan Dowe
Equipment Aide	Bill Daley
Film Manager	Al King
Secretary to Head Coach	Lynn Brandom
Secretary	Anne Rodriguez
College Area Scout	Milt Davis
College Area Scout	Elbert Dubenion
Team Physician	Dr. Herbert W. Virgin, Jr.
Asst. Team Physician	Dr. Charles E. Virgin
Cardiologist	Dr. Edward St. Mary

Managing General Partner



Joseph Robbie, a man who not only sees opportunity but also seizes it, has orchestrated one of the most remarkable sagas of professional sport.

None of the vexations, Indeed hardships, of building a championship team from scratch could subdue Robbie once he took his first determined step 15 years ago. His uncanny foresight and tenacious spirit have prevailed.

"Firmness of purpose," Lord Chesterfield wrote, "is one of the most necessary sinews of character, and one of the best instruments of success. Without it, genius wastes its efforts in a maze of inconsistencies."

Robbie epitomizes this firm pursuit.

Pro football has burgeoned by 16 teams since 1960, and Robbie's Miami Dolphins is the only club among those modern-day newcomers to win consecutive championships. The task of National Football League superiority was accomplished not in the 12 years it required Dallas, nor in the 17 years it took Oakland, but in just seven years for Miami.

And the Dolphins did more than earn the NFL crown. They bejeweled it with 17 perfect stones. An unprecedented record of 17-0 that 1972 season brought the Super Bowl title to Miami, and then the Dolphins repeated as champions with a two-year record of 32-2.

Robbie, 64, enters the 1980s with no less of an insatiable demand for excellence. As president and managing general partner, he administers a franchise that has compiled a winning percentage of .717 in the decade of a merged AFL-NFL.

Of all the plaudits accompanying the ascent of the Dolphins, none fit Robbie's persevering character more suitably than the Horatio Alger Award given him in 1979. It is an honor bestowed on giants of the free enterprise system as well as U.S. presidents in recognition of outstanding careers developed through "personal effort out of hardship."

"If I were asked to name the award that I would cherish most of any I know about," Robbie said in acceptance, "it would be this one. This to me represents struggle and achievement, and through my life, it has always been my opinion that the struggle itself is equally important and rewarding as the ultimate achievement."

The unavoidable setbacks for a 1966 American Football League expansion club never intimidated Robbie. The stadium was two-thirds empty in those first two years when the Dolphins averaged only 25,551 and 27,120 tickets sold.

A four-year ledger read 15 wins in 56 games, a paid average of 28,742 at the ticket counter for 28 games, and off the field, one member of the limited partnership had secretly

negotiated a franchise move to Seattle. Robbie swiftly recruited five Miami investors to buy the substantial share held by the recalcitrant partner, and thus the Dolphins became rooted more deeply in Miami.

Robbie had survived the financial maelstrom, and he still searched for a winner. South Florida had indicated its readiness for pro football when an AFL-record crowd of 68,125 filled the Orange Bowl for a 1968 preseason game with Baltimore. The Dolphins had drafted Griese, Csonka and Morris and had traded for Buoniconti and Little. On-field leadership was the missing element.

Robbie found it. He summoned Don Shula to be head coach February 18, 1970. In the decade that followed, every NFL team except Dallas, Minnesota and Pittsburgh changed coaches but none of more than 100 moves topped Robbie's selection.

Immediately in 1970, the Dolphins were transformed from 3-10-1 underachievers to 10-4 playoff qualifiers.

Robbie's faith in once-apatetic South Florida was rewarded with fanatical support. There was an NFL-record 74,961 season tickets in 1973 on the way to 22 consecutive sellouts while the Dolphins made history with Super Bowl triumphs over Washington and Minnesota. In the 10 years since Robbie brought Shula to the helm, the Dolphins have averaged 66,800 tickets sold over 77 dates at the Orange Bowl (excluding preseason games).

Robbie, a former South Dakota legislator and Minneapolis lawyer, has campaigned vigorously for a new stadium which would be "a credit to South Florida and a source of comfort and convenience to our fans." Through his enlightened opposition to major renovation of the Orange Bowl has come a rethinking of stadium proposals by county governments.

"The Miami Dolphins will never negotiate again with City Hall for use or major renovation of the Orange Bowl. The subject is closed," Robbie has said for the record. "We not only will not play in the Orange Bowl in 1987, we want to know . . . whether or not the community leadership is willing to build a new stadium in South Florida for the enthusiastic fans of this area. The fans will settle for nothing less, neither will I."

In a poll of Dolphin season-ticket holders in 1979, 61 per cent of the fans rated the Orange Bowl "inadequate" and 82 per cent favored a new stadium. Most significantly, 69 per cent would support a bond issue and another 19 per cent said maybe.

The Dolphins, through Robbie's adroit management, have directed more than \$1.5 million to charitable organizations in the community that supports them. Robbie also involves himself personally in many civic endeavors. He has worked actively on the Board of Trustees for both Jackson Memorial Hospital and the United Way, and he served as president of Catholic Charities for three years.


He also serves on the National Board of Directors of the American Health Foundation and the U.S.O. Other past services by Robbie include the Board of Governors of the Greater Miami Chamber of Commerce and the Boards of Directors for United Way, Boystown, Crippled Children's Society and the Heart Association.

His managerial ability was recognized by NFL colleagues when he served on the six-member Executive Committee of the NFL Management Council and he was chairman of the AFL Player Relations Committee.

(Continued on page 9)

DONALD F. SHULA

Head Coach



In profile, his face has a chiseled magnificence. It was carved through 17 years as a National Football League coach, and carved as deeply as his commitment to excellence.

The record is there for historians, but your eye interprets Don Shula. He stirs restlessly along the sideline. Exhorting all. Deliberating. Instructing. Always pacing. And when he stops — his arms locked across his chest, those eyes powerful as lasers, that anvil of a jaw — he stands as the unshakable commandant.

It is Shula's steel-clad determination, a fervor he instills in every player, that produces consistent winners for the Miami Dolphins.

He could become only the third coach in NFL history to win 200 games; he marches into the 1980s with a record of 185-70-5. His career winning percentage of .721 is the best among the NFL's all-time 10 winningest coaches, and the perfect 17-0 mark by the 1972 Dolphins remains a monument to Shula. Probably no team will surpass the incredible 32-2 combined record of 1972 and 1973 with two Super Bowl conquests.

With teams in Baltimore and Miami, Shula has built five unbeaten streaks of 10 or more games, and no other coach has done it more than twice. His 71.7 per cent winning in 10 seasons in Miami (112-44-1) parallels his 72.8 per cent success in seven years in Baltimore (73-26-4) from 1963 to 1969.

By winning the AFC East title in 1979, the Dolphins have either won or shared first place in the division eight times in the decade under Shula. His Dolphins have been almost invincible at the Orange Bowl with a 64-13 record (83 per cent) including an NFL-record 31-game winning streak at home from 1971 to 1974.

Shula, 50, attacks new challenges with the same fundamentals of organization, preparation and discipline. He drills for precision in every practice, and his methods eliminate errors — the Dolphins have been the least-penalized team in the NFL for four consecutive years.

"I don't believe in gimmicks," Shula says. "I like to work within the rules, and I like to do it with a lot of poise and a little class."

And behind the intense, steely visage is Shula's abiding respect for his athletes and a warmth that evades the TV cameras along the sidelines. Consider the reasons Shula named his family's pet collie Zonk:

"There's a certain similarity. The dog's nose is sort of crooked. He's wide-bodied and has a big belly. And he rams right into you instead of trying to run around you."

Shula's approach to football becomes indelibly etched on the character of most players, and it prompted 34-year-old

tackle Mike Current to write a 1980 retirement note.

"I would like for you to know how much I appreciate the opportunity to have played for you and the Dolphins over the past three years," Current wrote. "I really felt that those years gave me more insight to actual achievement and the sacrifices required than the 10 years I played previously. Also I truly appreciate the patience and faith you demonstrated in me in the beginning and throughout."

Shula has made a mark on the game as an innovator of defensive complexities and situation substitutions, and he has gained reputé as a great motivator. Certainly, other coaches can develop brilliant strategy and deliver rousing speeches at halftime. But Shula surpasses the rest in his skill as a teacher.

Twice with the Dolphins, in 1970 and 1977, Shula has deployed five rookies in his starting defense and won 10 of 14 games each time. And for those exigencies brought on by injuries to his starting quarterback, Shula has solutions. Backup quarterbacks for the Dolphins have a 23-5 record under Shula.

He had been the youngest head coach, 33, in NFL history when the Colts picked him in 1963 after Shula's three years as defensive coordinator of the Detroit Lions. In the old NFL, the Colts reached the title game in 1964 and 1968 after 12-2 and 13-1 campaigns, and the 1967 Colts posted an 11-1-2 record. Those three powerhouse teams averaged scoring almost 30 points per game.

Shula's resourcefulness is best documented in 1965 when injuries sidelined Colts quarterbacks John Unitas and Gary Cuozzo, so that halfback Tom Matte wore the "playbook" on his wristband and directed a 20-17 upset at Los Angeles.

He transformed a 3-10-1 Dolphin team into a playoff qualifier his first season in Miami and laid the foundation for a perennial contender. In 1971, the Dolphins won their first of four consecutive AFC East titles, and on Christmas Day in Kansas City, pro football's longest game (82 minutes, 40 seconds) ended with Garo Yepremian's winning 37-yard field goal in the second overtime. A week later, the Dolphins stymied the Unitas-led Colts, 21-0, on the same Poly-Turf where Baltimore had won Super Bowl V the previous January.

Dethroning the Colts launched the Dolphins to three consecutive AFC championships — a feat unequalled in either conference since the 1970 merger. But a disappointing 24-3 loss to the Dallas Cowboys in Super Bowl VI filled Shula and his players with greater drive, and in 1972, the Dolphins attracted headlines as the "Greatest Team Ever."

Shula had claimed 38-year-old Earl Morrall from the waiver list in April 1972, recalling Morrall's leadership of the 1968 Colts. When quarterback Bob Griese suffered a broken ankle in the fifth game, Morrall took charge for 11 straight victories. The Dolphins rewrote the NFL rushing record (2,960 yards), and with a regular-season record of 105-30-5, Shula became the first NFL coach to win 100 games in his first decade.

Surprisingly, the unbeaten Dolphins were three-point underdogs to the Washington Redskins in Super Bowl VII. Shula elected to go with a healthy Griese, and the Dolphins dominated the Redskins, 14-7, for the coach's first NFL crown.

No less impressive were the 1973 Dolphins, losing only twice in 17 games. The Dolphins set modern NFL records of allowing only 1,290 yards passing and only five touchdown passes, and they overwhelmed three playoff opponents, 85-33, including a 24-7 rout of the Minnesota Vikings in Super Bowl VIII.



Shula and aides Bill Arnsparger and John Sandusky have worked together since 1963.

Only once have Shula's Dolphins failed to win 10 games in a season, and they have qualified for the playoffs seven times in the past decade.

The Dolphins' enviable consistency is attributable to Shula's daily admonitions to strive for perfection.

As veteran safety Tim Foley describes the Shula approach, "He does a splendid job of keeping in the front of every player's mind the objective to become a better player. He just does a very thorough job, each and every day, of reminding you, 'Today, you're going to get better. You need to be better today.'"

He strives for that winning attitude in preseason success which measures 71-20-3 (.771) including 32-4-1 at Baltimore and 39-16-2 at Miami.

Donald Francis Shula was born January 4, 1930 and raised in Painesville, Ohio. He was a running back at John Carroll University in Cleveland, and in 1950, he gained 125 yards when the Blue Streaks upset Syracuse, 21-15.

Shula was the lone rookie on Coach Paul Brown's defending NFL champion Cleveland Browns in 1951 until Shula's college teammate Carl Taseff joined the Browns at midseason. Both were involved in a 15-player trade with Baltimore in 1953, and Shula played four seasons with the Colts (1953-56) and one season in Washington (1957) at right cornerback. He had 21 career interceptions for 247 yards.

Shula entered the coaching ranks with an assistant's job at Virginia (1958) and Kentucky (1959), and he joined the NFL's Detroit Lions in 1960 under Coach George Wilson — a man he later replaced in Miami. The Lions posted a 26-13-1 record with Shula as the defensive coordinator.

Then in 1963 he succeeded Weeb Ewbank as head coach at Baltimore, and in the 17 seasons which have followed, Shula has reached the championship game five times with two victories.

Today he takes an active role in NFL leadership, serving the past ~~46~~ years on the select four-man NFL Competition Committee. Improved safety in pro football has become a major goal for this committee along with implementation of rules changes.

"I think for a while there was the teaching and coaching of intimidation," Shula admits. "I like to see a clean hit as much as the next guy, but I think you can go out and compete just for the desire of winning, more than for physically intimidating the other guy. The players have to realize that they're all in it together."

For all the energies he channels toward football, Shula remains a devoted family man. He and the former Dorothy Bartish, married July 19, 1958, have five children — two boys and three girls — David 21, Donna 19, Sharon 18, Annie 16 and Michael 15.

David Shula, the 1977 salutatorian at Hollywood Chaminade High, broke all pass receiving records at Dartmouth College. In two seasons, the Dartmouth co-captain has caught 81 passes for 1,064 yards and six touchdowns.

"He's never pressured me at all to do anything, whether it was baseball or soccer or football or whatever," David Shula says of his father. "It was always my own initiative. If I was interested in it, then my dad would always say, 'If you want to do it, that's great; but give it your all and don't come out a quitter. You can't always come out a winner, but you can always give it your best.'"

100-GAME NFL WINNERS

Yrs.	Coach	Regular Season	Win Avg.	Play-offs	All Games	Win Avg.
40	George Halas	320 147 30	8.0	6-3	326 150 30	8.1
33	Curly Lambeau	231 133 23	7.0	3-2	234 135 25	7.1
20	Tom Landry	172 104 6	8.6	15-11	187 115 6	9.4
17	Don Shula	175 62 5	10.3	10-8	185 70 5	10.9
21	x-Paul Brown	166 100 6	7.9	4-8	170 108 6	8.1
23	Steve Owen	151 100 17	6.6	3-8	154 108 17	6.7
17	Hank Stram	131 97 10	7.7	5-3	136 100 10	8.0
20	Weeb Ewbank	130 129 7	6.5	4-1	134 130 7	6.7
13	Bud Grant	122 59 5	9.4	9-10	131 69 5	10.1
18	Sid Gillman	122 99 7	6.8	1-5	123 104 7	6.8
12	George Allen	116 47 5	9.7	2-7	118 54 5	9.9
11	Chuck Noll	100 57 1	9.1	14-4	114 61 1	10.4
10	John Madden	103 32 7	10.3	9-7	112 39 7	11.2
15	Buddy Parker	104 75 9	6.9	3-1	107 76 9	7.1
10	Vince Lombardi	96 34 6	9.6	9-1	105 35 6	10.5

x-does not include 47-4-3 record in AAFC, 1946-49
NFL Playoff Bowl in Miami (1961-70) excluded from records

SHULA'S 17-YEAR RECORD

Year	Team	W	L	T	Pct.	Finish
1963	Baltimore	8	6	0	.571	3rd, NFL West Conf.
1964	*Baltimore	12	2	0	.857	1st, NFL West Conf.
1965	Baltimore	10	3	1	.769	T-1st, NFL West Conf.
1966	Baltimore	9	5	0	.643	2nd, NFL West Conf.
1967	Baltimore	11	1	2	.917	T-1st, NFL Coastal
1968	*Baltimore	13	1	0	.929	1st, NFL Coastal
1969	Baltimore	8	5	1	.615	2nd, NFL Coastal
1970	Miami	10	4	0	.714	2nd, AFC East
1971	*Miami	10	3	1	.769	1st, AFC East
1972	**Miami	14	0	0	1.000	1st, AFC East
1973	**Miami	12	2	0	.857	1st, AFC East
1974	Miami	11	3	0	.786	1st, AFC East
1975	Miami	10	4	0	.714	T-1st, AFC East
1976	Miami	6	8	0	.429	3rd, AFC East
1977	Miami	10	4	0	.714	T-1st, AFC East
1978	Miami	11	5	0	.688	T-1st, AFC East
1979	Miami	10	6	0	.625	1st, AFC East

	Regular Season	All Games
Baltimore Total	71 23 4 .745	73 26 4 .728
Miami Total	104 39 1 .726	112 44 1 .717
17-YEAR TOTAL	175 62 5 .733	185 70 5 .721

*NFL runnerup **NFL champions

SHULA'S UNBEATEN STREAKS

Games	Year	Team and Record at End of Streak
18	1972-73	Miami to 17-0 and 1-0
13	1967	Baltimore to 11-0-2 ties on 5th and 6th games
11	1964	Baltimore to 11-1
10	1968	Baltimore to 15-1
10	1973	Miami to 11-1
9	1965	Baltimore to 9-1-1 tie on 9th game
8	1971	Miami to 9-1-1

He was presented the prestigious Timmie Award from the Touchdown Club of Washington in 1974 for the "extraordinary achievement" by the Dolphins over a four-year period (54-11-1) through three Super Bowl appearances. His credits include Pro Football Executive of the Year in 1972 by the Long Island Athletic Club, Football Man of the Year in 1971 by both the Football News and the Minutemen Club of the Twin Cities, and Football Father of the Year in 1976 by Pop Warner Junior League Football.

Robbie was the national fund-raising chairman for the Dakota Dome, a \$7.2-million arena at his alma mater, the University of South Dakota, which presented him an honorary Doctor of Laws degree in 1979.

He may be the only person ever elected student body president of two colleges — Northern State Teachers College in Aberdeen, S.D., and the University of South Dakota in Vermillion. He founded the South Dakota Student Federation consisting of the student governments of all of South Dakota's colleges and universities and he served as its president both years he was student body president at Northern and USD.

A gifted extemporaneous speaker, he won the National Discussion Debate championship in Chicago in 1940 and earned his law degree from South Dakota in 1946. His education was interrupted by Navy duty during World War II, and he received the Bronze Star for his part in five South Pacific invasions.

Robbie was born July 7, 1916 in Sisseton, S.D. He and his wife Elizabeth (married 12-28-42) have raised 11 children. Robbie first practiced law in Mitchell, S.D. (1946-51) when he served as Democratic State Chairman, state legislator and 1950 gubernatorial candidate. His family had grown to six children when he moved to Minneapolis in 1951 to become Regional Counsel for the Office of Price Stabilization, and later he directed a four-state area with 500 employees.

He was a charter member of the Twin Cities Metropolitan Planning Commission, and in what ranks alongside his Super Bowl achievements, he drafted the law which created the Minnesota Municipal Commission for which he was chairman from 1959 to 1965.

It was then in 1965, after 20 years as a lawyer, that Robbie happened into pro football. A client Robbie met on a Miami Beach vacation was interested in an AFL expansion franchise for Philadelphia. Robbie contacted AFL Commissioner Joe Foss, a former South Dakota classmate and colleague in the legislature.

Robbie and entertainer Danny Thomas, friends since 1959 while serving on the Board of Directors of St. Jude Children's Hospital in Memphis, filed a formal application and were awarded an AFL franchise for \$7.5 million. Thomas divested himself of his large stake in the Dolphins in 1967, and by 1969, Robbie had overcome attempts of takeover by partners and had maneuvered into majority ownership.

He did it by accepting personal responsibility for the club's debts and obligations and without "oil wells or hotel chains or inherited money with which to support professional football in Miami," he said.

He has expanded sports in South Florida through his wife Elizabeth, owner of the successful Fort Lauderdale Strikers of the North American Soccer League, and he has drawn his sons Michael, 32, and Tim, 25, into administrative positions with an eye to the future.

(Continued from page 4)



J. MICHAEL ROBBIE

Exec. Vice President
and General Manager

J. Michael Robbie, a 32-year-old graduate of the University of South Dakota law school, is following the path blazed by his father in the administration of the Miami Dolphins.

He is entering his second full season as Executive Vice President and General Manager, a position to which he was named October 11, 1978.

The younger Robbie earned his J.D. and M.B.A. degrees from South Dakota in May 1978, and he was admitted to the South Dakota Bar. He was graduated in 1966 from De LaSalle High in Minneapolis, and he earned his B.S. in mechanical engineering from the University of Notre Dame in 1971.

Among his current tasks is the implementation of a computer system for all Dolphin operations. He formerly worked in the Dolphins' ticket office from September 1971 to July 1975, serving as Ticket Director the last two years.

"All of us get a day older every day, so we have to plan for the future of our family," Joseph Robbie says, "so I'm pleased that Michael has legal training and a business background and is able to fit himself into the management of the Dolphins and the handling of family affairs."

"Mike is going to take a leadership role in guiding the younger members of our family."

The younger Robbie has represented the Dolphins at NFL meetings.

Michael, the fourth-oldest of 11 Robbie children, was born Jan. 6, 1948 in Mitchell, S.D. He was raised in Minneapolis when the family moved there in 1951.

DOLPHINS HOLD NFL TICKET RECORDS

The Miami Dolphins possess all five National Football League records for paid attendance in a single season, established in 1973 as defending Super Bowl champions. These records include:

- Total tickets sold for 14-game schedule, home and away, with 1,025,400. The only other team to surpass a million tickets was Buffalo in 1974 with 1,003,062.
- Total tickets sold for a 7-game home schedule with 551,000 for the sellout season averaging 78,714 per game.
- Total tickets sold for a 7-game road schedule with 474,400 averaging 67,771 per game.
- Total tickets sold for a complete season (17 games) with 1,255,535 averaging 73,855 per game.
- Total season tickets sold with 74,961. Closest to that figure were the New York Giants (73,997) and Denver (73,096) in 1978.



BILL ARNSPARGER

Asst. Head Coach, Defense

17th Season, 9th with Dolphins

Born Dec. 16, 1928

Bill Arnsparger has achieved a record so consistently excellent as to be worthy of a Ph.D. in defensive football.

In his seven full seasons with the Dolphins (1970-73 and 1977-79), Arnsparger has built and rebuilt a defense which allowed the fewest points in the National Football League. Under Arnsparger's guidance, the Dolphins have yielded 200 fewer points than Pittsburgh and 360 fewer points than any other AFC team in those seven years. Miami has finished first or second in AFC scoring defense six times.

Arnsparger, 53, has molded a disciplined defense which five times in 1978 and four times in 1979 did not allow a touchdown as the Dolphins reached the playoffs. He was awarded the Dolphin game ball in Super Bowl VIII after the 1973 Dolphins permitted only 150 points and set modern NFL records of allowing just 1,290 passing yards and five TD passes; they sacked quarterbacks 45 times and put together 13 consecutive scoreless quarters.

His association with Coach Don Shula goes back to 1959 as aides at Kentucky, then 1964-69 at Baltimore and 1970-73 at Miami. Three times in those first 10 pro seasons, Arnsparger's defense led the NFL in scoring defense.

He was head coach of the New York Giants for 2½ seasons beginning in 1974 and his teams posted a 7-28 record before he rejoined the Dolphins at midseason 1976. He had spent 14 years in college coaching — Miami of Ohio (1950), Ohio State (1951-53), Kentucky (1954-61) and Tulane (1962-63) — before combining talents with Shula.

Arnsparger was a lineman in high school at Paris, Ky., under Blanton Collier, later head coach (1963-70) of the Cleveland Browns. Arnsparger spent two years as a Marine sergeant before returning to Miami of Ohio as an offensive tackle under Woody Hayes. In 1976 he was inducted into the Miami University Athletic Hall of Fame.

Currently he is chairman of the 20-member Governor's Sports Council in Florida. He and his wife Betty Jane (married 8-24-57) live in Miami Lakes with their son David (8-6-65) and daughter Mary Susan (2-29-68).



DAN HENNING

QBs, Receivers,
Passing Game

6th Season, 2nd with Dolphins

Born June 21, 1942

Dan Henning took charge of the passing game in 1979 when the Dolphins averaged a team-record 172.7 yards per game and hit the 3,000-yard mark for the first time

Henning's top two receivers, Nat Moore and Duriel Harris, set a Dolphin combined yardage record of 1,638 yards on 90 receptions and Dolphin running backs caught a record 101 passes.

Henning, 38, entering his 12th year of coaching and sixth in the NFL, also handles football's finest three-deep quarterbacking group with veterans Bob Griese and Don Strock and third-year pro Guy Benjamin.

He has worked with the New York Jets' receivers for three years (1976-78) and coached quarterbacks and receivers for the 1972 Houston Oilers under Bill Peterson. Henning's coaching career began at Florida State (1968-70) as offensive coordinator under Peterson. He made separate moves to Virginia Tech (1971 and 1973) around his season with the Oilers, and he returned to Florida State in 1974. Before joining the Jets under Lou Holtz in 1976, he served as resident manager of security for John C. Mandel Company at the World Trade Center in New York in 1975.

Henning, who coached Strock in his junior season (1971) at Virginia Tech, also tutored college QBs Gary Huff, Bill Cappleman and Tommy Warren at Florida State.

Henning was a quarterback at William & Mary College (1960-63) and ranked 14th in the nation in passing as a senior. He was on the 1966 roster of the San Diego Chargers and he played with the Norfolk Neptunes of the Continental League.

Henning and his wife, Sandra have five children — daughters Mary K. (10-31-61) Patty (11-13-62) and Terry (7-6-68), and sons Danny (6-22-65) and Mike (1-30-73).



TOM KEANE

Defensive Backs, Punting

17th Season, 15th with Dolphins

Born Sept. 7, 1926

Tom Keane, whose guidance of the Dolphin secondary now stretches from the team's 1966 inception to the 1980s, has a rare bonus for his 15th season in Miami: a first-round draftee.

Keane's newest pupil in 1980, cornerback Don McNeal, is the only defensive back ever drafted by the Dolphins in the first round. In fact, only once (cornerback Jeris White, 1974) have the Dolphins used a second-round pick for Keane's patrol.

Keane, 54, the only Dolphin coach to earn All-Pro honors as a player, is one of only three current NFL assistants who have coached with the same club as long as 15 years — Jim Myers (1962-80) and Ernie Stautner (1966-80) of Dallas are the others. The Dolphins have averaged 23 interceptions per year topped by an NFL-leading 32 thefts in 1978.

In Keane's first year, the Dolphins stole 31 passes and ranked second in the American Football League. In 1973 the Super Bowl champions allowed only five touchdown passes.

Keane, a former All-Pro safety for the Baltimore Colts in 1953, holds the Colt record with 11 interceptions that season. He had swiped 10 passes in 1952. He also averaged 42.8 yards punting and he held the ball for Bert Rechichar's 56-yard field

goal that stood as an NFL record for 17 years.

He was a freshman quarterback and tailback for unbeaten Ohio State in 1944, and after a 20-month stint as a seaman in the South Pacific, Keane played at West Virginia. He skipped his senior year to be drafted by Los Angeles (1948-51), then was traded to the short-lived Dallas Texans (1952) and went to Baltimore (1953-54) in the franchise move.

Keane played with the Chicago Cardinals (1955) and his career ended with a knee injury suffered while tackling Tank Younger in a 1956 preseason game. He coached with the Cardinals (1957) and the Calgary Stampeders (1960) of the Canadian Football League.

In 1961 he became head coach of the Wheeling Ironmen of the United Football League, and after winning two championships, he moved to Pittsburgh (1965) as an assistant.

He and his wife Mary (married 7-5-52) live in Miami and have two daughters, Candi and Mary, and two sons, Tom and Tim.



JOHN SANDUSKY

Offensive Line, Running Game

22nd Season, 5th with Dolphins

Born Dec. 28, 1925

John Sandusky has poured his wealth of coaching expertise into a top-priority assignment of restructuring the Dolphin offensive line in 1980.

His teaching patience and thoroughness are not diminished in 28 years in the NFL including 21 years of coaching — five more than any other Miami assistant.

With vacancies at both tackle positions, Sandusky has developed young blocking giants Eric Laakso, Jon Giesler and Cleveland Green. Altogether, as many as eight players acquired since 1978 (including tight ends) could figure in the Dolphins' 1980 blocking wall. Miami topped the NFL in rushing in the 1970s, and Sandusky directed the line charge for the last half of the decade.

Sandusky, 54, has the unique distinction of having served in four different capacities in the old College All-Star Game in Chicago. He played with the All-Stars (1950) and coached them (offensive line, 1958); he played with the NFL champions (Cleveland, 1951 and 1955) and coached them (Baltimore offensive line, 1969, and defensive line, 1971).

He was offensive line coach under Don Shula for seven years (1963-69) with Baltimore. In fact, Shula tried to bring Sandusky to Miami in 1970 but the Colts' coaching staff was restricted. Sandusky stayed with the Colts to coach the defensive line (1970-72) with a Super Bowl V victory under Don McCafferty.

Sandusky's first NFL assignment had been the Colts' defensive line (1959-62) under Weeb Ewbank, so he has spent seven years on defense and 14 years on offense.

When McCafferty was fired after a 1-4 start in 1972, Sandusky was elevated to head coach. He posted a 4-5 record including two losses to the unbeaten Dolphins. Sandusky next

spent three years (1973-75) with the Philadelphia Eagles' offensive line.

That was a homecoming for the former All-American tackle from Villanova. He went both ways at tackle for Cleveland (1950-55) when the Browns played in six consecutive NFL championship games, winning three titles, and spent one year with Green Bay (1956). He began his coaching career as a Villanova assistant (1957-58).

He and his wife Ruth (married 3-31-51) live in Cooper City with three sons and a daughter — John (1-4-52), James (6-21-53), Ruth (10-5-55) and Gerry (9-5-61). They have two granddaughters. A son Joey, a 19-year-old sophomore at Tulsa University, died of complications from pneumonia in September 1978.



MIKE SCARRY

**Defensive Line,
Run Defense**

14th Season, 11th with Dolphins

Born Feb. 1, 1920

Mike Scarry has constructed a formidable run defense which put a stranglehold on opposing ballcarriers in 1979 to rank second in the NFL. Miami permitted only 106.4 yards per game on the ground compared to the league-leading 105.8-yard figure for Denver, and nine Dolphin foes failed to gain 100 yards rushing.

Scarry, 60, has molded Miami's defensive line for the last 10 years in a remarkable 31-year coaching career spanning five decades. While the Dolphins have sacked quarterbacks 77 times in the last two years, they have allowed either none or one touchdown in 18 of 32 regular-season games.

The Dolphins led the NFL with 14 shutouts during the 1970s.


Scarry was elected to the NAIA Hall of Fame in 1964 in recognition of his playing days as a center and linebacker at Waynesburg (Pa.) College. He played in the first game ever televised, Waynesburg vs. Fordham in New York, 1939. After two years in the Army, "Moe" was center for the Cleveland Rams (1944-45) in the old All-American Conference.

He began an 18-year college coaching career at Western Reserve (1948-49) and moved to Santa Clara (1950-52), Loras (1953), Washington State (1954-55) and Cincinnati (1956-62) before becoming head coach at Waynesburg (1963-65). His Yellow Jackets posted a record of 17-8-1 including two West Penn Conference titles, and he recruited and developed the Waynesburg squad which went unbeaten and won the NAIA championship in 1966.

In 1969 he was named to the Waynesburg College Hall of Fame for both football and basketball.

Scarry moved into the pro ranks with the Washington Redskins (1966-68) under Otto Graham and he spent the 1969 season as a scout for San Francisco.

He and his wife Elizabeth (married 1-27-43) live in Miami and have eight children, five boys and three girls — Sally Beth, Mike, Patricia, Tom, Maggie, John, Jim and Dennis — and one grandson.



CARL TASEFF

**Offensive Backs,
Special Teams**

14th Season, 11th with Dolphins

Born Sept. 28, 1928

Carl Taseff, whose Dolphin running backs led the NFL in rushing in the 1970s, has developed a versatile offensive backfield in helping the Dolphins reach the playoffs in 1978 and 1979.

Taseff's runners have become more involved in the passing game, piling up 87 and 101 receptions in the past two seasons whereas the backfield averaged 53 catches over the previous eight years. Taseff has coached nine different running backs who have gained more than 500 yards in a season, and his guidance of 1979 draftees Tony Nathan and Steve Howell will be important in sustaining a balanced attack.

Taseff, 52, scouted Dolphin opponents for three years (1970-72) in addition to his coaching duties. Prior to joining Coach Don Shula's staff he worked for the CEPO scouting combine in 1968 and 1969.

He had played nine years (1953-61) as left cornerback for the Baltimore Colts, and Taseff set Colts records with a 90-yard punt return for a touchdown Oct. 14, 1956 against Green Bay (four returns for 148 yards). He holds an NFL record with a 99-yard return of a Walt Michaels field-goal attempt Dec. 12, 1959 against Los Angeles. Still on the books are his Baltimore career records of 112 punt returns for 826 yards, and he never fumbled a punt.

Taseff starred as a running back at John Carroll University in his native Cleveland and he scored 22 touchdowns in 1950. He and Don Shula played in the same backfield for Coach Herb Elsie, and they were roommates with the Cleveland Browns (1951-52) and Colts (1953-56).

He concluded his pro career in 1962 with Buffalo of the American Football League, and after a year in the Insurance field, he became a defensive coach with the AFL Boston Patriots (1964) and the NFL Detroit Lions (1965-66).

He and his wife Lucille (married 11-18-78) live in Pembroke Pines. Taseff has two daughters, Cynthia Sue 24 and Susan 20, by a previous marriage.



BILL DAVIS

**Dir. of Pro Personnel,
Administrative Assistant**

5th Season, 2nd with Dolphins

Born July 21, 1938

Bill Davis, a skillful administrator and coach, has a well-trained eye for football analysis in his multi-faceted role as Director of Pro Personnel. He joined the Dolphins in February

1979 with 15 years of college and pro coaching experience.


As administrative assistant to Coach Don Shula, Davis handles the negotiation of all player contracts, scouting reports on Dolphin opponents and analysis of NFL talent in waiver and trade procedures.

Davis, 42, who succeeded George Young, had spent three seasons (1976-78) assisting Coach Dick Vermeil in rebuilding the Philadelphia Eagles. He began as linebacker coach in 1976 and was promoted to Vermeil's top aide in 1977 while also coaching the tight ends and special teams.

His nine-year college coaching background included three seasons (1973-75) as offensive backfield coach at Michigan State and five seasons (1968-72) as head coach at Adrian College in Michigan. Davis' teams had three consecutive co-championships in the Michigan Intercollegiate Athletic Association for the school's first winning season since 1949 and first MIAA title since 1911.

Davis, a Little All-American quarterback in 1960 at Mount Union College in Alliance, Ohio, put together an 18-8-1 record in three years at Austintown-Fitch High in Youngstown, Ohio. He was an assistant coach at Westminster (Pa.) College in 1967 where he earned his master's in education.

He and his wife Joanne (married 6-8-63) have three children — Diane (4-21-64), Billy (11-5-65) and Bret (1-4-68).



CHUCK CONNOR

Director of Player Personnel

3rd Season with Dolphins

Born July 7, 1937

Chuck Connor has developed a reputation as a shrewd judge of talent while supervising three Dolphin drafts as Director of Player Personnel since 1978. Seventeen players from the 1978 and 1979 drafts made the 45-man roster last season.

Even with the youth movement, the Dolphins qualified for the playoffs in 1978 and 1979, and for the first month of the 1979 season, there were 11 rookie draftees on the Miami roster — an all-time Dolphin record.

Of the 30 players drafted in 1978-79 by Connor, 24 were on 1980 NFL preseason rosters (17 in Miami).

Connor, 43, succeeded Bobby Beathard in February 1978 after serving as the Southeast regional scout for the BLESTO combine, which provides college player evaluations for nine NFL teams including the Dolphins.

Connor had worked three seasons (1975-77) for BLESTO and was promoted to one of their four regional scout positions in 1977.

He was a two-way end at the University of Cincinnati (1955-59) before he began a 15-year coaching career at Montour High near Pittsburgh. Connor was head coach for eight of those 15 years, and his 1967 team was undefeated. He taught at Montour in 1974 while also coaching the defensive secondary at Carnegie-Mellon University.

Connor had done player evaluations from films for the

Pittsburgh Steelers while at Montour, and in 1975, he moved his family from McKees Rock, Pa., to Stone Mountain, Ga., near Atlanta to work for BLESTO.

He and his wife Dorothy (married 6-27-59) have four children — Chuck (4-23-60), Mike (1-16-65), Karen (6-20-66) and Scott (7-29-76).



STEVE CROSBY

Asst. Dir. of Player Personnel and Asst. Coach, Special Teams

4th Season with Dolphins

Born July 3, 1950

Steve Crosby did an exceptional job supervising the Dolphins' special teams in 1979 when he added coaching responsibilities to his valuable work in college scouting.

With Crosby's direction, the Dolphins led the NFL in punt coverage (5.2-yard return average), ranked fourth in kickoff returns (22.5-yard average) and second in punt returns (9.9-yard average).

Crosby, whose career as a New York Giants running back was shortened by injuries, has been scouting for the Dolphins since 1977 as the top assistant to Chuck Connor.

Crosby, 30, was a 17th-round draft choice when the Giants picked him in 1974. He appeared in 15 games in three injury-plagued seasons (1974-76) under Bill Arnsparger, and as a rookie, he gained 55 yards on 14 carries and quick-kicked once for 60 yards.

He had gained 1,891 yards in two seasons at Fort Hays College in his native Kansas. Crosby played eight-man football in his hometown Pawnee Rock.

He and his wife Ellen (married 6-27-69) and their son Bradley (10-19-70) live in Plantation, Fl.



BOB LUNDY

Trainer

14th Season with Dolphins

Born March 28, 1936

Bob Lundy, the original trainer of the Dolphins, has treated injured players for 13 seasons with his assortment of bandages and braces. He also organized a successful offseason conditioning program in 1980 which strengthened a dozen of the Dolphins' younger players.

Lundy's skill in helping players overcome bumps and bruises was apparent in 1979 when only three Dolphins were placed on injured reserve during the 16-game season.

Lundy, 44, was honored for his treating the wounded when Dolphins presented him with a game ball after clinching a fourth consecutive AFC East championship in 1974. It may be the only time an NFL trainer has been honored that way.

He came to Miami with the formation of the franchise and has worked every season except 1973 when he sold real estate. He graduated from Boston University in 1958 and was the assistant trainer at Indiana University while in graduate school. He became the head trainer at Detroit University (1960-63) while also serving as assistant trainer of the NFL's Detroit Lions, and in 1964, he became a full time assistant with the Lions.

He and his wife Alice (married 6-2-62) live in Miami with their three sons Bobby (3-30-63), Billy (6-30-66) and David (1-30-70).



JUNIOR WADE

Assistant Trainer

6th Season with Dolphins

Born Feb. 2, 1947

Junior Wade provides more than medical treatment in his role as assistant trainer of the Dolphins. He boosts the morale of injured players by going through the same regimen of running and weightlifting involved in rehabilitation, and this relieves the monotony of conditioning work.

Wade, 33, came to the Dolphins in 1975 after coaching Davidson College to its best baseball record (21-15) in history. Wade's team owned a victory over 1975 College World Series runnerup South Carolina.

He had worked in the Dolphins' preseason camps of 1973 and 1974 while he served as assistant trainer at Davidson. He was promoted to head baseball coach in 1975.

Wade was a three-year baseball letterman at South Carolina State. After earning a master's degree in education, he became trainer and guidance counselor at Fayetteville State in North Carolina.

He and his wife Constance (married 12-30-70) live in Hialeah with their son Aaron (2-25-72).



DAN DOWE

Equipment Manager

15th Season with Dolphins

Born Sept. 16, 1924

Dan Dowe has been fitting uniforms, customizing helmets and packing trunks of equipment for the Dolphins since the team's inception in 1966. He started as the assistant equipment manager and was promoted to equipment manager in 1969.

His locker-room pranks are legend among Dolphin veterans and a rude awakening among rookies. But it is beloved mischief, and fans and players turned out for a roast of Dowe during the 1978 season with Larry Csonka flying to Fort Lauderdale from New York to pay tribute.

Dowe, 56, is a native of Brighton, Mass. He served 4½ years aboard the destroyer USS Forest in World War II, and the ship was hit by a kamikaze plane. As a civilian he worked in industrial electronics in Boston and then as a police officer in Bal Harbour, a Miami Beach suburb.

He and his wife Virginia (married 6-8-57) live in Hollywood Hills with their son Darin (9-14-69).



MILT DAVIS

College Area Scout

3rd Season with Dolphins

Born May 31, 1929

Milt Davis, an educator as well as a talent scout, has been eyeing college athletes in a 14-state West region since 1967. He scouted for the Baltimore Colts from 1967 to 1976 and in 1977 for Los Angeles. He joined the Dolphins in 1978.

Davis, who has received his doctorate in administrative education from UCLA, is a counselor and biology professor at Los Angeles City College. He earned an M.A. in zoology from UCLA and is an avid bird-watcher.

Davis played four seasons (1957-60) with the Colts and twice tied for the NFL lead in interceptions, including 10 as a rookie. The Colts defeated the New York Giants twice in title games (1958 and 1959) with Davis at right cornerback, and he had 27 career interceptions.

He and his wife Yvonne live in Los Angeles with daughter Allison (2-19-59) and twins Brian and Hilary (5-21-62).



ELBERT DUBENION

College Area Scout

2nd Season with Dolphins

Born Feb. 16, 1935

Elbert Dubenion, an American Football League original with the Buffalo Bills in 1960, joined the Dolphins' scouting staff in June 1979. His basic responsibility has been the northern tier of states including the Big Ten and the Big Eight.

Dubenion, nicknamed "Golden Wheels" as a swift flanker in a nine-year career with Buffalo, retired during the 1968 season and devoted the next 10 years to scouting for the Bills.

He possesses Buffalo career receiving records with 296 receptions, 5,304 yards and 35 touchdowns. He also set marks with receptions in 42 consecutive games and TDs in five straight games. In 1964 he grabbed 42 passes for 1,139 yards and 10 touchdowns with quarterback Jack Kemp, and the Bills captured the AFL title.

He was a star halfback at Bluffton College in Ohio, scoring 53 career touchdowns.

He and his wife Marilyn (married 6-8-59) live in Westerville, Ohio, near Columbus, with their four daughters — Debbie (3-1-61), Carol (1-8-63), Susan (10-8-65) and Lisa (2-16-67).

NFL PUBLICITY CONTACTS

American Conference

Baltimore	Jim Husbands	(301) 356-9600
Buffalo	Budd Thalman	(716) 648-1800
Cincinnati	Al Heim	(513) 621-3550
Cleveland	Nate Wallace	(216) 696-5555
Denver	George McFadden	(303) 623-8778
Houston	Mike McClure	(713) 797-9111
Kansas City	Bob Sprenger	(816) 924-9300
Miami	Bob Kearney	(305) 379-1855
New England	Tom Hoffman	(617) 543-7911
New York Jets	Frank Ramos	(212) 421-6600
Oakland	John Herrera	(415) 562-5900
Pittsburgh	Joe Gordon	(412) 323-1200
San Diego	Rick Smith	(714) 280-2111
Tampa Bay	Bob Best	(813) 870-2700

National Conference

Atlanta	Charlie Dayton	(404) 588-1111
Chicago	Ted Haracz	(312) 295-6600
Dallas	Doug Todd	(214) 369-8000
Detroit	Don Kremer	(313) 335-4131
Green Bay	Lee Rempel	(414) 494-2351
Los Angeles	Jerry Wilcox	(714) 535-7267
Minnesota	Merrill Swanson	(612) 920-4805
New Orleans	Jerry Wynn	(504) 587-3034
New York Giants	Ed Croke	(212) 935-8111
Philadelphia	Jim Gallagher	(215) 463-2500
St. Louis	Bing Devine	(314) 421-0777
San Francisco	George Heddleston	(415) 365-3420
Seattle	Don Andersen	(206) 827-9777
Washington	Joe Blair	(703) 471-9100

Other Publicity Contacts

NFL Office	Joe Browne	(212) 758-1500
AFC Information	Fran Connors	(212) 758-1500
NFC Information	Dick Maxwell	(212) 758-1500
Elias Sports Bureau	Seymour Siwoff	(212) 869-1530
Management Council	Rusty Martin	(212) 832-2260
Players' Association	Frank Woschitz	(202) 833-3335
ABC-TV Sports	Irv Brodsky	(212) 887-6397
CBS-TV Sports	Bill Brendle	(212) 975-4521
NBC-TV Sports	Michael Cohen	(212) 664-2121
Hall of Fame	Don Smith	(216) 456-8207

New York Jets QB Richard Todd on rivalry with fellow alum Bob Baumhower:

During a timeout once, I looked over at him and said something about his nose. My nose is probably bigger than his nose, but I said, 'Hey, Big Nose.' And our center, Joe Fields, turned around and said to me, 'Shut up, I'm having enough trouble with that guy. Leave him alone. Don't get him mad.' I told Joe, 'Aw, Baumhower doesn't get mad.'



'80 Prospects

By **BOB KEARNEY**
Public Relations Director

Only a few years ago, most of the Miami Dolphins could wear a Super Bowl ring on both hands. Now, the Super Bowl jeweler makes his living in Pittsburgh.

The Dolphins have won or shared first place in the AFC East eight times in the last 10 years and are determined to broaden their domain in 1980. It is unacceptable to Coach Don Shula to field arguably one of the five best teams in the National Football League.

"We have to rebuild the offensive line, that's our No. 1 objective," Shula says. "Defensively, we've turned it around with only two starters remaining from the Super Bowl years. Our defense, especially early in 1979, showed promise of being a championship defense.

"The big disappointment," Shula says, "was the manner in which we lost the playoff game (34-14) at Pittsburgh. In a game that meant so much, we played so poorly.

"Otherwise I felt that our football team was coming along and was ready to compete for the Super Bowl."

In capturing their first outright AFC East crown since 1974, the Dolphins displayed offensive power by scoring 24 or more points in each of the last five games. The New Names Defense, which has ranked second or third in AFC scoring defense for three consecutive years, led the NFL in allowing the fewest touchdowns (26).

Shula, 50, has molded a 17-year record of 185-70-5 and his teams have had five unbeaten streaks of 10 or more games. Shula's career winning percentage of .721 is best among the NFL's 10 winningest coaches of all-time, better than Halas (.674), Grant (.651), Lambeau (.626) and Landry (.617).

Shula's 112-44-1 record in 10 seasons gave the Dolphins the AFC's best record of the 1970s.

Analyzing the Dolphins by positions:

QUARTERBACKS — In a year when Bob Griese could become the 14th member of the NFL's elite 25,000-yard passing club, he will battle for a starting position. The 35-year-old tactical master will be challenged by strong-armed Don Strock, who started twice in 1979 when Griese was healthy.


"Quarterback should be wide-open going into training camp," Shula says. "This is the first time Griese is coming off a sub-par year by his standards, and Strock deserves a chance to compete for the job."

Griese shook a slump in 1979 by guiding three straight victories that clinched the AFC East title, and in that spurt, he completed 34 of 49 passes (69.4 percent) for 458 yards, five touchdowns and only one interception. He has 99 career victories including four wins coming off the bench. Seven of his 99 wins have come in the playoffs.

Strock, who will be 30 in late November, never failed to move the offense in six quarterbacking stints in 1979. Top productions were a 20-point fourth quarter against Minnesota and a 28-point second half against Chicago in early-season triumphs. In fact, Strock played the equivalent of 3½ games and produced 109 points — 31.1 points per game.

No. 3 quarterback Guy Benjamin, a consensus All-America at Stanford in 1977, enters his third season. Eighth-round draftee Dave Woodley of Louisiana State was a bright spot in Dolphin rookie camp.

RUNNING BACKS — Linked to the restructuring of the offensive line is the revival of the Dolphin running game, which



Earnest Rhone intercepts in win over Colts.

slipped to a 1970s low of 132.7 yards per game in 1979.

But the Dolphins are stocked with proven backfield performers with the pass-catching skills that lend versatility to the offense. Halfback Delvin Williams can vault into the Top 20 all-time rushers if he returns to his 1,000-yard form of 1978, as Shula anticipates. Williams gained 703 yards last season and missed two games with cracked ribs. Backup Gary Davis had 34 pass receptions on top of his 383 yards rushing.

Fullback Larry Csonka, the one-man demolition crew, led the Dolphins with 837 yards and 13 touchdowns in his comeback. He stayed No. 3 on the all-time list with 8,081 yards, and he could surpass Joe Perry (8,378) and Jim Taylor (8,597) with an encore. The 33-year-old Csonka owns Dolphin records of 6,737 yards rushing and 57 touchdowns, and this will be his ninth season in Miami and 12th in the NFL.

Two 1979 rookies, halfback Tony Nathan and fullback Steve Howell, could leap into the picture in 1980. Nathan exhibited flashes of great potential: a game-winning TD catch at Baltimore, a record 86-yard punt return against Buffalo. Howell performed well on special teams while awaiting his opportunity in the backfield.

OFFENSIVE LINE — Measuring the personnel changes by years of NFL duty, the Dolphins could open up with 21 years of experience for the five starters in the offensive line versus 48 years of experience in 1979. This youth brigade will be challenged to maintain a Dolphin running game that led the NFL in the 1970s by averaging 2,372 yards per season.

The guards represent 17 of those 21 years in the trenches. Bob Kuechenberg, a four-time Pro Bowl selection, returns to left guard after toiling half of 1978 and all of 1979 at tackle. Ed Newman, stationed at left guard for 35 of his 42 career starts, will move to the right side where former All-Pro Larry Little has been a fixture for 1½ years.

"If Little can get himself into good shape," Shula says, "he can be useful to us as both a guard and a tackle. He has experience and know-how, plus leadership ability.

"With (tackle) Mike Current retiring and (center) Jim Langer

indicating he won't return, that takes two proven veterans out of the lineup," Shula adds, "and Langer was recognized as possibly the all-time greatest center."

"We're going to give the young people an opportunity to do the job at tackle. They've all worked long and hard in our offseason weight-training program."

The 1979 first-round draftee Jon Giesler at left tackle and third-year pro Eric Laakso at right tackle will be pressed by Cleveland Green, an outstanding free-agent acquisition in 1978. Jeff Toews, a No. 2 pick behind Giesler, will provide depth at guard.

A knee injury to Langer thrust Mark Dennard into the center position for eight starts including the 1978 playoff at Pittsburgh, and the rookie made steady progress. But newcomer Dwight Stephenson, a second-round draftee from Alabama, could mount an immediate threat to Dennard.

RECEIVERS — One of pro football's deadliest big-play duos, Nat Moore and Durliel Harris, can disrupt any defense and dismantle some.

Moore, the Dolphins' leader in receptions for six consecutive years, tops the NFL in touchdown catches (28) in the three seasons he has worked in tandem with Harris. Moore has established club career records of 258 receptions, 4,186 yards and 38 TD catches. Last season he had a career-high 840 yards on 48 catches.

At split end, Harris established a Dolphin record with 10 catches for 180 yards against Green Bay in 1979 and had three other 100-yard games. He sports a career average of 17 yards per catch after grabbing 42 passes for 798 yards (19.0 average) last season.

Jimmy Cefalo has performed capably in two seasons, counting six touchdowns among his 18 receptions. Two draftees, Elmer Bailey of Minnesota and Eugene Byrd of Michigan State, could add quality and depth to the receiving corps.

Shula anticipates "an interesting battle" at tight end with "more depth and ability than we've had there in a long time." Bruce Hardy moved into the starting slot in 1978 when Andre Tillman fractured the femur of his right leg, and Hardy produced 386 yards on 30 receptions. A 1979 rookie Ronnie Lee, a strong blocker, could mount a serious bid. Tillman, a four-year regular, faced a slow and difficult rehabilitation.

Matt's passing game averaged a team-record 172.7 yards per game in 1979.

DEFENSIVE LINE — Durability and consistency have become successful traits of a Dolphin defensive line which helped limit nine opponents under 100 yards rushing in 1979 and ranked second in the NFL in run defense.

Nose tackle Bob Baumhower became a Pro Bowl starter after his third year of Dolphin-record tackles (31, 144 and 146). Baumhower extended his streak to 48 consecutive starts, and he had more quarterback sacks (6½) than his first two years combined.

Left end Vern Den Herder, 31, who has missed only three games in 142 since becoming a Dolphin, collected a team-leading nine quarterback sacks and was named MVP by his teammates. He earned a game ball with four QB sacks in a shutout of Baltimore.

Doug Betters, blossoming in his second year, claimed the starting job at right end in September when A. J. Duhe was injured, and Betters never relinquished it. The 6-foot-7 Betters tallied eight quarterback sacks. Duhe, however, will be a force

as he has shown great potential since earning 1977 NFL Defensive Rookie of the Year honors.

Veteran tackle Carl Barisich, 29, has been a solid reserve for three seasons. Seven rookies will be vying for jobs in the defensive line with third-round draftee Bill Barnett of Nebraska the top contender.

LINEBACKERS — The key to Dolphins' swarming 3-4 defense has been a mobile and aggressive set of linebackers.

On the left side, Kim Bokamper became the Dolphins' first Pro Bowl linebacker in seven years. His versatility as a down lineman in passing situations has resulted in 14 quarterback sacks in the past two seasons. Bokamper's counterpart on the right side, Larry Gordon, has All-Pro potential with a reputation as a quick-hitting defender. Gordon and Bokamper formed a first-round quiniela in 1976; Gordon has topped 100 tackles each season and missed only one start in 62 games.

Inside linebacker Rusty Chambers, the team's leading tackler for a second time with 178 stops, epitomizes the robust and disciplined style of Dolphin defense. Chambers has operated alongside Steve Towle the last two seasons, but five-year veteran Towle has requested a trade. Towle holds the Dolphin career record of 765 tackles. If he stays, Towle will be challenged by veteran Ralph Ortega, who played on special teams the last eight games of 1979 after recovering from knee surgery.

The supporting cast includes 35-year-old Bob Matheson, who could play in his 200th NFL game in 1980. He still runs the 40-yard dash in 4.9 seconds. Earnest Rhone will be a valuable substitution on passing downs and could bid for an inside starting job, and 1979 rookie Mel Land should have greater awareness.

DEFENSIVE BACKS — If the Dolphins can develop experienced depth in the secondary, Miami should remain among the NFL's most respected defenses.

Strong safety Tim Foley, a forceful leader, achieved Pro Bowl status in his ninth season and contributed a career-high 112 tackles. Foley and left end Den Herder are the only defensive starters from the 1972 and 1973 Super Bowl champions.

Foley's coming off a great year," Shula says, "and we've got to work to tighten up our secondary. It hurt us in 1979 when we lost Glenn Blackwood (knee injury) because he made a big contribution as our fifth defensive back."

Free safety Neal Colzie, who intercepted five passes after being traded to Miami from Oakland, will be competing with second-year men Don Bessillieu and Blackwood. Another 1979 rookie, Mike Kozlowski, will switch from free to strong safety.

The Dolphins sought help at the corners by drafting Don McNeal of Alabama in the first round to challenge Norris Thomas and Gerald Small, a tandem for two seasons. It will take a real talent to dislodge either Thomas, a fierce hitter who has broken up 37 passes in three years as a starter, or Small, a big-play speedster who averages 25.7 yards on nine career interceptions.

Altogether, there will be 16 defensive backs competing for maybe eight jobs.

KICKERS — Rookie placekicker Uwe von Schamann silenced those who criticized Shula for waiving Garo Yepremian in 1979 when the newcomer hit 21 of 29 field-goal attempts including a streak of 10. Left-footed punter George Roberts has averaged 40.3 and 40.2 yards in two seasons of solid performances.

1980 MIAMI DOLPHINS TRAINING CAMP DEPTH CHART

WR	89 Nat Moore	LG	67 Bob Kuechenberg	C	63 Mark Dannard	RG	64 Ed Newman	RT	68 Eric Laakso	TE	84 Bruce Hardy	WR	82 Duriel Harris
	81 Jimmy Cafalo		60 Jeff Toews		57 Dwight Stephenson		66 Larry Little		61 Cleveland Green		86 Ronnie Lee		83 Eugene Byrd (D6)
88 Elmer Bailey (D4)		RB	62 Don Sewell (FA)	OB	94 David Neal (FA)	(D10a)	65 Doug Lantz	(D10a)	61 Mike Good (FA)	FB	87 Andre Tillman	80 Joe Pass (D7)	21 Floyd Wells (FA)
			24 Delvin Williams		12 Bob Griese		97 Mike Good (FA)		39 Larry Csonka		81 Mark Clifford		
LT	79 Jon Giesler	27 Gary Davis	22 Tony Nathan	35 Nick Giaguinto (FA)	16 Dave Woodley (D8b)	34 Joe Gasper (FA)	29 Wes Alstatt (FA)	33 Chuck Hunter (FA)	36 Steve Howell	38 Bob Torrey	31 Mark Clifford	(FA)	
	71 Mark Goodspeed (D9)												
LLB	58 Kim Bokamper	LILB	56 Steve Towle	SS	25 Tim Foley	53 Bob Matheson	59 Ben Long (Ortub)	92 Steve Shull (FA)	51 Rusty Chambers	RE	75 Doug Betters	RLB	50 Larry Gordon
	52 Mel Land		54 Ralph Ortega		37 Mike Kozlowski						77 A.J. Duhe		55 Ernest Rhone
LCB	41 Norris Thomas	NT	73 Bob Baumhower	33 Rick Jaffe (FA)	74 James Jackson (FA)	93 Rick Jaffe (FA)	20 Neal Colzie	46 Don Bestilleu	47 Glenn Blackwood	RCB	48 Gerald Small	43 Ed Taylor (D8a)	62 Ron Taylor (FA)
	28 Don McNeal		78 Alfred Wring (FA)								45 Ed Taylor		
99 Dennis McCollins (FA)		LE	93 Vern Den Herder	98 Eddie Jackson (FA)	98 Eddie Jackson (FA)		13 Johnny Stoutamire (FA)	14 Jay Megna (FA)					
			76 Bill Barnett (D3)										



Player Profiles



CARL BARISICH

Defensive Tackle

78

6-4, 255

3rd Year

Born July 12, 1951

Princeton

(Trade, 1977)

He has provided reliable support in the Dolphin defensive line while overcoming injuries twice in three seasons in Miami. . . a battler with good pass-rush quickness, he has fortified the run defense while working relief stints for All-Pro tackle Bob Baumhower. . . he has played with Cleveland, Seattle and Miami for 87 games (31 with Dolphins) and is the only current NFL defensive lineman from the seven-school Ivy League and the only Princeton graduate in the NFL. . . Dolphins traded 11th-round draft pick to Seattle for the original Seahawk July 20, 1977, but torn ligaments in right knee sidelined him three months later in game against Seattle. . . he participated in 24 tackles in 1978 and 31 tackles in 1979, and he has three quarterback sacks for the Dolphins. . . he severely sprained his right ankle in eighth game of 1979 and spent five weeks on injured reserve. . . he also was hospitalized with phlebitis in September 1977. . . second-round draftee of Cleveland, 281st player in 1973. . . Seahawks picked him in 1976 expansion draft, and he started six games at tackle and collected 5½ QB sacks. . . his three-year stint with Cleveland was spent as swing tackle behind former All-Pro tackles Jerry Sherk and Walter Johnson, and he started three games at left end in 1975. . . he wore No. 74 for Browns and Seahawks.

COLLEGE, PERSONAL: He earned All-East honors at Princeton and played the final North-South Shrine game in Miami. . . All-Ivy League track with school records of 56-1 in shot put and 168-4 in discus. . . full name Carl John, born July 12, 1951 in Jersey City, N.J., and starred at Bergen Catholic in Oradell, N.J. . . he and wife Donna (married 6-15-73) live in Medina, Ohio, with their son Adam (2-28-77). . . his wife and son escaped injury in 1979 auto accident but Barisich mangled his left hand beneath overturned car. . . B.S. in civil engineering, he does financial analysis and special projects for optical division of General in Cleveland.



BOB BAUMHOWER

Defensive Tackle

73

6-5, 280

4th Year

Born Aug. 4, 1955

Alabama

(D2, 1977)

A barricade against the run and a quick pursuer, he has anchored the Dolphin defensive line with All-Pro talent. . . Alabama strongman has started 48 consecutive games in three seasons and consistently broken the Dolphin record for tackles by a lineman with totals of 131, 144 and 146. . . he collected 6½ quarterback sacks in 1979 and was voted to starting position in Pro Bowl — an honor given only one other Dolphin lineman, right end Bill Stanfill (1971-74). . . Sporting News and Inside Football Report named him All-AFC, and he was All-NFL second team by Associated Press. . . he had 10 initial hits and three sacks in key 1979 victory over New England and 15 tackles when Dolphin defense held Houston without a touchdown. . . he picked up Cincinnati fumble and

rounded 13 yards for TD Oct. 9, 1978 for first score by Dolphin lineman since 1969. . . Coach Don Shula cites "great leg strength unusual for most rangy players" in Baumhower's ability to hold his ground at nose tackle despite double-team blocking. . . NFL All-Rookie honors in 1977, he shared Football Digest's NFL Defensive Rookie of Year award with teammate A.J. Duhe. . . finest game as rookie saw him collect 19 tackles, two QB sacks and a fumble recovery at Cincinnati. . . he underwent surgery in June 1978 for damaged cartilage in left knee, missed almost all of 1978 training camp and finally had cyst removed from knee in January 1979. . . second-round draftee, 40th player in 1977.

COLLEGE, PERSONAL: He was All-Southeastern Conference tackle twice at Alabama and he accumulated 246 stops as a three-year regular including 28 tackles for losses totalling 135 yards. . . he and New York Jets quarterback Richard Todd were 1975 teammates on Alabama team which topped Penn State, 13-6, in Sugar Bowl, and Baumhower impressed Dolphin coaches at Senior Bowl. . . full name Robert Glenn, born Aug. 4, 1955 in Portsmouth, Va., he played at Palm Beach Gardens High before transferring to Tuscaloosa, Ala., as senior. . . broadcasting major. . . he wears largest shoe among Dolphins, size 15. . . he opened Bachelors Three restaurant in Fort Lauderdale with Todd and Joe Namath as partners in March 1979. . . he shares condominium with Todd during offseason. . . he had lion cub Oscar for a pet for four months until April 1979 when he gave animal to Lion Country Safari in West Palm Beach. . . bachelor enjoys boating on his 26-foot Thunderbird Formula.

BAUMHOWER'S STATISTICS

	G-S	Tack.	Asst.	Total	Opp. Fum.	QB Sack
1977	14-14	75	56	131	3	4
1978	16-16	96	48	144	2	1½
1979	16-16	90	56	146	1	6½
TOTALS	46-46	261	160	421	6	12
Playoffs	2-2	12	5	17	0	0

Additional — Interception, no return, 10-15-78 at San Diego. Blocked FG 1977. Touchdown — Returned Fumble 13 yards, 10-9-78 vs. Cincinnati.



GUY BENJAMIN

Quarterback

7

6-3½, 208

3rd Year

Born June 27, 1955

Stanford

(D2, 1978)

A bonafide contender for Dolphin quarterback chores, the former All-American passer from Stanford has a good grasp of the offensive scheme after a two-year apprenticeship. . . he directed a 79-yard touchdown drive against New York Jets in his first NFL series of plays, completing 5 of 6 passes with 43-yard heave to Jimmy Cefalo and 10-yard scoring strike to Ward McCreary. . . "He has a lot of polish," Coach Don Shula says. "He has Griese's quiet leadership-type ability." . . brief stints in seven games have netted 9 completions in 12 attempts (75 percent). . . in preseason exercises in 1978 and 1979, he has completed 37 of 64 passes (57.8 percent) for 371 yards and three TDs, and he hit 8 consecutive passes in 1978 victory at New Orleans and winning seven-yard TD to Cefalo in 1979 triumph over Saints. . . he underwent an appendectomy Aug. 25, 1979 and was placed on injured reserve for four games. . . he took only 31 snaps from center in 1979, and Dolphins were ahead by 20, 19 and 25 points in three of his four appearances. . . second-round draftee, 51st player in

1978, he was third QB drafted behind Grambling's Doug Williams and Pittsburgh's Matt Cavanaugh.

COLLEGE, PERSONAL: All-American honors from United Press International and Football Writers, he established Stanford career completion record of 60.6 percent by hitting 511 of 844 passes ... as senior, he completed 63.1 percent (208 of 330) with 19 TDs, and he led nation with 2,790 yards ... he also connected on 23 of 36 passes for 289 yards and three TDs in 24-14 triumph over Louisiana State in Sun Bowl ... his 48 TDs were only four short of Jim Plunkett's school record ... he passed for 346 yards (310 in second half) and three TDs to James Lofton in 1977 loss to Washington ... Academic All-American with A.B. in political science ... he earned Wiseman Trophy given by Victoria Station, and in 1980 he was management trainee for restaurant chain's South Miami location ... full name Guy Emory, born June 27, 1955 in Hollywood, Ca., he starred at James Monroe High in Sepulveda, Ca. ... he and wife Kimberly (married 4-21-79) live in Miami Lakes.

BENJAMIN'S STATISTICS

	G-S	Att.	Comp.	Yds.	Pct.	TD	Int.	Long	Tkld.
1978	3-0	8	6	91	75.0	1	1	43	0/0
1979	4-0	4	3	28	75.0	0	0	17	1/10
TOTALS	7-0	12	9	119	75.0	1	1	43	1/10

Playoffs (Did Not Play in 1978 or 1979)

Additional — Rushing: 1-(-2) in 1978.



DON BESSILLIEU

Safety

46

6-1, 200

2nd Year

Born May 4, 1956

Georgia Tech

(D5, 1979)

A punishing tackler on special teams as a rookie, he will seek a promotion in the Dolphin secondary with a switch to free safety ... he collected 35 tackles including 23 initial hits, and his recovery of a bouncing football ruled to have hit a punt returner set up Dolphin touchdown in playoff at Pittsburgh ... the '46 Defense' wasn't named after him, but it was his cue as sixth defensive back in Dolphins' prevent defense ... he was assigned to track the ball on punts and kickoffs ... "You've got to be courageous. You've got to be a fool," he described that duty ... 4.6 seconds in 40-yard dash ... he recovered onside kick to preserve victory at Baltimore ... jitters before preseason opener caused him to forget kicking shoe at training camp when he was scheduled for kickoffs ... fifth-round draftee, 134th player in 1979.

COLLEGE, PERSONAL: He earned All-American honors from Sporting News as four-year starter at Georgia Tech ... his interception and fumble recovery led to two touchdowns and MVP honor in East-West Shrine game, and he was voted best defensive back in Senior Bowl ... he piled up 192 tackles including 80 as sophomore, and he had five career interceptions ... he also returned 39 punts for 296 yards, and as freshman placekicker, he converted 22 of 26 PATs and 5 of 8 field-goal attempts ... full name Donald Andrew, born May 4, 1956 in Fort Benning, Ga., he was split end and defensive back at Kendrick High in Columbus, Ga. ... he and his wife Sandra were married Feb. 9, 1980 ... he saved the life of an unconscious woman July 9, 1980 when her car went crashing off an expressway, through two fences, finally sinking in deep lake near 13th green at Miami Lakes Country Club ... he pulled woman through a half-opened window only seconds before car disappeared in the lake ... he then three-putted from five feet for a double bogey.



DOUG BETTERS

Defensive End

75

6-7, 260

3rd Year

Born June 11, 1956

Nevada/Reno

(D6, 1978)

In giant strides commensurate with his 6-foot-7 stature, he seized the starting job at right end for the last 14 games of 1979 ... he collared quarterbacks eight times, forced three fumbles and participated in 74 tackles ... an explosive pass-rusher with great reach, he grew a half-inch and added 10 pounds before his second Dolphin season ... he replaced injured A.J. Duhe in second game and didn't relinquish No. 1 spot until sprained arch slowed him before playoff game ... "It feels a little funny slipping around him (Duhe), but I know I don't want to sit either," Betters says ... tallest defensive lineman in Dolphin history, he wears the jersey once distinguished by tackle Manny Fernandez ... "We struck it rich to get a guy of Betters' size and ability in the sixth round," says Coach Don Shula. "Although he has that great height, he's got good body control" ... as a rookie, he started six games in Duhe's injury absence and he had four QB sacks ... sixth-round draftee, 163rd player in 1978.

COLLEGE, PERSONAL: He collected 10 QB sacks for Nevada/Reno in 1977, led the Wolf Pack (8-3) with 82 tackles, also recovered four fumbles and caused four others ... he played three years as defensive tackle at Montana, then followed defensive coordinator John Smith to Reno for senior year ... born June 11, 1956 in Lincoln, Neb., he was raised in Chicago area and starred in football and basketball at Arlington High ... free-spirited bachelor once lived in his '65 van rather than a college apartment at Montana, and he enjoys backpacking and skiing at his offseason residence in Lake Tahoe, Nev.

BETTERS' STATISTICS

	G-S	Tack.	Asst.	Total	Opp. Fum.	QB Sack
1978	16-6	30	20	50	—	4
1979	16-14	42	32	74	—	8
TOTALS	32-20	72	52	124	0	12
Playoffs	2-0	2	1	3	0	0

Additional — Blocked PAT 9-30-79 at NY Jets. Forced Fumbles: 2 in 1978, 3 in 1979.



GLENN BLACKWOOD

Safety

47

6-0, 183

2nd Year

Born Feb. 23, 1957

Texas

(D8b, 1979)

As the "nickel" back in the Dolphins' pass defense, he displayed unusual savvy for a rookie ... his alert reactions and good coverage figured in Miami allowing only five touchdown passes through 11 games ... an injury to his left knee was the bizarre result of his first football confrontation with older brother Lyle, 29, a Baltimore Colts safety, in Nov. 11 game in Orange Bowl ... Lyle was blocking for punt returner, and Glenn dodged him and landed awkwardly, tearing anterior

cruciate ligaments ... he spent remainder of season on injured reserve ... "A very aware young player with a good future," Coach Don Shula says ... parents of the Blackwood Brothers had driven from New Orleans to Miami to see Dolphins shut out Colts, 19-0 ... Glenn participated in 25 tackles (17 initial hits) as a rookie, overcoming a broken right thumb in preseason ... eighth-round draftee, 215th player in 1979.

COLLEGE, PERSONAL: A versatile three-year starter at Texas, he played both cornerback and safety ... he returned interception 30 yards for touchdown against Rice in 1977, and he collected 104 tackles over his last two seasons ... 1977 Longhorns were 11-0 before losing to Notre Dame in Cotton Bowl ... he suffered broken left wrist in 1978 but had interception in Sun Bowl victory to conclude 9-3 season ... Longhorns had outstanding secondary that included Johnnie Johnson (Rams), Derrick Hatchett (Colts) and Ricky Churchman (49ers) ... full name Glenn Allen, born Feb. 23, 1957 in San Antonio, he starred at Churchill High ... bachelor lives in Kenner, La.



KIM BOKAMPER

Linebacker

58

6-6, 247

4th Year

Born Sept. 25, 1954

San Jose State

(D1b, 1976)

A rare weapon with a linebacker's swiftness and a lineman's bulk, he brings a double-edged sword to the Dolphin defense ... he reaped Pro Bowl honors in his third season, becoming the only Dolphin linebacker besides Nick Buoniconti (1972-73) to do it ... he performed capably as a fourth lineman in passing situations, and he accelerated his progress at outside linebacker ... pass-rush defensive scheme varied from 1977 and 1978 in that he assumed three-point stance in the line rather than blitz from a 3-4 alignment ... "Rushing the passer helps my confidence a lot," he says, "because I feel I'm doing what I do best. Once you've beaten your man, the quarterback is the pot of gold at the end of the rainbow" ... his bounty was eight QB sacks in 1978 plus two in a playoff loss to Houston ... a deep thigh bruise in 1979 opener and a twisted ankle at midseason caused him to miss three starts after 32 straight calls ... injuries contributed to stats dropping from 124 tackles (79 initial hits) in 1978 to only 68 stops last season ... his lone interception came in finale against N.Y. Jets ... he covers 40 yards in 4.7 seconds, even at 247 pounds ... he is only Dolphin linebacker ever to collect more than three QB sacks in a season ... he wore a cast protecting broken left thumb when he had two QB sacks and blocked a punt for a safety Oct. 29, 1978 against Baltimore, and he had end-zone interception in earlier shutout at Baltimore ... in his first NFL start, he was one of four rookies in defensive lineup in 1977 shutout at Buffalo ... he has blocked three field goals ... first-round draftee, 19th player in 1976 and only two picks after the Dolphins tapped linebacker Larry Gordon ... Bokamper's

Larry Csonka on LB Kim Bokamper smashing Csonka's toe in 1979 pregame warmup:

You know how those defensive guys are. They get excited early. It's that defensive attitude and mentality. Stomp all over everything. He'd make a good fullback.

rookie year was postponed by knee surgery when he tore ligaments and cartilage in left knee while covering kickoff in third preseason game.

COLLEGE, PERSONAL: He was voted outstanding defensive player in East-West Shrine game, and he excelled at defensive end for San Jose State (9-2) when Spartans won the 1975 Pacific Coast Athletic Association title ... he also played in Blue-Gray and Senior Bowl ... born Sept. 25, 1954 in San Diego and raised in Milpitas, Ca., where he played tight end in high school ... he attended Concordia College in Moorhead, Minn., as freshman, then transferred to San Jose State College and finally San Jose State ... he and wife Colleen married 4-26-80) live in Plantation, Fl.

BOKAMPER'S STATISTICS

	G-S	Tack.	Asst.	Total	Opp. Fum.	QB Sacks	Int.	Yds.
1976								
1977	14-14	52	40	92	2	2	—	—
1978	16-16	79	45	124	0	8	—	2
1979	14-13	37	31	68	0	—	—	3
TOTALS	44-43	168	116	284	2	10	2	5
Playoffs	2-2	15	4	19	0	2	0	0

Additional — Blocked Punt for safety 10-29-78 vs. Baltimore. Blocked FG in 1977 and 1978. Forced Fumbles: one in 1978, 2 in 1979.

Playoffs — 2 QB Sacks, minus 16 yards, and Blocked FG in 1978 vs. Houston.



JIMMY CEFALO

Wide Receiver

81

5-11, 188

3rd Year

Born Oct. 6, 1956

Penn State

(D3b, 1978)

Nimble of mind and motion, he has displayed pass-catching skills of a potential starter while patiently marking two seasons as the Dolphins' third receiver ... six of his 13 career catches have been touchdowns, and he averages 20.4 yards on those 18 receptions ... his diving, end-zone catch of Don Strock's six-yard TD pass clinched a victory at Minnesota ... he snared four passes for 92 yards Sept. 30 at New York Jets ... his fine concentration in defensive back was apparent in leaping 30-yard catch against New England and 29-yard TD at Detroit in two victories that clinched AFC East title ... "In order for me to play my best, I've got to keep my confidence," he says, "no matter what it takes" ... he wears No. 81 jersey popularized by Dolphin original and 11-year veteran Howard Dickey ... he led Dolphins receivers in 1979 preseason with 13 catches for 257 yards and two TDs when starter Nat Moore suffered back injury ... "He's just so much more aware of what he's trying to do," Coach Don Shula says, "and he goes out and does it" ... In rookie season, his 40-yard TD catch sparked 16-0 victory at Washington that steered Dolphins to playoff berth ... he dodged his way for 232 yards on 28 punt returns averaging 8.3 yards, in 1978 ... his debut in Orange Bowl saw him pull down TDs of 18 and 38 yards in preseason victory over St. Louis ... third-round draftee, 81st player in 1978.

COLLEGE, PERSONAL: He was named MVP in both the Hula Bowl and Japan Bowl after an outstanding 1977 season at Penn State in which he caught 28 passes for 517 yards and five TDs ... he also led the nation with a 13.7-yard average on 18 punt returns for 247 yards, and his 67-yard punt return aided 42-30 victory over Arizona State in Fiesta Bowl ... he caught 56 passes for 1,058 yards and seven TDs in career ... one of top five rushers in Pennsylvania high school history, he was MVP in 1975 Cotton Bowl as freshman tailback with 55 yards

rushing, 102 yards on three catches and two TDs in 41-20 victory over Baylor ... full name James Carmen, born Oct. 6, 1956 in Pittston, Pa., he rushed for 4,449 yards in three seasons (1971-73) at Pittston Area High ... he wrote five-part series for New York Times, published in July 1978, about his college recruiting experience and Penn State career ... bachelor works in offseason with Total Communications System in Pittsburgh area, and his B.S. in Journalism has directed him toward TV broadcasting.

CEFALO'S STATISTICS

	G-S	No.	Yds.	Avg.	Long	TD
1978	16-1	6	145	24.2	43	3
1979	16-3	12	223	18.6	30	3
TOTALS	32-4	18	368	20.4	43	6
Playoffs	2-0	0	0	0.0	0	0

PUNT RETURNS

	No.	FC	Yds.	Avg.	Long	TD
1978	28	8	232	8.3	26	0
1979	2	3	10	5.0	10	0
TOTALS	30	11	242	8.1	26	0

Additional — Fumbles/Lost: 3-1 in 1978, none in 1979. Kickoff Returns: 2-40, avg. 20.0, long 21 in 1978. Recovered Dolphin Fumble in 1978.

CEFALO'S SINGLE-GAME HIGHS

Receptions	4 for 92 yards (9-30-79 at N.Y. Jets)
Receiving Yards	92 on 4 catches (9-30-79 at N.Y. Jets)
Longest Reception	43 yards (9-3-78 at N.Y. Jets)



RUSTY CHAMBERS

Inside Linebacker

51

6-1, 220

6th Year

Born Nov. 10, 1953

Tulane
(FA, 1976)

His quiet, unassuming nature belies a fierce-hitting style on the field where he helped the Dolphins to a No. 2 ranking in NFL rushing defense in 1979 ... he has performed consistently well with team-leading totals of 151 and 178 tackles over the past two seasons ... modest Southerner attracts little fanfare despite 33 consecutive starts at inside linebacker ... "If I'm the leading tackler, I'm just doing my job," he says. "If I wasn't, there'd be some questions to be answered" ... his intelligent pursuit and crackling collisions draw praise from Coach Don Shula, who compares Chambers to former All-Pro Nick Buoniconti in thinking quickly on his feet ... "Really a heavy hitter — he really puts the hat on people," Shula says ... he collected 19 tackles in 1979 losing cause against Houston although Dolphins deprived Oilers of the end zone ... he suffered a fracture of transverse process in June 9 truck accident near his home in Loranger, La., near Baton Rouge ... exceptional quickness for pass coverage ... he has longest interception return by a linebacker in Dolphin history, a 49-yard runback of a tipped pass in Dec. 3, 1978 shutout at Washington ... he also recovered two fumbles and returned a blocked field goal 21 yards before fumbling in Oct. 9, 1978 shutout of Cincinnati ... he was acquired Oct. 7, 1976 on waivers from New Orleans when Saints had seven linebackers and needed an offensive lineman ... he excelled on special teams in 1977 and started final three games when Steve Towle suffered shoulder separation, and he earned game ball with 14 initial hits in season-ending victory over Buffalo ... originally signed as free agent by New Orleans in 1975, then waived

Sept. 9 and signed again Sept. 30 ... he returned fumble 38 yards for touchdown Oct. 1975 at San Francisco ... he started 1976 opener for Saints and was waived 25 days later. **COLLEGE PERSONAL:** ... was Most Valuable Player at Tulane in 1974 but was overlooked in 17-round NFL draft ... full name Russell Francis ... Nov. 10, 1953 in Amite, La., and raised in Loranger, where he and wife Jackie (married 2-24-79) live in the offseason

CHAMBERS' STATISTICS

		Tack.	Asst.	Total	Opp. Fum.	QB Sack
1975	New Orleans	7	8	15	1	—
1976	New Orleans	10	2	12	—	—
1976	Miami	8	5	13	—	—
1977	Miami	47	19	66	1	—
1978	Miami	85	66	151	2	1½
1979	Miami	80	98	178	2	—
TOTALS		237	198	435	6	1½
Playoffs		9	7	16	0	0

Touchdown — Returned Fumble 38 yds. 10-19-75 at San Francisco. Additional — Kickoff Return: 1-15-75. Interception Return 49 yards 12-3-78 at Washington, 4 yards 12-15-79 vs. Jets. Returned Blocked FG 21 yards 10-9-78 vs. Cincinnati and lost fumble.



NEAL COLZIE

Safety

20

6-2, 196

6th Year

Born Feb. 13, 1953

Ohio State
(Trade, 1979)

He adopted a more aggressive style in his fifth NFL season and emerged as the Dolphins' starting free safety with five interceptions ... a versatile athlete, he gained new respect as a hitter with 81 tackles (37 initial hits) after four years of relative idleness with Oakland Raiders ... three of his interceptions came in consecutive wins that boosted Dolphins to AFC East title — an end-zone theft at Baltimore, a 56-yard return against New England and another steal at Detroit ... "Neal has given us a lot of range in our defensive backfield," Coach Don Shula says, "and because of it, we are tougher in the middle" ... he was awarded one of the game balls against Chicago after his first Dolphin interception ... he had started only 10 of 63 games during four seasons (1975-78) at Oakland, but former Raider teammates greeted him with a Rolls-Royce at San Francisco airport when Dolphins made October visit ... he was "nickel" back in Oakland defense, playing behind right cornerback Willie Brown ... he had established NFL record with 655 yards on 48 punt returns (13.6-yard average) as a rookie, and he set Raider career marks for total returns (168) and yards (1,747) ... he sparked 1975 victories with four returns for 104 yards at Baltimore and three returns for 127 yards (long 64) at Denver ... he wore No. 45 as rookie before changing to his high school and college No. 20 in 1976 ... Raiders reached AFC Championship game three straight years (1975-77) and won Super Bowl XI by routing Minnesota, 32-14, when Colzie returned four punts for 43 yards ... first-round draftee, 24th player in 1973. **COLLEGE, PERSONAL:** He earned All-America honors from Sporting News in 1974 after playing 33 straight games at Ohio State (29-3-1) ... he intercepted 15 passes including two for touchdowns, and he led nation in 1973 with 40 punt returns for 679 yards and two TDs ... career totals were 60 returns for 855 yards, a 14.3-yard average ... he intercepted twice in

1974 Rose Bowl victory over Southern Cal ... he turned down \$1,250 for bit part in movie "Black Sunday" in 1976 because he refused to wear a Pittsburgh Steelers uniform ... full name Cornelius Connle, born Feb. 28, 1953 in Flitzgerald, Ga., and raised in Coconut Grove, Fl., he was three-sport star at Coral Gables High and teammate of Dolphin linebacker Ralph Ortega on undefeated 1969 team coached by Nick Kotys ... bachelor lives in Oakland Hills, Ca., but he spends part of offseason working with Coconut Grove Jaycees, and he did public service spot for Save The Children, filmed in Appalachia.

COLZIE'S STATISTICS

	G-S	PUNT RETURNS				LG	INTERCEPTIONS		
		No.	FC	Yds.	Avg.		No.	Yds.	LG
1975	13-2	48	3	655	13.6	64	4	38	28
1976	14-1	41	3	448	10.9	32	0	0	0
1977	13-4	32	6	334	10.4	23	3	13	13
1978	16-1	47	12	310	6.6	24	3	62	28
1979	16-16	(NONE)					5	86	56
TOTALS	72-24	168	24	1747	10.4	64	15	199	56
Playoffs	8-3								

Additional — Kickoff Returns: 6-115, avg. 19.2, long 26 in 1976; 1-15 in 1978. Recovered Opponent Fumble in 1976. Dolphin Tackles in 1979: 37 initial hits, 44 assists, 81 total tackles.

Touchdown — Returned Fumble 32 yards, 11-13-78 at Cincinnati.



LARRY CSONKA

Fullback

39

6-3, 239

12th Year

Born Dec. 25, 1946

Syracuse

(D1a, 1968)

An indefatigable war-horse for more than a decade, he expanded his legend by leading the Dolphins to an AFC East title while surpassing 8,000 career yards rushing in 1979 ... the most intimidating fullback in NFL history could climb to fourth place on the all-time rushing chart with an encore in 1980 ... he has gained 8,081 yards in 11 NFL seasons including Dolphin record 6,737 yards (1968-74 and 1979) and 1,344 yards for New York Giants (1976-78) ... he could overtake Joe Perry (8,378) and Jim Taylor (8,597) this season ... "When the big guy gets going," quarterback Bob Griese says, "you can't give him the ball enough" ... one month before his 33rd birthday, Csonka hammered 88 yards and three touchdowns in 39-24 triumph over New England that virtually clinched Dolphins' fifth straight division title with No. 39 in the backfield ... he had returned as a free agent Feb. 22, 1979 after a four-year absence, and he gained 837 yards on 220 carries ... his 13 TDs in 1979 tied the single-season record set by wide receiver Nat Moore in 1977 ... he stirred memories of consecutive 1,000-yard seasons in Dolphins' three Super Bowl campaigns (1971-73) ... "He's just so tough, gives so much of himself," Coach Don Shula says. "He's such a positive influence in the locker room" ... his comeback also was highlighted by three TDs against Chicago and a combined 177 yards in two triumphs over Buffalo ... he has topped 100 yards 20 times in his career ... his most overpowering performance was Super Bowl VIII when he gained 145 yards on 33 carries and scored two TDs in 24-7 rout of Minnesota ... he also broke a 49-yard run in Super Bowl VII conquest of Washington, and his Dolphin record of 1,117 yards rushing in 1972 stood until Delvin Williams cruised 1,258 yards in 1978 ... he bought dolphin-shaped tie tacks for his offensive

linemen after 1972 season — each tie tack had five diamonds ... he carried 35 times for 1,051 yards and never fumbled in 1971 ... "If the line can get him four, he'll get four more on his own," Ed Newman says ... he holds Dolphin records of 51 TDs rushing and 57 total TDs, and he has scored another 1 TD and rushed for 891 yards in a dozen playoff games ... he signed World Football League contract March 31, 1974 with teammates Paul Warfield and Jim Klink and played in Memphis, but the WFL folded in October 1975 and he joined New York Giants as free agent April 7, 1976 ... Giants were 14-30 during Csonka's stay, and his highest output was 105 yards on 22 carries against Chicago in snowy 1977 finale ... first-round draftee, eighth player in 1968.

COLLEGE PERSONAL — A consensus All-America at Syracuse in tradition of Jim Brown, Ernie Davis, Jim Nance and Floyd Little ... he rewrote school record with 2,934 yards on 597 carries (4.9 average including 1,127 yards as senior in 1967 ... he was voted outstanding player in both College All-Star game against Greer and Coaches' All-America game ... full name Lawrence Richard, born Dec. 25, 1946 in Stow, Ohio, and raised on farm ... he and wife Pam (married 1-29-66) have two sons, Doug (11-21-66) and Paul (11-20-68), and the family has moved back to Plantation, Fl., after four years in Lisbon, Ohio ... he owned restaurant, Pine Tree Inn, a 154-year-old former stagecoach stop in Lisbon, and a lounge, Stagger Lee's, in Fort Lauderdale, Fl., in 1979 ... he once appeared in 1975 episode of Six-Million-Dollar Man as Larry Bronco and he was kidnapped by former Chicago Bears linebacker Dick Butkus.

CSONKA'S STATISTICS

	G-S	RUSHING				TD	RECEIVING			
		Att.	%	Avg.	LG		No.	Yds.	LG	TD
1968	11-11	138	540	3.9	40	6	11	118	65	1
1969	11-11	131	388	4.3	54t	2	21	183	42	1
1970	14-14	193	374	4.5	53	6	11	94	54	0
1971	14-14	195	351	5.4	28	7	13	113	25	1
1972	14-14	213	377	5.2	45	6	5	48	14	0
1973	14-14	219	382	4.6	25	5	7	22	9	0
1974	12-12	197	359	3.8	24	9	7	35	11	0
*1975	7	99	351	4.3	—	1	5	54	—	1
1976	12-12	160	389	3.6	13	4	6	39	14	0
1977	14-14	134	354	3.5	15	1	2	20	12	0
1978	14-13	91	351	3.4	12	6	7	73	23	0
1979	16-16	220	357	3.8	22	12	16	75	18	1
NYG	40-39	385	744	3.5	15	11	15	132	23	0
Miami	106-106	1506	5717	4.5	54t	53	91	688	65	4
TOTALS	146-145	1891	3821	4.3	54t	64	106	820	65	4
Playoffs	12-12	225	391	4.0	49	9	4	26	16	1

(100-yard games: *1968 — 1972-2; 1971-3; 1972-5; 1973-5; 1974-3; 1977-1)

Additional — Fumbles: 1 in 1968, 1/0 in 1969, 3/3 in 1970, none in 1971, 2/1 in 1972, 3/2 in 1973, 1 in 1974 and 4/2 in 1979. Miami Totals: 18/12. Recovered Dolphin Fumble: 1968. Fumbles with Giants: 2 in 1976, none in 1977.

*stats with WFL games not included in career total.

CSONKA'S SINGLE-GAME HIGHS

Rushing Yards	145 on 33 carries (1-13-74 vs. Minnesota)
Rushing Attempts	33 for 145 yards (1-13-74 vs. Minnesota)
Longest Run	54-yard touchdown (11-9-69 at New Eng)
TDs Rushing	3 (three times, last 11-29-79 vs. New Eng)
Pass Receptions	6 for 33 yards (10-19-69 at Kansas City)
Receiving Yards	62 on 2 catches (9-28-68 vs. Kansas City)
Longest Reception	65 yards (9-28-68 vs. Kansas City)



GARY DAVIS

Running Back

27

5-10, 200
5th Year
Born Sept. 7, 1954

Cal Poly (SLO)
(D8, 1976)

Toughness and versatility have distinguished his Dolphin career as he approaches 4,000 yards of all-purpose running in 1980 ... his speed and sure hands make him a big threat in passing situations ... he needs 136 yards to rise to No. 6 on Dolphins' all-time rushing chart ... he rushed for 383 yards and caught 34 passes in 1979 as backup to Delvin Williams, and he snagged eight passes for 58 yards Nov. 5 against Houston in one of his three starts ... he had 109 combined yards against Oilers including 51 yards rushing ... he swept 10 yards on 3rd-and-8, 14 yards on 2nd-and-9 and later dove for first down on 4th-and-1 to sustain winning TD drive in 1979 opener at Buffalo ... a swift 4.6 seconds in 40-yard dash, he has three of the 10 longest runs in Dolphin history — all three against Buffalo with escapes of 65 yards in 1978, 60 yards in 1977 and 57 yards as a rookie ... his 172-yard output on 26 carries Dec. 17, 1977 against Buffalo was second-best rushing total in Dolphin history ... he has gained 1,391 yards on 317 carries (4.4-yard average) in four seasons and has 74 pass receptions for 592 yards ... he has 3,339 all-purpose yards with a 23.8-yard average on 55 kickoff returns for 1,309 yards ... he replaced Benny Malone as starter for final six games of 1977 on his way to career-high 533 yards, and in his third pro start, he piled up 166 yards (104 rushing, 62 receiving) Thanksgiving Day at St. Louis ... he ranked second in NFL in kickoff returns with 29.6-yard average in 1977 topped by a 63-yard dash against Seattle and a 73-yard flight against New England ... as a rookie, he excelled on special teams with 24 tackles (15 initial hits) sixth-round draftee, 174th player in 1976, when Dolphins Director of Player Personnel Bobby Beathard said, "We had him rated with Archie Griffin, honest."

COLLEGE, PERSONAL: A Small-College All-America at Cal Poly-San Luis Obispo, he ranked fourth among Division II runners with 1,244 yards on 264 carries and 16 touchdowns in 1975 ... he had seven 100-yard games, and four times he scored three TDs in a game ... career totals of 2,368 yards on 500 carries set school record ... full name Gary Curtis, born Sept. 7, 1954 in Los Angeles and raised in Pomona ... B.S. in correctional social science ... he worked in security and recreation program in 1980 at maximum-security prison, Broward Correctional Institute for Women, in Fort Lauderdale and plans to become a probation officer ... bachelor lives in North Miami.

DAVIS' STATISTICS

	G-S	RUSHING				RECEIVING			
		Att.	Yds.	Avg.	LG	TD	No.	Yds.	LG
1976	14-1	31	160	5.2	57	1	2	8	6
1977	14-6	126	533	4.2	60t	2	14	151	32
1978	14-1	62	313	5.0	65t	3	24	218	34
1979	16-3	98	383	3.9	42	1	34	215	18
TOTALS	58-11	317	1391	4.4	65t	7	74	592	34
Playoffs	1-0	2	12	6.0	9	0	2	24	14

(100-yard games: 1977-2)

Additional — Kickoff Returns: 26-617, avg. 23.7, long 47 in 1976; 14-414, avg. 29.6, long 73 and 63 in 1977; 13-251, avg. 19.3, long 27 in 1978; 2-27, avg. 13.5, long 16 in 1979. Totals: 55-1309, avg. 23.8, long 73. Punt Returns: 1-11 in 1977, 3 fair catches; 2-36, long 25 in 1978, one fair catch. Fumbles/Lost: 1-0 in 1976, 1-1 in 1977, 4-4 in 1978, 2-2 in 1979 for total 8-7. Recovered Dolphin Fumble in 1977.

DAVIS' SINGLE-GAME HIGHS

Rushing Yards	172 on 26 carries (12-17-77 vs. Buffalo)
Rushing Attempts	26 for 172 yards (12-17-77 vs. Buffalo)
Longest Run	65-yard touchdown (9-17-78 vs. Buffalo)
Pass Receptions	8 for 58 yards (11-5-79 vs. Houston)
Receiving Yards	62 on 3 catches (11-24-77 at St. Louis)
Longest Reception	34 yards (10-9-78 vs. Cincinnati)



VERN DEN HERDER

Defensive End

83

6-6, 252
10th Year
Born Nov. 28, 1948

Central College (Ia.)
(D9, 1971)

Proof of his All-Pro talents can be found in 16-mm. game films rather than headlines ... the durable and dependable Iowan has missed Pro Bowl recognition the way John Wayne missed the Oscar for years until *True Grit* ... Dolphins' left end has played in 139 of the club's last 142 games, missing only three games with knee injury in 1977, and he has started 122 games in eight years as a regular ... his 65 quarterback sacks rank him second to Bill Stanfill (74) on all-time Dolphin list ... "He's a stabilizing force not only for the defensive line but for the whole team," Coach Don Shula says of the defensive co-captain. "He's the finest defensive end I've ever had play for me" ... he collected four QB sacks and earned game ball in 1979 shutout of Baltimore ... he finished with nine sacks and recovered three fumbles ... that boosted his career total to 12 fumble recoveries, three short of Dolphin record by Dick Anderson (1968-77) ... he has been voted outstanding defensive lineman by South Florida media five times in six years ... he earned All-AFC by Associated Press in 1972 after posting 10½ sacks during perfect season, and he got All-NFL honor by New York Post in 1975 when he had 11 sacks ... "I learned early that nothing comes easy, and anything worth doing is worth trying to do well," he says in reflecting rural work ethic ... his only touchdown came Oct. 29, 1978 on a fake field-goal attempt when he pawed a seven-yard pass from holder Don Strock in victory over Baltimore ... he wore No. 86 as a rookie and played behind Jim Riley, then was promoted in 1972 and started 88 consecutive games before tearing ligaments in his right knee Thanksgiving Day 1977 at St. Louis ... ninth-round draftee, 230th player in 1971.

COLLEGE, PERSONAL: He earned NAIA All-America honors at Central College in Pella, Iowa, and he set basketball scoring

DEN HERDER'S STATISTICS

	G-S	Tack.	Asst.	Total	Opp. Fum.	QB Sack
1971	14-0	13	3	16	—	1
1972	14-14	60	31	91	1	10½
1973	14-14	61	40	101	1	10
1974	14-14	50	33	83	2	7
1975	14-14	58	38	96	2	11
1976	14-14	65	40	105	2	3
1977	11-11	35	21	56	—	1½
1978	16-16	58	48	106	1	9
1979	16-16	45	54	99	3	9
TOTALS	127-113	445	308	753	12	62
Playoffs	12-9	33	30	63	0	3

Additional — Interception Return 24 yards, 12-3-72 at New England. Blocked FGs (4): one in 1974, one in 1975, 2 in 1978. **Playoffs** — Blocked PAT 12-30-79 at Pittsburgh.

Touchdown — Pass Reception, 7 yards on fake field-goal attempt 10-29-78 vs. Baltimore.

and rebounding records for the Flying Dutchmen ... with B.A. in chemistry, he enrolled for Iowa State veterinary school for fall 1971 pending his tryout with Dolphins ... full name Vern Wayne, born Nov. 28, 1948 in Lemars, Iowa, and raised in Sioux Center where his high school didn't have football program until he was sophomore ... he and wife Diane (married 6-12-71) live in Sioux Center with son Matthew (9-6-75) and daughter Carlssa (2-14-77) ... he works in cattle confinement feeding operation.



MARK DENNARD

Center

63

6-1, 252

2nd Year

Born Nov. 2, 1955

Texas A&M

(D10, 1978)

He answered emergency call in 1979 when knee injury sidelined Jim Langer, and he started at center for last seven games including playoff ... he made solid progress, fortified by great strength, and he will be challenger for permanent spot ... he proved his tenacity by playing on bruised, hemorrhaging right leg ... "The instant the ball is snapped," he says, "you learn a lot of things that are hard to tell a person" ... he earned NFL All-Rookie honors at a position that often takes three years to master ... his first start was unenviable combat with Houston tackle Curley Culp ... he had postponed his rookie year by spending 1978 on injured reserve after having one finger broken and another dislocated in preseason opener ... he is one of only four Dolphin veterans who bench press more than 400 pounds ... 10th-round draftee, 274th player in 1978.

COLLEGE, PERSONAL: He was voted to the second team for All-Southwest Conference of the 1970s, and he was All-SWC as a senior at Texas A&M ... he earned Academic All-America as a junior and got B.A. in marketing ... full name Mark Wesley, born Nov. 2, 1955 in Bay City, Tex., he starred in football and baseball at Bay City High ... he and wife Donna (married 5-27-78) have a daughter Christine (6-14-79) and live in Bryan, Tex., where he is a bank officer trainee.



A.J. DUHE

Defensive End

77

6-4, 252

4th Year

Born Nov. 27, 1955

Louisiana State

(D1, 1977)

A fiery competitor and potential gusher of talent, he has been dogged by injuries since earning NFL Defensive Rookie of Year honors in 1977 ... he developed into a menacing pass-rusher with 15 quarterback sacks in first two seasons, even missing six starts in sophomore campaign ... he brings renewed determination to his fourth season after abdominal muscle pull reduced his playing time in 1979 ... "I have to be re-establishing myself," he says ... he started first two games at right end, but recurring pain inhibited his great acceleration and Doug Betters clamped onto starting job ... his right knee required surgery in August 1978 for damaged cartilage, sidelining him for five games ... he nevertheless produced eight QB sacks including two each in victories over division

champions Dallas and New England ... he scored safety on end-zone sack in 12th game at Houston but bruised his right shoulder and missed another start ... he had team-leading seven sacks in 1977, three of them while earning a game ball in 14-10 victory over New York Jets ... biggest play as rookie was blocked punt which led to clinching TD in 17-5 triumph over New England ... he chugged 68 yards with a recovery of a Dan Fouts fumble in Oct. 15, 1978 victory at San Diego, longest fumble return in Dolphin history ... first-round draftee, 13th player in 1977 and seventh defensive lineman in bumper crop ... he was 18-day contract holdout for first training camp.

COLLEGE PERSONAL: A four-year starter at Louisiana State, he was voted outstanding defender for South in Senior Bowl coached by Dolphin staff ... he averaged 72 tackles per season and had 27 tackles for 133 yards in losses ... he won LSU scholarship by blocking three punts in high school all-star game in 1973 ... B.A. in general studies ... full name Adam Joseph, born Nov. 27, 1955, in New Orleans and raised in Reserve, La., he starred at Leon Goudchaux High ... he and wife Frances were married May 24, 1980 during her reign as Orange Bowl queen, and they live in Fort Lauderdale ... they met four years ago in Baton Rouge.

DUHE'S STATISTICS

	G-S	Tack.	Asst.	Total	Opp. Fum.	QB Sack
1977	14-14	48	35	83	2	7
1978	13-10	25	22	47	2	8
1979	13-2	13	18	31	0	2
TOTALS	40-26	86	75	161	4	17
Playoffs	2-2	5	7	12	0	0

Additional — Sacked QB for safety, 11-20-78 at Houston. Blocked Punt 11-13-77 vs. New England. Returned Fumble 68 yards, 10-15-78 at San Diego.



TIM FOLEY

Strong Safety

25

6-0, 198

10th Year

Born Jan. 22, 1948

Purdue

(D3, 1970)

An inspiring leader on and off the field, he capped a decade of fine play in the Dolphin secondary with Pro Bowl recognition in 1979 ... his shrewd pass coverage and feisty tackling were evidenced by career-high totals of 13 passes broken up and 112 tackles, and he boosted his career mark to 22 interceptions ... he earned All-AFC honor from Inside Football Report and All-NFL second team from Newspaper Enterprise Association ... "I reaped the benefits of everybody else who was doing a good job," he says in his typically unpretentious way ... he recovered two fumbles in triumph over New England, and after shutout of Baltimore, he received game ball for gutsy effort on bruised left knee ... he ran his string to 42 consecutive starts in three seasons at strong safety before resting bothersome knee in regular-season finale ... a five-year starter at left cornerback (1971-75) until he was felled by torn ligament in right knee in 1976 ... emergence of rookie Norris Thomas precipitated Foley's switch to safety in fourth game of 1977 ... he has been voted outstanding defensive back by South Florida media for three straight years ... he earned game ball after interception and fumble recovery in 1978 shutout of Cincinnati ... he has unique place in NFL records by scoring two touchdowns with recovery of blocked punts Nov. 11, 1973 against Baltimore ... Foley and Bob Matheson blocked punts by David Lee, and Foley ran 8 and 5 yards for scores in 44-0 rout ... he could break Dolphin record

for tackles by a defensive back as Dick Anderson (1968-77) collected 650 ... he missed Super Bowl VII with separated left shoulder, he was idled three games in 1973 with a shoulder injury, and a broken thumb in 1975 kept him out of starting lineup for last five games ... he has played in 138 Dolphin games, and record for defensive players belongs to fellow co-captain Vern Den Herder with 139 ... third-round draftee, 55th player in 1970.

COLLEGE, PERSONAL: An All-America at Purdue in 1969, he played in three consecutive victories over Notre Dame and had five interceptions as senior ... Academic All-America with B.A. in Industrial economics ... Fellowship of Christian Athletes named him Pro Player of Year in May 1978, and he promotes FCA ideals ... a singer, composer and guitarist, he released his first album, *Now That I've Found You*, in November 1979 ... "Music stimulates me, it brings me to life," he says ... he developed theme song *The House That Love Built* for nationwide Ronald McDonald House project, and he performed benefit concert in April 1980 for RMH of South Florida ... he also represents National Easter Seal Sports Council and works actively for Boystown ... full name Thomas David, born Jan. 22, 1948 in Evanston, Ill., and adopted along with a sister Shella, raised in Wilmette, Ill. ... he was prep quarterback at Loyola Academy ... he and wife Connie (married 1-23-71) live in Miami Lakes with daughter Katie (5-16-74) and son Tommy (7-9-78) ... he is vice-president of Racquetball International Corp. which has developed three facilities called Sportrooms in South Florida.

FOLEY'S STATISTICS

	G-S	Tack.	Asst.	Total	Opp. Fum.	Int.	Yds.	LG
1970	14-0	12	2	14	—	—	—	—
1971	14-14	36	22	58	—	4	14	18
1972	14-14	38	24	62	—	3	25	15
1973	11-11	27	11	38	—	2	22	15
1974	13-11	43	11	54	2	2	(-2)	—
1975	14-9	29	17	46	1	—	—	—
1976	2-2	2	2	4	—	—	—	—
1977	14-14	42	43	85	1	3	17	17
1978	16-16	54	45	99	1	6	12	8
1979	15-15	54	58	112	2	2	8	8
TOTALS	127-106	337	235	572	7	22	96	18
Playoffs	11-8	23	15	38	0	0	0	—

Additional — Blocked Punt 1973, 1974 and 1977. Kickoff Return: 1-0 in 1970. Scored safely on blocked punt 10-20-74 vs. Kansas City.

Touchdowns — Returned Blocked Punts 8 yds and 5 yds, 11-11-73 vs. Baltimore.



JON GIESLER

Offensive Tackle

79

6-4½, 260

2nd Year

Born Dec. 23, 1956

Michigan

(D1, 1979)

With added strength and self-assurance, he could land a starting job at left tackle in his second Dolphin season ... first-round draftee, 24th player in 1979, he was schooled in pro techniques while serving special-team duty as rookie ... third offensive lineman in draft behind Keith Dorney (Lions) and Kelvin Clark (Broncos) ... he played behind former All-Pro lineman Bob Kuechenberg, who will return to familiar left guard position in 1980 ... Giesler inherited No. 79 jersey of left tackle Wayne Moore, a starter in two Super Bowl triumphs ...

he played some short-yardage and goal-line situations as equivalent of third tight end ... "He's got good awareness and poise — he's got the groundwork now to compete for a No. 1 job," Coach Don Shula says ... no Dolphin draftee since Doug Crusan (first round, 1968) has started a full season at offensive tackle ... Giesler improved bench press to 350 pounds through offseason conditioning program, and he possesses quick feet for pass protection.

COLLEGE, PERSONAL: An All-Big Ten tackle, the native Ohloan played in three successive Michigan victories (1976-78) over Ohio State, and Wolverines were 10-2 in both his junior and senior years ... he twice won team's hustle award ... AP and Sporting News honorable mention All-America ... B.S. in education ... full name Jon William, born Dec. 23, 1956 in Toledo, Ohio, and raised in Woodville, Ohio ... track standout at Woodmore High (Woodville and Elmore) with 60-10 in shot put and 171-3 in discus ... state champion as junior with 58-5 in shot put ... he and wife Lori (married 8-30-79) live in Miami Lakes.

Games/Starts — 1979 (16-0). Playoffs (1-0). **TOTAL:** 17-0.



LARRY GORDON

Linebacker

50

6-4, 230

5th Year

Born July 8, 1954

Arizona State

(D1a, 1976)

His preying on opposing ballcarriers has been characterized by quick pursuit and vigorous tackling ... an agile pass defender as well, he has missed only one start since his 1976 rookie season ... outside linebacker should cross threshold into All-Pro ranks in his fifth season and join teammate Kim Bokamper ... Gordon has credentials with exceptional pass-rush ability in his repertoire ... he earned game ball in pivotal 1979 victory at Baltimore when 33-yard interception return set up clinching touchdown, and he had end-zone interception against Green Bay ... his finest hour consisted of three interceptions, eight tackles and a blocked PAT in 1978 triumph over Oakland that secured playoff berth ... Coach Don Shula called it "The greatest game I've ever seen a linebacker play" ... his three thefts against Oakland (two were ricochets) were most ever by a Dolphin linebacker, and he returned them 35 yards ... he has averaged 109 tackles in four years with 10 quarterback sacks ... he had two QB sacks and batted a pass which Bob Baumhower intercepted in 1978 victory at San Diego ... he also earned game ball with two sacks and a 27-yard interception runback against Seattle in 1977 ... he was first Dolphin rookie since 1970 entrusted with full-season starting assignment in 1976 ... he had started 30 consecutive games before hamstring and groin pull bothered him in third game of 1978 ... first linebacker (17th player) in 1976 draft.

COLLEGE, PERSONAL: He was voted outstanding defensive player in 1975 Fiesta Bowl when his interception helped unbeaten, second-ranked Arizona State upset Nebraska, 17-14 ... he earned All-America honor on Time Magazine squad picked by pro scouts, and he had 121 and 132 tackles in last two seasons with Sun Devils ... he played in East-West Shrine, Senior Bowl and last College All-Star game ... full name Larry Wayne, born July 8, 1954 in Monroe, La., and raised on farm in Oakgrove, La. ... he starred at Phoenix Union High after family moved to Arizona in his sophomore year ... older brother Ira was offensive guard with San Diego Chargers (1970-75) ... he and wife Mary (married 3-13-79) live in Phoenix.

GORDON'S STATISTICS

	G-S	Tack.	Asst.	Total	Opp. Fum.	QB Sack	Int.	Yds.
1976	14-14	83	35	118	1	1/2	—	—
1977	14-14	58	48	106	2	2	1	27
1978	16-15	62	40	102	2	4 1/2	3	35
1979	16-16	71	37	108	3	3	2	33
TOTALS	60-59	274	160	434	8	10	6	95
Playoffs	2-2	9	3	12	2	0	0	0

Additional — Blocked PAT and three interceptions for 35 yards, 12-10-78 vs. Oakland. Forced Fumbles: one in 1978, 2 in 1979.



CLEVELAND GREEN

Offensive Tackle

61

6-3, 265

2nd Year

Born Sept. 11, 1957

Southern

(FA, 1979)

He overcame longshot odds and landed Dolphin position not only as a free-agent rookie but also as a defensive lineman making switch to offense ... he had raw potential in size and speed, but he hadn't been a blocker since high school ... he progressed with a solid contribution on special teams, and now he could challenge for starting tackle position after retirement of Mike Current ... "He has done nothing but continue to impress us from the first day he reported," Coach Don Shula says ... great agility, he scored more than 50 points twice for Dolphin basketball team in offseason ... a mixup in his college status resulted in pro scouts believing he was a junior in 1978, but he had played briefly on special teams as Southern University freshman in 1975 ... NCAA ruled he was ineligible for 1979, too late to inform scouts ... his coach called Dolphin defensive coordinator Bill Arnsparger to request tryout for Green.

COLLEGE, PERSONAL: He was a three-year starter at defensive end for Southern and was selected to play in Black All-Star game but he declined ... he had more than 100 tackles in each of his last two years at Southern, and he collected 34 quarterback sacks ... his high school coach at Hinds Agricultural High in Utica, Miss., had told him he was suited for offensive line ... full name Cleveland Carl, born Sept. 11, 1957 in Bolton, Miss., he was youngest of 10 children raised on farm near Bolton ... B.S. in agriculture ... he and wife Wendlyn live in Miami with their son Kendric (1-14-79).

Games/Starts — 1979 (16-0). Playoffs (1-0). TOTAL: 17-0.



BOB GRIESE

Quarterback

12

6-1, 190

14th Year

Born Feb. 3, 1945

Purdue

(D1, 1967)

Renowned for his poised leadership and ingenious play-calling, he has sustained the Dolphin offense with a flair for winning since 1967 ... the bespectacled quarterback could become the 14th passer in the NFL's exclusive 25,000-yard club in 1980 ... he has presided over 99 of the 127 wins in Dolphin history (99-60-3) and has a .705 winning percentage (89-37-1) under Coach Don Shula ... "cornerstone of the franchise" Dolphin owner Joseph Robbie calls him ...

consensus All-Pro quarterback in 1971 and 1977, he has made six appearances in Pro Bowl (1970-71-73-74-77-78) and has been voted team's Most Valuable Player six times by South Florida media ... he handles adversity with equanimity, never so well as in 1979 when being relegated to bench in November and winning twice in relief ... he sparked three straight triumphs that clinched AFC East crown, beginning with two touchdown passes at Baltimore, then an inspired 26-point second half against New England, and finally a 17-of-22 display of marksmanship at Detroit ... "With all the things he suffered, he really took it like a man," Coach Don Shula said, "and you just admire him all the more" ... he completed 34 of 49 passes (69.4 percent) for 458 yards, five TDs and only one interception in that three-game surge to division championship ... he has completed 59.7 percent of his passes (936 of 1,568) over past six seasons including an NFL-leading 63 percent in 1978 ... he tops all active quarterbacks in TD passes (186) and victories (99) while adroitly directing the NFL's most productive running attack of the 1970s — averaging 2,372 yards per season ... "He's probably the most unselfish guy I've ever been around," Shula says. "He gets as much thrill calling the right running play for a touchdown as he does connecting on a bomb. That's just his makeup" ... major injuries have sidelined him four times — bruised right knee (5 games in 1969), broken right leg and dislocated ankle (9 games in 1972), torn tendons in right foot (4 games in 1975) and stretched ligaments in left knee (5 games in 1978) ... he passed for 296 yards and three TDs at New York Jets in 1979 despite hamstring pull that contributed to his slump ... "A quarterback gets too much credit for winning and too much blame for losing," Griese contends ... a pair of his eyeglasses are exhibited in Pro Football Hall of Fame as he was first quarterback to wear them ... he tried using contact lenses in 1977 preseason but experienced double vision because weaker eye with amblyopia wasn't coordinating with left eye ... he required the prisms in eyeglasses and endured "a constant cloud of uncertainty" in making switch ... he responded with league-leading 22 TD passes including a memorable six TDs in 55-14 rout on Thanksgiving Day at St. Louis ... he was only one TD shy of NFL record, and he didn't play fourth quarter ... he received Maxwell Club's coveted Bert Bell Award as NFL Player of Year in 1977 ... he was legally blind (20-200 vision) in right eye when he marshaled two Super Bowl victories ... in Super Bowl VII against Washington, he completed six straight passes for 75 yards and a TD (another TD was nullified by penalty) as Dolphins built 14-0 halftime lead on way to 14-7 triumph ... in three-game playoff sweep to Super Bowl VII triumph over Minnesota, he completed 20 of 31 passes for 266 yards ... he possesses a 49-11 mark (.817) as "pitcher of record" in Orange Bowl in 1970s including a 23-game home winning streak from 1971 to 1974, and he compiled a 43-8-1 record (.836) in 52 games spanning 1971 through 1974 ... his single-game feats include three consecutive passes for TDs against New England Oct. 17, 1971; four TD passes in first half to Paul Warfield against Detroit Dec. 15, 1973; and 349 yards passing in losing cause at Houston Nov. 20, 1978 ... as a rookie, he set AFL record of 122 pass attempts without an interception, and he got his first victory as a starter by tossing 31-yard TD pass to Howard Twilley on 4th-and-18 with 1:01 remaining against Buffalo Nov. 26, 1967 ... first-round draftee, 4th player in 1967, highest Dolphin pick in history of common draft.

COLLEGE, PERSONAL: A two-time All-American at Purdue, he was runnerup to Florida's Steve Spurrier in 1966 Heisman Trophy voting ... he led Bollermakers to 14-13 victory over Southern Cal in Rose Bowl ... as junior he completed 19 of 22 passes in 25-21 upset of Notre Dame ... Purdue career marks were 348 completions in 609 attempts (57.1 percent) for 4,402 yards, and he kicked 75 conversions ... B.S. in Industrial management ... full name Robert Allen, born Feb. 3, 1945 in

Evansville, Ind., he starred in three sports at Rex Mundi High and had 17-0 pitching record before losing in 1963 American Legion World Series ... he and wife Judi (married 6-10-67) live in Coral Gables with their three sons Scott (9-17-68), Jeff (10-20-70) and Brian (3-18-75) ... he coaches son's Khoury League baseball team ... dedicated to raising funds for children's charities and national sports chairman for Muscular Dystrophy Association ... he manages real estate holdings, serves as director of vision education for American Optical and does clothing endorsements for Sears ... he was inducted in 1979 into Florida Sports Hall of Fame.

GRIESE'S RUSHING

	G-S	Att.	Yds.	Avg.	Long	TD
1967	12-11	37	157	4.2	22	1
1968	13-13	42	230	5.5	35	1
1969	9-9	21	102	4.9	22	0
1970	14-14	26	89	3.4	16	2
1971	14-13	26	82	3.2	21	0
1972	6-5	3	11	3.7	5	1
1973	13-13	13	20	1.5	21	0
1974	13-13	16	66	4.1	22	1
1975	10-10	17	59	3.5	17	1
1976	13-13	23	108	4.7	26	0
1977	14-14	16	30	1.9	13	0
1978	11-9	9	10	1.1	9	0
1979	14-12	11	30	2.7	18	0
TOTALS	156-149	260	994	3.8	35	7
Playoffs	12-11	13	84	6.5	12	0

(Last Touchdown: 5-Yard QB Draw, 10-19-75 at N.Y. Jets)

GRIESE'S PASSING

	G-S	Att.	Comp.	Yds.	Pct.	TD	Int.	Long	Tkld.
1967	12-11	331	166	2005	50.2	15	18	68t	25/240
1968	13-13	355	186	2473	52.4	21	16	50t	43/372
1969	9-9	252	121	1695	58.0	10	16	53t	33/289
1970	14-14	245	142	2019	48.0	12	17	54t	31/282
1971	14-13	263	145	2089	55.1	19	9	86t	23/248
1972	6-5	97	53	638	54.6	4	4	39	7/45
1973	13-13	218	116	1422	53.2	17	8	46	11/75
1974	13-13	253	152	1968	60.1	16	15	54	27/202
1975	10-10	191	118	1693	61.8	14	13	79t	16/131
1976	13-13	272	162	2097	59.6	11	12	47t	30/286
1977	14-14	307	180	2252	58.6	22	13	73t	36/303
1978	11-9	235	148	1791	63.0	11	11	63t	18/165
1979	14-12	310	176	2160	56.8	14	16	51	26/223
TOTALS	156-149	3329	1865	24302	56.0	186	168	86t	326/2841
Playoffs	12-11	208	112	1467	53.8	10	12	75t	15/152

POSTSEASON PASSING

	Att.	Comp.	Yds.	Pct.	TD	Int.	Long	Tkld.
1970								
L-at Oakland	27	13	155	48.1	2	1	24	3/31
1971 Playoffs to Super Bowl VI								
W-at Kansas City	35	20	263	57.1	1	2	35	0/0
W-Baltimore	8	4	158	50.0	1	1	75t	2/16
L-DALLAS	23	12	134	52.2	0	1	27	1/29
1972 Playoffs to Super Bowl VII								
Cleveland (DID NOT PLAY)								
W-at Pittsburgh	5	3	70	60.0	0	0	52	0/0
W-WASHINGTON	11	8	88	72.7	1	1	28t	2/19
1973 Playoffs to Super Bowl VIII								
W-Cincinnati	18	11	159	61.1	2	1	48	0/0
W-Oakland	6	3	34	50.0	0	1	27	1/8
W-MINNESOTA	7	6	73	85.7	0	0	27	1/10
1974 Playoffs								
L-at Oakland	14	7	101	50.0	1	1	23	2/20
1978 Playoffs								
L-Houston	28	11	114	39.3	1	2	21	0/0
1979 Playoffs								
L-at Pittsburgh	26	14	118	53.8	1	1	40	3/19
TOTALS	208	112	1467	53.8	10	12	75t	15/152

GAME-BY-GAME PASSING

(Asterisks indicate Did Not Start)

1967	Att.	Comp.	Pct.	Yds.	Int.	TD	Tkld.	Long
*W-Denver	19	12	63.2	193	2	2	1/11	68t
L-Kansas City	22	11	50.0	101	2	0	3/24	18
L-at New York Jets	3	1	33.3	4	1	0	2/13	4
L-New York Jets	21	17	81.0	160	2	2	1/10	22
L-at Buffalo	37	16	43.2	107	1	1	4/27	17
L-at San Diego	39	13	33.3	186	0	0	6/64	34
L-at Oakland	29	17	58.6	231	2	1	2/32	61
W-Buffalo	31	17	54.8	222	3	1	2/20	31t
L-at Houston	29	14	48.3	178	0	2	1/13	44t
W-San Diego	28	15	53.6	145	0	2	0/0	19
W-New England	32	17	53.1	270	0	3	2/19	38
L-Houston	41	16	39.0	208	5	1	1/7	43
1967 Totals	331	166	50.2	2005	18	15	25/240	68t

1968	Att.	Comp.	Pct.	Yds.	Int.	TD	Tkld.	Long
L-Houston	28	13	46.4	165	3	1	0/0	44
L-Oakland	40	23	57.5	290	4	2	2/16	38
L-Kansas City	17	2	11.8	24	2	0	3/35	24
W-at Houston	12	6	50.0	92	0	1	3/22	50t
T-Buffalo	22	9	40.9	97	2	0	4/38	21
W-at Cincinnati	29	16	55.2	186	0	3	4/29	31t
L-at Denver	26	16	61.5	246	2	1	4/30	34
L-at San Diego	27	20	74.1	260	1	3	2/22	38
W-at Buffalo	28	13	46.4	188	1	1	4/32	24
L-Cincinnati	31	16	51.6	253	1	3	6/49	48t
W-at New England	33	19	57.6	264	0	3	3/27	44t
L-at New York Jets	33	17	51.5	224	0	1	5/46	38t
W-New England	29	16	55.2	184	0	2	3/26	29
1968 Totals	355	186	52.4	2473	16	21	43/372	50t
Cumulative	686	352	51.3	4478	34	36	68/612	68t

1969	Att.	Comp.	Pct.	Yds.	Int.	TD	Tkld.	Long
L-at Cincinnati	39	19	48.7	327	2	1	5/46	50
L-at Oakland	34	9	26.5	193	3	0	1/7	39
L-at Houston	30	14	46.7	198	1	1	5/44	38
T-Oakland	27	13	48.1	160	2	1	6/56	22
L-San Diego	31	18	58.1	171	2	1	4/33	37
L-at Kansas City	45	21	46.7	192	3	0	4/39	20
W-Buffalo	18	9	50.0	232	2	2	2/15	53t
L-at New York Jets	27	18	66.7	222	1	4	5/39	31
at New England	1	0	0.0	0	0	0	1/10	0
1969 Totals	252	121	48.0	1695	16	10	33/289	53t
Cumulative	938	473	50.4	6173	50	46	101/901	68t

1970	Att.	Comp.	Pct.	Yds.	Int.	TD	Tkld.	Long
L-at New England	27	10	37.0	161	2	0	7/67	47
W-at Houston	17	10	58.0	138	1	2	1/11	34
W-Oakland	16	8	50.0	180	1	2	1/5	54
W-at New York Jets	24	14	58.3	224	1	2	4/29	40
W-at Buffalo	22	15	68.2	196	1	1	4/42	43t
L-Cleveland	12	5	41.7	67	3	0	3/26	47
L-at Baltimore	25	14	56.0	168	2	0	1/11	50
L-at Philadelphia	14	6	42.9	42	3	0	3/31	15
W-New Orleans	19	15	78.9	225	0	0	0/0	42
W-Baltimore	16	10	62.5	163	0	2	3/27	51t
W-at Atlanta	11	8	72.7	94	1	0	1/8	22
W-New England	15	11	73.3	102	0	1	1/9	28
W-New York Jets	17	9	52.9	116	2	1	2/16	23t
W-Buffalo	10	7	70.0	143	0	1	0/0	54
1970 Totals	245	142	58.0	2019	17	12	31/282	54

1971	Att.	Comp.	Pct.	Yds.	Int.	TD	Tkld.	Long
T-at Denver	24	13	54.1	181	1	1	5/60	36
W-at Buffalo	18	10	55.5	159	0	1	1/9	28
L-New York Jets	23	9	40.9	146	1	0	1/12	32
W-at Cincinnati	23	12	52.1	194	1	2	1/13	43
W-New England	14	9	64.3	185	0	4	2/28	32
W-at New York Jets	18	5	27.7	68	0	1	1/9	37
W-at Los Angeles	19	13	68.4	209	0	2	3/24	74
W-Buffalo	14	7	50.0	68	0	2	1/6	16
*W-Pittsburgh	14	9	64.3	232	2	3	3/35	86t
W-Baltimore	16	10	62.5	90	0	1	1/9	16
W-Chicago	17	12	70.5	214	1	2	1/11	32
L-at New England	12	6	50.0	70	1	0	1/9	29
L-at Baltimore	30	17	56.7	151	2	0	0/0	18
W-Green Bay	21	13	61.9	122	0	0	2/23	21
1971 Totals	263	145	55.1	2089	9	19	23/248	86t

1972	Att.	Comp.	Pct.	Yds.	Int.	TD	Tkld.	Long
W-at Kansas City	15	8	53.3	111	1	1	2/11	30
W-Houston	16	11	68.8	142	1	1	1/4	39
W-at Minnesota	33	16	48.4	127	2	1	2/15	17
W-at New York Jets	27	15	55.6	220	0	1	0/0	24
San Diego	3	1	33.3	19	0	0	1/8	19
* Baltimore	3	2	66.7	19	0	0	1/7	15
1972 Totals	97	53	54.6	638	4	4	7/45	39

1973	Att.	Comp.	Pct.	Yds.	Int.	TD	Tkld.	Long
W-San Francisco	24	11	47.9	108	2	1	0/0	18
L-at Oakland	25	12	48.0	90	0	1	0/0	28t
W-New England	12	8	66.7	74	0	1	3/21	17
W-New York Jets	17	10	58.8	173	1	3	0/0	46
W-at Cleveland	11	3	27.3	51	2	0	2/13	33
W-Buffalo	20	10	50.0	136	1	2	1/4	29
W-at New England	18	7	38.9	86	0	1	2/13	19
W-at New York Jets	19	13	68.4	198	1	1	1/5	37
W-Baltimore	14	6	42.9	66	1	0	1/7	17
W-at Buffalo	20	11	55.0	123	0	1	0/0	23
W-at Dallas	10	6	60.0	103	0	1	0/0	45t
W-Pittsburgh	13	8	61.5	73	0	1	1/7	22
at Baltimore							(DID NOT PLAY)	
W-Detroit	15	11	73.3	141	0	4	0/0	29
1973 Totals	218	116	53.2	1422	8	17	11/75	46

1974	Att.	Comp.	Pct.	Yds.	Int.	TD	Tkld.	Long
L-at New England	29	19	65.5	254	1	1	5/33	39
W-at Buffalo	13	10	77.0	84	2	2	2/12	18
W-at San Diego	27	14	52.0	248	2	1	2/30	44
W-New York Jets	23	17	74.0	199	0	1	3/32	23
L-at Washington	24	11	45.8	139	2	1	2/13	48
W-Kansas City	25	11	44.0	120	3	0	2/13	29
W-Baltimore	17	11	64.7	108	1	0	1/2	27
W-Atlanta	15	10	66.6	158	1	2	1/6	51
W-at New Orleans	15	10	66.6	93	0	3	2/16	22
W-Buffalo	18	11	61.1	237	0	1	2/15	54
L-at New York Jets	19	8	42.1	116	1	1	3/16	29
W-Cincinnati	13	11	84.6	118	0	2	1/4	27
W-at Baltimore	15	9	60.0	94	2	1	1/10	21
New England							(DID NOT PLAY)	
1974 Totals	253	152	60.1	1968	15	16	27/202	54

1975	Att.	Comp.	Pct.	Yds.	Int.	TD	Tkld.	Long
L-Oakland	32	15	46.9	191	4	0	3/27	32
W-at New England	15	9	60.0	89	3	0	4/42	20
W-at Green Bay	13	7	53.8	133	0	1	0/0	58t
W-Philadelphia	21	15	71.4	137	0	1	1/5	23
W-at New York Jets	14	10	71.4	155	1	3	1/3	53
W-at Buffalo	21	13	61.9	148	2	2	1/3	22
W-at Chicago	19	12	63.2	288	0	3	0/0	79t
W-New York Jets	15	9	60.0	223	0	2	1/9	63
L-at Houston	29	21	72.4	257	2	1	3/21	31
L-Baltimore	12	7	58.3	69	1	1	2/21	19
1975 Totals	191	118	61.8	1693	13	14	16/131	79t

1976	Att.	Comp.	Pct.	Yds.	Int.	TD	Tkld.	Long
W-at Buffalo	21	13	61.9	199	1	1	1/2	30t
L-at New England	26	16	61.5	190	3	1	5/52	39
W-New York Jets	24	12	50.0	127	0	1	1/4	18
L-Los Angeles	11	6	54.5	100	2	1	0/0	47t
L-at Baltimore	5	3	60.0	61	0	0	0/0	31
L-Kansas City	35	25	71.4	306	2	1	4/44	39
W-at Tampa Bay	15	8	53.3	132	1	0	6/42	23
W-New England	22	12	54.5	132	0	1	3/32	28
W-at New York Jets	21	16	76.2	181	0	2	0/0	21
L-at Pittsburgh	21	9	42.9	144	0	0	5/36	30
L-Baltimore	27	17	63.0	286	2	1	3/35	44
L-at Cleveland	33	22	66.7	209	0	2	2/19	36
Buffalo							(DID NOT PLAY)	
L-Minnesota	11	3	27.3	30	1	0	0/0	14
1976 Totals	272	162	59.6	2097	12	11	30/266	47t

1977	Att.	Comp.	Pct.	Yds.	Int.	TD	Tkld.	Long
W-at Buffalo	19	9	47.4	84	0	0	3/32	23
W-at San Francisco	17	10	58.8	169	0	2	2/16	73t
W-Houston	20	13	65.0	194	1	1	1/14	35
L-at Baltimore	32	18	56.3	264	1	0	5/51	47
W-New York Jets	24	17	70.8	132	0	2	1/4	17
W-Seattle	18	11	61.1	105	1	2	2/19	16
L-San Diego	16	9	56.3	82	3	0	3/19	19
W-at N. Y. Jets	15	12	80.0	132	0	2	4/27	25
W-New England	20	11	55.0	130	0	1	3/28	25
L-at Cincinnati	29	10	34.5	113	3	2	2/20	30
W-at St. Louis	23	15	65.2	207	1	6	1/11	37t
W-Baltimore	22	13	59.1	170	1	1	3/25	41
L-at New England	38	22	57.9	260	1	1	6/37	24
W-Buffalo	14	10	71.4	210	1	2	0/0	67
1977 Totals	307	180	58.6	2252	13	22	36/303	73t

1978	Att.	Comp.	Pct.	Yds.	Int.	TD	Tkld.	Long
* Cincinnati W	4	2	50.0	22	0	0	0/0	17
* at San Diego W	11	8	72.7	98	0	1	0/0	19
L-at New England	35	22	62.9	227	2	2	4/38	38
W-Baltimore	22	14	63.6	188	2	2	1/8	63t
W-Dallas	18	12	66.7	185	0	0	4/33	42
W-at Buffalo	21	13	64.0	106	0	1	1/10	17
L-at Houston	33	23	69.7	349	1	2	3/22	47
L-New York Jets	25	14	56.0	112	3	0	2/28	21
W-at Washington	27	14	51.9	170	1	1	3/28	40t
W-Oakland	26	14	53.8	163	2	0	0/0	37
W-New England	13	12	92.3	171	0	2	0/0	40
1978 Totals	235	148	63.0	1791	11	11	18/165	63t

1979	Att.	Comp.	Pct.	Yds.	Int.	TD	Tkld.	Long
W-at Buffalo	27	14	51.8	139	1	0	2/21	25
W-Seattle	27	15	55.6	208	0	2	1/10	51
at Minnesota W	15	10	66.7	94	2	0	1/3	23
Chicago							(DID NOT PLAY)	
L-at N.Y. Jets	45	22	48.9	296	1	3	1/10	36
L-at Oakland	19	10	52.6	106	2	0	6/49	15
W-Buffalo	12	7	58.3	101	1	0	0/0	28
L-at New England	18	10	55.6	57	2	1	1/3	16
W-Green Bay	27	18	66.7	287	0	1	2/24	37t
L-Houston	26	14	53.8	158	2	0	2/20	31
W-Baltimore	24	12	50.0	141	2	2	2/18	35
W-at Cleveland	21	10	47.6	115	2	0	1/8	32
*W-at Baltimore	17	9	52.9	128	0	2	2/13	31t
*W-New England	10	8	80.0	101	0	1	0/0	38t
W-at Detroit	22	17	77.3	229	1	2	5/44	29t
New York Jets							(DID NOT PLAY)	
1979 Totals	310	176	56.8	2160	16	14	26/223	51

Bob Griese on his concealed excitement after a TD:

It's like a duck going across the lake. He looks like he's going so effortlessly, but below the surface, he's paddling like crazy. It's just my way not to show emotion. I'm more concerned about getting the next touchdown.

GRIESE'S SINGLE-GAME HIGHS

Pass Attempts	45 (10-19-69 at Kansas City) completed 21
Pass Completions	45 (9-30-79 at NY Jets) completed 22
Passing Yards (Gross)	25 (10-17-76 vs. Kansas City) attempt 35
Passing Yards (Net)	349 (11-20-78 at Houston)
Longest Completion	327 (11-20-78 at Houston)
Best Percentage	86-yard TD, Warfield (11-14-71 vs. Pitt)
Touchdown Passes	92.3 (12-18-78 vs. New England) 12 of 13
	6 (11-24-77 at St. Louis)
	4 (three times)
Interceptions	5 (12-23-67 vs. Houston) 16 of 41
Sacked by Defense	7 (9-20-70 at New England) 67 yards

Additional — Fumbles/Lost: 5-1 in 1970, 9-3 in 1971, none in 1972, 5-3 in 1973, 5-0 in 1974, 2-1 in 1975, 3-1 in 1976, 6-2 in 1977, 2-2 in 1978, 4-1 in 1979 for 1970s Total 41-14. Recovered Dolphin Fumble: 2 in 1970, 5 in 1971, 3 in 1973, 3 in 1974, 2 in 1976, 2 in 1977, 2 in 1979 for 1970s Total of 19.



BRUCE HARDY

Tight End

84

6-4½, 230
3rd Year
Born June 1, 1956

Arizona State
(D9, 1978)

An earnest blocker and clutch receiver, he completed an unusual metamorphosis from college quarterback to pro lineman as Dolphins' starting tight end in 1979... he balanced Dolphin passing game with 30 receptions for 386 yards and three touchdowns while applying himself to goal of improved blocking... "He's very intelligent and makes very few errors," Coach Don Shula says, "and he's a good competitor with excellent hands"... he endured slight shoulder separation and started 15 games including playoff... he caught 10 passes for 124 yards in his first three starts... he is the only late-round draftee to start in Dolphins' offense since 12th-round wide receiver Howard Twilley in 1966... he inherited job when four-year regular Andre Tillman suffered broken leg in 1979 preseason... his versatility boosted his job prospects as ninth-round draftee, 247th player in 1978... he contributed 20 tackles (10 initial hits) on special teams and was part-time snapper on punts... his third and fourth NFL receptions were touchdowns as he played in double-tight end formations... he also took two snaps from center as QB against Chicago Sept. 23, 1979 when three quarterbacks were disabled...

COLLEGE, PERSONAL: He caught 47 passes for 547 yards and two TDs at Arizona State after switching from quarterback in 1975 opener to tight end... he snared 19 passes for 269 yards as senior, and Dolphin scouts spotted him in Can-Am Bowl... full name Bruce Alan, born June 1, 1956 in Murray, Utah, he was rated nation's outstanding prep athlete in April 29, 1974 Sports Illustrated cover story... he was Utah's football and basketball Most Valuable Player in both junior and senior years at Bingham High in Copperton and was twice all-state in baseball... he scored 1,150 points in three-year prep basketball career... B.S. in business administration... bachelor lives in West Jordan, Utah.

HARDY'S SINGLE-GAME HIGHS

Receptions	4 (twice in 1979)
Receiving Yards	62 on 4 catches (9-16-79 at Minnesota)
Longest Reception	28 yards (11-18-79 at Cleveland)

HARDY'S STATISTICS

	G-S	No.	Yds.	Avg.	Long	TD
1978	16-0	4	32	8.0	15	2
1979	16-14	30	386	12.8	28	3
TOTALS	32-14	34	418	12.3	28	5
Playoffs	2-1	2	12	6.0	10	0

Additional — Fumbles/Lost: none in 1978 and 1979. Kickoff Returns: 2-27, avg. 13.5, long 15 in 1978. Passing: 1-0-0, 11-11-79 vs. Baltimore.



DURIEL HARRIS

Wide Receiver

82

5-11, 184
5th Year
Born Nov. 27, 1954

New Mexico St.
(D3, 1976)

Swift and graceful with a knack for acrobatic catches, he epitomizes the big-play receiver... he will surpass 3,000 yards in his fifth season and rise to No. 3 on the all-time Dolphin chart with another productive year... his diving and juggling catches are masterpieces for highlight films... he averaged 19 yards per reception in 1979 with career-high 798 yards on 42 catches, and he snagged seven-yard touchdown pass in playoff loss at Pittsburgh... he formed awesome partnership with Nat Moore for a combined 90 receptions and 1,638 yards — almost a mile, and a Dolphin record for wide receiver duo... "Nat and myself are aware of what each other can do," he says. "We try to help each other by taking out a safety, and just working together opens things up"... he collected four 100-yard games in 1979 to equal record by Paul Warfield in 1971... he established Dolphin single-game records with 10 catches for 180 yards Oct. 28, 1979 against Green Bay, and 9 of 10 were delivered by quarterback Bob Griese including 37-yard TD to Ignite 27-7 rout... his other 100-yard efforts came against Seattle, at Cleveland and at Baltimore... he missed one game with groin pull... he has never fumbled in four seasons, handling football 212 times including receptions and kick returns... "The concentration he shows catching deflected balls is uncanny," Coach Don Shula says... he has impressive 26.1-yard career average on 50 kickoff returns for 1,307 yards... he was named AFC's outstanding kick returner by Players' Association and Pro Football Weekly with NFL-leading 32.9-yard average as rookie in 1976... three of his six 100-yard games have come against Baltimore (5 for 116 as rookie, 4 for 127 in 1977 and 7 for 116 in 1979)... combining passes and kick returns, he has averaged 18.9 yards (203 for 3,831) every time he has football... he wore No. 26 as rookie because veterans had taken all numbers in 80s, and he missed two games that season with sprained ankle... third-round draftee, 80th player in 1976.

COLLEGE PERSONAL: An All-Missouri Valley Conference selection as senior, he was "lonesome end" in Wishbone offense at New Mexico State but still caught 89 passes for 1,562 yards (17.5 average) and 13 TDs... his father, Durriel Sr., was elevated in 1980 to head football coach at Charlton-Pollard High in Beaumont, Tex.... full name Durriel LaDon Jr., born Nov. 27, 1954 in Port Arthur, Tex., and close neighbor of Baltimore Colts running back Joe Washington... bachelor has Sunday morning radio show during offseason in Miami.

HARRIS' SINGLE-GAME HIGHS

Receptions	10 for 180 yards (10-28-79 vs. Gr-Bay)
Receiving Yards	180 on 10 catches (10-28-79 vs. Gr-Bay)
Longest Reception	63-yard touchdown (10-29-79 vs. Balt)
TDs Receiving	2 (11-6-77 at N.Y. Jets) 20, 24

HARRIS' STATISTICS

	G-S	No.	Yds.	Avg.	Long	TD
1976	12-2	22	372	18.9	44	1
1977	14-4	34	601	17.7	47	5
1978	16-15	45	654	14.5	63t	3
1979	15-14	42	798	19.0	51	3
TOTALS	57-35	143	2425	17.0	63t	12
Playoffs	2-2	7	103	14.7	33	1

(100-yard games: 1976-1; 1977-1; 1979-4)

Additional — Kickoff Returns: 17-559, avg. 32.9, long 69 in 1976; 4-91, avg. 22.8, long 31 in 1977; 29-657, avg. 22.7, long 53 in 1978. Totals: 50-1307, avg. 26.1, long 69, no TD. Punt Returns: 9-79, avg. 8.7, long 16 in 1976. Rushing: 1 for 20 yards, 9-23-79 vs. Chicago. Fumbles/Lost: none in 1976, 1977, 1978 and 1979.

Playoffs — Kickoff Returns: 2-67, avg. 33.5, long 39, 12-24-78 vs. Houston.



STEVE HOWELL

Fullback

36

6-2, 230

Baylor

2nd Year

(D4, 1979)

Born Dec. 20, 1956

As the heir apparent to Larry Csonka, he has exceptional quickness for fullback and could bolster Dolphin offense as third-down receiver ... he caught two passes for 21 yards in triumph at Baltimore ... he was No. 3 fullback behind Csonka and Norm Bulaich for first half of rookie season, but he had outlasted veterans Jim Braxton (waived) and Leroy Harris (traded) to earn spot on roster ... a crackling blocker from his role in college Veer offense ... he played sparingly with three carries for eight yards and three receptions for 23 yards ... in preseason he netted only 19 yards on 10 carries but caught five passes for 45 yards ... hamstring pull and broken little finger on right hand were annoyances in rookie year ... fourth-round draftee, 107th player in 1979 ... he runs consistent 4.6 seconds in 40-yard dash.

COLLEGE, PERSONAL: He formed a rugged duo in Baylor backfield with Greg Hawthorne, No. 1 choice of Pittsburgh Steelers in 1979 ... he gained 1,064 yards on 208 carries and scored three touchdowns in career, and he caught 12 passes for 63 yards ... his four-year rushing totals were 215, 165, 387 and 297 and he averaged 7.2 yards per carry as junior with 67-yard spurt against Texas A&M ... B.S. in physical education ... full name Stephen Glen, born Dec. 20, 1956 in Corsicana, Tex., he was captain in four sports at Waxahachie High and he once rushed for 350 yards in a game ... he and wife June (married 5-21-78) live in Miami Lakes, and he participated in Dolphin offseason conditioning program.



MIKE KOZLOWSKI

Safety

37

6-0, 197

Colorado

2nd Year

(D10b, 1979)

Born Feb. 24, 1956

He parlayed competitiveness and natural ability into a spot in the defensive backfield, becoming the first-ever Dolphin rookie to make a transition from running back ... he intercepted two passes in preseason victory at Minnesota and showed a keen mind for intricacies of defense ... he became

"nickel" back for final five games, replacing injured rookie Glenn Blackwood ... "Having been beaten up for four years, it's a good feeling when I put a hit on someone else," he says ... he collected 31 tackles (22 initial hits) with good coverage on special teams ... he returned four kickoffs for 85 yards and three punts for 21 yards (106 total return yards) and he had four fair catches ... he also studied Dolphin passing assignments in practicing at wide receiver ... he started regular-season finale against New York Jets when strong safety Tim Foley rested a bruised knee ... 10th-round draftee, 272nd player in draft.

COLLEGE, PERSONAL: An injury-plagued tailback at Colorado, he gained 239 yards as junior and 165 yards as senior ... Dolphin scouts were impressed by his tenacity ... broken rib in 1977 twice caused punctured lung, but he returned from six-game absence and had 42-yard touchdown jaunt and 55-yard tailback option pass for TD in victory over Iowa State ... as senior he recovered from badly dislocated elbow after doctor advised his football career was finished ... he earned California all-state honors at Mira Costa Junior College in 1976 by rushing for 1,100 yards ... full name Michael John, born Feb. 24, 1956 in Encinitas, Ca., he was basketball MVP at San Dieguito High ... he and wife Kristy live in Carlsbad, Ca., with daughters Kemery (11-26-77) and Brynn (5-25-79).



BOB KUECHENBERG

Guard/Tackle

67

6-2, 255

Notre Dame

11th Year

(FA, 1970)

Born Oct. 14, 1947

A peerless technician with recognized skills in every offensive line position, he represents one of the last links to the Super Bowl blocking wall of the early 1970s ... a four-time Pro Bowl selection (1974-75-77-78), he was named All-NFL in 1978 by Associated Press when he started eight times at guard and seven times at tackle on left side of Dolphin line ... "It takes pride and an obsession for details to be an offensive lineman," he says, and his boundlessly competitive spirit has been applied to mastering guard, tackle and center assignments ... he earned Sporting News All-AFC honor at tackle when simultaneously voted to Pro Bowl at guard ... despite sprained knee he started all 17 games including playoff at left tackle in 1979 but will return to left guard to make room for 1979 first-round draftee Jon Giesler ... he has played in 146 games including 13 playoff starts — only Dolphin to play in all 13 — and he ranks behind only Bob Griese (160), Larry Little (159) and Norm Evans (147) in career Dolphin starts with 140 ... Coach Don Shula calls him "a street fighter — he doesn't know how to quit" ... he replaced injured Maxie Williams in ninth game of 1970 rookie season and had 53 consecutive starts before suffering fractured left forearm in 13th game of 1973 ... two weeks later he returned to lineup for playoffs and he neutralized All-Pro tackle Alan Page in Super Bowl VIII victory over Minnesota ... he mounted another 42 straight starts before missing last four games of 1976 with bone chips in left ankle ... he made remarkable recovery in 1977 from broken back (two fractures of transverse process), sustaining injury Aug. 13 but missing only two regular-season starts ... 28 of his 140 starts have been at left tackle including three games in 1974 to alleviate manpower shortage ... fourth-round draftee by Philadelphia, 80th player in 1969, he faulted himself for being cut by Eagles ... he was placed on Atlanta taxi squad, then cut a week later ... he played seven games

Guard Bob Kuechenberg on Dolphin quarterbacks:

When Bob Griese's in there, he's a master. When Don Strock's in there, he's a gutty operator. We're just fortunate to have two great quarterbacks.

(five without pay) with 1969 Chicago Owls of semipro Continental League and was selling business forms when signed as free agent by Dolphins in 1970 ... he played head-to-head against older brother Rudy on special teams in 1970 game with Cleveland.

COLLEGE, PERSONAL: He was voted Notre Dame's outstanding defensive lineman in 1968 while also playing offensive tackle ... he played third base on Fighting Irish baseball squad ... B.A. in economics ... full name Robert John, born Oct. 14, 1947 in Gary, Ind., one of nine children, and raised in Hobart, Ind. ... he rode in gunnysack on dad's back for rodeo clown act, and dad was Human Cannonball before Kooch was born ... he owns Interior Arts Inc., selling oil paintings to customers at home rather than in art gallery, and he travels around the globe as sports marketing director for Pan Am World Airways ... he and wife Marilyn are renovating an old mansion on Star Island, Miami Beach ... he has two sons, Bryan, 9, and Erik, 7, by a previous marriage.

Games/Starts — 1970 (9-5); 1971 (14-14); 1972 (14-14); 1973 (13-13); 1974 (14-14); 1975 (14-14); 1976 (10-10); 1977 (14-12); 1978 (16-15); 1979 (16-16). Playoffs (13-13). TOTAL: 146-140.



ERIC LAAKSO

Tackle/Guard

68

6-4, 265

3rd Year

Born Nov. 29, 1956

Tulane
(D4b, 1978)

His industrious attitude and rapid progress at both guard and tackle have marked him for a bright future in Dolphin offensive line ... a contender for starting tackle job, he had to overcome a two-month hiatus with ankle injury in 1979 ... he started twice at right guard in November 1979 for injured Larry Little and was capable fill-in at tackle ... blond giant has learned from established All-Pros like Kuechenberg, Langer and Little ... "He's intelligent, strong and fast enough," Coach Don Shula says. "He will be in the hunt to start" ... he provided valuable relief work in 1978 as rookie, and when Little was sidelined by knee and ankle injuries, he was impressive starter in playoff against Houston ... he is only player in Dolphin history whose first start came in playoff game, and coaches didn't inform him of assignment until day of game to reduce jitters ... "They know how much energy I would have burned up thinking about it," he said ... good balance and foot movement for pass blocking ... he had torn fibers of soleus tendon in his left ankle Aug. 11, 1979 and hobbled on crutches for five weeks ... he was activated Oct. 13 from injured reserve list ... fourth-round draftee, 106th player in 1978.

COLLEGE, PERSONAL: He earned All-South Independent honors at Tulane and was All-America honorable mention by Associated Press ... B.S. in geology ... full name Eric Henry, born Nov. 29, 1956 in New York, he was raised in Sterling, Ct., and starred in football and track at Killingly High in Danielson, Ct. ... his father was soccer player in Finland ... name pronounced LOCK-so ... bachelor lives in Pembroke Pines.

Games/Starts — 1978 (16-0); 1979 (10-2). Playoffs (2-1). TOTAL: 28-3.



MEL LAND

Linebacker

52

6-3, 242

2nd Year

Born Nov. 30, 1955

Michigan St.
(D3b, 1979)

A hefty, mobile linebacker who can provide relief in the trenches, he has greater awareness of Dolphin defense in second season ... he was limited to special teams' duty as a rookie and he collected 15 tackles (3 initial hits) ... he recovered a fumble on kickoff coverage against Green Bay ... a crisp tackler with good range, he will compete at strongside linebacker ... he practiced at nose tackle in midseason 1979 ... third-round draftee, 63rd player in 1979 ... he led running backs and linebackers in 12-minute run.

COLLEGE, PERSONAL: An All-Big Ten defensive tackle, he helped the Spartans to 7-3-1 and 8-3 records his final two seasons and was voted outstanding defensive player as senior ... captain and three-year starter, he collected 252 tackles ... he was All-America honorable mention by Sporting News ... he was born Nov. 30, 1955 in Campbell, Ohio, and was three-sport star including track sprinter at Campbell Memorial High near Youngstown ... B.A. in communications.



RONNIE LEE

Tight End

86

6-3, 235

2nd Year

Born Dec. 24, 1956

Baylor
(D3c, 1979)

He could develop into an intimidating blocker in bolstering Dolphin running attack, and he has untapped potential as a receiver ... he performed in goal-line offense and other double-tight end situations as a rookie, and he caught two passes for 14 yards on opening touchdown drive in victory at Detroit ... "He has worked well in practice catching the ball," Coach Don Shula says, "and he's always been a good blocker" ... he ousted veteran Laird McCreary in 1979 training camp competition ... he snared 21-yard touchdown pass in preseason triumph at Minnesota ... he runs 40 yards in 4.8 seconds ... third-round draftee, 65th player in 1979 and third tight end behind Kellen Winslow (Chargers) and Dan Ross (Bengals).

COLLEGE, PERSONAL: A four-year starter at Baylor, he played in Senior Bowl, Hula Bowl and East-West Shrine game ... he caught 53 passes for 694 yards and five TDs in career, and he blocked for Dolphin teammate Steve Howell ... he was Southwest Conference Freshman of the Year in 1975 when he scored on 80-yard pass against Texas A&M ... he was coached by Cotton Davidson, former AFL Oakland Raiders quarterback (1962-69) ... full name Ronnie Van, born Dec. 24, 1956 in Pine Bluff, Ark., he was teammate of Earl Campbell at John Tyler High in Tyler, Tex., in capturing state championship in 1973 ... he and wife Tessie live in Miami Lakes with their son LaWhalen (1-7-76).

Tim Foley on tackling Chicago Bears' Walter Payton:

I went for his first move when he was already on his third. I guessed right.



LARRY LITTLE

Guard/Tackle

66

6-1, 260
14th Year
Born Nov. 2, 1945

Bethune-Cookman
(Trade, 1969)

A rumbling giant in the Dolphin trenches for 11 years, he has built a mountain of achievements by which any succeeding All-Pro blocker will be compared ... his very presence in leading a sweep was an intimidating force in a Miami running attack which led the NFL in the 1970s at 2,372 yards per season ... he has worn All-Pro laurels six times and was a Pro Bowl selection four consecutive times (1971-74), and he is only player ever named AFC's outstanding offensive lineman three straight times (1970-72) by Players' Association ... he has resolved to give another solid performance in his 14th and final NFL season in 1980 ... "I came in the back door (as 1967 free agent) and I want to go out the front door as a winner," he says ... he was named All-NFL six times by Pro Football Writers (1971-75 and 1977) and he earned that honor five times from Associated Press ... he was troubled by sore left ankle throughout 1979 but missed only two starts ... he has played in 165 games and started 161 for Dolphins, trailing only quarterback Bob Griese (168-160) in club history ... he needs 11 games to reach 200 in career which began in San Diego in 1967 ... "A real inspiration for us," Coach Don Shula says, "not just for the way he's performed but also for his influence on our younger players" ... he logged streaks of 64 and 51 straight starts from 1969 to 1977 around one missed game to rest an injured shoulder prior to 1973 playoffs ... his second streak was stopped when he sprained knee in fifth game of 1977 ... altogether he has missed only six starts in the Dolphins' 157 games under Shula in the 1970s ... he has started 12 of Dolphins' 13 playoff games, absent only in 1978 against Houston with sprained knee and ankle, and he underwent surgery on left ankle in March 1979 ... he has played right tackle (four starts in 1976) during injury crunch and could be utilized that way in 1980 ... native Floridian was first Dolphin player inducted into Florida Sports Hall of Fame on March 6, 1978 ... "I rank this higher than any of the other honors I've gotten," he says ... National 1,000-Yard Club in Appleton, Wis., named him NFL's outstanding blocker in 1972 after Dolphins rushed for NFL-record 2,960 yards in perfect season ... he signed for \$750 bonus as free agent for San Diego in 1967 and was traded July 2, 1969 ironically for high school teammate Mack Lamb, a Dolphin cornerback.

COLLEGE, PERSONAL: He was two-way tackle at Bethune-Cookman College in Daytona Beach ... B.A. in sociology ... full name Larry Chatmon, born Nov. 2, 1945 in Groveland, Ga., he starred at Booker T. Washington High in Miami ... teammates call him "Chicken" after his favorite food, and he invited O.J. Simpson to dinner for mother Ida's home-cooking on eve of Simpson's 203-yard day against 1976 Dolphins ... he launched Gold Coast Summer Camp for underprivileged kids in 1970, begun on South Miami Beach with tents and cots ... It now provides recreation for 300 youngsters in free two-week program every June at Florida Memorial College and is backed by \$30,000 United Way grant ... he and wife Rosie live in Miami with daughter Damita (8-11-78) ... he is listed in Who's Who in Black America and he holds an honorary doctorate of humanities from Biscayne College in 1972.

Games/Starts — San Diego 1967 (10-0); 1968 (14-4); Miami 1969 (11-10); 1970 (14-14); 1971 (14-14); 1972 (14-14); 1973 (13-13); 1974 (14-14); 1975 (14-14); 1976 (14-14); 1977 (14-13); 1978 (16-15); 1979 (15-14). Playoffs (12-12). TOTAL: 189-165, Miami 165-161, San Diego 24-4



BOB MATHESON

Linebacker

53

6-4, 225
14th Year
Born Nov. 25, 1944

Duke
(Trade, 1971)

As catalyst in the evolution of the three-man defensive line, he has niche in NFL and Dolphin history while aiming for a 200th game at linebacker in 1980 ... he has been integral part of consistent Dolphin defense for a decade, still running 40-yard dash in 4.9 seconds and tackling with authority ... he has played in 196 games as the elder statesman of pro linebackers, and his 137 games in Miami are most ever by a Dolphin linebacker ... he proved himself agile as ever in his 13th season, starting three games for injured Kim Bokamper and earning game ball with 28-yard interception return against Seattle ... Dolphins acquired him Sept. 1, 1971 from Cleveland for second-round draft choice, and he had played four seasons with Browns after being first-round draftee, 18th player in 1967 ... he became the quintessence of Coach Don Shula's "situation substitution" approach in 1972 as fourth linebacker in passing situations, having option to blitz quarterback or retreat into pass coverage ... "53 Defense" was named not only for Matheson's jersey number but also for creating five short zones and three deep zones in pass defense ... "I couldn't play a normal position so they created one for me," Matheson modestly said, but Dolphins won consecutive Super Bowls aided by his unique role ... he rose to full-time duty (1974-77) with 42 starts over four seasons ... he led Dolphins with 103 tackles in 1974 when he started last six games and AFC playoff for injured Doug Swift ... he was voted team's outstanding linebacker in 1975 with 109 tackles on weak side, and he moved to strong side in 1976 when Swift retired for medical school ... he had career-high 130 tackles (73 initial hits) in 1977 although he shared inside spot until knee injury sidelined Mike Kolen in sixth game ... he started three early games in 1978 until suffering two fractures of transverse process in lower back ... only other injury absence saw him miss three starts in 1976 with torn calf muscle ... "I've been very fortunate not to have had any crippling-type injuries," he says, "and I do make it a point not to get out of shape" ... his nine interceptions for Dolphins include 34-yard

MATHESON'S STATISTICS

	G-S	Tack.	Asst.	Total	Opp. Fum.	QB Sack	Int.	Yds.
*1967-70	55	—	—	—	4	—	4	55
1971	14-1	42	17	59	1	—	—	—
1972	14-1	38	30	68	—	2½	—	—
1973	14-2	41	29	70	—	3	—	—
1974	14-8	71	32	103	1	3	1	10
1975	14-13	55	54	109	—	2	3	32
1976	13-11	47	43	90	—	1	2	34
1977	14-9	73	57	130	2	2	1	7
1978	12-3	27	14	41	—	1½	—	—
1979	16-3	15	28	43	—	—	1	28
Miami								
Totals	125-51	409	304	713	4	15	8	111
CAREER	180	—	—	—	8	15	12	166
Miami								
Playoffs	12-2	35	21	56	0	0	1	29

*Cleveland, 55 regular-season games and 4 playoff games.

Additional — Kickoff Returns: 1-0 in 1969; 2-21, long 14 in 1970; 3-32, long 16 in 1971; 2-34, long 17. In 1972; 5-65, long 22 in 1974 for totals 13-152, avg 11.7, long 22. Fumbles/Lost: 1-1 in 1974. Blocked Punt for TD 11-11-73 vs. Baltimore.

return against Cleveland in 1976 and 29-yard runback in 1973 AFC Championship game against Oakland.

COLLEGE, PERSONAL: A consensus All-America at Duke University in 1966, he set school record for tackles . . . B.A. in psychology . . . full name Robert Edward, born Nov. 25, 1944 in Boone, N.C., he helped Appalachian High to state championship with two unbeaten seasons . . . he and wife Pam (married 6-17-67) live in Hollywood, Fl., with sons Todd (8-19-70) and Drew (8-24-73) and daughter Jill (1-21-77) . . . he earned real estate license in 1979 and also opened T-shirt store in Augusta, Ga. . . he and Dolphin quarterback Don Strock own adjacent lime groves in South Dade.



NAT MOORE

Wide Receiver

89

5-9, 188

Florida

7th Year

(D3, 1974)

Born Sept. 19, 1951

A firefly with his blinking-quick moves, he has beaten defenders for more touchdown catches (28) than any NFL receiver in the past three seasons and has rewritten all Dolphin career receiving records . . . his elusiveness and safecracker hands have earned a reputation as one of pro football's most reliable receivers on possession plays . . . "That's his trademark — a pressure ballplayer," Coach Don Shula says . . . an All-Pro in 1977 when he led the league with 12 TD catches, he has averaged 50 catches over the past three seasons . . . he transcends all superstar receivers in his tenacious blocking . . . "Being a superstar would be great, but being able to come through in the crunch is what's important to me," he says . . . he has paced Dolphin receivers for six consecutive years while building totals of 258 catches for 4,186 yards (16.2-yard average) and 38 TDs, all club records . . . three times he has had back-to-back 100-yard games, and no other Dolphin receiver has done it more than once . . . he missed entire 1979 preseason when he suffered hairline fracture of transverse process during scrimmage with New Orleans . . . he caught five passes for 121 yards against Chicago and followed with eight catches for 127 yards against New York Jets in late September . . . he snagged 13 passes for 229 yards in two losses to Jets . . . he has nine 100-yard games in career, three fewer than Paul Warfield (1970-74) . . . his most memorable performance was three-TD spectacular in 1977 at San Francisco when he scored on 32-yard screen pass as halfback, 19-yard run on flanker reverse and 73-yard bomb after faking curl pattern and doing takeoff . . . he earned All-NFL honors from Associated Press and Pro Football Writers in 1977 and All-AFC recognition from three other selectors . . . only injury absence was last five games of 1976 with broken left leg . . . third-round draftee, 78th player in 1974 . . . he won Tommy Fitzgerald Memorial Award as outstanding rookie in training camp when he grabbed TD passes of 73 and 67 yards in his first Dolphin preseason game.

COLLEGE, PERSONAL: He was gamebreaker in 1972 as Florida junior by rushing for 845 yards and catching 25 passes for another 351 yards . . . Injuries slowed him as a senior, and after Dolphins drafted him, he underwent knee surgery in May 1974 . . . he had been freshman dropout at Tennessee-Martin and had played basketball at Miami-Dade Community College South where coach touted him to Florida . . . full name Nathaniel (no middle name), born Sept. 19, 1951 in Tallahassee, he was raised in Miami and starred as All-City running back at Edison High in 1968 . . . he and wife Patricia

live in North Miami with daughters Trellanee (3-30-70) and Natalie (11-3-77) . . . he coaches an AAU basketball team, International Players, which has won two Gold Coast titles . . . he is producer of "Jimmy G. International DJ's," a disco group, and he and teammate Larry Little have opened a roller-skating disco in Miami.

MOORE'S STATISTICS

	RUSHING					RECEIVING				
	G-S	Att.	Yds.	LG	TD	No.	Yds.	Avg.	LG	TD
1974	13-7	3	16	15	0	37	605	16.4	48	2
1975	14-14	8	69	36	0	40	705	17.6	79t	4
1976	9-9	4	35	21	0	33	625	18.9	67t	4
1977	14-14	14	89	24	1	52	765	14.7	73t	12
1978	16-15	4	—3	3	0	48	646	13.5	47	10
1979	16-14	3	22	18	0	48	840	17.5	53	6
TOTALS	82-73	36	228	39	1	258	4186	16.2	79t	38
Playoffs	3-3	1	7	7	0	9	161	17.9	40	0

(100-yard games: 1975-2; 1976-2; 1977-2; 1979-3)

	PUNT RETURNS						KICKOFF RETURNS					
	No.	FC	Yds.	Avg.	LG	TD	No.	Yds.	Avg.	LG	TD	
1974	9	0	136	15.1	42	0	22	587	26.7	40	0	
1975	8	2	80	10.0	29	0	9	243	27.0	42	0	
1976	8	3	72	9.0	23	0	2	28	14.0	28	0	
1977			(NONE)					(NONE)				
1978	1	1	11	11.0	11	0		(NONE)				
1979	0	6	0	0.0	0	0		(NONE)				
TOTALS	26	12	299	11.5	42	0	33	858	26.0	42	0	
Playoffs	3	1	29	9.7	24	0	4	149	37.3	89t	1	

Additional — Fumbles/Lost: 1-1 in 1974, 1-0 in 1975, 1-1 in 1976, none in 1977, 1-0 in 1978 and 1-0 in 1979 for totals 5-2. Recovered Dolphin Fumble: one in 1974, 1975 and 1977 and 2 in 1979 for total of 5. Passing: 1 for 1, 31 yards, 11-24-74 at NY Jets.

MOORE'S SINGLE-GAME HIGHS

Receptions 8 for 127 yards (9-30-79 at N.Y. Jets)
 Receiving Yards 144 on 5 catches (12-17-77 vs. Buffalo)
 Longest Reception 79-yard touchdown (11-2-75 at Chicago)
 *TDs Receiving 3 (11-24-77 at St. Louis) 4, 9, 28
 *also scored 3 TDs including reverse 9-25-77 at San Francisco



TONY NATHAN

Running Back

22

6-0, 206

Alabama

2nd Year

(D3a, 1979)

Born Dec. 14, 1956

He brought a rich lode of versatility to the Dolphin offense as a rookie and eclipsed the single-season record for all-purpose yardage with 1,603 yards . . . he was named the All-NFL kick returner by Associated Press after topping 1,000 yards on kickoff returns and leading the AFC with a 10.9-yard average on punt returns (28 for 306 yards) . . . All-AFC punt returner by Sporting News, he set Dolphin record with 86-yard touchdown return in Oct. 14 victory over Buffalo . . . "I was dying to get into the end zone and see what it felt like," he described first pro TD . . . he juiced up Miami offense as third-down receiver, catching 17 passes for 213 yards in last seven games, and his 12-yard TD catch at Baltimore provided winning margin . . . his all-purpose yardage included 68 yards rushing on 16 carries and 1,016 yards on 45 kickoff returns . . . old record belonged to Mercury Morris (1,502 yards in 1972), whose jersey No. 22 was inherited by Nathan . . . longest kickoff return was 43 yards at Baltimore, and he topped 100 yards in four games . . .

third-round draftee, 61st player in 1979 and 10th running back.

COLLEGE, PERSONAL: He capped a splendid Alabama career by rushing 127 yards on 21 carries as the Crimson Tide edged Penn State, 14-7, for national championship in 1979 Sugar Bowl ... he gained 1,997 yards on 310 carries — an impressive 6.4-yard average — and scored 29 touchdowns (15 as a junior) over four seasons ... he had six 100-yard games, and as junior and senior, he rushed for 642 and 770 yards as Alabama posted consecutive 11-1 marks ... he played in Senior Bowl and Hula Bowl ... full name Tony Curtis, born Dec. 14, 1956 in Birmingham, Ala., he starred in basketball and football at Woodlawn High ... he and wife Johnnie (married 6-16-79) live in Miami with their infant daughter Francheria Nicole (7-9-80).



ED NEWMAN

Guard

6-2, 255
8th Year
Born June 4, 1951

64

Duke
(D6, 1973)

His torpedo-like blocking charge has made him a powerful part of the Dolphins' offensive line and able successor to Larry Little at right guard ... uncommonly strong and mobile, he became full-time starter in his seventh season and logged 17 starts including playoff at left guard in 1979 ... he has title of all-time strongest Dolphin with 485 pounds in bench press, and he can do 10 or more repetitions of 400 pounds ... "Working hard has never been an obstacle to me," he says ... he has 42 career starts with 35 at left guard and 7 at right guard, and his last 25 starts (8 in 1978 and 17 in 1979) have been with Bob Kuechenberg alongside at tackle ... he moves to right side in 1980 where he had first pro start in 1973 finale as Little rested sore shoulder ... "An overpriced insurance policy finally paid off," he describes his diligent bid for starting role ... Dolphins earned dividends as early as 1974 when Newman started four games at left guard, then again in 1976 when he toiled four games at each guard position when injuries forced adjustments ... he had played in 83 consecutive games and started 5th through 12th games in 1978 but he tore ligaments in left knee and was idled the rest of the season ... "I don't come back as good as, I come back better," he resolved after knee surgery ... his obsession for superb conditioning sprang from his courageous victory over cancer when malignant tumor on thyroid gland required two throat operations in January 1975 ... a tough regimen of weightlifting, bicycling and swimming restored his strength ... "I'm no medical hero," he insists, "but I think people can overcome problems with determination" ... sixth-round draftee, 156th player in 1973 ... Miami's only drafted offensive lineman in 1970s to start more than 10 games.

COLLEGE, PERSONAL: An All-Atlantic Coast Conference guard and defensive tackle at Duke, he twice won the ACC heavyweight wrestling crown ... B.S. in psychology ... full name Edward Kenneth, born June 4, 1951 in New York, he starred at Syosset High on Long Island ... he and wife Cathy (married 1-23-77) live in Miami with their daughter Stephani (3-26-79) ... he has a cat named "Monte Clark" after his first Dolphin offensive line coach ... he works in sales program for Jartran Trucking ... he did TV promotional spot for United Way in 1980 offseason.

Games/Starts — 1973 (11-1); 1974 (14-4); 1975 (14-0); 1976 (14-8); 1977 (14-3); 1978 (12-9); 1979 (16-16). Playoffs (5-1). TOTAL: 100-42.



RALPH ORTEGA

Linebacker

6-2, 225
6th Year
Born July 5, 1953

54

Florida
(Trade, 1979)

His ambition to become a Dolphin starter could be realized in 1980 after overcoming right knee surgery which undermined his first try ... a crackling hitter with exceptional strength and quickness, he logged four years with Atlanta before Falcons traded him to Dolphins April 18, 1979 for third-round draft choice ... he is first linebacker in Dolphin history to bench press more than 400 pounds ... the only Cuban in the National Football League, he proudly represents Miami's burgeoning Cuban exile community ... he was listed Physically Unable to Perform and missed 1979 training camp after May 24 surgery to repair cartilage and ligament damage in right knee, and he was activated Oct. 25 to play on special teams for final eight games ... he participated in 13 tackles (8 initial hits) ... lower back sprain forced him to miss playoff at Pittsburgh ... his finest season was 1977 as middle linebacker in Atlanta defense which set modern NFL record of allowing only 129 points ... he called defensive signals as successor to former All-Pro Tommy Nobis, and he collected 144 tackles (63 initial hits), intercepted four passes and scored decisive touchdown with 14-yard fumble return Nov. 13, 1977 against Detroit ... his five fumble recoveries tied Falcon record ... he missed only one game in 60 over four years, but knee and ankle problems moved him into backup role in 1978 ... second-round draftee, 29th player in 1975.

COLLEGE, PERSONAL: He earned All-America honors from Sporting News in 1974 at Florida after accumulating 387 tackles and forcing 14 fumbles in three seasons with Gators ... he was teammate of Dolphin wide receiver Nat Moore on 7-4 team in 1973, and he and Dolphin free safety Neal Colzie were teammates at Coral Gables High under Coach Nick Kotys when Cavaliers posted 11-0 and 9-2 records in 1969 and 1970 ... he wore No. 55 throughout high school, college and four years in Atlanta ... he was Florida state champion with 171-2 in discus throw in 1971 ... B.S. in business management ... full name Rafael (no middle name), born July 5, 1953 in Havana ... his father Jose served in Cuban legislature under President Fulgencio Batista ... Ortega family was vacationing in Canada when Fidel Castro overthrew government Jan. 1, 1959, so they never returned to homeland ... he and wife Joanne (married 6-14-75) live in Miami with twin daughters Jacqueline and Jennifer (6-28-79) ... he has not acquired U.S. citizenship.



EARNEST RHONE

Linebacker

6-2, 224
5th Year
Born Aug. 20, 1953

55

Henderson, Ark.
(FA, 1975)

A mainstay in the Dolphins' pass defense with his range and quickness, he has been a valuable "specialist" the past two seasons ... he has replaced Steve Towle in second-and-long

and third-and-long situations ... he collected a career-high 78 tackles (45 initial hits) in 1979 with interceptions in early triumphs over Buffalo and Seattle, and he had fumble recovery in victory over New England ... he was awarded game ball Oct. 28 by playing with personal tragedy after learning of father's death in Arkansas hometown ... an inspiration to rookie free agents, he was overlooked in 17-round draft in 1975 but made Dolphin roster with his rousing tackles ... he also overcame injury setbacks with surgery on both knees in 1976 and 1977 ... he participated in 13 tackles as starter in 1978 victory over St. Louis when injuries decked Towle and Bob Matheson, and he intercepted deflected pass on final play of 28-21 triumph at San Diego ... "When Coach Shula would run everybody until they passed out," he describes his hard-working approach, "I always felt I had to be the last one who passed out" ... he had chipped bone in elbow in 1978 but now has played in 32 consecutive games ... he played extensively at weakside linebacker in last four games of 1975 and produced 15 tackles (10 initial hits) in victory over Buffalo ... he had successfully rehabilitated right knee after tearing ligaments in 1976 preseason, but then he damaged ligaments in left knee in fourth game of 1977 and spent another year on injured reserve.

COLLEGE, PERSONAL: He was NAIA All-American at Henderson State in Arkadelphia, Ark., in 1974 when Reddies were national runnersup to Texas A&I ... a walk-on in college as well as in NFL ... full name Earnest Calvin, born Aug. 20, 1953 in Ogden, Ark., he played at Rankin Street High in Ashdown, Ark. ... bachelor lives in Miami Lakes.

RHONE'S STATISTICS

	G-S	Tack.	Asst.	Total	Opp. Fum.	QB Sack	Int.	Yds.
1975	14-4	41	29	70	—	1	2	2
1976				(INJURED RESERVE)				
1977	4-0	4	2	6	—	0	0	0
1978	16-2	25	21	46	—	0	2	4
1979	16-0	45	33	78	1	0	2	17
TOTALS	50-6	115	85	200	-1	1	6	23
Playoffs	2-0	2	0	2	1	0	0	0

Playoffs — Fumble Recovery 12-24-78 vs. Houston.



GEORGE ROBERTS

Punter

4

6-0, 184

Virginia Tech

3rd Year

(FA, 1978)

Born June 10, 1955

He quickly established himself among the NFL's finest punters with high, non-returnable kicks in two noteworthy seasons with Dolphins ... left-footed kicker has averaged 40.3 and 40.2 yards, and in 1979, with excellent coverage by teammates, he led NFL with a miniscule 5.2-yard average on 25 returns of his punts ... Dolphins led NFL with only 131 yards in opponent punt returns ... he ranked fifth in NFL as rookie with 34.3-yard net average, and he improved to 34.6-yard mark in 1979 to place second in AFC and eighth in NFL ... he boomed the longest net punt in Dolphin history when his 68-yarder rolled dead on the 11-yard-line Oct. 28 against Green Bay, and he averaged 48 yards (long 63) with four punts in victory over New England ... his 48.6-yard average (5 punts for 243 yards) in 1978 playoff against Houston was second-best in Dolphin records ... his best net performance was 42-yard effort Sept. 17, 1978 against Buffalo after 4-186 (46.5) with a long of 59 ...

he suffered a slight hamstring pull in fifth game of 1979 when New York Jets' Donald Dykes blocked a punt and teammate Johnny Lynn recovered it in the end zone for a touchdown ... he did not punt at all Sept. 23, 1979 against Chicago — first time in Dolphin history that the punter got a day off ... he answered emergency call only five days before 1978 opener when Dolphin punters Larry Seiple and Mike Michel both suffered knee injuries in preseason finale ... he had been waived by Washington after averaging 42.2 yards on 9 punts in preseason, and he reported to Minnesota training camp where Dolphins reached him by phone ... he handled kickoffs for six games as a rookie.

COLLEGE, PERSONAL: He was walk-on punter at Virginia Tech in spring 1976, and he set school records of 41.5 and 42.1 yards in consecutive years ... B.A. in urban affairs with long-range goal of law school ... full name George William, born June 10, 1955 in Lynchburg, Va., he was placekicker and receiver at E.C. Glass High ... left-handed golfer has a six handicap, and he placed second in Brian Piccolo Cancer Research golf tourney in Chicago in June.

ROBERTS' STATISTICS

	G	No.	Yds.	Avg.	TB	In 20	LG	Blk.	Net
1978	16	81	3263	40.3	9	22	59	0	34.3
1979	16	69	2772	40.2	11	13	68	1	34.6
TOTALS	32	150	6035	40.2	20	35	68	1	34.7
Playoffs	2	9	388	43.1	0	2	53	0	38.4

Additional — Opponent Returns: 42-303, avg. 7.2, long 34 in 1978; 25-131, avg. 5.2, long 34 in 1979 for totals 67-434, avg. 6.5, long 34.

Playoffs — Opponent Returns: 7-42, avg. 6.0, long 13.



GERALD SMALL

Cornerback

48

5-11, 192

San Jose State

3rd Year

(D4a, 1979)

Born Aug. 10, 1956

A greyhound-swift cornerback who delivers the big play, he has rapidly matured into a key contributor to the Dolphins' defense ... fastest Dolphin with consistent 4.5 seconds for 40-yard dash, he can neutralize opponents' deep threat with excellent coverage ... he has 21 consecutive starts since being promoted in last month of 1978 rookie season, and he has swiped nine passes and returned them 231 yards (25.7-yard average) ... four of his runbacks have been sprints of 39, 40, 40 and 46 yards, and 6 of his 9 interceptions have occurred inside Dolphins' 10-yard-line ... his third-quarter theft at 9-yard line sparked comeback victory over Seattle, and his end-zone interception preserved shutout of Baltimore in 1979 ... as a rookie, he jetted 46 yards for clinching touchdown against Oakland after ball ricocheted off chest of Raiders' Cliff Branch ... he diagnosed flea-flicker pass and intercepted near goal line in 1978 shutout of Washington, and in home victories over New England, he has contributed interceptions of 40 and 32 yards ... he also started 1978 opener for Curtis Johnson and

DE Doug Better's on meeting singer Jimmy Buffett:

He told me he always wanted to be a football player but he was too small. I told him I always wanted to be a rock 'n roll star but I was too big.

played extensively as "nickel" back while serving on special teams (twice recovering fumbled punts) ... "He's one of the best athletes to come around here in a long time," Coach Don Shula says. "He can run with any receiver who comes his way" ... he was voted Rookie of Year by South Florida media and also won Tommy Fitzgerald Memorial Award as outstanding rookie in 1978 training camp ... fourth-round draftee, 93rd player in 1978.

COLLEGE, PERSONAL: He had 12 career interceptions for 239 yards (19.9-yard average) at San Jose State, but separated left shoulder sidelined him for five games as a senior and may have knocked him from first-round consideration in draft ... as sophomore he pilfered seven passes for 104 yards and two TDs, and Spartans were 9-2 in 1975 when he and Dolphin linebacker Kim Bokamper were teammates ... three-time All-Pacific Coast Athletic Association choice, he played in Senior Bowl and East-West Shrine game ... full name Gerald David, born Aug. 10, 1956 in Washington, N.C., he was a quarterback at Desert High, Edwards Air Force Base, Ca. ... bachelor moved to Atlanta in 1980 offseason.

SMALL'S STATISTICS

	G-S	Tack.	Asst.	Total	Opp. Fum.	Int.	Yds.	LG
1978	16-4	25	8	33	2	4	157	46t
1979	16-16	24	10	34	0	5	74	40
TOTALS	32-20	49	18	67	2	9	231	46t
Playoffs	2-2	7	3	10	0	0	0	—

Additional — Recovered Dolphin Fumble 1978. Forced Fumble 1979.
Touchdown — Interception Return, 46 yards 12-10-78 vs. Oakland.



DON STROCK

Quarterback

10

6-5, 220
7th Year
Born Nov. 27, 1950

Virginia Tech
(D5, 1973)

With his long-range artillery fire and skillful manipulation of the Dolphin offense, he has solid credentials for No. 1 quarterback job in 1980s ... he has built up confidence and experience to match his powerful arm, and his productivity in 1978 and 1979 has gained the faith of his teammates ... he played the equivalent of 3½ games in 1979 and produced 109 points — 31.1 points per game — and he propelled Dolphins to a 5-2 start in 1978 by drilling 10 touchdown passes and completing 65 of 125 passes in those first 6½ games ... he possesses a 9-5 record as "pitcher of record" and has had 15 starts for Dolphins ... "The last two years we've made the playoffs. We need to go the extra mile," he says. "I believe I can take us there" ... he earned two starts in 1979 in favor of a healthy Bob Griese, but he was dazed on intentional grounding call in second quarter at Baltimore and he was replaced at halftime against New England after completing 3 of 12 passes and having two intercepted ... he ignited offense in early triumphs with 20-point fourth quarter at Minnesota and 28-point second half against Chicago, and his 51-yard hookup with Durliel Harris and two TD passes in fourth quarter almost earned victory at Cleveland until defense collapsed ... "I think throwing long helps keep the defenses loose, and that's right down my alley," he says ... he completed Dolphin-record 26 passes in 41 attempts and netted 322 yards in regular-season finale against New York Jets only to lose on last-minute fumble, 27-24 ... he directed 13-play, 76-yard touchdown

drive after relieving Griese in playoff loss at Pittsburgh ... he added duty as holder for place kicks in 1978 and he flipped a seven-yard TD pass to Vern Den Herder on fake field-goal attempt Oct. 29, 1978 against Baltimore ... his first NFL start was Dec. 7, 1975 when injuries had sidelined Griese and Earl Morrall, and Strock pegged 11 straight completions in 12-of-15 firing including two TDs in 31-21 conquest of Buffalo ... fifth-round draftee, 111th player in 1973, he was fifth QB drafted, following Bert Jones, Gary Huff, Gary Keithley and Ron Jaworski ... he spent 1973 season on taxi squad and was No. 3 quarterback (1974-76) until Morrall's retirement.

COLLEGE, PERSONAL: He led the nation in passing in 1972 at Virginia Tech, completing 228 of 427 passes (51 percent) for 3,243 yards and 16 TDs ... he passed for an amazing 527 yards against Houston, hitting 34 of 53 passes, and he was voted outstanding offensive player in Blue-Gray game ... B.S. in distributive education ... full name Donald Joseph, born Nov. 27, 1950 in Pottstown, Pa., where he starred at Owen J. Roberts High ... he and wife Debby (married 2-17-79) live in Miami Springs.

STROCK'S STATISTICS

	G-S	Att.	Comp.	Yds.	Pct.	TD	Int.	Long	Tkld.
	(TAXI SQUAD)								
1973									
1974	1-0	0	0	0	0.0	0	0	—	0/0
1975	6-3	45	26	230	57.8	2	2	25	3/29
1976	4-1	47	21	359	44.7	3	2	53t	4/41
1977	4-0	4	2	12	50.0	0	1	9	0/0
1978	16-7	135	72	825	53.3	12	6	57	9/73
1979	16-4	100	56	830	56.0	6	6	53	2/22
TOTALS	47-15	331	177	2256	53.5	23	17	57	18/165
Playoffs	2-0	16	9	148	56.3	0	2	33	2/19

Additional — Rushing: 1-(-7) in 1974; 6-38, long 18, one TD in 1975; 2-13, long 11, one TD in 1976; 10-23, long 12, no TD in 1978; 3-18, long 11, no TD in 1979. Totals: 22-85, avg. 3.9, long 18, 2 TDs. Fumbles/Lost: 1-0 in 1975, 1-0 in 1976, 3-2 in 1978, 3-2 in 1979 for total 8-5. Recovered Dolphin Fumble in 1975 and 1978.

STROCK'S SINGLE-GAME HIGHS

Pass Attempts 41 (12-15-79 vs. NY Jets) completed 26
Pass Completions 26 (12-15-79 vs. NY Jets) attempt 41
Passing Yards (Gross) 322 (12-15-79 vs. NY Jets)
Passing Yards (Net) 322 (12-15-79 vs. NY Jets)
Longest Completion 57 yards, L. Harris (9-10-78 at Baltimore)
Best Percentage 80.0 (12-7-75 vs. Buffalo) 12 of 15
Touchdown Passes 3 (9-10-78 at Baltimore) 5, 2, 14
Interceptions 3 (9-24-78 at Philadelphia) 6 of 17
Sacked by Defense 3 (12-11-76 vs. Minnesota) 29 yards

STROCK'S STARTING CALLS

1975	Att.	Comp.	Yds.	Pct.	TD	Int.	Long	Tkld.
W-Buffalo	15	12	99	80.0	2	0	17	0/0
L-at Baltimore	18	7	90	38.9	0	1	25	1/11
* Denver	6	4	20	66.7	0	0	14	2/18
1976								
W-Buffalo	22	11	219	50.0	2	1	53t	1/12
1978								
L-at New York Jets	23	10	108	43.5	1	2	24	1/12
W-at Baltimore	20	13	151	65.0	3	0	57	2/15
W-Buffalo	14	7	97	50.0	1	0	37	1/9
L-at Philadelphia	17	6	76	35.3	0	3	22	2/15
W-St. Louis	21	12	144	57.1	2	1	46t	0/0
W-Cincinnati	20	12	134	60.0	2	0	34	1/4
*W-at San Diego	10	5	33	50.0	1	0	19	1/9
1979								
W-Chicago	17	12	207	70.6	0	0	53	1/11
* at Baltimore	6	3	50	50.0	1	0	29t	0/0
* New England	12	3	62	25.0	0	2	30	1/11
L-New York Jets	41	26	322	63.4	1	2	38	0/0

*relieved at halftime trailing Denver, 0-10; leading San Diego, 21-7; trailing New England, 13-17; injured at Baltimore, 7-7, in second quarter.



ED TAYLOR

Cornerback

45

6-0, 175

6th Year

Born May 13, 1953

Memphis St.

(FA, 1979)

His outstanding speed and good man-for-man coverage ability attracted Dolphins when he was signed as free agent Nov. 14, 1979 to replace injured Glenn Blackwood on roster ... he appeared in five Dolphin games for special teams duty ... he had started all 30 games for New York Jets at right cornerback in 1977 and 1978 but lost his position to rookie Don Dykes in 1979 and was waived Sept. 25 after four games ... he was voted Jets' Rookie of Year in 1975 when he started nine games — 5 at strong safety, 3 at free safety and one at cornerback — and he became a regular at RCB in 1976 ... he has five career interceptions ... he has played in 64 NFL games and has 50 starts ... he returned 7 kickoffs for 151 yards as Jets' rookie ... ninth-round draftee, 224th player in 1975.

COLLEGE, PERSONAL: A three-year starter at Memphis State, he had eight career interceptions and blocked two punts ... an outstanding sprinter on Tigers' NCAA championship 440-yard relay team which clocked 39.6 seconds in 1973 with Taylor running third leg ... he established school record of 47.2 seconds in quarter-mile ... his brother Cliff was running back at Chicago (1974) and Green Bay (1976) ... full name Everett Earl, born May 13, 1953 in Memphis, Tenn., he starred at South Side High where he contributed to state champion 3:20.7 mile relay squad ... he and wife Ava (married 5-16-76) live in Memphis with daughter Audrey (9-30-77) and infant son Scott (2-5-80).



NORRIS THOMAS

Cornerback

41

5-11, 184

4th Year

Born May 3, 1954

Southern Miss

(D9, 1976)

A stinging tackler despite his tackhammer size, he has broken up 37 passes and intercepted seven in three seasons at left cornerback ... an intense competitor and fearless in run support ... he has 44 consecutive starts since fifth game of rookie year when he earned NFL All-Rookie honors and precipitated shift of Tim Foley to strong safety ... he owns Dolphin record for tackles by a cornerback with 95 and 93 stops in his first two seasons ... his two interceptions in 1979 both came in fourth quarter to help secure victories over Minnesota and Baltimore ... he and Washington cornerback Joe Lavender are only NFL defenders to wear glasses, and he once suffered a seven-stitch gash over right eye when his "shatterproof" lens was split by a ballcarrier's elbow in 1978 preseason ... he wore contacts in college, but eye irritation forced him to rely on glasses as Dolphin rookie ... his most memorable hit was his first — an end-zone collision with Buffalo's Bob Chandler which denied TD and left both men dazed in 1977 season-opening shutout ... he blocked a punt by San Diego's Jeff West to set up TD in 1978 victory at San Diego, and his fumble recovery in fourth quarter aided 1978

triumph over Dallas ... his 53-yard interception touchdown Sept. 10, 1978 in shutout of Baltimore was first Dolphin TD on pass theft in five years ... 4.6 seconds in 40-yard dash ... ninth-round draftee, 257th player in 1976, he was "mentally unprepared" for rigors of training camp and he quit during first week and returned his signing bonus ... he completed B.S. degree in therapeutic recreation while working in mental hospital, then he was contacted by San Francisco in spring 1977 ... he wrote to NFL and discovered Dolphins retained him.

COLLEGE, PERSONAL: He was All-South Independent as three-year starter at Southern Mississippi where Oakland punter Ray Guy was teammate in secondary ... he had six career interceptions and played in Senior Bowl ... full name Norris Lee, born May 3, 1954 in Inverness, Miss., he followed uncle Jim Marsalis from Pascagoula High to NFL ... Marsalis was Kansas City Chiefs cornerback (1969-75) ... his brothers Lynn and Pappy are defensive backs at University of Pittsburgh ... he and wife Yolonda live in Pascagoula with their son Roderick (8-19-75).

THOMAS' STATISTICS

	G-S	Tack.	Asst.	Total	Opp. Fum.	Int.	Yds.	LG
1977	14-10	67	28	95	2	3	23	23
1978	16-16	58	35	93	1	2	63	53t
1979	16-16	54	19	73	—	2	29	24
TOTALS	46-42	179	82	261	3	7	115	53t
Playoffs	2-2	20	1	21	0	0	0	—

Additional — Blocked Punt 10-15-78 at San Diego. QB Sack 1979.
Touchdown — Interception Return, 53 yards 9-10-78 at Baltimore.



ANDRE TILLMAN

Tight End

87

6-5, 230

5th Year

Born Nov. 1, 1952

Texas Tech

(D2a, 1974)

He possesses immense determination to recover from fractured thigh bone and restore himself as the imposing tight end he had become in 50 consecutive starts for Dolphins ... an intelligent, powerful blocker and adept receiver, he was four-year regular (1975-78) before suffering fractured femur in third preseason game ... a cyst had weakened the bone, and it snapped when Minnesota cornerback Johnny Turner made tackle ... "I'm optimistic about playing pro football again," Tillman said after rod was removed from right leg in April 1980 ... he had been in traction for three weeks and lost 30 pounds during hospital stay ... "Andre had his best season in 1978 and he might have gone on to even bigger and better things," Coach Don Shula said ... he asserted himself as a receiving threat, getting more experience in third-down passing situations, with 31 catches for 398 yards and three touchdowns ... he snagged 13-yard TD pass for Dolphins' only score in playoff loss to Houston ... he tied Dolphin record for tight ends by catching 8 passes for 89 yards and a TD at New England in 1978 ... he has unusually large hands and great reach for difficult catches ... his biggest TD was 15-yard effort on which he bulldozed two defenders in 1977 victory over Baltimore, and he streaked 37 yards for quarterback Bob Griese's record sixth TD pass in 1977 rout at St. Louis ... his steady improvement came with fuller range of motion in right leg, which required knee surgery in March 1974 ... second-round draftee, 38th player in 1974.

COLLEGE, PERSONAL: He gained All-America honors in 1973 as Texas Tech's leading receiver with 26 receptions for 428 yards and five TDs ... Red Raiders defeated Tennessee in Gator Bowl for 10-1 record ... he was named to All-Southwest Conference team of the 1970s ... he injured right knee while lifting weights in July 1973 but postponed surgery until Dolphin physician recommended it after he reported to Dolphin rookie camp ... full name Andre (no middle name), born Nov. 1, 1952 in Dallas, he starred at Hamilton Park High ... bachelor lives in Richardson, Tex.

TILLMAN'S STATISTICS

	G-S	No.	Yds.	Avg.	Long	TD
1974			(INJURED RESERVE)			
1975	14-8	5	60	12.0	16	0
1976	14-14	13	130	10.0	16	1
1977	14-14	17	169	10.0	37t	2
1978	16-16	31	398	12.8	33	3
1979			(INJURED RESERVE)			
TOTALS	58-52	66	757	11.5	37t	6
Playoffs	1-1	2	24	12.0	13t	1

Additional — Kickoff Return: 1-0 in 1976. Fumbles/Lost: none in 1975, none in 1976, 1-1 in 1977, none in 1978.



JEFF TOEWS

Guard/Tackle

60

6-3, 255

Washington

2nd Year

(D2, 1979)

Born Nov. 4, 1957

A very strong, hard-hitting blocker, he has versatility to apply at guard or tackle once he masters Dolphin system ... he played in 11 games as rookie, always special teams duty ... younger brother of Pittsburgh Steelers linebacker Loren Toews (drafted in 1973 from California), but Jeff did not get off bench in 1979 playoff loss at Pittsburgh, so first Toews matchup could come in Nov. 30 game this season ... he bench presses 415 pounds, one of only four Dolphin veterans in '400 Club' ... second-round draftee, 53rd player in 1979.

COLLEGE, PERSONAL: A four-year starter at Washington, he gained All-America honors from Sporting News and was second team AP and UPI ... played guard as freshman and sophomore, then shifted to tackle as Huskies fashioned 8-4 and 7-4 records including 1978 Rose Bowl victory over Michigan ... he played in East-West Shrine and Japan Bowl ... name pronounced TAVES ... full name Jeffrey Mark, born Nov. 4, 1957 in San Jose, Ca., he starred at Del Mar High ... bachelor lives in San Jose.

Games/Starts — 1979 (11-0). Playoffs (0-0). TOTAL: 11-0.



BOB TORREY

Fullback

38

6-3, 235

Penn State

2nd Year

(FA, 1979)

Born Jan. 30, 1957

A big, rugged fullback, he showed power-running potential as Dolphin rookie in reserve role the second half of 1979 ... he punched 61 yards on 13 carries (4.7 average) and scored a

touchdown on one-yard plunge in regular-season finale against New York Jets ... Dolphins signed free agent Oct. 31 to fill roster vacancy of injured fullback Norm Bulaich ... he played in seven games, primarily on special teams ... in three backfield appearances, he went 4-17 against Baltimore, 4-22 at Detroit with a 17-yard burst, and 4-22 against New York plus two pass receptions for three yards ... New York Giants had cut him twice in two months ... sixth-round draftee, 145th player in 1979 ... he was waived Aug. 28, one day after final cutdown to 45-player limit, and then re-signed Sept. 14 after Giants dismissed Todd Christensen ... he played in six games, taking the No. 39 jersey Larry Csonka had worn for three years with Giants (1976-78) ... Giants cut Torrey again Oct. 23.

COLLEGE, PERSONAL: He accumulated 1,095 yards on 222 carries in three years at Penn State for an impressive 4.9-yard average ... he was starter as sophomore but was backup to Matt Suhey (Chicago, second round, 1980) in junior and senior years ... he rang up totals of 302, 456 and 337 yards ... he and Dolphin receiver Jimmy Cefalo were teammates in 42-30 victory over Arizona State in 1978 Fiesta Bowl when Torrey had a 55-yard ramble on his way to 107 yards nine carries ... starter in Senior Bowl ... full name Robert Douglas, born Jan. 30, 1957 in Olean, N.Y., he lettered in five sports including golf at Bolivar Central High ... bachelor lives in Ceres, N.Y. ... B.S. in physical education.



STEVE TOWLE

Linebacker

56

6-2, 230

Kansas

6th Year

(D6, 1975)

Born Oct. 23, 1953

He packs a wallop into Miami's swarming run defense which had the next-to-lowest yield in the NFL in 1979 ... a dynamic leader at inside linebacker, he is as much an attacker as a defender with his boldness in short-yardage defense ... he carries Dolphin career record with 765 tackles, and despite his reckless abandon, he has missed only five starts to injuries in the last 62 games ... "The keys to short-yardage (defense) are aggressiveness and a determination not to yield your position," he says. "You've got a yard and there's no room for backing up. I'm at my best when I'm going forward" ... he seldom plays in passing situations although his interception with 1:46 remaining in 1979 regular-season finale gave Dolphins last opportunity to overtake New York Jets in 27-24 loss ... he had Dolphin-record 217 tackles in 1976 — 15.5 per game — and was voted team's Most Valuable Player by South Florida media ... in the last three seasons, he has been involved in 13 fumbles, forcing seven and recovering six others ... he once jarred loose three fumbles in 1976 shutout of New York Jets ... injuries pestered him in 1977 and 1978 ... he bruised ribs and twisted right knee in 11th game of 1977 but he lined up for AFC East showdown victory over Baltimore only to suffer right shoulder separation after 18-yard fumble return ... he had cartilage removed from left knee in January 1977 ... he missed three games and wore cast on sprained right knee in September 1978, but he has started 29 consecutive games since that injury ... Dolphins used primarily 4-3 alignment in 1975 and 1976 with Towle in middle for last four games as rookie and all 14 games in 1976 ... sixth-round draftee, 143rd player in 1975.

COLLEGE, PERSONAL: He was All-Big Eight linebacker at Kansas with school-record 155 tackles in 1974 and was voted

team's outstanding player ... he had 25 tackles against Colorado on day the full-grown buffalo mascot "Ralphie" chased him the length of the field in pregame mishap ... full name Steven Richards, born Oct. 23, 1953 in Kansas City, Kan., he starred at Shawnee Mission West High in Overland Park, Kan., and lived in Prairie Village ... he and wife Janette (married 6-30-79) live in Fort Lauderdale ... he serves as Read-a-Thon chairman for Southeast Florida chapter of Multiple Sclerosis Society, and he is a sports representative for U.S. Tobacco.

TOWLE'S STATISTICS

	G-S	Tack.	Asst.	Total	Opp. Fum.	QB Sack	Int.	Yds.
1975	14-5	90	74	164	0	—	1	16
1976	14-14	131	86	217	1	1	—	—
1977	12-12	75	63	138	2	0	—	—
1978	13-13	66	43	109	3	0	1	14
1979	16-16	67	70	137	1	1/2	1	0
TOTALS	69-60	429	336	765	7	1 1/2	3	30
Playoffs	2-2	10	9	19	0	—	0	0

Additional — Returned Fumble 18 yards, 12-5-77 vs. Baltimore. Forced Fumbles: 2 in 1978, 2 in 1979.



UWE von SCHAMANN

Placekicker

5

6-0, 188
2nd Year
Born April 23, 1956

Oklahoma
(D7, 1979)

With quiet perseverance, he overcame a turbulent start in rookie season with a string of 10 consecutive field goals that bode a promising future as Dolphin placekicker ... soccer-style, right-footed kicker scored 99 points with a 21-for-29 ledger on field goals — 72.4 percent accuracy which bettered six of predecessor Garo Yepremian's nine years ... he converted 17 of his last 21 attempts including boomers of 53 yards at New England and 51 yards against Houston, and he hit 14 of his last 16 (87.5 percent) from the 40-yard-line or closer ... his wind-aided 53-yarder was one yard shy of Dolphin record ... he averaged 33 yards on his successful field goals, and in two games with AFC East rival New England, he was 5-for-5 averaging 38.8 yards ... his first NFL attempt was blocked by Buffalo's Sherman White and returned 76 yards for touchdown by Charles Rome ... he also missed a 37-yarder that day after connecting from 34 yards, but he also muffed his first NFL conversion try and Dolphins escaped with 9-7 victory ... his rocky debut came six days after the popular Yepremian was waived ... "Things couldn't have gotten worse," von Schamann said. "In a way, I'm glad because I learned a lot by just ignoring it, keeping my confidence up and looking for better things in the future" ... he finished with 36 PATs in 40 attempts but only one miss in last 10 games ... seventh-round draftee, 189th player in 1979 and fourth placekicker behind Russell Erxleben (Saints), Tony Franklin (Eagles) and Matt Bahr (Steelers).

COLLEGE, PERSONAL: He twice earned All-Big Eight honors at Oklahoma and established an NCAA record of 125 consecutive conversion kicks ... he missed only one PAT attempt in 141 spanning three seasons, and he shattered old mark of 87 in row by Don Bitterlich of Temple ... longest field goal was 58 yards at Oklahoma State in 1977 ... he hit 30 of 48

career FG attempts (62.5 percent) and had Sooners record of 230 placekicking points ... most memorable field goal was 41-yard shot with six seconds remaining for 29-28 triumph over Ohio State in 1977 ... nicknamed "Von Foot" ... full name Uwe Detlef Walter, born April 23, 1956 in West Berlin, Germany, he moved with mother to Fort Worth, Tex., in 1972 ... he played soccer at Eastern Hills High in Fort Worth and was drafted as goalkeeper by Dallas Tornado in 1977 ... bachelor lives in Norman, Okla. ... name pronounced OO-vah von SHAH-mun.



DELVIN WILLIAMS

Running Back

24

6-0, 200

Kansas

7th Year

(Trade, 1977)

Born April 17, 1951

Whether gliding outside or slashing inside, he has traveled more than 4,000 yards over the past four seasons and has joined the elite of NFL running backs ... his great acceleration and intelligent use of blockers makes him a constant breakaway threat ... he has received Pro Bowl recognition twice and he attained All-NFL honors from Associated Press in 1978 when he darted 1,258 yards on 272 carries for Dolphin records in his first season in Miami ... his production slipped to 703 yards in 1979 but a sprained ankle, two cracked ribs and a pinched nerve in neck combined to limit him to almost 100 fewer carries ... "I would've liked to have had 1,000 yards and all that, but Zonk was here and things were more balanced," he says ... fullback Larry Csonka handled much of the short-yardage blasts and notched 63 first downs (60 rushing, 3 receiving) while Williams had 43 first downs (36 rushing, 7 receiving) ... Williams demonstrated his toughness in 1978 by picking up 29 first downs in 41 attempts when Dolphins needed three yards or less, and he gained 73 first downs altogether (62 rushing, 11 receiving) ... he ranked fourth in NFL rushing in 1978 when he collected five 100-yard games with sprees of 135 and 144 yards against Buffalo ... "It doesn't take long for a message to get from Delvin's mind to his feet," Coach Don Shula says. "His feet are never on the ground very long" ... his best output in 1979 was 99 yards on 13 carries including 39-yard spurt at New England, and he reached 505 yards at midseason before rib injury sidelined him for two games ... he is the only running back in NFL history to set single-season rushing marks for two different teams ... he scooted 1,203 yards on 248 carries for San Francisco 49ers record in 1976, ranking third in NFL, and his 4.9 yards per carry led National Conference ... he is only running back in 11-year history of Pro Bowl to be selected in both conferences ... he and fellow Kansas alumnus John Riggins are only runners in NFL history to gain 1,000 yards for two different teams (Riggins had 1,005 for New York Jets in 1975 and 1,014 and 1,153 for Washington in 1978 and 1979) ... he was traded by 49ers on his 27th birthday, April 17, 1978, for Dolphins' first and fifth draft choices plus wide receiver Freddie Solomon and safety Vern Roberson ... he escaped on a scintillating 58-yard TD on halfback reverse in his first Dolphin game, and by the 12th game, he had broken Csonka's record of 1,117 yards in 1972 ... he was voted team's Most Valuable Player by South Florida media ... he has 15 career 100-yard games, topped by 194 yards on 34 carries Oct. 31, 1976 against St. Louis and 180 yards on 23 carries the following Sunday against Washington ... he romped 153 yards and teammate Wilbur Jackson gained 156 yards Nov.

29, 1976 against Minnesota — only the third time in NFL history that two in same backfield topped 150 yards ... 49ers rushing record by Joe (The Jet) Perry had stood since 1954, and Perry was the one who signed Williams to rookie contract ... second-round draftee, 49th player in 1974 ... he was hampered by broken wrist as rookie but escaped on 71-yard TD against Oakland.

COLLEGE, PERSONAL: He sparked Kansas offense in 1973 with 762 yards rushing and 253 yards receiving — 1,015 combined yards — as Jayhawks posted 7-4-1 record, school's best mark in the 1970s ... he scored 10 touchdowns as a senior and posted career totals of 1,623 yards on 367 carries ... full name Delvin Jr., born April 17, 1951 in Houston, he set records of 1,806 yards and 26 TDs at Kashmere High in 1970 and rushed for 296 yards in one game ... bachelor lives in Los Altos Hills, Ca.

WILLIAMS' STATISTICS

	RUSHING						RECEIVING					
	G-S	Att.	Yds.	Avg.	LG	TD	No.	Yds.	LG	TD		
1974	13-2	36	201	5.6	71t	3	1	9	9	0		
1975	14-10	117	631	5.4	52	3	34	370	30	1		
1976	13-13	248	1203	4.9	80t	7	27	283	85t	2		
1977	14-14	288	931	3.5	40	7	20	179	17	2		
49ers Total	54-39	689	2966	4.4	80t	20	82	841	85t	5		
1978	16-15	272	1258	4.6	58t	8	18	192	42	0		
1979	14-13	184	703	3.8	39	3	21	175	38	1		
Miami Total	30-28	456	1961	4.3	58t	11	39	367	42	1		
CAREER	84-67	1125	4927	4.4	80t	31	121	1208	85t	6		
Playoffs	2-2	21	42	2.0	9	0	7	34	8	0		

(100-yard games: 1975-2; 1976-5; 1977-3; 1978-5)

Additional — Kickoff Returns: 1-24 in 1975, 1-9 in 1977. Fumbles: 2 in 1974, one in 1975, 6 in 1976, 3 in 1977, 4-0 in 1978, 4-2 in 1979 for total of 20. Recovered 49ers Fumble: one in 1975, 2 in 1976. Recovered Opponent Fumble in 1978. Recovered Dolphin Fumble in 1979. Passing: 1 of 1, 18 yards in 1976; 0 for 1 (intercepted) in 1977; 0 for 1 in 1978 and 1979 for total 1 of 4, 18 yards, one intercepted.

WILLIAMS' SINGLE-GAME HIGHS

Rushing Yards	194 on 34 carries (10-31-76 at St. Louis)
Rushing Attempts	34 for 194 yards (10-31-76 at St. Louis)
Longest Run	80-yard touchdown (11-7-76 vs. Wash)
*TDs Rushing	3 (10-31-76 at St. Louis) 4, 23, 1
Pass Receptions	4 for 99 yards (11-7-76 vs. Washington)
Receiving Yards	99 on 4 catches (11-7-76 vs. Washington)
Longest Reception	85-yard touchdown (11-7-76 vs. Wash)

*also scored 3 TDs including pass reception 11-7-76 vs. Washington

MIAMI DOLPHIN 1980 DRAFTEES

R	Name	Pos.	Ht.	Wt.	College
1	Don McNeal	CB	5-11½	190	Alabama
2	Dwight Stephenson	C	6-2½	252	Alabama
3	Bill Barnett	DE	6-4½	252	Nebraska
4	Elmer Bailey	WR	6-0	196	Minnesota
5	Choice to Washington in 1978 Benny Malone deal				
6	Eugene Byrd	WR	6-0	185	Michigan St.
7	Joe Rose	TE	6-3½	228	California
8a	Jeff Allen	CB	5-11½	190	Cal-Davis
8b	Dave Woodley	QB	6-2	183	Louisiana St.
9	Mark Goodspeed	T	6-5½	270	Nebraska
10a	Doug Lantz	C	6-2½	250	Miami (Ohio)
10b	Ben Long	LB	6-1	220	South Dakota
11a	Phil Driscoll	DE	6-5	265	Mankato St.
11b	Choice to Philadelphia for past considerations				
12	Chuck Stone	G	6-2	255	North Carolina St.

8b from Washington in 1978 Jim Mandich deal

10b from Philadelphia for past considerations

11a from San Francisco for Charles Cornelius (1979)



JEFF ALLEN Cornerback

5-11½, 190
Born July 18, 1957

43

California-Davis
(D8a, 212)

A big-play defender, he set Far Western Conference record in 1979 by returning three interceptions for touchdowns ... eighth-round draftee, 212th player ... he was named outstanding athlete at California-Davis as senior and team won its fourth consecutive FWC championship ... Cal-Davis was unbeaten in five FWC contests and 6-3-1 over-all ... he earned Kodak Coaches All-America honors in Division II ... good coverage with 4.7 seconds in 40-yard dash and excellent special teams player with six blocked kicks in career ... he intercepted 10 passes including 6 as sophomore ... full name Jeffrey (no middle name), born July 18, 1958 in Richmond, Ind., he played at Cordova High in Rancho Cordova, Ca. ... majored in economics.



ELMER BAILEY Wide Receiver

6-0, 196
Born Dec. 13, 1957

88

Minnesota
(D4, 100)

The only wide receiver on the All-Big Ten squad selected by AP and UPI, he has great quickness and concentration needed to catch the football in traffic ... fourth-round draftee, 100th player ... he snared 37 passes for 552 yards and seven touchdowns in 1979, helping quarterback Mark Carlson to Big Ten passing crown and Minnesota record with 2,188 yards ... he could help Dolphins as kick returner — he broke a 44-yard return as senior and had 22 punt returns for 196 yards in last two seasons ... he also escaped on 57-yard TD pass ... he runs 40-yard dash in 4.6 seconds ... he averaged 16 yards per catch with career totals of 79 catches for 1,266 yards and 12 TDs ... he was wingback as sophomore (15 catches for 250 yards) before moving to flanker as junior (27 catches for 484 yards and 4 TDs) ... full name Elmer F., born Dec. 13, 1957 in Evanston, Ill., he was three-sport captain at Mechanic Arts High in St. Paul, Minn., and he attended Lincoln (Mo.) University and MacAlester College in St. Paul before transferring to Minnesota in 1976 ... he is next-to-oldest of eight children and his family lives in Sacramento, Ca. ... majored in speech communications ... he played in Hula Bowl.



BILL BARNETT

Defensive End

6-4½, 252
Born May 10, 1956

Nebraska
(D3, 1975)

70

He could strengthen the Dolphins' pass rush when he combines pro techniques with good physical tools ... third-round draftee, 75th player ... late bloomer at Nebraska as senior starter for Big Eight's best rushing defense ... potentially explosive pass rusher, he had seven tackles for losses and recovered two fumbles in 1979 ... three defensive line teammates — Rod Horn (Bengals, third round), Kerry Weinmaster and Derrle Nelson were All-Big Eight while Barnett made AP and UPI second team, and he was Academic All-Big Eight with B.A. in advertising ... he earned All-America honorable mention from Sporting News ... he played for North in 57-3 victory at Senior Bowl ... Cornhuskers (10-2) were ranked 7th by UPI and had 10 seniors drafted ... he can leap 28 inches vertically, and he was one of top weightlifters at Nebraska ... he was red-shirted in 1976 and missed half of 1977 with broken knee ... full name William Perry, born May 10, 1956 in St. Paul, Minn., and starred at Stillwater High even lettering twice in hockey ... he and wife Linda (married 7-6-78) live in Lincoln, Neb., and they have two daughters, Amy, 11, and Angie, 6, by wife's previous marriage.



EUGENE BYRD

Wide Receiver

6-0, 185
Born June 7, 1957

Michigan State
(D6, 158)

85

His explosive speed for deep routes made him a game-breaking threat while posting Michigan State career-record 114 receptions ... sixth-round draftee, 158th player ... his impressive 18.3-yard average included five catches for 159 yards against Iowa in 1979 and seven catches for 124 yards against Notre Dame in 1978 ... 4.6 seconds in 40-yard dash ... he ranked 10th in Big Ten as senior with 30 receptions for 559 yards (18.6 average) and four touchdowns ... he was All-Big Ten at split end as junior with MSU-record 43 catches for 718 yards and seven TDs, and he shifted to flanker as senior and earned All-America honorable mention from Sporting News and UPI ... his career totals of 114 catches, 2,082 yards and 15 TDs rank first, second and third in MSU history in the respective categories ... he joined former All-Americans Kirk Gibson (1975-78) and Gene Washington (1964-66) as the best receivers in MSU annals ... he missed 1977 season with shoulder separation after grabbing 31 passes for 539 yards as sophomore and 10 for 286 yards as freshman ... he and Dolphin fourth-round draftee Elmer Bailey were teammates at Hula Bowl ... full name Eugene Wayne, born June 7, 1957 in East St. Louis, Ill., he starred in football and track at East St. Louis High ... majored in labor and industrial relations.



PHIL DRISCOLL

Defensive End

6-5, 265
Born Aug., 21, 1957

Mankato State
(D11, 279)

72

An outstanding pass-rusher, he has the size to warrant a tryout at offensive tackle as well ... 11th-round draftee, 279th player ... he earned NAIA All-America honorable mention at Mankato State (5-5) ... he established career records at Minnesota school for quarterback sacks (23) and he was voted Mavericks' captain ... he also had six QB sacks in one game and twice blocked punts for touchdowns ... he participated in 77 tackles as senior including 11 for losses and recovered three fumbles ... he has worked in Minnesota Vikings' camp

since they train at Mankato ... full name Phillip W., born Aug. 21, 1957 in Kewanee, Ill., he played at Blue Earth (Minn.) High and his father owns a feedlot ... he and wife Vicky live in Blue Earth with their infant son Phillip Justin (4-25-80) ... he majored in business.



MARK GOODSPEED

Tackle

6-5½, 270
Born Dec. 1, 1956

Nebraska
(D9, 239)

71

With exceptional size and strength, he cleared paths for the nation's third-ranking rushing attack at Nebraska ... ninth-round draftee, 239th player ... he reported to Dolphin rookie camp with shaved head and then topped all newcomers with 430-pound bench press ... he earned All-America second team honors from Newspaper Enterprise Association as senior starter at left tackle ... Cornhuskers had four runners over 500 yards topped by Jarvis Redwine at 1,042 as runnerup to Oklahoma's Billy Sims in Big Eight ... he earned his only letter as senior because back injury sidelined him in 1978 ... he was red-shirted in 1975 with broken wrist ... full name Mark Judson, born Dec. 1, 1956 in Kansas City, Kan., he starred in football and track at Rockhurst High in Kansas City, Mo. ... he won state title with 188-foot discus throw and set state indoor record with 58-foot shot put ... nicknamed Speedy ... his family lives in Omaha ... majored in elementary education.



DOUG LANTZ

Center

6-2½, 250
Born March 17, 1957

Miami (Ohio)
(D10a, 271)

65

He earned All-Mid-American Conference honors in 1979 in only his second season at center ... 10th-round draftee, 271st player ... his tough, aggressive play helped Redskins to 8-2-1 and 6-5 records ... he switched to center in fourth game of junior year, snapping for quarterback Larry Fortner (Dolphins' 12th-round pick in 1979), and Miami won its last seven games ... a strongman at 415 pounds in bench press ... he was middle guard at Michigan State in 1975 and 1976 before transferring to Oxford, Ohio school ... he was tried at guard and finally center in 1978 fall practice ... full name Douglas Jay, born March 17, 1957 in Canton, Ohio, he lettered in three sports at Perry High in Massillon, Ohio ... B.A. in education ... he works in his father's floor covering business in Canton.



BEN LONG

Linebacker

6-1, 220
Born Aug., 13, 1958

South Dakota
(D10b, 272)

59

A two-time All-North Central Conference middle linebacker, he was a fierce hitter in collecting 410 tackles at South Dakota ... 10th-round draftee, 272nd player ... he earned Kodak Coaches All-America honors in Division II ... one of three Dolphin draftees who top 400 pounds in bench press ... he set school record with 147 tackles as junior, and career totals included 32 tackles for losses of 268 yards (15 were quarterback sacks) ... he had four fumble recoveries and four interceptions as well ... his older brother Dave was wide receiver for St. Louis and New Orleans ... Coyotes played in Dakota Dome, a \$7.2-million arena built with the fund-raising leadership of Dolphin owner Joseph Robbie ... full name Ben Phillip, born Aug. 13, 1958 in Cedar Rapids, Iowa, he was defensive tackle at Kennedy High in Cedar Rapids ... a minister's son, he is nicknamed Gentle Ben ... B.S. in political science.



DON McNEAL

Cornerback

5-11½, 190
Born May 6, 1958

28

Alabama
(D1, 21)

A rousing hitter in the secondary and on special teams, he helped the Crimson Tide to 21 consecutive victories and national championships in 1978 and 1979 ... All-America selection by Sporting News and Newspaper Enterprise Association and second-team honors from Associated Press ... first-round draftee, 21st player, and fourth defensive back behind Mark Haynes (Giants), Roland James (Patriots) and Johnnie Johnson (Rams) ... three-year starter at Alabama with 97 tackles (68 unassisted) and seven interceptions in career, and he broke up 29 passes ... he was named to All-America strength team by National Strength Coaches Association ... 4.5 seconds in 40-yard dash ... his goal-line tackle of Penn State receiver Scott Fitzkee preserved 14-7 victory for national title in 1979 Sugar Bowl ... he capped 12-0 season as senior in 24-9 triumph over Arkansas in another Sugar Bowl appearance, and he played in Senior Bowl and East-West Shrine game ... Alabama crushed Ohio State, 35-6, in 1978 Sugar Bowl ... he blocked two punts as a junior, and he made four TD-saving tackles on kickoff coverage as senior ... full name Donald (no middle name), born May 6, 1958 in Atmore, Ala., he is next-to-youngest of 10 children (six girls, four boys) raised by his father ... McNeal's mother died when he was 7 ... he didn't play football until a junior at Escambia County High in Atmore, and his ears were bleeding after his first practice — nobody had told him to put ear pads inside his helmet ... he was team's MVP in both football and baseball as senior ... one of his hobbies is collecting pennies ... majored in social welfare.



JOE ROSE

Tight End

6-3½, 228
Born June 24, 1957

80

California
(D7, 185)

He has exceptional hands and good blocking potential, and he capitalized on first starting opportunity as senior with an impressive 49 catches for 567 yards and four touchdowns ... seventh-round draftee, 185th player ... he was voted outstanding offensive player in East-West Shrine game with 7 receptions for 102 yards, teaming up with QB Marc Wilson of Brigham Young ... he was switched from split end, where he caught only 13 passes for 144 yards in sophomore and junior seasons combined ... California QB Rich Campbell led Pacific Ten passers with 2,859 yards and 67 per cent completions ... Rose has 4.7-second speed in 40-yard dash and can bench press almost 400 pounds ... he caught 14 passes for 222 yards in freshman game against Stanford ... he was red-shirted in 1976 ... career totals are 63 catches for 755 yards (12.0 average) and 4 TDs ... full name Joseph Harold, born June 24, 1957 in Marysville, Ca., he starred in football and basketball at Marysville High ... B.A. in social science.



DWIGHT STEPHENSON

Center

6-2½, 252
Born Nov. 20, 1957

Alabama
(D2, 48)

A three-time All-Southeastern Conference center, he was a quick and devastating blocker who helped carry Alabama to 21 straight victories and national titles in 1978 and 1979 ... second-round draftee, third center behind Jim Richter (Bills) and Ray Donaldson (Colts) ... he earned Football News first-team All-America

honors and second-team recognition by AP and UPI ... a quiet, intense athlete, he was rated by Coach Paul (Bear) Bryant as the finest center he ever coached, ahead of Lee Roy Jordan and Paul Crane ... he was one of 12 finalists for 1979 Lombardi Award which goes to nation's outstanding lineman ... Alabama won three consecutive Sugar Bowls over Ohio State, Penn State and Arkansas ... he played in Senior Bowl and East-West Shrine game ... he bench presses more than 350 pounds ... he switched from defensive end to center as sophomore ... full name Dwight Eugene, born Nov. 20, 1957 in Murfreesboro, N.C., and raised in Hampton, Va., where he won all-state honors as center and defensive tackle for state champion Hampton High in 1975 ... next-to-oldest of seven children (four girls, three boys) ... majored in social welfare.



CHUCK STONE

Guard

6-2, 255
Born Feb. 4, 1958

69

North Carolina St.
(D12, 325)

He was a durable, quick blocker at left guard for two seasons as North Carolina State put together 9-3 and 7-4 records ... 12th-round draftee, 325th player ... he formed rugged interior line alongside All-America center Jim Richter (first-round, Bills) and opposite guard Chris Dieterich (sixth-round, Lions) ... Wolfpack captured Atlantic Coast Conference title in 1979 and averaged 227 yards rushing per game ... he covers 40-yard dash in five seconds flat, two-tenths of a second faster than most Dolphin linemen ... his first start for Wolfpack was 1977 Peach Bowl triumph over Iowa State ... N.C. State slammed Pittsburgh, 30-17, in 1978 Tangerine Bowl ... full name Charles Eugene, born Feb. 4, 1958 in Bucyrus, Ohio, he starred in football and track at Bucyrus High ... he and his wife Sandy (married 6-19-76) live in Bucyrus with their son Chris (1-5-79) ... a wood craftsman, he made his son's crib among other household projects ... majored in industrial arts.



DAVE WOODLEY

Quarterback

6-2, 183
Born Oct. 25, 1958

16

Louisiana St.
(D8b, 214)

He operated in a two-quarterback system at Louisiana State and displayed pro potential as a dropback passer ... eighth-round draftee, 214th player ... he capped LSU career in 34-10 Tangerine Bowl victory over Wake Forest by completing 11 of 19 passes for 199 yards and a touchdown as well as gaining 75 yards on 10 carries and scored two TDs ... an excellent scrambler, he piled up 833 yards on 218 carries and scored 14 TDs for Tigers ... he tied an LSU record held by Bert Jones when he completed 18 passes in 21-0 victory over Kentucky in 1978 (11 completions were to running back Charles Alexander) ... he shared duty with quarterback Steve Ensminger, who wasn't drafted ... Woodley and Ensminger led Southeastern Conference quarterbacks with 2,315 yards of total offense in 1979 as Woodley completed 55 of 118 passes (46.6 per cent) for 874 yards, two TDs and six interceptions ... he also scored six TDs while rushing 71 times for 152 yards ... career totals were 151-of-310 marksmanship (48.7 per cent) for 2,084 yards, eight TDs and 15 interceptions ... his total offense figures in three seasons were 491, 1,393 and 1,026 for total 2,910 ... full name David Eugene, born Oct. 25, 1958 in Shreveport, La., he starred at Byrd High in Shreveport ... fifth of seven children ... majored in computer science.

MIAMI DOLPHINS 1980 FIRST-YEAR ROSTER

No.	Name	Pos.	Ht	Wt	Birthdate	College	Residence	How Acq.
43	Allen, Jeff	CB	5-11½	190	7/18/57	California-Davis	Rancho Cordova, Ca.	D8a
29	Alstatt, Wes	FB	6-2	230	6/21/56	Fort Hays St. (Kan.)	Lindsborg, Kan.	FA
88	Bailey, Elmer	WR	6-0	196	12/13/57	Minnesota	St. Paul, Minn.	D4
91	Bacani, Joe	WR-KR	6-0	185	5/ 4/57	Adrian, Ohio	Youngstown, Ohio	FA
70	Barnett, Bill	DE	6-4½	252	5/10/56	Nebraska	Afton, Minn.	D3
85	Byrd, Eugene	WR	6-0	185	6/ 7/57	Michigan State	East St. Louis, Ill.	D6
31	Clifford, Mark	TE	6-4½	210	10/23/56	Clemson	South Miami, Fl.	FA
96	Davis, Steve	LB	6-1	230	4/30/57	Tennessee	Knoxville, Tenn.	FA
72	Driscoll, Phil	DE	6-5	265	8/21/57	Mankato St. (Minn.)	Blue Earth, Minn.	D11
26	Elam, Mickey	RB	5-9	185	1/ 6/57	Baylor	Dallas, Tex.	FA
34	Gaspar, Joe (1)	RB	6-1	217	1/16/57	Colorado	N. Miami Beach, Fl.	FA
35	Glaquinto, Nick (1)	RB	5-11	205	4/ 4/55	Connecticut	Stratford, Conn.	FA
71	Goodspeed, Mark	T	6-5½	270	12/ 1/56	Nebraska	Leawood, Kan.	D9
33	Hunter, Chuck	FB	6-1	215	5/17/57	Ohio State	Newark, Del.	FA
98	Jackson, Eddle	DT	6-4	235	1/ 9/58	Md.-Eastern Shore	Brandywine, Md.	FA
74	Jackson, James	DE	6-2	248	6/17/56	Kansas	Rowland, N.C.	FA
93	Jaffe, Rick	DT	6-1	230	10/ 1/58	Kentucky	South Miami, Fl.	FA
65	Lantz, Doug	C	6-2½	250	3/17/57	Miami (Ohio)	Canton, Ohio	D10a

59	Long, Ben	LB	6-1	220	8/13/58	South Dakota	Cedar Rapids, Iowa	D10b
99	McCollins, Dennis	DE	6-4¼	254	3/ 8/57	Southern	Richmond, Ca.	FA
28	McNeal, Don	CB	5-11½	190	5/ 6/58	Alabama	McCullough, Ala.	D1
14	Megna, Jay	S	5-11	186	11/23/58	East Tennessee St.	Fort Lauderdale, Fl.	FA
94	Neal, David	C	6-2	250	7/ 6/57	Eastern Kentucky	Richmond, Ky.	FA
90	Rasp, Bob	LB	6-4	220	4/27/58	Lafayette	Irwin, Pa.	FA
80	Rose, Joe	TE	6-3½	228	6/24/57	California	Marysville, Ca.	D7
42	Schwartz, Brian	SS	6-0	193	5/14/58	Ohio State	Simi Valley, Ca.	FA
62	Sewell, Don (1)	G	6-4¼	252	12/17/56	Georgia Tech	Starke, Fl.	FA
92	Shull, Steve	LB	6-1	213	3/27/58	William / Mary	Langhorne, Pa.	FA
40	Smith, Sam	CB	6-3	197	2/17/58	Kansas	Columbia, Mo.	FA
57	Stephenson, Dwight	C	6-2½	252	11/20/57	Alabama	Hampton, Va.	D2
69	Stone, Chuck	G	6-2	255	2/ 4/58	North Carolina St.	Bucyrus, Ohio	D12
13	Stoutamire, Johnny (1)	S	6-3	187	1/27/56	Livingstone (N.C.)	Winston-Salem, N.C.	FA
62	Taylor, Ron	LB	6-0	205	10/27/58	So. Mississippi	Jackson, Miss.	FA
21	Wells, Floyd	WR-KR	5-10	170	9/ 6/56	Jackson State	Miami, Fl.	FA
16	Woodley, Dave	QB	6-2	183	10/25/58	Louisiana State	Shreveport, La.	D8b
76	Wring, Alfred	DT	6-2	244	11/ 4/56	Johnson C. Smith	Delray Beach, Fl.	FA

(1) PREVIOUS TRYOUT — Gaspar, Denver 1979; Glaquinto, N.Y. Giants 1977 and N.Y. Jets 1978; Sewell, Oakland 1979; Stoutamire, Buffalo 1978 and Pittsburgh 1979.

MIAMI DOLPHINS 1980 VETERANS ROSTER

Numerical Roster

No.	Name	Pos.	Ht.	Wt.	NFL Exp	Birth	College	Residence	Games In '79
4	George Roberts, P								
5	Uwe von Schamann, K								
7	Guy Benjamin, QB	QB	6-5	260	8	7/12/51	Princeton	Medina, Ohio	11
10	Don Strock, QB	QB	6-3 1/2	208	4	8/ 4/55	Alabama	Fort Lauderdale, Fl.	16
12	Bob Griese, QB	S	6-1	200	3	6/27/55	Stanford	Miami Lakes, Fl.	4
20	Neal Colzie, S	DE	6-7	260	3	5/ 4/56	Georgia Tech	Atlanta, Ga.	16
22	Tony Nathan, HB-KR	S	6-0	183	2	6/11/56	Nevada-Reno	Pembroke Pines, Fl.	16
24	Delvin Williams, HB	LB	6-6	247	4	2/23/57	Texas	Kennar, La.	11
25	Tim Foley, SS	WR	5-11	188	3	2/25/54	San Jose State	Pembroke Pines, Fl.	14
27	Gary Davis, HB	LB	6-1	220	6	10/ 5/56	Penn State	Pittston, Pa.	16
36	Steve Howell, FB	LB	6-2	196	6	11/10/53	Tulane	Hammond, La.	16
38	Bob Torrey, FB	FB	6-3	239	12	2/28/53	Ohio State	Oakland, Ca.	16
39	Larry Csonka, FB	HB	5-10	200	5	12/25/46	Syracuse	Lisbon, Ohio	16
41	Norris Thomas, CB	DE	6-6	252	10	9/ 7/54	Cal Poly/SLO	Miami, Fl.	16
45	Ed Taylor, CB	C	6-1	252	2	11/28/48	Central Iowa	Sioux Center, Iowa	16
46	Don Bessilleu, S	DE	6-6	252	4	11/ 2/55	Texas A&M	Bryan, Tex.	16
47	Glenn Blackwood, S	SS	6-0	198	10	11/27/55	Louisiana State	Fort Lauderdale, Fl.	13
48	Gerald Small, CB	T	6-3	260	2	1/22/48	Purdue	Miami Lakes, Fl.	15
50	Larry Gordon, LB	LB	6-4	230	5	12/23/56	Michigan	Miami Lakes, Fl.	16
51	Rusty Chambers, LB	T	6-3	265	2	7/ 7/54	Arizona State	Phoenix, Ariz.	16
52	Mel Land, LB	QB	6-1	190	14	9/11/57	Southern	Miami, Fl.	16
		TE	6-4 1/2	230	3	2/ 3/45	Purdue	Coral Gables, Fl.	14
						6/ 1/56	Arizona State	West Jordan, Utah	16

80

53	Bob Matheson, LB								
54	Ralph Ortega, LB								
55	Ernest Rhone, LB								
56	Steve Towle, LB								
58	Kim Bokamper, LB								
60	Jeff Toews, G								
61	Cleveland Green, T								
63	Mark Dennard, C								
64	Ed Newman, G								
66	Larry Little, G-T								
67	Bob Kuechenberg, G-T								
68	Eric Laakso, T-G								
73	Bob Baumhower, DT								
75	Doug Betters, DE								
77	A.J. Duhe, DE								
78	Carl Barisich, DT								
79	Jon Giesler, T								
81	Jimmy Cefalo, WR								
82	Durriel Harris, WR								
83	Vern Don Herder, DE								
84	Bruce Hardy, TE								
86	Ronnie Lee, TE								
87	Andre Tillman, TE								
89	Nat Moore, WR								


81

82	Harris, Durriel	WR	5-11	184	5	11/27/54	New Mexico State	Port Arthur, Tex.	15
36	Howell, Steve	FB	6-2	230	2	12/20/56	Baylor	Miami Lakes, Fl.	16
37	Kozlowski, Mike	S	6-0	197	2	2/24/56	Colorado	Carlsbad, Ca.	16
67	Kuechenberg, Bob	G-T	6-2	255	11	10/14/47	Notre Dame	Miami Beach, Fl.	16
68	Laakso, Eric	T-G	6-4	265	3	11/29/56	Tulane	Pembroke Pines, Fl.	10
52	Land, Mel	LB	6-3	242	2	11/30/55	Michigan State	Campbell, Ohio	16
86	Lee, Ronnie	TE	6-3	235	2	12/24/56	Baylor	Miami Lakes, Fl.	16
66	Little, Larry	G-T	6-1	260	14	11/ 2/45	Bethune-Cookman	Miami, Fl.	15
53	Matheson, Bob	LB	6-4	225	14	11/25/44	Duke	Hollywood, Fl.	16
89	Moore, Nat	WR	5-9	188	7	9/19/51	Florida	Miami, Fl.	16
22	Nathan, Tony	HB	6-0	206	2	12/14/56	Alabama	Miami, Fl.	16
64	Newman, Ed	G	6-2	255	8	6/ 4/51	Duke	Miami, Fl.	16
54	Ortega, Ralph	LB	6-2	225	6	7/ 5/53	Florida	Miami, Fl.	16
55	Rhone, Earnest	LB	6-0	224	5	8/20/53	Henderson, Ark.	Miami Lakes, Fl.	8
4	Roberts, George	P	6-0	184	3	6/10/55	Virginia Tech	Miami Lakes, Fl.	16
48	Small, Gerald	CB	5-11	192	3	8/10/56	San Jose State	East Pointe, Ga.	16
10	Strock, Don	QB	6-5	220	7	11/27/50	Virginia Tech	Miami, Fl.	16
45	Taylor, Ed	QB	6-0	175	6	5/13/53	So. Mississippi	Memphis, Tenn.	9*
41	Thomas, Norris	CB	5-11	184	4	5/ 1/54	Texas Tech	Miami, Fl.	16
87	Tillman, Andre	TE	6-5	230	5	11/ 1/52	Washington	Dallas, Tex.	0*
60	Toews, Jeff	G	6-3	255	2	11/ 4/57	Penn State	San Jose, Ca.	11
38	Torrey, Bob	FB	6-3	235	2	1/30/57	Kansas	Ceres, N.Y.	13*
56	Towle, Steve	LB	6-2	230	6	10/23/53	Kansas	Fort Lauderdale, Fl.	16
5	von Schamann, Uwe	K	6-0	188	2	4/23/56	Oklahoma	Fort Worth, Tex.	16
24	Williams, Delvin	HB	6-0	200	7	4/17/51	Kansas	Los Altos Hills, Ca.	14


ORIGIN OF THE DOLPHINS

Year	Draft (33)	Trades (6)	Free Agents/Waivers (7)
1967	QB Bob Griese (1)		
1968	x-FB Larry Csonka (1)		
1969		G Larry Little (from San Diego)	
1970	SS Tim Foley (3)		G Bob Kuechenberg — F.A.
1971	DE Vern Den Herder (9)	LB Bob Matheson (from Cleveland)	
1973	QB Don Strock (5) G Ed Newman (6)		
1974	y-TE Andre Tillman (2) WR Nat Moore (3)		
1975	LB Steve Towle (6)		LB Earnest Rhone — F.A.
1976	LB Larry Gordon (1) LB Kim Bokamper (1) WR Duriel Harris (3) RB Gary Davis (6) CB Norris Thomas (9)		LB Rusty Chambers — waivers (from New Orleans)
1977	DE A.J. Duhe (1) NT Bob Baumhower (2)	DT Carl Barisich (from Seattle)	
1978	QB Guy Benjamin (2) WR Jimmy Cefalo (3) CB Gerald Small (4) G-T Eric Laakso (4) DE Doug Betters (6) TE Bruce Hardy (9) C Mark Dannard (10)	RB Delvin Williams (from San Francisco)	P George Roberts — F.A.
1979	T Jon Giesler (1) G Jeff Toews (2) RB Tony Nathan (3) LB Mel Land (3) TE Ronnie Lee (3) FB Steve Howell (4) SS Don Bessillieu (5) K Uwe von Schamann (7) S Glenn Blackwood (8) S Mike Kozlowski (10)	FS Neal Colzie (from Oakland) LB Ralph Ortega (from Atlanta)	T Cleveland Green — F.A. FB Bob Torrey — F.A. CB Ed Taylor — F.A.

x-played in Miami from 1968-74 and returned in 1979 as free agent
y-Injured reserve for entire 1979 season



Jimmy Cefalo caught 3 TD passes as rookie.



Bob Griese could surpass 25,000 career passing yards in 1980.

HISTORICAL HIGHLIGHTS

1965

- March 3 —Minneapolis lawyer Joseph Robbie meets AFL Commissioner Joe Foss in Washington, and Foss advises Robbie to apply for an expansion franchise in Miami.
- May 6 —Joseph Robbie meets Miami Mayor Robert King High to ascertain the availability of the Orange Bowl stadium, and the mayor agrees to invite the AFL to Miami.
- June 4 —Resolution 36723 of Miami City Commission directs the mayor to confer with the AFL.
- June 7 —AFL Executive Committee votes to expand in 1966 at a meeting in Monmouth Park, N.J.
- Aug. 16 —AFL awards its first expansion franchise to Joseph Robbie and television star Danny Thomas for \$7.5 million.
- Sept. 21 —Joe Thomas of Minnesota Vikings becomes Director of Player Personnel.
- Nov. —Mrs. Robert Swanson of West Miami gets two lifetime passes as winner of nickname contest. James Boome of Opa-locka was runnerup among more than 20,000 entries.
- Nov. 27 —Miami picks Kentucky QB Rick Norton and Illinois RB Jim Grabowski in first round of AFL's college draft. Tulsa WR Howard Twilley selected in 12th round.
- Dec. 16 —Miami Dolphins, Ltd., organizes as a Florida limited partnership. Joseph Robbie becomes Managing General Partner and Danny Thomas Sports, Inc., becomes the other general partner.

1966

- Jan. 15 —Miami picks 31 players from eight teams in AFL expansion draft. One of the draftees, OT Norm Evans of Houston, would play 10 seasons at right tackle.
- Jan. 29 —George Wilson becomes first head coach after eight years coaching the Detroit Lions (57-45-6 and NFL champions in 1957) and one year as a Washington assistant.

- June 8 —AFL merges into NFL with Pete Rozelle as commissioner. An AFL-NFL championship game is scheduled for the next January followed by a common draft.
- July 5 —Dolphins open first training camp at St. Petersburg Beach as 83 players report.
- Aug. 6 —Dolphins lose first preseason game, 38-10, at San Diego before 25,712 spectators.
- Aug. 7 —Training camp moves to St. Andrew's School in Boca Raton, Fla.
- Aug. 12 —Dolphins lose first preseason game at Orange Bowl, 33-0, to Kansas City before 36,366 spectators.
- Sept. 2 —Joe Auer returns opening kickoff 95 yards for Dolphin TD in first regular-season game, but Oakland wins, 23-14, at Orange Bowl before 26,776 spectators.
- Oct. 16 —Dolphins end string of nine losses (four in preseason) by defeating Denver, 24-7, with a George Wilson, Jr. screen pass to Billy Joe turning into a 67-yard TD. Only 23,393 spectators were at Orange Bowl.
- Oct. 23 —QB Rick Norton suffers broken jaw during third quarter of 20-13 victory at Houston, and Norton is lost for the season.
- Dec. 18 —QB John Stofa passes for four TDs capped by 14-yard strike to Joe Auer with 38 seconds remaining for 29-28 victory over Houston at Orange Bowl before 20,045 spectators.

1967

- March 14 —Miami picks Purdue QB Bob Griese in first round of common draft. Griese is the fourth player selected.
- June 1 —Joseph Robbie and W. H. Keland purchase the interest of Danny Thomas and agree to equalize present holdings in Miami Dolphins, Ltd., whenever either acquired outside holdings.
- June 27 —Miami and Denver complete seven-man trade that brings RB Abner Haynes to Dolphins.
- Aug. 19 —Record crowd of 50,822 sees first interleague game which Atlanta wins, 27-17.
- Sept. 17 —QB John Stofa breaks his right ankle shortly after scoring a TD, and rookie Bob Griese directs 35-21 victory over Denver at Orange Bowl. RB Abner Haynes gains 151 yards in season opener, Griese throws 68-yard TD pass to Joe Auer.
- Nov. 26 —Dolphins end eight-game losing streak by defeating Buffalo, 17-14, on a fourth-down, 31-yard TD pass from Bob Griese to Howard Twilley with 1:01 remaining.
- Dec. 17 —CB Dick Westmoreland scores TD with his 10th interception in 41-32 victory over Boston at Orange Bowl. Patriots RB Jim Nance gains 164 yards.
- Dec. 27 —Miami trades QB John Stofa to expansion club Cincinnati for 1968 draft picks in first and second rounds.

1968

- Jan. 30 —Miami picks Syracuse FB Larry Csonka in first round of draft. Csonka is the eighth player selected.
- Aug. 17 —Dolphins gain first interleague victory, 23-7, over Philadelphia at Orange Bowl.
- Aug. 31 —AFL-record crowd of 68,125 at Orange Bowl sees Coach Don Shula's Baltimore Colts win interleague game, 22-13. WR Jack Clancy (67 catches as rookie) injures left knee, out for season.
- Oct. 7 —Rookie RB Jim Klick gains 104 yards in 24-7 victory at Houston.
- Nov. 24 —Rookie strong safety Dick Anderson returns interception 96 yards for TD in 34-10 victory over Boston at Fenway Park.

- Dec. 8 —QB Bob Griese sets records for 2,473 yards, 186 completions and 21 TDs for season after directing 38-7 victory over Boston at Orange Bowl. Griese misses final game due to bruised knee.

1969

- Jan. 28 —Miami picks Georgia DE Bill Stanfill in first round of draft. Stanfill is the 11th player selected.
- March 24 —Miami obtains all-time AFL middle linebacker Nick Buoniconti from Boston in trade for QB Kim Hammond and LB John Bramlett.
- May 10 —Pro football realignment for 1970 places Dolphins in AFC East with Boston, Buffalo, New York Jets and NFL's Baltimore.
- May 16 —Joseph Robbie becomes majority owner of Dolphins when he is joined by five Miami businessmen in purchasing the interest of W. H. Keland.
- July 2 —Miami obtains RG Larry Little, a native Miamian, from San Diego in trade for CB Mack Lamb.
- Sept. 14 —QB Bob Griese passes for a record 327 yards and rookie Mercury Morris returns kickoff 105 yards for TD but Dolphins lose season opener, 27-21, at Cincinnati.
- Oct. 4 —President Nixon watches Dolphins tie Oakland, 20-20, at Orange Bowl.
- Oct. 26 —Dolphins notch first victory after 0-5-1 start as MLB Nick Buoniconti helps restrict rookie O.J. Simpson to 12 yards on 10 carries, 24-6 over Buffalo at Orange Bowl.
- Nov. 2 —QB Bob Griese passes for four TDs but Dolphins lose, 34-31, at New York Jets.
- Nov. 9 —Only 8,374 spectators brave a downpour at Boston College, and FB Larry Csonka splashes 54 yards for TD in 17-16 victory over Patriots. QB Bob Griese injures right knee, out for final five games.

1970

- Jan. 27 —Miami obtains WR Paul Warfield from Cleveland in trade for 1970 first-round draft pick.
- Feb. 1 —AFL officially merges into NFL in accordance with June 8, 1966 agreement.
- Feb. 18 —Don Shula, 40, becomes head coach and vice president after seven years coaching the Baltimore Colts (71-23-4). He succeeds George Wilson after four years with Dolphins (15-39-2).
- April 11 —Dolphins join scouting combine, BLESTO-V.
- April 13 —NFL Commissioner Pete Rozelle gives the Dolphins' 1971 first-round draft pick to Baltimore as compensation for loss of Coach Don Shula.
- April 20 —Don Shula completes coaching staff with Mike Scarry (defensive line), Monte Clark (offensive line), Bill Arnsparger (defensive coordinator), Howard Schnellenberger (offensive coordinator), Carl Taseff (offensive backs) and holdover Tom Keane (defensive backs).
- April 25 —Don Shula meets 47 players for indoctrination camp at University of Miami.
- July 12 —Rookies report to new training headquarters at Biscayne College in North Miami.
- Aug. 10 —Dolphins cut QB Rick Norton, who signed four-year \$350,000 contract as club's first draftee in 1966.
- Aug. 29 —Record crowd of 76,712 sees fourth consecutive preseason victory, 20-13, over Baltimore.
- Oct. 3 —Dolphins post first-ever victory over Oakland, 20-13, as WR Paul Warfield catches two TD passes.
- Oct. 10 —Dolphins post first-ever victory over New York Jets, 20-6, and QB Joe Namath (93-161 for 1,506 yards and 12 TDs in eight previous meetings).


- Nov. 22 —Dolphins reverse a 35-0 loss by defeating Baltimore, 34-17, at Orange Bowl as free safety Jake Scott returns punt 77 yards for TD.
- Dec. 20 —Dolphins extend winning streak to six games and clinch playoff berth with 45-7 victory over Buffalo at Orange Bowl.
- Dec. 27 —Dolphins lose AFC semifinal playoff on muddy field, 21-14, at Oakland.

1971

- April 9 —Former University of Miami All-American QB George Mira signs as free agent.
- Sept. 1 —Miami obtains LB Bob Matheson from Cleveland in trade for 1972 second-round pick and Matheson later becomes key to the "53 Defense."
- Oct. 17 —QB Bob Griese sets NFL record with three consecutive passes for TDs in first quarter of 41-3 victory over New England at Orange Bowl.
- Nov. 7 —Dolphins post first-ever shutout, 34-0, over Buffalo at Orange Bowl although the Bills gained 364 yards.
- Nov. 14 —QB Bob Griese, despite illness, rallies Dolphins from 21-3 deficit to a 24-21 victory over Pittsburgh at Orange Bowl with record 86-yard TD pass to Paul Warfield and record 73-yard punt by Larry Seiple.
- Dec. 19 —Record regular-season crowd of 74,215 paid sees Dolphins win AFC East title by defeating Green Bay, 27-6, FB Larry Csonka becomes club's first 1,000-yard rusher with 1,051 yards, and placekicker Garo Yepremian leads NFL with 117 points.
- Dec. 25 —Dolphins win longest game (82 minutes, 40 seconds) in pro football history, 27-24, at Kansas City as Garo Yepremian kicks 37-yard field goal in second overtime of AFC semifinal playoff.

1972

- Jan. 2 —Dolphins stymie Baltimore, 21-0, for first AFC Championship before 78,629 spectators at Orange Bowl. Colts are scoreless for first time in 97 games and strong safety Dick Anderson returns interception 62 yards for clinching TD.
- Jan. 16 —Dallas rushes for 252 yards in defeating Dolphins, 24-7, in Super Bowl VI before 81,035 spectators at Tulane Stadium, New Orleans.
- Feb. 21 —Bobby Beathard, 35, becomes Director of Player Personnel, succeeding Joe Thomas.
- April 25 —Dolphins claim 16-year pro QB Earl Morrall, 38, on waivers from Baltimore.
- Sept. 17 —Dolphins win first NFL regular-season game played at Arrowhead Stadium, 20-10, over Kansas City before 79,829 spectators.
- Oct. 1 —Dolphins end season ticket sale at record 69,303.
- Oct. 15 —QB Earl Morrall replaces injured Bob Griese (broken right leg, dislocated ankle) at Orange Bowl and finishes 24-10 victory over San Diego for 5-0 record.
- Oct. 22 —Garo Yepremian kicks longest field goal (54 yards) of career in 24-23 victory over Buffalo at Orange Bowl.
- Nov. 12 —Don Shula becomes first NFL coach to win 100 games in 10 seasons as Dolphins smother New England, 52-0, with 501 total yards at Orange Bowl.
- Dec. 16 —Dolphins achieve NFL's first 14-0 regular-season record and break NFL rushing record with 2,960 yards by defeating Baltimore, 16-0, at Orange Bowl.
- Dec. 31 —QB Bob Griese comes off bench of 7-7 battle in third quarter, and, after a 10-game absence, he rallies Dolphins to 21-17 victory at Pittsburgh to repeat as AFC champions.



DE Vern Den Herder began a string of 88 consecutive starts in 1972.

1973

- Jan. 14 —Dolphins cap a perfect season in Super Bowl VII at Los Angeles by defeating Washington, 14-7, for NFL's first unbeaten, untied record. A 28-yard TD pass from Bob Griese to Howard Twilley and interceptions by LB Nick Buoniconti and safety Jake Scott are key plays.
- Feb. 14 —Offensive coordinator Howard Schnellenberger, 39, becomes head coach of the Baltimore Colts.
- April 18 —Dolphins surpass NFL record with 74,961 season ticket sales. Kansas City held old record of 72,885 in 1972.
- Sept. 30 —RB Mercury Morris sets single-game rushing record of 197 yards on 15 carries with three TDs (24, 70, 35) against New England, 44-23, at Orange Bowl.
- Nov. 11 —Dolphins shut out Baltimore for fourth consecutive time, 44-0, as CB Tim Foley returns two blocked punts for TDs at Orange Bowl.
- Dec. 15 —WR Paul Warfield catches four TD passes (21, 7, 16, 4) from Bob Griese in first half of 34-7 victory over Detroit at Orange Bowl. Dolphins compile best two-year record (26-2) in NFL history.
- Dec. 18 —Don Shula signs Dolphins coaching contract through 1977.
- Dec. 30 —Dolphins rush for 266 yards in defeating Oakland, 27-10, for unprecedented third straight AFC Championship at Orange Bowl.

1974

- Jan. 13 —Dolphins overpower Minnesota, 24-7, in Super Bowl VIII at Rice Stadium in Houston for second consecutive NFL Championship. FB Larry Csonka gains 145 yards on 33 carries and Dolphins outscore three playoff foes, 85-33.
- Jan. 16 —Defensive coordinator Bill Arnsparger, 47, becomes head coach of the New York Giants.
- Jan. 20 —Garo Yepremian kicks five field goals for AFC including 42-yarder with 21 seconds remaining for 15-13 victory in Pro Bowl at Kansas City.

- March 31 —FB Larry Csonka, WR Paul Warfield and RB Jim Kiick sign \$3.3 million package deal in Toronto to play for John Bassett in World Football League.
- July 1 —NFL Players Association declares strike, Dolphin Managing General Partner Joseph Robbie charges NFLPA with "search and destroy" mission.
- July 10 —Chicago Tribune Charities cancels July 26 College All-Star Game with Dolphins due to strike.
- July 17 —Seven veterans cross picket line: C Jim Langer, S Jake Scott, TE Jim Mandich, LB Bob Matheson, QB Earl Morrall and RBs Don Nottingham and Mercury Morris.
- Aug. 14 —Strike ends after seven weeks.
- Nov. 17 —Dolphins outlast Buffalo, 35-28, at Orange Bowl on 23-yard TD by Don Nottingham with 19 seconds remaining; third time in season that Dolphins score winning points with less than 20 seconds to play.
- Dec. 2 —FB Larry Csonka gains 100 yards for 19th time with 123 yards in 24-3 victory over Cincinnati at Orange Bowl; seventh consecutive win on Monday night TV.
- Dec. 15 —Dolphins rally from 24-point deficit to defeat New England, 34-27, for 31st consecutive victory (excluding preseason) at Orange Bowl. QB Earl Morrall passes for 288 yards and Miami closes with 11-3 record.
- Dec. 21 —Oakland spoils Dolphins' bid for third consecutive NFL Championship, 28-26, in AFC semifinal at Oakland on 8-yard TD pass from Ken Stabler to Clarence Davis with 26 seconds remaining.

1975

- Jan. 31 —Howard Schnellenberger rejoins Dolphin staff as coach of receivers and passing game.
- March 1 —George Young, 44, becomes Director of Pro Scouting after seven years in Baltimore Colts' organization. He succeeds Pat Peppler.
- Sept. 22 —Winning streak at Orange Bowl stops at 31 games after 31-21 loss to Oakland.
- Oct. 19 —Dolphins intercept Jets' QB Joe Namath six times in 43-0 victory at New York.
- Oct. 22 —World Football League folds after losing \$30 million, but three ex-Dolphins still under contract to John Bassett.
- Nov. 23 —QB Bob Griese suffers torn tendons in right foot during third quarter of 33-17 loss to Baltimore at Orange Bowl.
- Dec. 7 —Third-string QB Don Strock directs 31-21 victory over Buffalo at Orange Bowl for 12th consecutive victory over Bills.
- Dec. 14 —Dolphins suffer 10-7 loss in overtime at Baltimore on 31-yard FG by Toni Linhart, and miss qualifying for playoffs for first time in six years under Don Shula.

1976

- Jan. 13 —Offensive line coach Monte Clark, 39, becomes head coach of the San Francisco 49ers, but he is forced to resign after an 8-6 season. He becomes head coach of Detroit Lions in 1978.
- Jan. 16 —John Sandusky, 50, becomes offensive line coach after three seasons with Philadelphia and 14 years (1959-72) with Baltimore.
- Jan. 22 —Prescription Athletic Turf (grass) approved for Orange Bowl stadium, at a cost of \$244,500.
- March 30 —Seattle selects Dolphin original OT Norm Evans in expansion draft; Tampa Bay selects LBs Bruce Ella and Doug Swift, who retires to enter medical school.
- April 6 —Joseph Robbie rejects \$2-million contract proposal by FB Larry Csonka and agent Ed Keating. Csonka signs the next day with New York Giants.

- July 9 —Don Shula signs five-year contract through 1980 season and cancels old pact which had two years remaining. He also sells his interest in the club to Joseph Robbie.
- Sept. 26 —Dolphins face QB Joe Namath of New York Jets for last time and post 16-0 shutout at Orange Bowl.
- Oct. 17 —WR Howard Twilley, last of Dolphin originals, surpasses 3,000 career yards with eight catches for 104 yards in 20-17 overtime loss to Kansas City at Orange Bowl.
- Oct. 27 —Bill Arnsparger rejoins Dolphins as assistant head coach two days after being fired by New York Giants (0-7).
- Dec. 5. —WR Freddie Solomon gains 252 yards in three-TD spectacular that includes record 79-yard punt return, 53-yard pass play and 59-yard flanker reverse in 45-27 victory over Buffalo Bills at Orange Bowl.

1977

- March 14 —Dolphins agree to 10-year lease for use of Orange Bowl with three-year cancellation notice. New lease doubles rent to \$45,000 per game but is less than City of Miami's proposed 10 per cent of gross ticket sales.
- May 2 —QB Earl Morrall, 43, who spent five seasons with the Dolphins, retires from a 21-year career. Morrall passed for 20,809 career yards and guided the Dolphins through most of undefeated 1972 season.
- May 3 —Miami picks Louisiana State's A.J. Duhe in first round of draft. Duhe is 13th player selected, and he earns NFL Defensive Rookie of the Year honors in 1977.
- Sept. 11 —QB Bob Griese, forced to wear eyeglasses because of problems with contact lenses, passes for two TD's in 27-21 preseason victory at New York Giants.
- Sept. 25 —WR Nat Moore scores on 19-yard reverse, 32-yard screen pass and 73-yard deep pass in comeback 19-15 victory at San Francisco.
- Nov. 24 —QB Bob Griese becomes first since 1972 to throw six TD passes in a game, and Dolphins set records of 55 points and 503 yards in 55-14 rout on Thanksgiving Day at St. Louis.
- Dec. 5 —Rookie RB Leroy Harris gallops 77 yards for longest TD run in Dolphin history, capping 17-6 victory over Baltimore at Orange Bowl.
- Dec. 15 —Maxwell Club of Philadelphia names QB Bob Griese as its Pro Player of Year.
- Dec. 17 —Dolphins close 10-4 season with QB Bob Griese's record 22nd TD pass and Nat Moore's record 13th TD in 31-14 victory over Buffalo at Orange Bowl.

1978

- Feb. 17 —Chuck Connor, 40, becomes Director of Player Personnel after three years scouting for BLESTO. He succeeds Bobby Beathard, who resigned Feb. 7 and became general manager of Washington Redskins.
- April 17 —Dolphins acquire RB Delvin Williams from San Francisco 49ers in exchange for WR Freddie Solomon, FS Vern Roberson and picks in the first and fifth rounds of 1978 draft.
- Aug. 25 —QB Bob Griese suffers torn ligaments in left knee during 24-20 preseason victory at Tampa, and backup Don Strock guides Dolphins to 5-2 record before Griese returns as starter Oct. 22.
- Nov. 5 —A 17-point blitz in first quarter and 5 quarterback sacks enable Dolphins to upset defending Super Bowl champion Dallas Cowboys, 23-16, at Orange Bowl.
- Nov. 12 —Delvin Williams becomes first 1,000-yard rusher of 1978 with 144 yards and two TDs in 25-24 triumph at Buffalo, marking 18th straight win over Bills. Williams set Dolphin record of 1,258 yards rushing in season.

- Dec. 10 —LB Larry Gordon intercepts three passes in 23-6 rout of Oakland Raiders at Orange Bowl to clinch "wild-card" berth in playoffs.
- Dec. 18 —Garo Yepremian ties NFL record with 16th consecutive field goal, capping 23-3 victory over New England and boosting Dolphins to 11-5 record.
- Dec. 24 —Houston trips Dolphins, 17-9, in playoff opener at Orange Bowl.

1979

- Jan. 8 —Howard Schnellenberger, receivers and passing game coach, is named head coach at the University of Miami.
- Jan. 22 —Dan Henning, 36, replaces Howard Schnellenberger after three seasons (1976-78) coaching the New York Jets' receivers.
- Feb. 14 —Director of Pro Scouting George Young, 48, is named General Manager of the New York Giants after five seasons (1974-78) with the Dolphins.
- Feb. 21 —Bill Davis, 40, succeeds George Young as Director of Pro Personnel. Davis was assistant coach and administrative assistant to Philadelphia Coach Dick Vermeil (1976-78) after four seasons at Michigan State (1972-75).
- Feb. 22 —FB Larry Csonka, 32, re-signs with Dolphins as a free agent after four-year absence in World Football League (1975) and NFL's New York Giants (1976-78).
- May 3 —Miami picks Michigan OT Jon Giesler in first round of draft. Giesler is the 24th player selected.
- Sept. 23 —FB Larry Csonka scores three TDs for second time in career as Dolphins crush Chicago, 31-16, at Orange Bowl for 4-0 start.
- Oct. 14 —Tony Nathan escapes on record 86-yard punt return for TD as Dolphins defeat Buffalo, 17-7, for 20th consecutive win in series.
- Oct. 28 —WR Duriel Harris sets single-game records of 10 catches for 180 yards in 27-7 rout of Green Bay at Orange Bowl.
- Oct. 31 —Joseph Robbie receives prestigious Horatio Alger Award, presented by Dr. Norman Vincent Peale in Miami.
- Nov. 11 —Dolphins post 19-0 shutout of Baltimore and move into NFL lead in total defense after 11 games.
- Nov. 29 —QB Bob Griese, benched in favor of Don Strock for second straight game, rallies Dolphins to 26 points in second half for 39-24 victory over New England as FB Larry Csonka scores three TDs.
- Dec. 9 —QB Bob Griese completes 17 of 22 passes for 229 yards in 28-10 win at Detroit which clinches AFC East title.
- Dec. 30 —Pittsburgh overpowers Dolphins with 20-point first quarter in 34-14 playoff victory at Pittsburgh, and Steelers eventually win Super Bowl XIV.

1980

- April 29 —Miami picks two members of Alabama's national championship team, CB Don McNeal and C Dwight Stephenson, in first two rounds of draft. McNeal is the 21st player selected and Stephenson is the 48th.

Tony Nathan on his record 86-yard punt return in 1979:

I started to try to outrun that last man, but I thought if he grabbed me by the jersey and pulled me down, I'd never hear the last of it. At that particular time, you can't think too much. I just started to do what I do best — I don't try to tell anybody I'm the fastest thing around, but I can move laterally. I think I have enough quickness to get around somebody. I was dying to get into the end zone and see what it felt like.

MIAMI DOLPHINS ALL-TIME ROSTER (1966-1979)

HEAD COACHES

George Wilson — Northwestern	66-69
Don Shula — John Carroll	70-79

ASSISTANT COACHES

Arnsperger, Bill — Miami, Ohio	70-73, 76-79	Keane, Tom — West Virginia	66-79
Bingaman, Les — Illinois	66-69	McPeak, Bill — Pittsburgh	73-74
Clark, Monte — Southern Cal	70-75	Pellegrini, Bob — Maryland	66-67
Costello, Vince — Ohio U	74	Sandusky, John — Villanova	76-79
Crosby, Steve — Fort Hays	79	Scarry, Mike — Waynesburg	70-79
Doll, Don — Southern Cal	75-76	Schnelker, Bob — Bowling Green	74
Hefferle, Ernie — Duquesne	66-69	Schnellenberger, Howard — Kentucky	70-72, 75-78
Henning, Dan — Wm & Mary	79	Taseff, Carl — John Carroll	70-79
Idzik, John — Maryland	66-69	Walston, Bobby — Georgia	66-67

PLAYERS ON ACTIVE ROSTER

Alexander, John (DE) Rutgers	77-78	Cox, Jim (TE) Miami, Fla	68
Anderson, Dick (SS) Colo	68-75, 77	Cronin, Bill (TE) Boston College	66
Anderson, Terry (WR) Bethune-Cookman	77-78	Crowder, Randy (DT) Penn State	74-76
Andrews, John (DE) Morgan St	75-76	Crusan, Doug (T) Indiana	68-74
Auer, Joe (RB) Georgia Tech	66-67	Csonka, Larry (FB) Syracuse	68-74, 79
Babb, Charlie (S) Memphis St	72-79	Current, Mike (T) Ohio St	67, 77-79
Bachman, Ted (CB) N Mex St	76	Darnall, Bill (WR) N. Carolina	68-69
Baker, Mel (WR) Texas So	74	Davis, Gary (RB) Cal Poly SLO	76-79
Ball, Larry (LB) Louisville	72-74, 77-78	Davis, Ted (LB) Georgia Tech	70
Bannon, Bruce (LB) Penn St	73-74	DeMarco, Bob (C) Dayton	70-71
Barber, Rudy (LB) Bethune-Cookman	68	Del Galzo, Jim (QB) Tampa	72, 75
Barisich, Carl (DT) Princeton	77-79	Den Herder, Vern (DE) Central Iowa	71-79
Barnes, Rodrigo (LB) Rice	75	Dennard, Mark (C) Tex A&M	79
Baumhower, Bob (DT) Ala	77-79	Denney, Mike (LB) So Miss	76
Beier, Tom (S) Miami, Fla	67, 69	Dotson, Al (DT) Grambling	66
Benjamin, Guy (QB) Stanford	78-79	Drougas, Tom (T) Oregon	75-76
Berger, Ron (DE) Wayne State	73	Duhe, A. J. (DE) LSU	77-79
Bessillieu, Don (S) Ga Tech	79	Dunaway, Jim (DT) Mississippi	72
Bettlers, Doug (DE) Nev/Reno	78-79	Dvorak, Rick (DE) Wichita St	77
Blackwood, Glenn (S) Texas	79	Edmunds, Randall (LB) Georgia Tech	68-69
Bokamper, Kim (LB) San Jose St	77-79	Ellis, Bruce (MLB) Ohio State	75
Bosarge, Wade (S) Tulsa	77	Ellis, Ken (CB) Southern	76
Boutwell, Tom (QB) So Miss	69	Emanuel, Frank (LB) Tenn	68-69
Boynton, John (T) Tennessee	69	Erlandson, Tom (LB) Wash. St	66-67
Bramlett, John (LB) Memphis State	67-68	Evans, Norm (T) TCU	66-75
Branch, Mel (DE) LSU	66-68	Falson, Earl (DE) Indiana	66
Braxton, Jim (RB) W. Va	78	Farley, Dale (LB) W. Virginia	71
Briscoe, Marlin (WR) Omaha	72-74	Fernandez, Manny (DE) Utah	68-75
Brown, Dean (S) Ft Valley St	70	Fleming, Marv (TE) Utah	70-74
Buggers, Bob (LB) Minnesota	66-68	Foley, Tim (CB) Purdue	70-79
Bulaich, Norm (RB) TCU	75-79	Fowler, Charlie (G) Houston	67-68
Buoniconti, Nick (LB) Notre Dame	69-74, 76	Funchess, Tom (T) Jackson St	74
Canale, Whit (DE) Tennessee	66	Giesler, Jon (T) Michigan	79
Carlton, Darryl (T) Tampa	75-76	Gilchrist, Cookie (RB) None	66
Carpenter, Preston (TE) Ark	66	Ginn, Hubert (RB) Fla. A&M	70-75
Casares, Rick (RB) Florida	66	Goode, Irv (C-G) Kentucky	73-74
Cefalo, Jimmy (WR) Penn St	78-79	Goode, Tom (C) Miss. State	66-69
Chambers, Rusty (LB) Tulane	76-79	Gordon, Larry (LB) Ariz. St	76-79
Chesser, George (RB) Delta State	66-67	Grady, Garry (S) E. Mich	69
Clancy, Jack (WR) Michigan	67-69	Green, Cleveland (T) Southern	79
Clancy, Sean (LB) Amherst	78	Griese, Bob (QB) Purdue	67-79
Cole, Terry (RB) Indiana	71	Hammond, Kim (QB) Fla. St	68
Colzie, Neal (S) Ohio St	79	Hardy, Bruce (TE) Ariz. St	78-79
Cooke, Ed (DE) Maryland	66-67	Harper, Jack (RB) Florida	67-68
Cornelius, Charles (CB) Bethune-Cookman	77-78	Harris, Duriel (WR) N Mex St	76-79
Cornish, Frank (DT) Grambling	70-71	Harris, Leroy (RB) Ark St	77-78
		Haynes, Abner (RB) N. Tex. St	67
		Heinz, Bob (DT) Pacific	69-74, 76-77

Ortega, Ralph (LB) Florida	79
Owens, Morris (WR) Ariz. St.	75-76
Palmer, Dick (LB) Kentucky	70
Park, Ernie (G) McMurry	66
Pearson, Willie (CB) N.C. A&T	69
Pesuit, Wally (T) Kentucky	77-78
Petrella, Bob (S) Tennessee	66-71
Powell, Jesse (LB) W. Tex. St.	69-73
Price, Sam (RB) Illinois	66-68
Pryor, Barry (RB) Boston U.	69-70
Pyburn, Jack (T) Texas A&M	67-68
Rather, Bo (WR) Michigan	73, 78
Reese, Don (DT) Jackson St.	74-76
Rhone, Earnest (LB)	
Henderson St.	75, 77-79
Rice, Ken (G) Auburn	66-67
Richardson, Jeff (T) Mich. St.	69
Richardson, John (DT) UCLA	67-71
Richardson, Willie (WR)	
Jackson St.	70
Riley, Jim (DE) Oklahoma	67-71
Roberson, Bo (WR) Cornell	66
Roberson, Vern (S) Grambling	77
Roberts, Archie (QB) Columbia	67
Roberts, George (P) Va. Tech	78-79
Roberts, Guy (LB) Maryland	77
Roderick, John (WR) SMU	66-67
Rudolph, Jack (LB) Ga. Tech	66
Salter, Bryant (S) Pittsburgh	76
Scott, Jake (S) Georgia	70-75
Seiple, Larry (P) Kentucky	67-77
Selfridge, Andy (LB) Virginia	76
Sellers, Ron (WR) Florida St.	73
Simpson, Bob (DE) Colorado	78
Small, Gerald (CB)	
San Jose St.	78-79
Smith, Tom (RB) Miami, Fla.	73
Solomon, Freddie (WR) Tampa	75-77
Speyner, Cotton (WR) Texas	75
Stanfill, Bill (DE) Georgia	69-76
Stofa, John (QB) Buffalo	66-67, 69-70
Stowe, Otto (WR) Iowa State	71-72
Strock, Don (QB) Va. Tech	74-79
Stuckey, Henry (CB) Missouri	72-74
Swift, Doug (LB) Amherst	70-75
Taylor, Ed (CB) Memphis St.	79
Thomas, Norris (CB) So. Miss.	77-79
Thornton, Jack (LB) Auburn	66
Tillman, Andre (TE) Tex. Tech	75-78
Toews, Jeff (G) Washington	79
Torczon, LaVerne (DE) Nebraska	66
Torrey, Bob (FB) Penn. St.	79
Towle, Steve (LB) Kansas	75-79
Tucker, Gary (RB) Chattanooga	68
Urbanek, Jim (DT) Miss.	68
Voik, Rick (S) Michigan	77-78
von Schamann, Uwe (K) Okla.	79
Wade, Charley (WR) Tenn. St.	73
Wantland, Hal (TE) Tenn.	66
Warfield, Paul (WR) Ohio State	70-74
Warren, Jimmy (CB) Illinois	66-69
Washington, Dick (DB)	
Bethune-Cookman	68
Weisacosky, Ed (LB) Miami, Fla.	68-70
West, Willie (S) Oregon	66-68
Westmoreland, Dick (CB)	
N.C. A&T	66-69
White, Jeris (CB) Hawaii	74-76
Wickert, Tom (T) Wash. State	74
Williams, Delvin (RB) Kansas	78-79
Williams, Maxie (G-T) SE La.	66-70
Wilson, George, Jr. (QB) Xavier	66
Windauer, Bill (DT) Iowa	75
Winfrey, Stan (RB) Ark. St.	75-77
Wood, Dick (QB) Auburn	66
Woods, Larry (DT) Tenn. State	73
Woodson, Fred (G) Fla. A&M	67-69
Yepremian, Garo (K) None	70-78
Young, Steve (T) Colorado	77
Young, Willie (T) Alcorn A&M	77
Zechar, Rich (DT) Utah State	66-67

FROM NEW ENGLAND	
Eddie Wilson	QB Arizona
Billy Neighbors	QB Alabama
Ross O'Hanley	S Boston College
Jack Rudolph	LB Georgia Tech
FROM BUFFALO	
Billy Joe	FB Villanova
Bo Roberson	WR Cornell
Jim Davidson	OT Ohio State
Howard Simpson	DT Auburn
FROM DENVER	
John McGeever	S Auburn
Ed Cooke	DE Maryland
Tom Erandson	LB Washington St.
Tom Noming	LB Miami (Ohio)
FROM HOUSTON	
Norm Evans	OT Texas Christian
Tom Goode	C Miss State
Jack Spikes	FB Texas Christian
Maxie Williams	OT SE Louisiana
FROM KANSAS CITY	
Altonson	DT Grambling
Mei Branch	DE Louisiana St.
Frank Jackson	WR SMU
Ron Caveness	LB Arkansas
FROM NEW YORK JETS	
Wanda McDaniels	LB Oklahoma
Willie West	S Oregon
Mike Hudock	C Miami, Fla.
LaVerne Torczon	DE Nebraska
FROM OAKLAND	
Rich Zecher	QB Utah State
Dick Wood	QB Auburn
Kan Rice	G Auburn
Gene Mingo	A None
FROM SAN DIEGO	
Dave Kocubek	TE Wisconsin
Ernie Park	QB McMurry
Tom Warren	CB Illinois
Dick Westmoreland	CB N.C.A. & T.

ALL-TIME DRAFT CHOICES

(Bold Face Indicates Active Roster)

1966 EXPANSION DRAFT (1-15-66)

1	Sam Price	RB	Illinois
2	Howard Twilley	QB	Kentucky
3	Ken Kruger	WR	Tulsa
4	Phil Scoggin	TE	Texas A & M
5	Jerry Oliver	OT	SW Texas
6	Don Lorenz	DE	Stephen Austin
7	Mike Bender	G	Arkansas
8	Rich Keister	E	Kentucky
9	Doug Moreau	TE	Louisiana St.
10	John Tocker	CB	Adams State

1966 DRAFT CHOICES (11-27-65)

1	John Roderick	WR	SMU
2	Harold Fulford	WR	Auburn
3	Jack Clancy	WR	Michigan
4	Jim Markins	RB	Florida St.
5	Friz Greenlee	TE	Arizona
6	Bill Darnall	DB	North Carolina

1966 REDSHIRT DRAFT

1	Tom Williams	WR	SMU
2	Jon Brittenum	WR	Auburn
3	Craig Baynam	WR	Michigan
4	Randy Winkler	WR	Florida St.
5	Kal Anderson	WR	Arizona

1967 DRAFT CHOICES

1	Tom Belier	WR	SMU
2	Jack Pyburn	WR	Michigan
3	Stan Luk	WR	Florida St.
4	Jim Whitaker	WR	Arizona
5	Charlie Stokes	WR	Michigan
6	Jack Ferro	WR	Florida St.
7	Maurice Lashour	WR	Arizona
8	Ray Kisson	WR	Michigan

1968 DRAFT CHOICES

1	Larry Caonka	WR	Syracuse
2	Doug Crusan	WR	Indiana
3	Jim Keyes	WR	Mississippi
4	Jim Coe	WR	Michigan
5	Jim Urbanek	WR	Mississippi
6	Dick Anderson	WR	Colorado
7	Tom Erandson	WR	Washington St.
8	Kim Hammond	WR	Wyoming
9	Jim Egan	WR	Florida St.
10	Jimmy Hines	WR	Texas Southern
11	John Boynton	WR	Tennessee

1969 DRAFT CHOICES

1	Bill Stanfill	WR	Georgia
2	Bob Heinz	WR	Univ. Pacific
3	Mercury Morris	WR	West Texas St.
4	Norm McBride	WR	N.C. A & T
5	Willie Pearson	WR	Tennessee
6	Karl Kremer	WR	Notre Dame
7	Ed Tuck	WR	Notre Dame
8	John Egan	WR	Boston College
9	John Kula	WR	Penn State

1970 DRAFT CHOICES

1	Dick Nittiger	WR	Michigan
2	Brownie Whelsh	WR	Purdue
3	Mike Kelen	WR	Toledo
4	Dave Buddington	WR	Georgia
5	Gary Brackett	WR	Georgia
6	Pat Hauser	WR	Georgia
7	Charles Williams	WR	Jackson St.
8	George Myles	WR	Florida A & M

1971 DRAFT CHOICES

No.	Name	Pos.	College	No.	Name	Pos.	College
1	TO BALTIMORE for Don Steward	WR	Iowa State	10	Ron Marce	DT	Purdue
2	Otto Stowe	WR	Iowa State	11	Vic Surma	OT	Penn State
3	Dale Farley	LB	West Virginia	12	Leroy Byars	RB	Alcorn A & M
4	x-Joe Theismann	QB	Notre Dame	13	Lonnie Hepburn	CB	Texas Southern
5	TO PITTSBURGH for Willie Richardson	WR	Richmond	14	David Vaughan	TE	Memphis St
6	Dennis Coleman	LB	Mississippi	15	Bob Richards	CB	California
7	Ron Dickerson	CB	Kansas St	16	Chris Myers	WR	Kentucky
8	TO PITTSBURGH for Bob DeMarco	DE	Central Iowa	17	Curt Mark	LB	Mayville St
9	Vern Den Herder	DE	Central Iowa				

x-signed with Canadian Football League

1972 DRAFT CHOICES

No.	Name	Pos.	College	No.	Name	Pos.	College
1	x-Mike Kadish	DT	Notre Dame	8	Craig Lurry	QB	Minnesota
2	TO CLEVELAND for Bob Matheson	DT	Notre Dame	9	Greg Johnson	CB	Wisconsin
3	Gary Kosins	RB	Dayton	10	TO HOUSTON for Russell Price	WR	Holy Cross
4a	Larry Ball	DE	Louisville	11	Ed Jenkins	WR	Holy Cross
4b	(from San Diego for Carl Mautsch)	OT	Ohio Univ	12	Ashley Bell	TE	Purdue
5	Charlie Babb	S	Memphis St	13	Archie Robinson	CB	Hillsdale
6	y-Ray Nettles	LB	Tennessee	14	Willie Jones	LB	Tampa
7	Bill Adams	G	Holy Cross	15	Bill Davis	DT	Wm & Mary
7b	(from Denver for John Stofa)	LB	Arkansas St	16	Hann Brown	WR	Wisconsin
	Calvin Harrell	RB	Arkansas St	17	Vern Brown	S	Western Mich

x-taxi squad '72 y-signed with Canadian Football League

1973 DRAFT CHOICES

No.	Name	Pos.	College	No.	Name	Pos.	College
1	TO BUFFALO for Marlin Briscoe	QB	Oregon	7c	Willie Matter	WR	N Illinois
2	x-Chuck Bradley	QB	Oregon	7d	(from Cleveland for Bob DeMarco)	RB	Miami (Fla)
3	Leon Gray	OT	Jackson State	8	Tom Smith	RB	Miami (Fla)
4	Bo Rather	WR	Michigan	9	Archie Pearson	DE	NE Oklahoma
5a	Don Strock	QB	Virginia Tech	10	Karl Lorch	DE	Southern Cal
5b	(from Buffalo in Frank Cornish deal)	CB	Iowa State	11	Ron Fernandes	DE	Eastern Mich
6	Dave McCurry	G	Duke	12	Chris Kelle	CB	Boston College
7a	Ed Newman	LB	Villanova	13	Joe Booker	RB	Miami (Ohio)
7b	Kevin Reilly	LB	Villanova	14	Greg Boyd	TE	St Thomas
	(from New England for Wayne Mass)	RB	Ark Tech	15	Bill Palmer	DE	Norfolk St
	Ben Shepherd	RB	Ark Tech	16	James Jackson	DE	Norfolk St
	(from New England for Bill Griffin)	WR	Tennessee St	17	Charley Wade	WR	Tennessee St

x-Injured reserve '73

1974 DRAFT CHOICES

No.	Name	Pos.	College	No.	Name	Pos.	College
1	Don Reese	DE	Jackson St	7b	Joe Sullivan	OT	Boston College
2a	y-Andre Tillman	TE	Texas Tech	8	Mal Baker	OT	Texas Southern
2b	(from Green Bay for Jim Del Gaudio)	WR	Arizona State	9a	Tom Wickert	OT	Washington St
2c	Benny Malone	CB	Arizona State	9b	(from Chicago for Dave McCurry)	LB	Cornell
3	Jarla White	CB	Hawaii	10	x-Gary Valbuena	LB	Tennessee
4	Nat Moore	WR	Florida	11	Gerry Roberts	DE	UCLA
5	x-Bill Stevenson	OT	Drake	12	Jim Revers	S	Florida
5a	Cleveland Vann	LB	Oklahoma St	13	x-Clayton Heath	RB	Wake Forest
6a	Randy Crowder	DT	Penn State	14	Sam Johnson	LB	Arizona State
7a	(from Baltimore in Hubert Ginn deal)	CB	Nebraska	15	Larry Gates	CB	Western Mich
7b	x-Bob Wolfe	WR	Rice	16	Jesse Wolf	OT	Prairie View
	Carl Swierc	WR	Rice	17	Ken Dickerson	CB	Tuskegee
	(from New Orleans for Jeff White)						

x-signed with World Football League

y-injured reserve '74

1975 DRAFT CHOICES

No.	Name	Pos.	College	No.	Name	Pos.	College
1	Darryl Carlton	OT	Tampa	10a	Glyde Russell	RB	Oklahoma
2a	Freddie Solomon	WR	Tampa	10b	(from Chicago for Charley Wade)	TE	Penn State
2b	(from Green Bay for Jim Del Gaudio)	WR	Arkansas St	10c	Joe Jackson	TE	Penn State
3	Stan Winfrey	DE	Arkansas St	11	(from Washington for Howard Kindig)	CB	Washington St
4	Cerald Hill	LB	Houston	12	Joe Daniel	CB	NW Louisiana St
5a	Bruce Ellis	WR	Ohio State	13	Joe Vancey	CB	Henderson St
5b	Morris Owens	WR	Arizona St	14	Leonard Isabe	WR	Tulsa
6a	(from N.Y. Giants for Henry Stuckey)	LB	Iowa State	15	James Lewis	LB	Tennessee St
6b	Barry Hill	LB	Kansas	16	(from NY Giants for Ed Jenkins)	QB	Colorado St
7	Steve Towle	LB	Kansas	17	Jack Graham	QB	Carson-Newman
8	(from NY Jets for Larry Woods)	RB	Baylor	18	Skip Johns	RB	Carson-Newman
9	TO NEW YORK JETS for John Moore	DT	Harding College	19	Vernon Smith	LB	Georgia
	Philip Kent	DT	Harding College		Dwaine Copeland	RB	Middle Tenn St
	Barney Crawford	DT	Harding College				
	James Wilson	G	Clark College				

1976 DRAFT CHOICES

No.	Name	Pos.	College	No.	Name	Pos.	College
1a	Larry Gordon	LB	Arizona St	10a	z-Norris Thomas	CB	Southern Miss
1b	(from Washington for Joe Theismann)	DE	Tennessee St	10b	Gary Fencik	CB	Alabama
2	y-Kim Bokemper	LB	San Jose St	11	(from Washington for Earl Clark)	CB	Jacksonson
3	Loalro McCreary	TE	Tennessee St	12	Don Testerman	RB	Minnesota
4a	Dustel Harris	WR	New Mexico St	13	Dexter Price	LB	Iowa State
4b	Malvin Mitchell	WR	Tennessee St	14	Randy Young	LB	Northwestern
5	(from Detroit for Larry Ball)	OT	Cal Poly SLO	15	Darryl Brandford	LB	Northwestern
6	TO PHILADELPHIA for Norm Bulchin	RB	Cal Poly SLO	16	(from St. Louis for Rodrigo Barnes)	CB	UCLA
7a	Gary Davis	G	New Las Vegas	17	Bernie Head	LB	South Dakota St
7b	Joe Ingerson	G	New Las Vegas	18	Bob Gasser	RB	Utah State
8	(from New Orleans for Mel Baker)	DE	Tennessee St	19	Ron Holmes	CB	Utah State
9	Johnny Owens	DE	Tennessee St	20	Mike Green	CB	Utah State
	Bob Simpson	CB	Colorado	21	x-Jeff Grantz	CB	South Carolina

x-remained at South Carolina as coach

z-quit camp '76, active roster '77

1977 DRAFT CHOICES

No.	Name	Pos.	College	No.	Name	Pos.	College
1	A J Duhe	DE	Louisiana St	5b	Leroy Harris	HB	Arkansas State
2	Bob Baumhower	DE	Alabama	6	TO NY GIANTS for Andy Seir	DE	New Mexico
3a	TO HOUSTON for Ken Ellis	OT	Miami (Ohio)	7	x-Bruce Herron	LB	Colorado
3b	Mike Watson	OT	Miami (Ohio)	8	Horace Perkins	RB	Oklahoma St
4	(from Chicago for Bo Rather)	OT	Miami (Ohio)	9	Robert Turner	CB	Eastern Mich
5a	TO WASHINGTON for Jake Scott deal	P	Kent	10	Mark Carter	DE	Huie
5b	Mike Michel	P	Kent	11	John Alexander	DE	Huie
	(from Tampa for Ray Nettles rights)			12	Terry Anderson	WR	Bethune Cookman

1978 DRAFT CHOICES

No.	Name	Pos.	College	No.	Name	Pos.	College
1	TO SAN FRANCISCO in Delvin Williams deal	QB	Stanford	6	Doug Batters	DE	Nevada/Reno
2	Guy Benjamin	OT	Duke	7a	Karl Baldschwiler	OT	Oklahoma
3a	Lyman Smith	CB	Texas Southern	7b	(from Cleveland for Paul Warfield)	WR	NE Missouri
3b	Jimmy Cefalo	WR	Penn State	8	x-Lloyd Henry	LB	Amherst
4a	Gerald Small	CB	San Jose St	9	Sean Glancy	TE	Arizona State
4b	(from Cleveland for Paul Warfield)	OT	Tulane	10	x-Mark Dennard	CB	Texas A & M
5a	Eric Laskas	RB	Notre Dame	11	TO SEATTLE for Carl Barisch	DE	Middle Tenn
5b	Ted Burmeier	S	Notre Dame	12a	Mike Moore	RB	Northern Colo
	TO SAN FRANCISCO in Delvin Williams deal			12b	Billy Kanney	QB	(from Denver for Jim Klick)

x-injured reserve '78

1979 DRAFT CHOICES

No.	Name	Pos.	College	No.	Name	Pos.	College
1	Jon Glesler	OT	Michigan	7	Uwe von Schumann	K	Oklahoma
2	Jeff Towse	CB	Washington	8a	Jeff Grob	WR	Bowling Green
3a	Tony Nathan	RB	Alabama	8b	(from Washington for Jim Mandich)	S	Texas
3b	(from Tampa Bay for Randy Crowder)	LB	Michigan St	9	Glenn Blackwood	S	Texas
3c	Mei Land	LB	Michigan St	10a	(from Denver for Jim Klick)	CB	Michigan St
3d	(from NY Giants for Larry Csonka)	RB	Baylor	10b	TO TAMPA BAY for Council Rudolph	S	Colorado
4	Ronnie Lee	TE	Baylor	11	Jeff Weston	DT	Notre Dame
5	(from New Orleans for Don Reese)	CB	Georgia Tech	12	Jerome Stanton	CB	Michigan St
6	TO ATLANTA for Ralph Ortega	G	Nebraska	13	(from Detroit for Karl Baldschwiler)	CB	Michigan St
7	Steve Howell	G	Nebraska	14	Mike Kozlowski	S	Georgia Tech
8	Steve Lindquist	G	Nebraska	15	Mike Blanton	DE	Georgia Tech
				16	Larry Fortner	QB	Miami (Ohio)

1980 DRAFT CHOICES

No.	Name	Pos.	College	No.	Name	Pos.	College
1	Don McNeal	CB	Alabama	9	Mark Goodspeed	CB	Nebraska
2	Dwight Stephenson	C	Alabama	10a	Doug Lantz	CB	Miami (Ohio)
3	Bill Barnett	DE	Nebraska	10b	Ben Long	LB	South Dakota
4	Elmer Bailey	WR	Nebraska	11a	(from Philadelphia, past considerations)	DE	Marquette State
5	TO WASHINGTON in Benny Malone deal	WR	Michigan St	11b	(from San Francisco for Chas. Cornelius)	DE	Marquette State
6	Eugene Byrd	WR	Michigan St	12	TO PHILADELPHIA	G	North Carolina St
7	Joe Rose	TE	California		Chuck Stone		
8a	Jeff Allen	CB	Cal-Davis				
8b	Dave Woodley	QB	Louisiana St				
	(from Washington for Jim Mandich)						

VOLUNTARY COMPENSATION

Three former Dolphins — Larry Csonka, Paul Warfield and Jim Klick — re-entered the NFL in 1976 after a year in the defunct World Football League. Their new NFL clubs voluntarily compensated the Dolphins in this manner:

New York Giants — 3rd in 1978, 3rd in 1979 for Csonka.
Cleveland Browns — 4th and 7th in 1978 for Warfield.
Denver Broncos — 12th in 1978, 8th in 1979 for Klick.

NFL'S NO. 1 DRAFT CHOICES

Year	Team	Player	Pos.	College
1980	Detroit	Billy Sims	RB	Oklahoma
1979	Buffalo	Tom Cousineau	LB	Ohio State
1978	Houston	Earl Campbell	RB	Texas
1977	Tampa Bay	Ricky Bell	RB	Southern Cal
1976	Tampa Bay	Leroy Selmon	DT	Oklahoma
1975	Atlanta	Steve Bartkowski	QB	California
1974	Dallas	Ed (Too Tall) Jones	DE	Tennessee St
1973	Houston	John Matuszak	DE	Tampa
1972	Buffalo	Walt Patulski	DE	Notre Dame
1971	New England	Jim Plunkett	QB	Stanford
1970	Pittsburgh	Terry Bradshaw	QB	Louisiana Tech
1969	Buffalo	O.J. Simpson	RB	Southern Cal
1968	Minnesota	Ron Yary	T	Southern Cal
1967	Baltimore	Bubba Smith	DT	Michigan State
1966	Atlanta	Tommy Noble	LB	Texas
	Miami (AFL)	Jim Grabowski	RB	Illinois
1965	N.Y. Giants	Tucker Fredrickson	RB	Auburn
	New York (AFL)	Joe Namath	QB	Alabama
1964	San Francisco	Dave Parks	WR	Texas Tech
	Denver (AFL)	Bob Brown	T	Nebraska
1963	Los Angeles	Terry Baker	QB	Oregon State
	Kansas City (AFL)	Buck Buchanan	DT	Grambling
1962	Washington	Ernie Davis	RB	Syracuse
	Oakland (AFL)	Roman Gabriel	QB	N. Carolina St.

DOLPHIN TRADING HISTORY

1966	
LB Ron Caveness to Houston for draft rights to QB Billy Anderson	
1967	
S John McGeever to San Diego for DE Bob Petrich	
C Mike Hudock to New York Jets for OT Nick DeFelice (4-4)	
TE Bill Cronin to Denver for DT Ray Jacobs (5-4)	
G Ernie Park, QB George Wilson Jr., DE Earl Faison and RB Cookie Gilchrist to Denver for LB Jerry Hopkins, RB Abner Haynes, DE Danny LaRose and 6th pick in 1968 (6-27)	
1969	
QB Kim Hammond, LB John Bramlett and 5th pick in 1970 for LB Nick Buoniconti (3-24)	
CB Mack Lamb to San Diego for G Larry Little (7-2)	
1970	
CB Dick Westmoreland to Minnesota for G Bookie Bolin (5-1)	
S Tom Beler to San Francisco for T-C Lance Olssen (5-1)	
WR Jack Clancy to Green Bay in compensation for TE Marv Fleming (5-18)	
1971	
C Carl Mauck to San Diego for DT Tony Liscio and 4th pick in 1972 (9-8)	
1972	
LB Dale Farley to Buffalo for DT Jim Dunaway (6-7)	
DT Frank Cornish to Buffalo for G-C Howard Kindig and 5th pick in 1973	
1973	
WR Otto Stowe to Dallas for WR Ron Sellers and 2nd pick in 1974 (5-10)	
RB Hubert Ginn to Baltimore for RB Don Nottingham, 6th pick in 1974 (10-2)	
DT Mike Kadish to Buffalo for G-G Irv Goode (8-27)	
1975	
WR Marlin Briscoe and RB Hubert Ginn to St. Louis for RB Donny Anderson and compensation for TE Jim McFarland (5-6)	
LB Bruce Bannon to San Diego for DE Pete Lazetich (7-23)	
1976	
FS Jake Scott and 4th pick in 1977 to Washington for FS Bryant Salter (8-24)	
1977	
OT Darryl Carlton to Tampa Bay for OT Mike Current and 5th pick in 1978 (8-8)	
1978	
WR Freddie Solomon, S Vern Roberson, 1st and 5th picks in 1978 to San Francisco for RB Delvin Williams (4-17)	
RB Benny Malone and 5th pick in 1980 to Washington for FB Jim Braxton and 3rd pick in 1979 (10-10)	

STRAIGHT DRAFT PICKS

1966	
QB George Wilson Jr. from Buffalo	13th in 1967
RB Jack Spikes to Buffalo (8-30)	5th in 1967
DT Jerry Oliver to Denver	12th in 1967
TE Bill Cronin from Oakland	8th in 1967
RB Cookie Gilchrist from Denver (11-10)	3rd, 5th in 1967
1967	
LB John Bramlett from Denver (7-25)	4th in 1968
TE Dave Kocourek to Oakland (9-5)	8th in 1968
QB Jon Brittenum to San Diego	3rd in 1968
QB Billy Anderson to Houston	9th in 1968
QB Archie Roberts from NY Jets (9-26)	8th in 1968
QB John Stofa to Cincinnati (12-26)	1st, 2nd in 1968
1968	
LB Tom Erlandson to San Diego (8-19)	7th in 1969
WR John Roderick to Oakland (8-21)	5th in 1969
1970	
WR Paul Warfield from Cleveland (1-26)	1st in 1970
C Bob DeMarco from Pittsburgh (8-31)	8th in 1971
WR Willie Richardson from Pittsburgh (9-15)	5th in 1971
1971	
LB Bob Matheson from Cleveland (9-1)	2nd in 1972
DE Russell Price from Houston	10th in 1972
QB John Stofa to Denver (11-23)	7th in 1972

1972	
WR Marlin Briscoe from Buffalo (6-7)	1st in 1973
OT Wayne Mass to New England	7th in 1973
G-C Bill Griffin to New England	7th in 1973
C Bob DeMarco to Cleveland (9-26)	7th in 1973
1973	
QB Jim Del Galzo to Green Bay (8-22)	2nd in 1974, 1975
CB Dave McCurry to Chicago	9th in 1974
K Jeff White to New Orleans (8-29)	7th in 1974
1974	
QB Joe Theismann to Washington (1-25)	1st in 1976
DT Larry Woods to NY Jets (8-7)	8th in 1975
WR Charley Wade to Chicago (8-9)	10th in 1975
RB Ed Jenkins to NY Giants (8-17)	14th in 1975
G-C Howard Kindig to Washington (8-21)	10th in 1975
OT John Mooring from NY Jets (8-28)	6th in 1975
WR Bo Rather to Chicago (9-10)	3rd in 1977
1975	
CB Henry Stuckey to NY Giants (1-28)	5th in 1975
RB Norm Bulaich from Philadelphia (7-9)	4th in 1976
LB Larry Ball, 5th in 1976 to Detroit (9-7)	4th in 1976
WR Mel Baker to New Orleans (9-9)	7th in 1976
1976	
LB Rodrigo Barnes to St. Louis (4-6)	12th in 1976
RB Mercury Morris to San Diego (8-24)	4th in 1977
LB Andy Selfridge from NY Giants (9-2)	6th in 1977
CB Ken Ellis from Houston (9-21)	3rd, 4th in 1977
1977	
LB Ray Nettles, rights to Tampa (1-21)	5th, 6th in 1977
WR Barry Smith from Tampa Bay and T Randy Young from Tampa Bay (2-7)	8th in 1977
DT Carl Barisich from Seattle (7-20)	11th in 1978
OT Steve Young from Tampa Bay (8-30)	5th in 1978
CB Jeris White to Tampa Bay (9-5)	5th in 1978
1978	
TE Jim Mandich to Washington (5-11)	8th in 1979, 1980
DE Council Rudolph from Tampa Bay (7-5)	8th in 1979
OT Karl Baldischwiler to Detroit (8-28)	10th in 1979
1979	
FS Neal Cozile from Oakland (3-22)	3rd in 1979
LB Ralph Ortega from Atlanta (4-18)	3rd in 1979
CB Charles Cornelius to San Francisco (8-21)	11th in 1980
FB Leroy Harris to Philadelphia	5th in 1981



Delvin Williams arrived in 1978 trade and dashed to record 1,258 yards.

LAST TIME IT HAPPENED . . .

INTERCEPTION RETURNED FOR TD

Dolphins: Gerald Small (46), 12-10-78 vs. Oakland
Opponent: Mike Hawkins (35), 10-21-79 at New England

KICKOFF RETURNED FOR TD

Dolphins: Freddie Solomon (90), 10-9-77 at Baltimore
Opponent: Harold Hart (102), 9-22-75 vs. Oakland

PUNT RETURNED FOR TD

Dolphins: Tony Nathan (86), 10-14-79 vs. Buffalo
Opponent: Billy Johnson (83), 11-16-75 at Houston

FUMBLE RETURNED FOR TD

Dolphins: Bob Baumhower (13), 10-9-78 vs. Cincinnati
Opponent: Dave Washington (42), 11-17-74 vs. Buffalo

BLOCKED PUNT FOR TD

Dolphins: Tim Foley (8, 5), 11-11-73 vs. Baltimore
Opponent: Johnny Lynn (end zone), 9-30-79 at N.Y. Jets

BLOCKED FIELD GOAL FOR TD

Dolphins: Lloyd Mumphord (51), 12-6-70 vs. New England
Opponent: Charles Romes (76), 9-2-79 at Buffalo

*WINNING FG IN FINAL MINUTE

Dolphins: Garo Yepremian (29), 10-24-76 at Tampa Bay, :55
Opponent: George Blanda (46), 9-20-69 at Oakland, :11

*WINNING TD IN FINAL MINUTE

Dolphins: Don Nottingham, 23 run, 11-17-74 vs. Buffalo, :19
Opponent: James Harris, 5 run, 10-30-77 vs. San Diego, :00

END-AROUND FOR TOUCHDOWN

Dolphins: Nat Moore (19), 9-25-77 at San Francisco
Opponent: Henry Marshall (59), 10-17-76 vs. Kansas City

PASS COMPLETION BY OTHER THAN QB

Dolphins: Nat Moore (31) to Paul Warfield, 11-24-74 at NY Jets
Opponent: Eddie Hare (4) to Mosi Tatupu, 10-21-79 at New England

TOUCHDOWN DRIVE OVER 90 YARDS

Dolphins: 94 yards in 9 plays, 12-3-78 at Washington (Griese-Cefalo, 40 pass)
Opponent: 93 yards in 5 plays, 11-20-78 at Houston (Campbell, 81 run)

SAFETY, TACKLED IN END ZONE

Dolphins: A.J. Duhe sacked Dan Pastorini, 11-20-78 at Houston
Opponent: Richard Bishop sacked Bob Griese, 10-22-78 at New England

SHUTOUT ON ROAD

Dolphins: Baltimore 35, Miami 0, 11-1-70 at Baltimore
Opponent: Miami 19, Baltimore 0, 11-11-79 at Miami

SHUTOUT AT HOME

Dolphins: Cleveland 28, Miami 0, 10-25-70 at Miami
Opponent: Miami 16, Washington 0, 12-3-78 at Washington

TIE GAMES

9-19-71 — Miami at Denver, 10-10
10-4-69 — Oakland at Miami, 20-20
10-12-68 — Buffalo at Miami, 14-14

*excluding overtime games



'79 Game-by-Game

Miami 9, Buffalo 7

Orchard Park, N.Y., Sept. 2 — Fullback Larry Csonka, marking his return to the Dolphins after a four-year absence, accounted for 45 yards of a winning 77-yard touchdown drive in the fourth quarter. While sheets of rain flooded Rich Stadium, the Dolphins mounted the 14-play march and Csonka dove one yard for the TD with 6:29 to play. Bills' placekicker Tom Dempsey misfired to the left on a 34-yard field-goal attempt as time ran out. Csonka powered 87 yards on 16 carries and moved into sixth place on the NFL's all-time rushing list. Miami's 19th consecutive victory over Buffalo was accomplished with stingy defense, permitting only five first downs and 121 total yards — third-lowest total in Dolphin history. Dolphin rookie Uwe von Schamann saw his first NFL field-goal try blocked by Sherman White and returned 76 yards for a TD by Charles Romes. Von Schamann later connected from 34 yards and missed from 37 yards.

Miami	0	0	3	6	—	9
Buffalo	0	7	0	0	—	7

Buffalo — Romes 76 return of blocked FG (Dempsey kick)
Miami — FG von Schamann 34
Miami — Csonka 1 run (kick failed)

A — 70,841 paid, 69,441 actual

	Miami	Buffalo
First Downs	20	5
Rushes-Yards	40-175	25-45
Passing Yards	118	76
Total Yards	293	121
Had QB Sacked	2-21	1-9
Passes	27-14-1	13-7-1
Punts	5-40.2	6-39.7
Fumbles/Lost	0/0	0/0
Penalties/Yards	6/50	2/15

INDIVIDUAL LEADERS

RUSHING — Miami: Csonka 18-87, Williams 17-52, Davis 7-36. Buffalo: Miller 9-24, Brown 9-10, Hooks 6-5, Ferguson 1-6.
PASSING — Miami: Griese 27-14-1, 139 yards, no TD. Buffalo: Ferguson 13-7-1, 85 yards, no TD.
RECEIVING — Miami: Hardy 4-41, Csonka 4-20, Moore 1-25, Williams 3-22. Buffalo: Lewis 2-48, Butler 3-32, Gant 1-11.

Miami 19, Seattle 10

Miami, Sept. 9 — Interceptions by linebackers Earnest Rhone and Bob Matheson led to nine points, and cornerback Gerald Small intercepted at the Dolphin 9-yard-line to turn the tide in the third quarter. The Dolphins drove 76 yards following Small's theft and settled for a 31-yard field goal by Uwe von Schamann for a 12-10 lead. Quarterback Bob Griese fired a 51-yard pass to Duriel Harris, then a 7-yard TD pass to Norm Bulalch, who broke a tackle and lunged across the goal line with 9:18 left. Griese pegged a three-yard TD pass to Nat Moore in the first quarter. Seattle southpaw Jim Zorn passed 23 yards to Steve Raible for a go-ahead touchdown in the third period. Harris had five receptions for 117 yards. "One good thing about our defense," fullback Larry Csonka said, "is that we don't have to play them."

Seattle	0	3	7	0	—	10
Miami	0	9	3	7	—	19

Miami — Moore 3 pass from Griese (kick failed)
Seattle — FG Herrera 32
Miami — FG von Schamann 36
Seattle — Raible 23 pass from Zorn (Herrera kick)
Miami — FG von Schamann 31
Miami — Bulalch 7 pass from Griese (von Schamann kick)

	Seattle	Miami
First Downs	19	15
Rushes-Yards	28-119	30-117
Passing Yards	226	198
Total Yards	345	315
Had QB Sacked	2-21	1-10
Passes	48-21-3	27-15-0
Punts	5-41.6	7-37.3
Fumbles/Lost	2/1	3/2
Penalties/Yards	9/80	5/44

A — 60,045 paid, 56,233 actual

INDIVIDUAL LEADERS

RUSHING — Seattle: Smith 11-59, Moore 3-20, Doornink 4-14, Sims 7-12. Miami: Csonka 13-48, Williams 12-43, Davis 3-20.
PASSING — Seattle: Zorn 45-21-3, 247 yards, one TD; Sims 1-0-0. Miami: Griese 27-15-0, 208 yards, 2 TDs.
RECEIVING — Seattle: Smith 7-80, Doornink 5-43, Raible 3-44, Largent 1-13. Miami: Harris 5-117, Williams 3-23, Csonka 2-24, Hardy 2-21.

Miami 27, Minnesota 12

Bloomington, Minn., Sept. 16 — Backup quarterback Don Strock sparked a 20-point fourth quarter by flipping touchdown passes to Larry Csonka and Jimmy Cefalo, and Miami's defense intercepted three passes and allowed the Vikings inside the Dolphin 20-yard-line only once. The Vikings tediously built a 12-7 lead on field goals of 39, 44, 40 and 24 yards by Rick Danmeier. Bob Griese had completed 10 of 15 passes, but three turnovers left the Dolphins trailing in the third quarter when Griese exited with a pulled hamstring. Csonka was unattended for a TD pass that capped a 64-yard drive, and Strock's 50-yard heave to Duriel Harris set up the score by Cefalo, who made a diving catch in the end zone. "I wanted to improve our play in the fourth quarter this season," Coach Don Shula said, "but not at the expense of the first three."

Miami	0	7	0	20	—	27
Minnesota	3	6	3	0	—	12

Minn — FG Danmeier 39
Minn — FG Danmeier 44
Minn — FG Danmeier 40
Miami — Williams 1 run (von Schamann kick)
Minn — FG Danmeier 24
Miami — Csonka 6 pass from Strock (kick blocked)
Miami — Cefalo 6 pass from Strock (von Schamann kick)

	Miami	Min
First Downs	22	14
Rushes-Yards	42-136	28-137
Passing Yards	183	106
Total Yards	319	243
Had QB Sacked	1-3	1-11
Passes	22-15-2	25-14-3
Punts	4-32.5	2-38.0
Fumbles/Lost	2/1	2/1
Penalties/Yards	2/19	8/60

A — 47,748 paid, 44,187 actual

INDIVIDUAL LEADERS

RUSHING — Miami: Williams 22-73, Csonka 14-39, Strock 1-11, Davis 1-5. Minnesota: Young 12-70, Foreman 12-38, Kramer 3-27, Miller 1-2.
PASSING — Miami: Griese 15-10-2, 94 yards, no TD; Strock 7-5-0, 92 yards, 2 TDs. Minnesota: Kramer 25-14-3, 117 yards, no TD.
RECEIVING — Miami: Harris 5-79, Hardy 4-82, Csonka 4-15, Moore 1-24. Minnesota: Young 3-31, Foreman 3-13, Cunningham 2-19, Rashad 2-30.

Miami 31, Chicago 16

Miami, Sept. 23 — A 28-point barrage in the second half with touchdowns on all four possessions boosted the Dolphins to their first 4-0 start since 1972 and their seventh straight victory in regular-season games. Miami's swarming defense applied clamps to Chicago running back Walter Payton, who managed only 43 yards on 15 carries after piling up 125, 182 and 134 yards in three previous games. Quarterback Don Strock, who injured his right knee on a sack in the second period, completed eight consecutive passes in the second half and fullback Larry Csonka hammered out TDs of 12 and 9 yards and one yard. Flanker Nat Moore caught five passes for 121 yards including a 53-yarder in the second period. Tight end Bruce Hardy took snaps from center on the game's final two plays.

Chicago	0	6	3	7	—	16
Miami	3	0	14	14	—	31

Chicago — McClendon 1 run (Thomas kick)

Miami — FG von Schamann 21
Chicago — FG Thomas 30
Chicago — FG Thomas 32
Miami — Williams 3 run (von Schamann kick)
Miami — Csonka 12 run (von Schamann kick)
Chicago — FG Thomas 36
Miami — Csonka 9 run (von Schamann kick)
Miami — Csonka 1 run (von Schamann kick)

	Chicago	Miami
First Downs	16	23
Rushes-Yards	28-85	39-193
Passing Yards	155	196
Total Yards	240	389
Had QB Sacked	1-5	1-11
Passes	25-16-2	17-12-0
Punts	2-35.0	none
Fumbles/Lost	0/0	3/1
Penalties/Yards	8/50	4/43

A — 66,598 paid, 66,011 actual

INDIVIDUAL LEADERS

RUSHING — Chicago: Payton 15-43, Evans 6-32, Williams 4-2. Miami: Csonka 15-73, Williams 14-64, Davis 4-21, Harris 1-20.
PASSING — Chicago: Evans 17-11-2, 92 yards, no TD; Avellini 8-5-0, 68 yards, no TD. Miami: Strock 17-12-0, 207 yards, no TD.
RECEIVING — Chicago: Scott 4-49, Baschnagel 3-39, Latta 2-6, Richards 1-20. Miami: Moore 5-121, Hardy 2-31, Cefalo 2-24, Davis 2-14, Harris 1-17.

New York Jets 33, Miami 27

New York, Sept. 30 — Cornerback Bobby Jackson raced 58 yards with an interception for a late third-quarter touchdown, enabling the Jets to knock the Dolphins from the unbeaten ranks in the fifth week of the season. The Dolphins struggled to within six points, 26-20, after Bob Griese tossed an 18-yard TD pass to tight end Bruce Hardy and Uwe von Schamann kicked a 37-yard field goal with 2:33 remaining. But the Jets, on a play-action fake by Richard Todd, stung the visitors with a 71-yard scoring bomb from Todd to Wesley Walker. A blocked punt by rookie Donald Dykes was recovered in the end zone by rookie Johnny Lynn for the Jets' first TD. Griese passed for 296 yards and three TDs, and Nat Moore snagged eight passes for 127 yards.

Miami	10	0	0	17	—	27
NY Jets	7	13	6	7	—	33

Miami — Moore 6 pass from Griese (von Schamann kick)

NYJ — Lynn recovered block punt in end zone (Leahy kick)
Miami — Cefalo 26 pass from Griese (von Schamann kick)
Miami — FG von Schamann 25
NYJ — Newton 1 run (Leahy kick)
NYJ — Newton 1 run (kick blocked)
NYJ — Jackson 58 interception (kick failed)
Miami — Hardy 18 pass from Griese (von Schamann kick)
Miami — FG von Schamann 37
NYJ — Walker 71 pass from Todd (Leahy kick)

	Miami	NY Jets
First Downs	21	16
Rushes-Yards	23-68	47-168
Passing Yards	286	186
Total Yards	354	354
Had QB Sacked	1-10	0-0
Passes	45-22-1	10-6-1
Punts	6-32.5	5-39.2
Fumbles/Lost	0/0	1/0
Penalties/Yards	8/62	9/60

A — 59,595 paid, 51,496 actual

INDIVIDUAL LEADERS

RUSHING — Miami: Williams 16-48, Csonka 7-20. NY Jets: Gaines 19-92, Newton 11-38, Dierking 10-22, Harper 7-18.
PASSING — Miami: Griese 45-22-1, 296 yards, 3 TDs. NY Jets: Todd 10-6-1, 186 yards, one TD.
RECEIVING — Miami: Moore 8-127, Cefalo 4-92, Williams 3-24, Davis 3-20. NY Jets: Gaffney 4-104, Walker 1-71, Harper 1-11.

Oakland 13, Miami 3

Oakland, Oct. 8 — Two touchdowns in the first 4½ minutes of the third quarter propelled the Raiders to their seventh straight triumph over the Dolphins in California dating to 1966. A Monday night TV audience was subjected to a scoreless first half. When the Dolphins fumbled away the second-half kickoff at their 28-yard-line, quarterback Ken Stabler lofted a 14-yard TD pass to tight end Raymond Chester at 12:51. Then at 10:34, linebacker Ted Hendricks sailed into the end zone with a 23-yard return of a Bob Griese interception. Miami controlled the football for 34 of the next 40 plays but managed only a 23-yard field goal by Uwe von Schamann after a procedure penalty nullified a TD plunge by Delvin Williams. Williams and Larry Csonka had a season-high combined 169 yards rushing. A fourth-down quarterback sack by Reggie Kinlaw and an interception by Lester Hayes ruined Dolphin threats in the fourth period.

Miami	0	0	3	0	—	3
Oakland	0	0	13	0	—	13

	Miami	Oak
First Downs	18	13
Rushes-Yards	35-169	30-97
Passing Yards	57	112
Total Yards	226	209
Had QB Sacked	6-49	3-31
Passes	19-10-2	22-12-0
Punts	4-41.0	6-40.2
Fumbles/Lost	3/1	2/0
Penalties/Yards	5/30	6/45

A — 53,419 paid, 52,419 actual

INDIVIDUAL LEADERS

RUSHING — Miami: Williams 16-88, Csonka 17-63, Griese 1-1, Davis 1-(-1). Oakland: van Eeghen 16-53, Jensen 12-46, Stabler 2-(-2).
PASSING — Miami: Griese 19-10-2, 106 yards, no TD. Oakland: Stabler 22-12-0, 143 yards, one TD.
RECEIVING — Miami: Moore 5-52, Hardy 2-30, Williams 2-17, Davis 1-7. Oakland: Casper 4-57, Chester 4-55, van Eeghen 3-25, Jensen 1-6.

Miami 17, Buffalo 7

Miami, Oct. 14 — Rookie Tony Nathan ignited the Dolphins with a record 86-yard punt return for a touchdown in the first quarter on the way to an NFL record 20th consecutive victory over the Bills. "I was dying to get into the end zone and see what it felt like," Nathan said after his record jaunt. The Dolphins built a 17-0 halftime bulge and controlled the game with a 178-yard rushing attack. Fullback Larry Csonka powered 90 yards on 24 carries including a seven-yard TD blast. He ground away the final 4½ minutes of the game with eight straight carries. The Bills drove 80 yards (58 yards on four Joe Ferguson passes) to a third-quarter TD on a three-yard sweep by Roland Hooks. Miami's defense held Buffalo under 300 yards total offense for the two games combined in 1979.

Buffalo	0	0	7	0	—	7
Miami	7	10	0	0	—	17

Miami — Nathan 86 punt return (von Schamann kick)
Miami — Csonka 7 run (von Schamann kick)
Miami — FG von Schamann 29
Buff — Hooks 3 run (Mike-Mayer kick)
A — 54,062 paid, 45,597 actual

	Buffalo	Miami
First Downs	11	14
Rushes-Yards	22-70	46-178
Passing Yards	108	101
Total Yards	178	279
Had QB Sacked	3-29	0-0
Passes	21-11-1	12-7-1
Punts	5-34.0	3-36.3
Fumbles/Lost	2/0	0/0
Penalties/Yards	5/25	2/10

INDIVIDUAL LEADERS

RUSHING — Buffalo: Brown 8-22, Miller 7-30, Hooks 4-12, Collier 2-5. Miami: Csonka 24-90, Davis 4-48, Williams 18-40.
PASSING — Buffalo: Ferguson 21-11-1, 137 yards, no TD. Miami: Griese 12-7-1, 101 yards, no TD.
RECEIVING — Buffalo: Lewis 4-59, Butler 2-45, Gant 2-24, Brown 2-(-1). Miami: Moore 3-48, Harris 2-35, Hardy 1-9, Bulaich 1-9.

New England 28, Miami 13

Foxboro, Mass., Oct. 21 — Quarterback Steve Grogan fired a 15-yard touchdown pass to Ray Jarvis with 9:07 to play, breaking open a see-saw contest for first place in the AFC East. The Dolphins managed only 69 yards passing and never got closer than the New England 38-yard-line in the second half. Quarterback Bob Griese moved the Dolphins to a 13-0 lead on the strength of a 13-yard TD pass to tight end Bruce Hardy and field goals of 53 and 40 yards by rookie Uwe von Schamann. Delvin Williams rushed for 99 yards. But the Patriots mounted TD drives of 69, 59 and 64 yards and delivered the clincher when linebacker Mike Hawkins intercepted Don Strock and raced 35 yards for a touchdown with 1:40 to play. It was the Dolphins' third loss in the last four outings, slipping to 5-3.

Miami	10	3	0	0	—	13
New Eng.	0	7	7	14	—	28

Miami — FG von Schamann 53
Miami — Hardy 13 pass from Griese (von Schamann kick)
Miami — FG von Schamann 40
NE — Ivory 1 run (Smith kick)
NE — Cunningham 1 run (Smith kick)
NE — Jarvis 15 pass from Grogan (Smith kick)
NE — Hawkins 35 interception (Smith kick)

	Miami	N. Eng.
First Downs	13	17
Rushes-Yards	29-135	44-129
Passing Yards	69	170
Total Yards	204	299
Had QB Sacked	1-3	2-21
Passes	27-12-3	25-17-0
Punts	5-32.8	5-30.8
Fumbles/Lost	3/2	4/1
Penalties/Yards	4/45	6/59

A — 60,372 paid, 61,096 actual

INDIVIDUAL LEADERS

RUSHING — Miami: Williams 13-99, Csonka 13-32, Davis 2-4, Strock 1-0. New England: Ivory 16-44, Grogan 10-42, Cunningham 13-33.
PASSING — Miami: Griese 18-10-2, 57 yards, one TD; Strock 7-1-1, 8 yards; Benjamin 2-1-0, 7 yards. New Eng: Grogan 24-16-0, 187 yards, one TD; Hare 1-0, 4 yards.
RECEIVING — Miami: Hardy 3-39, Davis 3-19, Williams 2-14, Bulaich 1-7. New England: Cunningham 5-29, Francis 4-34, Morgan 2-53, Jackson 1-35.

Miami 27, Green Bay 7

Miami, Oct. 28 — Quarterback Bob Griese and split end Durliel Harris staged an air show in a season-high 475-yard offensive display. Harris erased two Dolphin single-game records with 10 receptions for 180 yards including a 37-yard touchdown, his first of the season. He snared seven passes for 148 yards in the first half alone. Griese completed 18 of 27 passes for 287 yards — only the second time since 1970 that he topped 250 yards in a victory. The Dolphins netted more yards passing (280) than in their previous three games combined (227). Green Bay's only TD occurred when a David Whitehurst pass was tipped by James Lofton to tight end Paul Coffman for 78 yards. Linebacker Larry Gordon produced an end-zone interception to hold a 13-0 halftime lead.

Green Bay	0	0	7	0	—	7
Miami	0	13	14	0	—	27

Miami — Harris 37 pass from Griese (von Schamann kick)
 Miami — FG von Schamann 28
 Miami — FG von Schamann 36
 Miami — Csonka 7 run (von Schamann kick)
 Gr Bay — Coffman 78 pass from Whitehurst (Marcol kick)
 Miami — Bulalich 1 run (von Schamann kick)

Green Bay	Miami
First Downs	9 28
Rushes-Yards	14-53 50-195
Passing Yards	143 280
Total Yards	196 475
Had QB Sacked	4-37 2-24
Passes	20-12-1 28-19-0
Punts	6-42.2 2-53.0
Fumbles/Lost	3/2 2/1
Penalties/Yards	4/27 10/87

A — 54,343 paid, 47,741 actual

INDIVIDUAL LEADERS

RUSHING — Green Bay: Middleton 8-34, Simpson 6-19, Miami: Davis 14-75, Csonka 16-54, Nathan 6-28, Williams 9-15, Bulalich 5-23.
 PASSING — Green Bay: Whitehurst 17-10-1, 163 yards, one TD; Dickey 3-2-0, 17 yards. Miami: Griese 27-18-0, 287 yards, one TD; Benjamin 1-1-0, 17 yards.
 RECEIVING — Green Bay: Coffman 5-116, Simpson 3-20, Thompson 2-23, Lofton 1-5, Middleton 1-16. Miami: Harris 10-180, Moore 3-63, Hardy 3-38, Davis 2-21.

Houston 9, Miami 6

Miami, Nov. 5 — In the only game in Dolphin history in which no touchdowns were scored, Houston's rotund Toni Fritsch kicked field goals of 46, 48 and 39 yards to trip the Dolphins single-footedly on Monday night TV. The Oilers never penetrated Miami's 20-yard-line despite fullback Earl Campbell slamming 120 yards on 32 carries. Rookie Uwe von Schamann converted field goals of 32 and 51 yards, the latter pulling the Dolphins within three points with 12:26 to play. Then at the two-minute warning and the Dolphins at the Houston 20-yard-line, linebacker Gregg Bingham intercepted Bob Griese's pass to Gary Davis and romped 54 yards. Davis collected 109 combined yards (51 rushing and 58 receiving) but lost two fumbles. Houston netted only 11 yards passing, but tripped Miami for a third straight time.

Houston	0	3	6	0	—	9
Miami	3	0	0	3	—	6

Miami — FG von Schamann 32
 Houston — FG Fritsch 46
 Houston — FG Fritsch 48
 Houston — FG Fritsch 39
 Miami — FG van Schamann 51
 A — 73,900 paid, 70,273 actual

Houston	Miami
First Downs	10 13
Rushes-Yards	46-179 26-102
Passing Yards	11 138
Total Yards	190 240
Had QB Sacked	2-14 2-20
Passes	10-6-0 26-14-2
Punts	7-36.9 5-38.8
Fumbles/Lost	0/0 3/2
Penalties/Yards	8/70 4/35

INDIVIDUAL LEADERS

RUSHING — Houston: Campbell 32-120, Wilson 9-32, Pastorini 3-14. Miami: Davis 16-51, Csonka 7-31, Nathan 2-20, Griese 1-0.
 PASSING — Houston: Pastorini 10-6-0, 25 yards, no TD. Miami: Griese 26-14-2, 158 yards, no TD.
 RECEIVING — Houston: Burrough 1-24, Wilson 2-4, Rucker 1-2. Miami: Davis 8-58, Nathan 4-49, Moore 2-51.

Miami 19, Baltimore 0

Miami, Nov. 11 — Defensive end Vern Den Herder collected four quarterback sacks and recovered a fumble to spark Miami's sixth shutout of Baltimore in the 1970s. The Colts got inside the Dolphins' 20-yard-line only once, and then only with a fumble recovery. Quarterback Bob Griese connected twice with Nat Moore for first-half touchdown passes of 18 and 14 yards, and Uwe von Schamann chipped in field goals of 32 and 22 yards in the second half. A 24-yard sweep by Gary Davis set up the second Griese-to-Moore TD pass which came with 28 seconds remaining in the half. Fourth-quarter interceptions by cornerbacks Norris Thomas and Gerald Small preserved the shutout. The Colts' halfback Joe Washington accounted for 177 of his team's 231 yards including 10 pass receptions for 121 yards.

Baltimore	0	0	0	0	—	0
Miami	7	6	3	3	—	19

Miami — Moore 18 pass from Griese (von Schamann kick)
 Miami — Moore 14 pass from Griese (kick failed)
 Miami — FG von Schamann 32
 Miami — FG von Schamann 22

Baltimore	Miami
First Downs	11 13
Rushes-Yards	30-82 32-124
Passing Yards	149 123
Total Yards	231 247
Had QB Sacked	7-52 2-18
Passes	30-18-2 25-12-2
Punts	9-36.7 7-43.3
Fumbles/Lost	1/1 2/1
Penalties/Yards	7/52 1/10

A — 56,884 paid, 50,193 actual

INDIVIDUAL LEADERS

RUSHING — Baltimore: Washington 18-56, McCauley 3-9, Hardeman 5-7. Miami: Davis 15-67, Csonka 10-31, Torrey 4-17, Nathan 2-3, Griese 1-6.
 PASSING — Baltimore: Landry 30-18-2, 201 yards, no TD. Miami: Griese 24-12-2, 141 yards, 2 TDs; Hardy 1-0-0.
 RECEIVING — Baltimore: Washington 10-121, McCall 3-39, Doughty 2-31. Miami: Moore 3-44, Nathan 2-48, Hardy 2-23, Csonka 2-19, Davis 3-7.

Cleveland 30, Miami 24

Cleveland, Nov. 18 — Quarterback Brian Sipe lofted a 39-yard touchdown pass to Reggie Rucker on only the fifth play of a 74-yard drive in overtime. Sipe completed 23 of 42 passes for 358 yards and three TDs, but much of the aerial barrage (6 of 8 for 113 yards) occurred after the Dolphins had taken a 24-17 lead with 3:53 remaining in regulation. Sipe found Ozzie Newsome in the end zone for a 34-yard TD pass with 1:21 to play, capping a 72-yard drive in seven plays. The 493-yard yard was the second-highest ever by the Dolphins under Coach Don Shula. Don Strock replaced Bob Griese at quarterback in the fourth quarter and heaved a 51-yard pass to Durliel Harris. Strock guided TD drives of 72 and 61 yards with a four-yard strike to Delvin Williams giving Miami a short-lived edge. It was the largest crowd (80,374) ever to watch a Dolphin regular-season game.

Miami	0	3	7	14	0	—	24
Cleveland	7	0	7	10	6	—	30

Cleveland — Moriarty 2 run (Cockroft kick)
 Miami — FG von Schamann 38
 Miami — Williams 9 run (von Schamann kick)
 Cleveland — Newsome 14 pass from Sipe (Cockroft kick)
 Cleveland — FG Cockroft 43
 Miami — Hardy 2 pass from Strock (von Schamann kick)
 Miami — Williams 4 pass from Strock (von Schamann kick)

Cleveland — Newsome 34 pass from Sipe (Cockroft kick)
 Cleveland — Rucker 39 pass from Sipe

Miami	Cleveland
First Downs	15 25
Rushes-Yards	30-121 31-148
Passing Yards	196 345
Total Yards	317 493
Had QB Sacked	1-8 1-13
Passes	31-16-3 42-23-0
Punts	6-42.5 5-34.2
Fumbles/Lost	0/0 3/2
Penalties/Yards	2/20 4/45

A — 79,819 paid, 80,374 actual

INDIVIDUAL LEADERS

RUSHING — Miami: Williams 10-65, Csonka 12-44, Davis 7-9, Griese 1-3. Cleveland: M. Pruitt 19-93, Sipe 5-30, Hall 3-15, Hill 2-6.
 PASSING — Miami: Griese 21-10-2, 115 yards, no TD; Strock 10-6-1, 89 yards, 2 TDs. Cleveland: Sipe 42-23-0, 358 yards, 3 TDs.
 RECEIVING — Miami: Harris 4-119, Moore 3-42, Hardy 3-39, Davis 4-8. Cleveland: Rucker 9-177, Newsome 4-76, Logan 5-63, Hill 3-21, M. Pruitt 2-21.

Miami 28, Baltimore 24

Baltimore, Nov. 25 — Unflappable Bob Griese fired a third-down, 12-yard touchdown pass to rookie halfback Tony Nathan with 2:27 remaining to clinch the Dolphins' fifth consecutive victory over the Colts. The score by Nathan provided an 11-point cushion that withstood a 31-yard TD pass from Colts quarterback Greg Landry to Mike Siani with 56 seconds to play. Duriel Harris notched his fourth 100-yard game of 1979 after snaring TD passes of 29 yards from Don Strock and 31 yards from Griese. Strock was dazed in the second quarter and replaced by Griese.

Miami	7	7	7	7	—	28
Miami	7	0	7	10	—	24

Balt — McCauley 3 pass from Landry (S. Mike-Mayer kick)
Miami — Harris 29 pass from Strock (von Schamann kick)
Miami — Csonka 3 run (von Schamann kick)
Miami — Harris 31 pass from Griese (von Schamann kick)
Balt — Washington 6 pass from Landry (S. Mike-Mayer kick)
Balt — FG Mike-Mayer 32

Miami — Nathan 12 pass from Griese (von Schamann kick)
Balt — Siani 31 pass from Landry (S. Mike-Mayer kick)

	Miami	Balt
First Downs	16	27
Rushes-Yards	32-100	31-119
Passing Yards	165	297
Total Yards	265	416
Had QB Sacked	2-13	1-7
Passes	24-12-0	43-25-2
Punts	6-42.2	3-39.6
Fumbles/Lost	2/1	2/1
Penalties/Yards	9/76	9/85
A — 44,989 paid, 38,016 actual		

INDIVIDUAL LEADERS

RUSHING — Miami: Csonka 13-63, Williams 13-20, Griese 4-15, Davis 2-2. Balt: Washington 16-47, Landry 5-35, Hardeman 5-22, McCauley 4-10.
PASSING — Miami: Strock 6-3-0, 50 yards, one TD; Griese 17-9-0, 128 yards, 2 TDs; Williams 1-0-0. Baltimore: Landry 42-25-2, 304 yards, 3 TDs; Washington 1-0-0.
RECEIVING — Miami: Harris 7-116, Howell 2-21, Moore 1-17, Hardy 1-12. Balt: Siani 4-88, Doughty 6-69, McCauley 5-42, McCall 3-53.

Miami 39, New England 24

Miami, Nov. 29 — Fullback Larry Csonka became the sixth player in NFL history to rush for 8,000 yards when he blasted for 88 yards and three touchdowns, and the Dolphins ousted New England from first place in the AFC East. Quarterback Bob Griese came off the bench in the second half and launched a 26-point rally with a 38-yard TD pass to Nat Moore. A 56-yard interception return by free safety Neal Colzie set up Csonka's third one-yard TD plunge with 1:56 to play. Griese had directed TD drives of 78 and 65 yards in the third quarter. The Patriots, losing in the Orange Bowl for the 12th straight time, overcame an early 10-point deficit with Steve Grogan passing for 219 yards and two TDs in the first half for a 17-13 advantage.

New Eng.	0	17	0	7	—	24
Miami	3	10	16	10	—	39

Miami — FG von Schamann 31
Miami — Csonka 1 run (von Schamann kick)
NE — Jackson 16 pass from Grogan (Smith kick)
NE — FG Smith 28
NE — Morgan 38 pass from Grogan (Smith kick)
Miami — FG von Schamann 43
Miami — Moore 38 pass from Griese (von Schamann kick)
Miami — Safety, Wheeler center snap out of end zone
Miami — Csonka 1 run (von Schamann kick)

Miami — FG von Schamann 27
Miami — Csonka 1 run (von Schamann kick)
NE — Pennywell 13 pass from Grogan (Smith kick)

	New Eng	Miami
First Downs	21	22
Rushes-Yards	26-93	41-170
Passing Yards	327	152
Total Yards	420	322
Had QB Sacked	4-23	1-11
Passes	39-21-2	22-11-2
Punts	3-35.3	4-48.0
Fumbles/Lost	4/4	1/0
Penalties/Yards	8/80	7/45
A — 73,628 paid, 69,174 actual		

INDIVIDUAL LEADERS

RUSHING — New Eng: Ivory 11-45, Calhoun 12-34, Grogan 2-14, Hare 1-0. Miami: Csonka 22-88, Williams 9-36, Davis 8-26, Moore 1-18, Howell 1-2.
PASSING — New England: Grogan 39-21-2, 350 yards, 3 TDs. Miami: Strock 12-3-2, 62 yards, no TD; Griese 10-8-0, 101 yards, one TD.
RECEIVING — New Eng: Morgan 5-124, Jackson 5-105, Ivory 6-57, Francis 3-49. Miami: Moore 2-48, Cefalo 2-53, Nathan 2-30, Hardy 1-20, Williams 2-2.

Miami 28, Detroit 10

Pontiac, Mich., Dec. 9 — Regaining the starting job after a demotion that lasted two games, quarterback Bob Griese completed 17 of 22 passes for 229 yards and two touchdowns in a victory that clinched the AFC East title. Miami's 10th victory of the season was secured on the first play of the fourth quarter when Gary Davis cracked three yards for a TD and a 28-3 lead. At that point, the Lions had gained only four first downs and 88 yards, and rookie quarterback Jeff Komlo was intercepted by Tim Foley and Neal Colzie. Griese hit his first six passes for 101 yards and he built a 14-0 advantage in the first quarter on TD strikes of 25 yards to Nat Moore and 29 yards to Jimmy Cefalo. The Dolphins thus completed a four-game sweep of NFC Central opponents in 1979 and improved their record against the NFC to 27-6 during the 1970s.

Miami	14	0	7	7	—	28
Detroit	0	3	0	7	—	10

Miami — Moore 25 pass from Griese (von Schamann kick)
Miami — Cefalo 29 pass from Griese (von Schamann kick)
Detroit — FG Ricardo 46
Miami — Csonka 3 run (von Schamann kick)
Miami — Davis 3 run (von Schamann kick)
Detroit — Washington 29 pass from Hunter (Ricardo kick)

	Miami	Detroit
First Downs	22	10
Rushes-Yards	41-142	20-82
Passing Yards	179	100
Total Yards	321	182
Had QB Sacked	6-54	4-41
Passes	23-18-1	25-9-2
Punts	5-36.6	8-40.2
Fumbles/Lost	1/1	2/1
Penalties/Yards	7/55	11/68
A — 79,073 paid, 78,087 actual		

INDIVIDUAL LEADERS

RUSHING — Miami: Williams 11-55, Csonka 13-38, Torrey 4-22, Nathan 6-17, Davis 7-10. Detroit: Kane 6-30, Bussey 5-24, Komlo 5-13.
PASSING — Miami: Griese 22-17-1, 229 yards, 2 TDs; Benjamin 1-1-0, 4 yards. Detroit: Komlo 16-5-2, 59 yards, no TD; Hunter 8-4-0, 82 yards, one TD; Skladeny 1-0-0.
RECEIVING — Miami: Moore 4-78, Harris 4-63, Williams 2-21, Nathan 2-15. Detroit: Scott 4-65, Robinson 2-20, Washington 1-29, Hill 1-21.

New York Jets 27, Miami 24

Miami, Dec. 15 — A 322-yard passing performance by Don Strock was undermined when the Dolphin quarterback lost a fumble at the Jets' 10-yard-line in the final minute. The Dolphins already had captured the AFC East crown, but the loss to the Jets was Miami's fourth straight in two years. Strock completed a Dolphin-record 26 passes in 41 attempts and helped construct a 14-0 lead with a 20-yard TD throw to rookie Tony Nathan. The Jets vaulted into a 20-14 lead with two touchdowns in the first four minutes of the third quarter — the first a 72-yard TD pass from Richard Todd to halfback Bruce Harper, and the second after the Dolphins fumbled the ensuing kickoff at the 18. Linebacker Steve Towle intercepted Todd at the Miami 40 with 1:46 remaining to give the Dolphins a last chance to win, but Strock later fumbled on a rollout.

NY Jets	0	6	14	7	—	27
Miami	7	7	3	7	—	24

Miami — Nathan 20 pass from Strock (von Schamann kick)
Miami — Csonka 3 run (von Schamann kick)
NYJ — Bennett 1 run (kick failed)
NYJ — Harper 72 pass from Todd (Jacobs kick)
NYJ — Dierking 1 run (Jacobs kick)
Miami — FG von Schamann 25
NYJ — Shuler 4 pass from Todd (Jacobs kick)

Miami — Torrey 1 run (von Schamann kick)

	NY Jets	Miami
First Downs	14	22
Rushes-Yards	34-96	25-62
Passing Yards	226	322
Total Yards	322	384
Had QB Sacked	0-0	0-0
Passes	22-13-3	41-26-2
Punts	2-46.0	2-46.5
Fumbles/Lost	1/1	2/2
Penalties/Yards	3/15	3/20
A — 58,620 paid, 49,915 actual		

INDIVIDUAL LEADERS

RUSHING — Miami: Csonka 8-16, Williams 4-7, Torrey 5-22, Davis 7-10. NY Jets: Gaines 13-45, Dierking 11-29, Harper 2-18, Todd 4-(-4).
PASSING — Miami: Strock 41-28-2, 322 yards, one TD. NY Jets: Todd 22-12-3, 226 yards, 2 TDs.
RECEIVING — Miami: Moore 5-102, Nathan 6-59, Harris 4-72, Williams 3-48, Davis 4-33, Hardy 1-3, Torrey 2-3, Cefalo 1-2. NY Jets: Harper 2-89, Jones 1-51, Barkum 3-50, Shuler 1-10.

1979 DOLPHIN RESULTS

PRESEASON (4-0)

Date	W-L	Opponent	Score	Paid Attendance
Aug. 3	W	NEW ORLEANS	14 7	46,130
Aug. 11	W	at Tampa Bay	13 7	70,631
Aug. 18	W	at Minnesota	21 10	47,696
Aug. 24	W	PHILADELPHIA	14 13	47,965

REGULAR SEASON (10-6)

Date	W-L	Opponent	Score	Actual Attendance
Sept. 2	W	at Buffalo	9 7	69,441
Sept. 9	W	SEATTLE	19 10	56,233
Sept. 16	W	at Minnesota	27 12	44,187
Sept. 23	W	CHICAGO	31 16	66,011
Sept. 30	L	at New York Jets	27 33	51,496
Oct. 8	L	at Oakland	3 13	52,419
Oct. 14	W	BUFFALO	17 7	45,597
Oct. 21	L	at New England	13 28	61,096
Oct. 28	W	GREEN BAY	27 7	47,741
Nov. 5	L	HOUSTON	6 9	70,273
Nov. 11	W	BALTIMORE	19 0	50,193
Nov. 18	L	at Cleveland (ot)	24 30	80,374
Nov. 25	W	at Baltimore	28 24	38,016
Nov. 29	W	NEW ENGLAND	39 24	69,174
Dec. 9	W	at Detroit	28 10	78,087
Dec. 15	L	NEW YORK JETS	24 27	49,915

(Regular-Season Averages: Home 56,892, Road 59,389)

TEAM STATISTICS

	Dolphins	Opponents
TOTAL FIRST DOWNS	297	238
By Rushing	126	87
By Passing	140	135
By Penalty	31	16
Third Down: Made/Att	99/205	96/213
Third-Down Efficiency	48.3	45.1
TOTAL NET YARDS	4950	4439
Average Per Game	309.4	277.4
Total Plays	1006	938
Average Per Play	4.9	4.7
NET YARDS RUSHING	2187	1702
Average Per Game	136.7	106.4
Total Rushes	561	484
Average Per Rush	3.9	3.5
NET YARDS PASSING	2763	2737
Average Per Game	172.7	171.1
Tackled/Yards Lost	29/255	36/314
Gross Yards Passing	3018	3051
Attempts/Completions	416/235	418/230
Pct. of Completions	56.5	55.0
Had Intercepted	22	23
PUNTS/AVERAGE	71/39.5	77/37.9
NET PUNTING AVERAGE	35.1	30.2
PUNT RETURNS/AVERAGE	34/9.9	25/5.2
KICKOFF RETURNS/AVERAGE	51/22.5	69/22.0
PENALTIES/YARDS	79/651	107/834
FUMBLES/LOST	27/15	29/15
TOUCHDOWNS	40	31
By Rushing	19	9
By Passing	20	17
By Returns	1	5
EXTRA POINTS/ATTEMPTS	36/40	26/30
FIELD GOALS/ATTEMPTS	21/29	15/26
TOTAL POINTS	341	257

Score by Quarters:

DOLPHINS	71	75	80	115	0	341
OPPONENTS	24	71	87	69	6	257

RUSHING

	Att.	Yds.	Avg.	LG	TD	High Game
Csonka	220	837	3.8	22	12	24-90
Williams	184	703	3.8	39	3	13-99
Davis	98	383	3.9	42	1	14-75
Nathan	16	68	4.2	18	0	6-28
Torrey	13	61	4.7	17	1	4-22
Bulaich	9	37	4.1	9	2	5-23
Griese	11	30	2.7	18	0	4-15
Moore	3	22	7.3	18	0	1-18
Howell	3	8	2.7	5	0	2-6
Harris	1	20	20.0	20	0	1-20
TOTAL	561	2187	3.9	42	19	13-99
Opponents	484	1702	3.5	30	9	32-120

PASSING

	Att.	Comp.	Yds.	Pct.	TD	Int.	Pct. Int.	LG	Tackled
Griese	310	176	2160	56.8	14	16	5.2	51	26/221
Strock	100	56	830	56.0	6	6	6.0	53	2/22
Benjamin .	4	3	28	75.0	0	0	0.0	17	1/10
TOTAL .416*	235	3018	56.5	20	22	5.3	53	29/255	
Opp.....	418	230	3051	55.0	17	23	5.5	78t	36/314

*Hardy and Williams each attempted one pass.

RECEIVING

	No.	Yds.	Avg.	LG	TD	High Game
Moore	48	840	17.5	53	6	8-127
Harris	42	798	19.0	51	3	10-180
Davis	34	215	6.3	18	0	8-58
Hardy	30	386	12.8	28	3	4-62
Williams	21	175	8.3	38	1	3-48
Nathan	17	213	12.5	35	2	6-59
Csonka	16	75	4.7	18	1	4-20
Cefalo	12	223	18.6	30	3	4-92
Bulaich	8	53	6.6	13	1	2-20
Howell	3	23	7.7	11	0	2-21
Lee	2	14	7.0	10	0	2-14
Torrey	2	3	1.5	8	0	2-3
TOTAL	235	3018	12.8	53	20	10-180
Opponents	230	3051	13.3	78t	17	9-177

INTERCEPTIONS

	No.	Yds.	Avg.	LG	TD
Colzie	5	86	17.2	56	0
Small	5	74	14.8	40	0
Gordon	2	33	16.5	33	0
Thomas	2	29	14.5	24	0
Rhone	2	17	8.5	10	0
Foley	2	8	4.0	8	0
Matheson	1	28	28.0	28	0
Chambers	1	4	4.0	4	0
Babb	1	3	3.0	3	0
Bokamper	1	3	3.0	3	0
Towle	1	0	0.0	0	0
TOTAL	23	285	12.4	56	0
Opponents	22	382	17.4	58t	3

PUNTING

	No.	Yds.	Avg.	TB	In 20	LG	Blk
Roberts	69	2772	40.2	11	13	68	1
von Schamann	1	31	31.0	1	0	31	0
TOTAL	71	2803	39.5	12	13	68	1
Opponents ...	77	2919	37.9	7	14	60	0

PUNT RETURNS

	No.	FC	Yds.	Avg.	LG	TD
Nathan	28	14	306	10.9	86t	1
Kozlowski	3	4	21	7.0	11	0
Cefalo	2	3	10	5.0	10	0
Babb	1	0	0	0.0	0	0
Moore	0	6				
TOTAL	34	27	337	9.9	86t	1
Opponents	25	17	131	5.2	34	0

KICKOFF RETURNS

	No.	Yards	Avg.	LG	TD
Nathan	45	1016	22.6	43	0
Kozlowski	4	85	21.2	22	0
Davis	2	27	13.5	16	0
*Bessillieu	0	20			
TOTAL	51	1148	22.5	43	0
Opponents	69	1518	22.0	55	0

*20 yards on reverse with Nathan.

FIELD GOALS

	20-29	30-39	40-49	50—	Total	Pct.
von Schamann	8/8	9/14	2/4	2/3	21/29	.724
Opponents	2/3	7/9	6/14	0/0	15/26	.577

von Schamann Sequence: (34b, 34, 37x) (36, 31) (0) (21, 34x, 40x) (25, 37) (23) (29, 34b) (53, 40) (46x, 26, 36) (32, 51) (32, 22) (38) (0) (31, 43, 27) (0) (52b, 33x, 25).

SCORING SUMMARY

	TDR	TDP	TDRt	PAT	FGs	TP
von Schamann	0	0	0	36/40	21/29	99
Csonka	12	1	0			78
Moore	0	6	0			36
Williams	3	1	0			24
Cefalo	0	3	0			18
Hardy	0	3	0			18
Harris	0	3	0			18
Bulaich	2	1	0			18
Nathan	0	2	1			18
Davis	1	0	0			6
Torrey	1	0	0			6
TOTAL	19	20	1	36/40	21/29	341*
Opponents	9	17	5	26/30	15/26	257

*safety on center snap out of end zone Nov. 29

1979 DEFENSIVE STATISTICS

(Initial Hits, Assists, Total Tackles)

Chambers	80-98-178	Bokamper	37-31-68
Baumhower	90-56-146	Matheson	15-28-43
Towle	67-70-137	Bessillieu	23-12-35
Foley	54-58-112	Small	24-10-34
Gordon	71-37-108	Barisich	13-18-31
Den Herder	45-54-99	Duhe	13-18-31
Colzie	37-44-81	Kozlowski	22-9-31
Rhone	45-33-78	Blackwood	17-8-25
Bettters	42-32-74	Land	3-12-15
Thomas	54-19-73	Ortega	8-5-13

QUARTERBACK SACKS (36): Den Herder 9, Bettters 8, Baumhower 6½, Bokamper 4½, Gordon 3, Duhe 2, Barisich 1½, Thomas 1, Towle ½.

PASSES DEFENSED (72): Foley 13, Thomas 12, Colzie 11, Small 11, Rhone 5, Towle 4, Baumhower 2, Chambers 2, Blackwood 2, Gordon 2, Matheson 2, Babb, Barisich, Bettters, Bokamper, Den Herder, Kozlowski.

RECOVERED OPPONENT FUMBLE (14): Den Herder 3, Gordon 3, Foley 2, Chambers 2, Land, Baumhower, Rhone, Towle.

RECOVERED DOLPHIN FUMBLE (12): Griese 2, Moore 2, Babb, Langer, Howell, Little, Current, Kozlowski, Dennard, Williams.

FUMBLES/LOST (27/15): Nathan 8/5, Csonka 4/2, Williams 4/2, Griese 4/1, Strock 3/2, Davis 2/2, Bulaich 1/1, Moore 1/0.

FORCED FUMBLES (14): Bettters 3, Towle 2, Bokamper 2, Gordon 2, Ortega, Foley, Small, Colzie, Bessillieu.

BLOCKED KICKS (1): PAT by Bettters (9/30).

1979 RUSHING GAME-BY-GAME

	Opponent Total	Dolphin Total	Griese	Torrey	Nathan	Davis	Williams	Csonka	TOTALS
at Buffalo	25-45	40-175	1-3			7-36	17-52	16-87	220-837
SEATTLE	28-119	*30-117	2-2			3-20	12-43	13-48	184-703
at Minnesota	28-137	*42-136				4-21	22-73	14-39	
CHICAGO	28-85	*39-193				1-(-1)	14-64	15-73	
at New York Jets	47-168	23-68	1-1			4-48	16-48	7-20	
at Oakland	30-97	35-169				2-4	18-86	17-83	
BUFFALO	22-70	46-178				14-75	18-40	24-90	
at New England	14-53	*29-135				16-51	13-89	13-32	
GREEN BAY	46-179	*50-195	1-0		6-28	15-67	9-15	16-54	
HOUSTON	30-82	26-102			2-20	7-9	DNP	7-31	
BALTIMORE	31-148	32-124	1-6	4-17	2-3	15-67	DNP	10-31	
at Cleveland	26-93	30-121	4-15			8-26	10-65	12-44	
at Baltimore	20-82	32-100				7-10	13-20	13-63	
NEW ENGLAND	34-96	*41-170		4-22	6-17	7-10	11-55	22-88	
at Detroit		41-142		5-22			4-7	13-38	
NEW YORK JETS		*25-62						8-16	
TOTALS	484-1702	561-2187	11-30	13-61	16-68	98-383	184-703	220-837	

*Miscellaneous — Moore 1-3 vs. Seattle, 1-1 vs. Chicago, 1-18 vs. New England; Howell 2-6 vs. Chicago, 1-2 vs. New England; Strock 1-11 at Minnesota, 1-0 at New England, 1-7 vs. NY Jets; Harris 1-20 vs. Chicago; Bulaich 2-6 at Minnesota, 2-8 vs. Chicago, 5-23 vs. Green Bay.
BEST 1979 PERFORMANCE — Delvin Williams, 13-99 at New England (10-21-79); ALL-TIME RECORD — Mercury Morris, 15-197 vs. New England (9-30-73).
LONGEST 1979 RUN — Gary Davis, 42 yards vs. Buffalo (10-14-79); ALL-TIME RECORD — Leroy Harris, 77 yards vs. Baltimore (12-5-77).

1979 RECEIVING GAME-BY-GAME

	Moore	Harris	Hardy	Davis	Williams	Nathan	Cefalo	Csonka	Dolphin Total	Opponent Total
at Buffalo	1-25	—	4-41	1-14	3-22	—	1-17	4-20	14-139	7-85
SEATTLE	1-3	5-117	2-21	—	3-23	—	—	2-24	*15-208	21-247
at Minnesota	1-24	5-79	4-62	—	—	—	1-6t	4-15	15-186	14-117
CHICAGO	5-121	1-17	2-31	2-14	—	—	2-24	—	12-207	16-160
at New York Jets	8-127	DNP	1-18	3-20	3-24	—	4-92	—	*22-296	6-186
at Oakland	5-52	—	2-30	1-7	2-17	—	—	—	10-106	12-143
BUFFALO	3-48	2-35	1-9	—	—	—	—	—	*7-101	11-137
at New England	1-(-5)	—	3-39	3-19	2-14	—	—	—	*12-72	17-191
GREEN BAY	3-63	10-180	3-38	2-21	—	—	—	2-(-2)	*19-304	12-180
HOUSTON	2-51	—	—	8-58	DNP	4-49	—	—	14-158	6-25
BALTIMORE	3-44	—	2-23	3-7	DNP	2-48	—	—	12-141	18-201
at Cleveland	3-42	4-119	3-39	4-8	1-4t	—	—	—	16-204	23-358
at Baltimore	1-17	7-116	1-12	—	—	1-12t	—	—	*12-178	25-304
NEW ENGLAND	2-48	—	1-20	1-3	2-2	2-30	2-53	1-7	11-163	21-350
at Detroit	4-78	4-63	—	2-11	2-21	2-15	1-29t	—	*18-233	9-141
NEW YORK JETS	5-102	4-72	1-3	4-33	3-48	6-59	1-2	—	*26-322	12-226
TOTALS	48-840	42-798	30-386	34-215	21-175	17-213	12-223	16-75	235-3018	230-3051

*Miscellaneous — Lee 2-14 at Detroit; Torrey 2-3 vs. NY Jets; Howell 2-21 at Baltimore, 1-2 at Detroit; Bulach 2-20 vs. Seattle, 3-15 at NY Jets, 1-9 vs. Buffalo, 1-7 at New England, 1-2 vs. Green Bay.
BEST 1979 PERFORMANCE and **ALL-TIME RECORD** — Durriel Harris, 10-180 vs. Green Bay (10-28-79), one TD.
LONGEST 1979 RECEPTION — Nat Moore, 53 yards vs. Chicago (9-23-79); **ALL-TIME RECORD** — Paul Warfield, 86 yards TD vs. Pittsburgh (11-14-71).

1979 GAME-BY-GAME TEAM STATISTICS

	First Downs	Opp. First Downs	Plays/Total Offense	Opp. Plays/Offense	Rushes/Yards	Opp. Rushes/Yards	Net Yards Pasing	Dolphin Pasing	Opp. Pasing	Fumbles/Lost	Opp. Fumbles	Penalties/Yards	Opp. Penalties
W 9-7 at Buffalo	20	5	69-293	39-121	40-175	25-45	118	76	27-14-1	13-7-1	2-21	1-9	5-40.2
W 19-10 SEATTLE	15	19	58-315	75-345	30-117	28-119	198	226	27-15-0	46-21-3	1-10	2-21	7-37.3
W 27-12 at Minnesota	22	14	65-319	54-243	42-136	28-137	183	106	22-15-2	25-14-3	1-3	1-11	4-32.5
W 31-16 CHICAGO	23	16	57-389	54-240	39-193	28-85	196	155	17-12-0	25-16-2	1-11	1-5	0-00.0
L 27-33 at New York Jets	21	18	69-354	57-354	23-68	47-168	286	186	45-22-1	10-6-1	1-10	0-0	6-32.5
L 18 33 at Oakland	18	13	60-226	55-209	35-169	30-97	57	112	19-10-2	22-12-0	6-49	3-31	4-41.0
W 17-7 BUFFALO	14	11	58-279	46-178	46-178	22-70	101	108	12-7-1	21-11-1	0-0	3-29	3-36.3
L 13-28 at New England	13	17	57-204	71-299	29-135	44-129	69	170	27-12-3	25-17-0	1-3	2-21	5-32.8
W 27-7 GREEN BAY	28	9	80-475	38-196	50-195	14-53	280	143	28-19-0	20-12-1	2-24	4-37	2-53.0
L 6-9 HOUSTON	13	10	54-240	58-190	26-102	46-179	138	11	26-14-2	10-6-0	2-20	2-14	5-38.8
W 19-0 BALTIMORE	13	11	59-247	67-231	32-124	30-82	123	149	25-12-2	30-18-2	2-18	7-52	7-43.3
L 24-30 at Cleveland (ot)	15	25	62-317	74-493	30-121	31-148	196	345	31-16-3	42-23-0	1-8	1-13	6-42.5
W 28-24 at Baltimore	16	27	58-265	75-416	32-100	31-119	165	297	24-12-0	43-25-2	2-13	1-7	6-42.2
W 39-24 NEW ENGLAND	22	21	64-322	69-420	41-170	28-93	152	327	22-11-2	39-21-2	1-11	4-23	4-48.0
W 28-10 at Detroit	22	10	70-321	49-182	41-142	20-82	179	100	23-18-1	25-9-2	6-54	4-41	5-36.6
L 24-27 NEW YORK JETS	22	14	66-384	56-322	25-62	34-96	322	226	41-26-2	22-12-3	0-0	0-0	2-46.5

1979 NFL STANDING

AMERICAN CONFERENCE

Eastern Division

	W	L	T	Pct.	Pts.	Opp.
Miami	10	6	0	.625	341	257
New England	9	7	0	.563	411	326
New York Jets	8	8	0	.500	337	383
Buffalo	7	9	0	.438	268	279
Baltimore	5	11	0	.313	271	351

Central Division

	W	L	T	Pct.	Pts.	Opp.
Pittsburgh	12	4	0	.750	416	262
x-Houston	11	5	0	.688	362	331
Cleveland	9	7	0	.563	359	352
Cincinnati	4	12	0	.250	337	421

x—wild-card entry

Western Division

	W	L	T	Pct.	Pts.	Opp.
San Diego	12	4	0	.750	411	246
x-Denver	10	6	0	.625	289	262
Seattle	9	7	0	.563	378	372
Oakland	9	7	0	.563	365	337
Kansas City	7	9	0	.438	238	262

x—wild-card entry

NATIONAL CONFERENCE

Eastern Division

	W	L	T	Pct.	Pts.	Opp.
x-Dallas	11	5	0	.688	371	313
y-Philadelphia	11	5	0	.688	339	282
Washington	10	6	0	.625	348	295
New York Giants	6	10	0	.375	237	323
St. Louis	5	11	0	.313	307	358

x—Cowboys 10-2 in NFC, Eagles 9-3

y—wild-card entry

Central Division

	W	L	T	Pct.	Pts.	Opp.
x-Tampa Bay	10	6	0	.625	273	237
y-Chicago	10	6	0	.625	306	249
Minnesota	7	9	0	.438	259	337
Green Bay	5	11	0	.313	246	316
Detroit	2	14	0	.125	219	365

x—Buccaneers 6-2 in NFC Central, Bears 5-3

y—wild-card entry, point differential (plus 57) over Washington (plus 53)

Western Division

	W	L	T	Pct.	Pts.	Opp.
Los Angeles	9	7	0	.563	323	309
New Orleans	8	8	0	.500	370	360
Atlanta	6	10	0	.375	300	388
San Francisco	2	14	0	.125	219	416

PLAYOFF RESULTS

AFC —at Houston 13, Denver 7 (wild-card playoff)

at Pittsburgh 34, Miami 14

Houston 17, at San Diego 14

AFC Title — at Pittsburgh 27, Houston 13

NFC —at Philadelphia 27, Chicago 17 (wild-card playoff)

Los Angeles 21, at Dallas 19

at Tampa Bay 24, Philadelphia 17

NFC Title — Los Angeles 9, at Tampa Bay 0

Super Bowl XIV — Pittsburgh 31, Los Angeles 19 at Pasadena



14-Year Summary

YEAR-BY-YEAR SCORES

1966 (3-11)

				Paid	Announce
9/2	L	14-23	OAKLAND	25,188	26,776
9/9	L	14-19	NEW YORK JETS	33,650	34,402
9/18	L	24-58	at Buffalo	37,176	37,546
10/2	L	10-44	at San Diego	26,451	26,444
10/9	L	10-21	at Oakland	28,863	30,787
10/16	W	24-7	DENVER	22,191	23,393
10/23	W	20-13	at Houston	21,999	23,173
11/6	L	0-29	BUFFALO	36,685	37,177
11/13	L	16-34	at Kansas City	33,733	34,063
11/20	L	13-20	at New York Jets	57,092	58,664
11/27	L	14-20	NEW ENGLAND	22,480	22,754
12/4	L	7-17	at Denver	32,116	32,592
12/11	L	18-19	KANSAS CITY	19,387	17,881
12/18	W	29-28	HOUSTON	19,274	20,045
				416,285	425,697

1967 (4-10)

				Paid	Announce
9/1	W	35-21	DENVER	29,072	29,381
9/24	L	0-24	KANSAS CITY	33,280	36,272
10/1	L	7-29	at New York Jets	59,433	61,240
10/8	L	0-41	at Kansas City	42,920	45,291
10/15	L	10-41	at New England	17,859	23,955
10/22	L	14-33	NEW YORK JETS	28,392	30,049
11/5	L	13-35	at Buffalo	30,950	31,622
11/12	L	0-24	at San Diego	32,395	34,761
11/19	L	17-31	at Oakland	33,753	37,295
11/26	W	17-14	BUFFALO	24,357	27,050
12/3	L	14-17	at Houston	21,865	20,979
12/10	W	41-24	SAN DIEGO	23,032	23,007
12/17	W	41-32	NEW ENGLAND	22,079	25,969
12/23	L	10-41	HOUSTON	29,628	31,121
				429,015	457,992

1968 (5-8-1)

				Paid	Announce
9/14	L	10-24	HOUSTON	38,097	40,067
9/21	L	21-47	OAKLAND	28,751	30,021
9/28	L	3-48	KANSAS CITY	27,732	28,501
10/6	W	24-7	at Houston	35,424	36,109
10/12	T	14-14	BUFFALO	28,653	28,559
10/20	W	24-22	at Cincinnati	25,076	25,936
10/27	L	14-21	at Denver	43,411	44,115
11/3	L	28-34	at San Diego	31,686	37,284
11/10	W	21-17	at Buffalo	28,399	28,759
11/17	L	21-38	CINCINNATI	30,304	31,747
11/24	W	34-10	at New England	13,646	18,305
12/1	L	17-35	at New York Jets	60,207	61,766
12/8	W	38-7	NEW ENGLAND	24,902	24,242
12/15	L	7-31	NEW YORK JETS	31,302	32,843
				447,590	468,271

1969 (3-10-1)

				Paid	Announce
9/14	L	21-27	at Cincinnati	24,487	25,335
9/20	L	17-20	at Oakland	48,477	50,277
9/28	L	10-22	at Houston	40,387	41,086
10/4	T	20-20	OAKLAND	32,668	35,614
10/11	L	14-21	SAN DIEGO	33,073	34,585
10/19	L	10-17	at Kansas City	47,038	49,809
10/26	W	24-6	BUFFALO	39,194	39,837
11/2	L	31-34	at New York Jets	60,793	61,761
11/9	W	17-16	at New England	10,665	8,374
11/16	L	3-28	at Buffalo	32,344	32,868
11/23	L	7-32	HOUSTON	27,114	27,218
11/30	L	23-38	New England	27,179	32,121
12/7	W	27-24	DENVER	24,972	25,332
12/14	L	9-27	NEW YORK JETS	42,148	48,108
				490,539	512,335

1970 (10-4)

				Paid	Announce
9/20	L	14-27	at New England	27,265	32,607
9/27	W	20-10	at Houston	38,779	39,840
10/3	W	20-13	OAKLAND	54,412	57,140
10/10	W	20-6	at New York Jets	61,801	62,712
10/18	W	33-14	at Buffalo	40,820	41,312
10/25	L	0-28	CLEVELAND	70,872	75,313
11/1	L	0-35	at Baltimore	59,305	60,240
11/8	L	17-24	at Philadelphia	53,149	58,171
11/15	W	21-10	NEW ORLEANS	41,557	42,866
11/22	W	34-17	BALTIMORE	63,362	67,699
11/30	W	20-7	at Atlanta	53,303	54,036
12/6	W	37-20	NEW ENGLAND	46,370	51,034
12/13	W	16-10	NEW YORK JETS	71,892	75,099
12/20	W	45-7	BUFFALO	64,957	70,990
				747,844	789,059

American Conference Playoff

12/27	L	14-21	at Oakland	52,594	54,401
-------	---	-------	------------	--------	--------

1971 (10-3-1)

				Paid	Announce
9/19	T	10-10	at Denver	50,499	51,228
9/26	W	29-14	at Buffalo	44,626	45,139
10/3	L	10-14	NEW YORK JETS	67,161	68,025
10/10	W	23-13	at Cincinnati	59,090	60,099
10/17	W	41-3	NEW ENGLAND	56,222	54,566
10/24	W	30-14	at New York Jets	61,170	62,130
10/31	W	20-14	at Los Angeles	68,386	72,903
11/7	W	34-0	BUFFALO	57,748	52,404
11/14	W	24-21	PITTSBURGH	63,178	61,167
11/21	W	17-14	BALTIMORE	73,063	72,043
11/29	W	34-3	CHICAGO	73,071	75,061
12/5	L	13-34	at New England	60,110	61,457
12/11	L	3-14	at Baltimore	59,293	60,238
12/19	W	27-6	GREEN BAY	74,215	73,122
				867,832	867,582

American Conference Playoff

12/25	W	27-24	at Kansas City (2 ot)	50,374	45,822
-------	---	-------	-----------------------	--------	--------

American Conference Championship

1/2	W	21-0	BALTIMORE	78,629	78,939
-----	---	------	-----------	--------	--------

Super Bowl VI at New Orleans

1/16	L	3-24	DALLAS	81,023	80,591
------	---	------	--------	--------	--------

1972 (14-0)

				Paid	Announce
9/17	W	20-10	at Kansas City	78,736	79,829
9/24	W	34-13	HOUSTON	75,069	71,285
10/1	W	16-14	at Minnesota	45,766	47,900
10/8	W	27-17	at New York Jets	61,720	63,841
10/15	W	24-10	SAN DIEGO	78,212	77,596
10/22	W	24-23	BUFFALO	78,175	75,185
10/29	W	23-0	at Baltimore	59,303	60,000
11/5	W	30-16	at Buffalo	45,659	46,206
11/12	W	52-0	NEW ENGLAND	78,148	75,528
11/19	W	28-24	NEW YORK JETS	78,166	78,914
11/27	W	31-10	ST. LOUIS	78,190	76,801
12/3	W	37-21	at New England	60,144	60,999
12/10	W	23-13	at New York Giants	62,728	62,728
12/16	W	16-0	BALTIMORE	78,202	76,696
				958,218	953,508

American Conference Playoff

12/24	W	20-14	CLEVELAND	78,916	78,196
-------	---	-------	-----------	--------	--------

American Conference Championship

12/31	W	21-17	at Pittsburgh	50,845	50,350
-------	---	-------	---------------	--------	--------

Super Bowl VII at Los Angeles

1/14	W	14-7	• Washington	90,182	90,182
------	---	------	--------------	--------	--------

• local TV blackout lifted

1973 (12-2)

			Paid	Announce
9/16	W	21-13	● SAN FRANCISCO	78,768
9/23	L	7-12	at Oakland	68,275
9/30	W	44-23	● NEW ENGLAND	74,044
10/7	W	31-3	● NEW YORK JETS	78,830
10/15	W	17-9	● at Cleveland	78,821
10/21	W	27-6	● BUFFALO	78,424
10/28	W	30-14	● at New England	78,738
11/4	W	24-14	● BALTIMORE	60,268
11/11	W	44-0	● at New York Jets	57,617
11/18	W	17-0	● at Buffalo	61,482
11/22	W	14-7	● at Dallas	78,584
12/3	W	30-26	● PITTSBURGH	79,401
12/9	L	3-16	at Baltimore	60,332
12/15	W	34-7	● DETROIT	77,138
				62,967
				58,089
				78,922
				68,901
				57,834
				41,005
				78,337
				53,375
			1,025,400	822,496

American Conference Playoff

12/23	W	34-16	CINCINNATI	78,928	75,770
-------	---	-------	------------	--------	--------

American Conference Championship

12/30	W	27-10	● OAKLAND	79,325	75,105
-------	---	-------	-----------	--------	--------

Super Bowl VIII at Houston

1/13	W	24-7	Minnesota	71,882	68,142
------	---	------	-----------	--------	--------

1974 (11-3)

			Paid	Announce
9/15	L	24-34	at New England	54,193
9/22	W	24-16	● at Buffalo	55,006
9/29	W	28-21	at San Diego	79,463
10/7	W	21-17	● NEW YORK JETS	44,183
10/13	L	17-20	● at Washington	48,219
10/20	W	9-3	KANSAS CITY	51,527
10/27	W	17-7	BALTIMORE	52,379
11/3	W	42-7	ATLANTA	54,395
11/10	W	21-0	at New Orleans	75,358
11/17	W	35-28	● BUFFALO	67,779
11/24	L	14-17	● at New York Jets	72,849
12/2	W	24-3	CINCINNATI	74,935
12/8	W	17-16	at Baltimore	73,458
12/15	W	34-27	● NEW ENGLAND	74,289
				78,771
				69,313
				57,162
				71,962
				40,911
				34,420
				78,611
				56,920
			942,486	856,736

American Conference Playoff

12/21	L	26-28	at Oakland	53,023	52,817
-------	---	-------	------------	--------	--------

1975 (10-4)

			Paid	Announce
9/22	L	21-31	OAKLAND	78,805
9/28	W	22-14	● at New England	78,744
10/5	W	31-7	● at Green Bay	59,869
10/12	W	24-16	PHILADELPHIA	55,270
10/19	W	43-0	● at New York Jets	55,967
10/26	W	35-30	● at Buffalo	55,270
11/2	W	46-13	at Chicago	62,925
11/9	W	27-7	NEW YORK JETS	60,127
11/16	L	19-20	● at Houston	80,471
11/23	L	17-33	BALTIMORE	79,429
12/1	W	20-7	NEW ENGLAND	56,577
12/7	W	31-21	BUFFALO	75,831
12/14	L	7-10	● at Baltimore (ot)	72,896
12/20	W	14-13	DENVER	50,494
				48,892
				61,986
				61,963
				74,573
				59,808
				59,398
				56,187
				43,064
			909,676	854,575

1976 (6-8)

			Paid	Announce
9/13	W	30-21	at Buffalo	77,800
9/19	L	14-30	at New England	77,683
9/26	W	16-0	NEW YORK JETS	41,184
10/3	L	28-31	LOS ANGELES	53,600
10/10	L	14-28	● at Baltimore	49,754
10/17	L	17-20	KANSAS CITY (ot)	65,314
10/24	W	23-20	at Tampa Bay	59,295
10/31	W	10-3	NEW ENGLAND	50,471
11/7	W	27-7	at New York Jets	63,016
11/14	L	3-14	● at Pittsburgh	57,984
11/22	L	16-17	BALTIMORE	58,882
11/28	L	13-17	at Cleveland	49,813
12/5	W	45-27	BUFFALO	48,945
12/11	L	7-29	MINNESOTA	88,372
				62,104
				74,715
				51,423
				43,475
				52,945
				46,543
			828,661	773,370

● local TV blackout lifted

1977 (10-4)

			Paid	Announce
9/18	W	13-0	at Buffalo	78,048
9/25	W	19-15	at San Francisco	76,097
10/2	W	27-7	HOUSTON	45,560
10/9	L	28-45	at Baltimore	40,503
10/16	W	21-17	NEW YORK JETS	50,764
10/23	W	31-13	SEATTLE	49,619
10/30	L	13-14	SAN DIEGO	56,829
11/6	W	14-10	at New York Jets	57,005
11/13	W	17-5	NEW ENGLAND	45,048
11/20	L	17-23	● at Cincinnati	38,967
11/24	W	55-14	● at St. Louis	47,525
12/5	W	17-6	● BALTIMORE	29,858
12/11	L	10-14	● at New England	40,670
12/17	W	31-14	BUFFALO	53,698
				66,743
				67,502
				58,710
				46,733
				50,855
				50,269
				74,216
				68,977
				60,329
				61,064
				45,855
				39,626
			773,147	722,951

1978 (11-5)

			Paid	Announce
9/3	L	20-33	at New York Jets	53,941
9/10	W	42-0	at Baltimore	49,598
9/17	W	31-24	BUFFALO	47,658
9/24	L	3-17	● at Philadelphia	46,426
10/1	W	24-10	ST. LOUIS	51,382
10/9	W	21-0	CINCINNATI	64,328
10/15	W	28-21	at San Diego	62,998
10/22	L	24-33	● at New England	47,650
10/29	W	26-8	BALTIMORE	43,882
11/5	W	23-16	● DALLAS	57,481
11/12	W	25-24	at Buffalo	54,729
11/20	L	30-35	● at Houston	51,426
11/26	L	13-24	NEW YORK JETS	50,637
12/3	W	16-0	● at Washington	60,314
12/10	W	23-6	OAKLAND	60,424
12/18	W	23-3	NEW ENGLAND	55,783
				74,058
				50,110
				48,623
				50,290
				49,255
				52,860
				73,889
				73,003
				73,945
				72,071

AFC Wild-Card Playoff

12/24	L	9-17	HOUSTON	72,445	70,036
-------	---	------	---------	--------	--------

1979 (10-6)

			Paid	Announce
9/2	W	9-7	at Buffalo	70,841
9/9	W	19-10	SEATTLE	69,441
9/16	W	27-12	● at Minnesota	60,045
9/23	W	31-16	CHICAGO	56,233
9/30	L	27-33	at New York Jets	47,748
10/8	L	3-13	● at Oakland	44,187
10/14	W	17-7	BUFFALO	66,598
10/21	L	13-28	● at New England	66,011
10/28	W	27-7	GREEN BAY	59,595
11/5	L	6-9	HOUSTON	59,595
11/11	W	19-0	BALTIMORE	53,419
11/18	L	24-30	at Cleveland (ot)	52,419
11/25	W	28-24	at Baltimore	54,062
11/29	W	39-24	● NEW ENGLAND	45,597
12/9	W	28-10	at Detroit	60,372
12/15	L	24-27	NEW YORK JETS	54,343
				47,741
				73,900
				70,273
				58,884
				50,193
				79,819
				80,374
				44,989
				38,016
				73,828
				69,174
				79,073
				78,087
				58,620
				49,915
			993,936	930,253

American Conference Playoff

12/30	L	14-34	● at Pittsburgh	50,320	50,214
-------	---	-------	-----------------	--------	--------

● local TV blackout lifted

For the 77 games played at the Orange Bowl since 1970 (excluding preseason games), the Dolphins have sold 5,138,036 tickets for an average of 66,728 over a 10-year period.

The three highest turnstile counts for Dolphin games at the Orange Bowl are 78,939 with Baltimore in the 1971 AFC Championship game; 78,914 with the New York Jets in 1972; and 78,744 with Oakland in the 1974 season opener.

OPPONENTS BY SERIES

MIAMI 2, ATLANTA 0

1970 — Miami 20, at Atlanta 7
1974 — at Miami 42, Atlanta 7

MIAMI 13, BALTIMORE 8

1970 — at Baltimore 35, Miami 0
at Miami 34, Baltimore 17
1971 — at Miami 17, Baltimore 14
at Baltimore 14, Miami 3
**at Miami 21, Baltimore 0
1972 — Miami 23, at Baltimore 0
at Miami 16, Baltimore 0
1973 — at Miami 44, Baltimore 0
at Baltimore 16, Miami 3
1974 — at Miami 17, Baltimore 7
Miami 17, at Baltimore 16
1975 — Baltimore 33, at Miami 17
at Baltimore 10, Miami 7 (ot)
1976 — at Baltimore 28, Miami 14
Baltimore 17, at Miami 16
1977 — at Baltimore 45, Miami 28
at Miami 17, Baltimore 6
1978 — Miami 42, at Baltimore 0
at Miami 26, Baltimore 8
1979 — at Miami 19, Baltimore 0
Miami 28, at Baltimore 24

MIAMI 23, BUFFALO 4 (1 tie)

1966 — at Buffalo 58, Miami 24
Buffalo 29, at Miami 0
1967 — at Buffalo 35, Miami 13
at Miami 17, Buffalo 14
1968 — at Miami 14, Buffalo 14
Miami 21, at Buffalo 17
1969 — at Miami 24, Buffalo 6
at Buffalo 28, Miami 3
1970 — Miami 33, at Buffalo 14
at Miami 45, Buffalo 7
1971 — Miami 29, at Buffalo 14
at Miami 34, Buffalo 0
1972 — at Miami 24, Buffalo 23
Miami 30, at Buffalo 16
1973 — at Miami 27, Buffalo 6
Miami 17, at Buffalo 0
1974 — Miami 24, at Buffalo 16
at Miami 35, Buffalo 28
1975 — Miami 35, at Buffalo 30
at Miami 31, Buffalo 21
1976 — Miami 30, at Buffalo 21
at Miami 45, Buffalo 27
1977 — Miami 13, at Buffalo 0
at Miami 31, Buffalo 14
1978 — at Miami 31, Buffalo 24
Miami 25, at Buffalo 24
1979 — Miami 9, at Buffalo 7
at Miami 17, Buffalo 7

MIAMI 3, CHICAGO 0

1971 — at Miami 34, Chicago 3
1975 — Miami 46, at Chicago 13
1979 — at Miami 31, Chicago 16

MIAMI 5, CINCINNATI 3

1966 — Miami 24, at Cincinnati 22
Cincinnati 38, at Miami 21
1969 — at Cincinnati 27, Miami 21
1971 — Miami 23, at Cincinnati 13
1973 — *at Miami 34, Cincinnati 13
1974 — at Miami 24, Cincinnati 3
1977 — at Cincinnati 23, Miami 17
1978 — at Miami 21, Cincinnati 0

CLEVELAND 3, MIAMI 2

1970 — Cleveland 28, at Miami 0
1972 — *at Miami 20, Cleveland 14
1973 — Miami 17, at Cleveland 9
1976 — at Cleveland 17, Miami 13
1979 — at Cleveland 30, Miami 24 (ot)

MIAMI 2, DALLAS 1

1971 — ***Dallas 24, Miami 3
1973 — Miami 14, at Dallas 7
1978 — at Miami 23, Dallas 16

MIAMI 4, DENVER 2 (1 tie)

1966 — at Miami 24, Denver 7
at Denver 17, Miami 7
1967 — at Miami 35, Denver 21
1968 — at Denver 21, Miami 14
1969 — at Miami 27, Denver 24
1971 — Miami 10, at Denver 10
1975 — at Miami 14, Denver 13

MIAMI 2, DETROIT 0

1973 — at Miami 34, Detroit 7
1979 — Miami 28, at Detroit 10

MIAMI 3, GREEN BAY 0

1971 — at Miami 27, Green Bay 6
1975 — Miami 31, at Green Bay 7
1979 — at Miami 27, Green Bay 7

HOUSTON 9, MIAMI 6

1966 — Miami 20, at Houston 13
at Miami 29, Houston 28
1967 — at Houston 17, Miami 14
Houston 41, at Miami 10
1968 — Houston 24, at Miami 10
Miami 24, at Houston 7
1969 — at Houston 22, Miami 10
Houston 32, at Miami 7
1970 — Miami 20, at Houston 10
1972 — at Miami 34, Houston 13
1975 — at Houston 20, Miami 19
1977 — at Miami 27, Houston 7
1978 — at Houston 35, Miami 30
*Houston 17, at Miami 9
1979 — Houston 9, at Miami 6

KANSAS CITY 7, MIAMI 3

1966 — at Kansas City 34, Miami 16
Kansas City 19, at Miami 18
1967 — Kansas City 24, at Miami 0
at Kansas City 41, Miami 0
1968 — Kansas City 48, at Miami 3
1969 — at Kansas City 17, Miami 10
1971 — *Miami 27, at Kansas City 24
1972 — Miami 20, at Kansas City 10
1974 — at Miami 9, Kansas City 3
1976 — Kansas City 20, at Miami 17

MIAMI 1, LOS ANGELES 1

1971 — Miami 20, at Los Angeles 14
1976 — Los Angeles 31, at Miami 28

MIAMI 3, MINNESOTA 1

1972 — Miami 16, at Minnesota 14
1973 — ***Miami 24, Minnesota 7
1976 — Minnesota 29, at Miami 7
1979 — Miami 27, at Minnesota 12

MIAMI 16, NEW ENGLAND 9

1966 — New England 20, at Miami 14
1967 — at New England 41, Miami 10
at Miami 41, New England 32
1968 — Miami 34, at New England 10
at Miami 38, New England 7
1969 — Miami 17, at New England 16
New England 38, Miami 23
(Tampa)
1970 — at New England 27, Miami 14
at Miami 37, New England 20
1971 — at Miami 41, New England 3
at New England 34, Miami 13
1972 — at Miami 42, New England 0
Miami 37, at New England 21
1973 — at Miami 44, New England 23
Miami 30, at New England 14
1974 — at New England 34, Miami 24
at Miami 34, New England 27
1975 — Miami 22, at New England 14
at Miami 20, New England 7
1976 — at New England 30, Miami 14
at Miami 10, New England 3
1977 — at Miami 17, New England 5
at New England 14, Miami 10
1978 — at New England 33, Miami 24
at Miami 23, New England 3
1979 — at New England 28, Miami 13
at Miami 39, New England 24

MIAMI 2, NEW ORLEANS 0

1970 — at Miami 21, New Orleans 10
1974 — Miami 21, at New Orleans 0

MIAMI 1, NY GIANTS 0

1972 — Miami 23, at NY Giants 13

MIAMI 14, NY JETS 14

1966 — NY Jets 19, at Miami 14
at NY Jets 30, Miami 13
1967 — at NY Jets 29, Miami 7
NY Jets 33, at Miami 14
1968 — at NY Jets 35, Miami 17
NY Jets 31, at Miami 7
1969 — at NY Jets 34, Miami 31
NY Jets 27, at Miami 9
1970 — Miami 20, at NY Jets 6
at Miami 16, NY Jets 0
1971 — NY Jets 14, at Miami 10
Miami 30, at NY Jets 14
1972 — Miami 27, at NY Jets 17
at Miami 28, NY Jets 24
1973 — at Miami 31, NY Jets 3
Miami 24, at NY Jets 14
1974 — at Miami 21, NY Jets 17
at NY Jets 17, Miami 14
1975 — Miami 43, at NY Jets 0
at Miami 27, NY Jets 7
1976 — at Miami 16, NY Jets 0
Miami 27, at NY Jets 7
1977 — at Miami 21, NY Jets 17
Miami 14, at NY Jets 10
1978 — at NY Jets 33, Miami 20
NY Jets 24, at Miami 13
1979 — at NY Jets 33, Miami 27
NY Jets 27, at Miami 24

OAKLAND 10, MIAMI 3 (1 tie)

1966 — Oakland 23, at Miami 14
at Oakland 21, Miami 10
1967 — at Oakland 31, Miami 17
1968 — Oakland 47, at Miami 21
1969 — at Oakland 20, Miami 17
at Miami 20, Oakland 20
1970 — at Miami 20, Oakland 13
*at Oakland 21, Miami 14
1973 — at Oakland 12, Miami 7
**at Miami 27, Oakland 10
1974 — *at Oakland 28, Miami 26



Gerald Small snags goal-line interception.

1975 — Oakland 31, at Miami 21
1978 — at Miami 23, Oakland 8
1979 — at Oakland 13, Miami 3

PHILADELPHIA 2, MIAMI 1

1970 — at Philadelphia 24, Miami 17
1975 — at Miami 24, Philadelphia 16
1978 — at Philadelphia 17, Miami 3

MIAMI 3, PITTSBURGH 2

1971 — at Miami 24, Pittsburgh 21
1972 — **Miami 21, at Pittsburgh 17
1973 — at Miami 30, Pittsburgh 26
1976 — at Pittsburgh 14, Miami 3
1979 — *at Pittsburgh 34, Miami 14

MIAMI 3, ST. LOUIS 0

1972 — at Miami 31, St. Louis 10
1977 — Miami 55, at St. Louis 14
1978 — at Miami 24, St. Louis 10

SAN DIEGO 5, MIAMI 4

1966 — at San Diego 44, Miami 10
1967 — at San Diego 24, Miami 0
at Miami 41, San Diego 24
1968 — at San Diego 34, Miami 28
1969 — San Diego 21, at Miami 14
1972 — at Miami 24, San Diego 10
1974 — Miami 28, at San Diego 21
1977 — San Diego 14, at Miami 13
1978 — Miami 28, at San Diego 21

MIAMI 2, SAN FRANCISCO 0

1973 — at Miami 21, San Francisco 13
1977 — Miami 19, at San Francisco 15

MIAMI 2, SEATTLE 0

1977 — at Miami 31, Seattle 13
1979 — at Miami 19, Seattle 10

MIAMI 1, TAMPA BAY 0

1976 — Miami 23, at Tampa Bay 20

MIAMI 2, WASHINGTON 1

1972 — ***Miami 14, Washington 7
1974 — at Washington 20, Miami 17
1978 — Miami 16, at Washington 0

*AFC Playoff

**AFC Championship

***Super Bowl

PRESEASON RESULTS

(See Page 108 for 1979 Results)

1966 (0-4)

- L 10-38 at San Diego
- L 0-33 Kansas City
- L 14-31 New York Jets
(at Jacksonville)
- L 16-28 Denver (Memphis)

1967 (2-3)

- W 19-2 Denver (Akron)
- W 10-7 Buffalo (Memphis)
- L 19-20 San Diego
- L 17-27 Atlanta
- L 17-20 New Orleans
(at Charleston)

1968 (2-2-1)

- T 28-28 Buffalo (Rochester)
- W 23-7 Philadelphia
- L 17-19 New England
(at Jacksonville)
- L 13-22 Baltimore
- W 19-13 Atlanta

1969 (1-5)

- L 10-45 Minnesota (Tampa)
- L 10-16 Chicago
- L 10-14 Philadelphia
- L 21-28 at Cincinnati
- L 10-23 Baltimore
- W 13-0 New England
(at Birmingham)

1970 (4-2)

- W 16-10 Pittsburgh
(at Jacksonville)
- W 20-10 Cincinnati
- W 17-7 San Francisco
- W 20-13 Baltimore
- L 21-26 Washington
(at Tampa)
- L 17-20 Atlanta

1971 (2-3-1)

- L 10-27 Cincinnati
- T 17-17 San Francisco
- L 7-10 Green Bay
(at Milwaukee)
- W 28-24 Detroit
- W 27-10 Washington
- L 0-24 at Minnesota

1972 (3-3)

- L 23-31 at Detroit
- L 13-14 Green Bay
- W 35-17 at Cincinnati
- W 24-10 Atlanta
- L 24-27 at Washington
- W 21-19 Minnesota

1973 (3-2-1)

- W 14-13 Cincinnati
- W 14-13 New Orleans
- T 9-9 Chicago
- W 17-14 Los Angeles
- L 17-20 at Minnesota
- L 23-26 at Dallas

1974 (4-2)

- L 13-19 at Cincinnati
- W 45-20 New Orleans
- W 21-9 Minnesota
- L 13-31 at Los Angeles
- W 21-10 Green Bay
- W 30-7 at Chicago

1975 (5-1)

- W 7-3 Cincinnati
- W 20-14 Detroit
- W 20-10 at New Orleans
- L 7-20 at Minnesota
- W 21-10 Chicago
- W 31-13 N.Y. Giants

1976 (6-0)

- W 16-3 Minnesota
- W 30-21 at Detroit
- W 24-16 Philadelphia
- W 28-21 at Tampa Bay
- W 10-6 at Houston
- W 20-7 at New Orleans

1977 (4-2)

- W 13-7 at Tampa Bay
- W 27-15 Washington
- W 20-14 at Dallas
- L 7-33 at Minnesota
- L 10-17 New Orleans
- W 27-21 at N.Y. Giants

1978 (4-1)

- L 3-17 Philadelphia (Canton)
- W 28-7 St. Louis
- W 31-17 at New Orleans
- W 30-22 Minnesota
- W 24-20 at Tampa Bay

ALL-TIME DOLPHIN WON-LOSS RECORDS

Opponent	W	L	T	Pct.	Pts.	Opp.	Last Met
Atlanta	2	0	0	1.000	62	14	1974
Baltimore	13	8	0	.600	409	290	1979
Buffalo	23	4	1	.839	681	500	1979
Chicago	3	0	0	1.000	111	32	1979
Cincinnati	5	3	0	.625	185	142	1978
Cleveland	2	3	0	.400	74	98	1979
Dallas	2	1	0	.667	40	47	1978
Denver	4	2	1	.642	131	113	1975
Detroit	2	0	0	1.000	62	17	1979
Green Bay	3	0	0	1.000	85	20	1979
Houston	6	9	0	.400	269	295	1979
Kansas City	3	7	0	.300	120	240	1976
Los Angeles	1	1	0	.500	48	45	1976
Minnesota	3	1	0	.750	74	62	1979
New England	17	10	0	.630	695	528	1979
New Orleans	2	0	0	1.000	42	10	1974
New York Giants	1	0	0	1.000	23	13	1972
New York Jets	14	14	0	.500	565	532	1979
Oakland	3	10	1	.250	240	298	1979
Philadelphia	1	2	0	.333	44	57	1978
Pittsburgh	3	2	0	.600	92	112	1979
St. Louis	3	0	0	1.000	110	34	1978
San Diego	4	5	0	.444	186	213	1978
San Francisco	2	0	0	1.000	40	28	1977
Seattle	2	0	0	1.000	50	23	1979
Tampa Bay	1	0	0	1.000	23	20	1976
Washington	2	1	0	.667	47	27	1978
TOTALS	127	83	3	.603	4,508	3,808	

(Includes postseason games)

PRESEASON SERIES

Opponent	W	L	T	Pct.	Pts.	Opp.	Last Met
Atlanta	2	2	0	.500	77	70	1972
Baltimore	1	2	0	.333	43	58	1970
Buffalo	1	0	1	.750	38	35	1968
Chicago	2	1	1	.625	70	42	1975
Cincinnati	4	3	0	.571	120	117	1975
Cleveland	(NO GAMES)						
Dallas	1	1	0	.500	43	40	1977
Denver	1	1	0	.500	35	30	1967
Detroit	3	1	0	.750	101	90	1976
Green Bay	1	2	0	.333	41	34	1974
Houston	1	0	0	1.000	10	6	1976
Kansas City	0	1	0	.000	0	33	1966
Los Angeles	1	1	0	.500	30	45	1974
Minnesota	5	5	0	.500	150	205	1979
New England	1	1	0	.500	30	19	1969
New Orleans	6	2	0	.750	171	111	1979
New York Giants	2	0	0	1.000	58	34	1977
New York Jets	0	1	0	.000	14	31	1966
Oakland	(NO GAMES)						
Philadelphia	3	2	0	.600	74	67	1979
Pittsburgh	1	0	0	1.000	16	10	1970
St. Louis	1	0	0	1.000	28	7	1978
San Diego	0	2	0	.000	29	58	1967
San Francisco	1	0	1	.750	34	24	1971
Seattle	(NO GAMES)						
Tampa Bay	4	0	0	1.000	78	55	1979
Washington	2	2	0	.500	99	78	1977
TOTALS	44	30	3	.591	1389	1297	

REGULAR-SEASON GAMES

Year	Paid 7-Home	Paid 7-Away	Paid 14-Total	Turnstile 7-Home	Announce 7-Away
1966	178,855	237,430	416,285	182,428	243,269
1967	189,840	239,175	429,015	202,849	255,143
1968	209,741	237,849	447,590	215,980	252,291
1969	*226,348	264,191	490,539	242,815	269,520
1970	413,422	334,422	747,844	440,141	348,918
1971	464,658	403,174	867,832	454,388	413,194
1972	544,162	414,056	958,218	532,005	421,503
1973	551,000	474,400	1,025,400	442,482	437,631
1974	537,418	405,068	942,486	457,768	398,968
1975	487,758	421,918	909,676	453,353	401,222
1976	400,109	426,552	826,661	358,817	414,553
1977	369,118	404,029	773,147	319,698	383,253
1978	488,068	433,205	921,273	465,251	421,856
1979	498,080	495,856	993,936	455,137	475,116

16-game schedule (8 home, 8 away) in 1978-79

*Includes game at Tampa (27,179)

SEASON TICKETS, PAID AVERAGES, ETC.

Year	Season Tickets	Paid 7-Home	Paid 7-Away	Paid 14-Total	Preseason Paid Home
1966	12,503	25,551	33,918	29,734	1- 36,366
1967	13,050	27,120	34,167	30,643	2- 86,692
1968	14,924	29,963	33,978	31,970	3-145,257
1969	17,478	32,335	37,741	35,038	3-140,514
1970	26,161	59,060	47,774	53,417	4-246,176
1971	44,834	68,380	57,596	61,988	4-237,753
1972	69,303	77,737	59,151	68,444	3-222,821
1973	74,961	78,714	67,771	73,243	4-313,411
1974	67,322	76,774	57,867	67,320	3-193,442
1975	49,026	69,680	60,274	64,977	4-213,186
1976	44,494	57,158	60,936	59,047	2-102,338
1977	34,838	52,731	57,718	55,224	2- 81,517
1978	41,456	61,009	54,151	57,579	2- 97,461
1979	41,140	62,260	61,982	62,121	2- 94,095


TICKETS SOLD

Opponents in Miami			Dolphins on Road		
Atlanta	74,935	1974	Atlanta	53,036	1970
*Baltimore	78,629	1971	Baltimore	59,808	1975
Buffalo	78,771	1974	Buffalo	79,463	1974
Chicago	73,071	1971	Chicago	56,577	1975
*Cincinnati	78,928	1973	Cincinnati	59,090	1971
*Cleveland	78,916	1972	Cleveland	79,819	1979
Dallas	74,058	1978	Dallas	62,967	1973
Denver	56,187	1975	Denver	50,499	1971
Detroit	78,337	1973	Detroit	79,073	1979
Green Bay	74,215	1971	Green Bay	55,270	1975
Houston	75,069	1972	Houston	51,189	1978
Kansas City	75,358	1974	Kansas City	78,736	1972
Los Angeles	65,314	1976	Los Angeles	68,386	1971
Minnesota	52,945	1976	Minnesota	47,748	1979
New England	78,830	1973	New England	60,372	1979
New Orleans	42,888	1970	New Orleans	73,458	1974
New York Giants	No Game		New York Giants	62,728	1972
New York Jets	78,821	1973	New York Jets	61,720	1972
*Oakland	79,325	1973	Oakland	53,419	1979
Philadelphia	62,925	1975	Philadelphia	64,328	1978
Pittsburgh	78,922	1973	*Pittsburgh	50,845	1972
St. Louis	78,190	1972	St. Louis	50,855	1977
San Diego	78,212	1972	San Diego	51,426	1978
San Francisco	78,768	1973	San Francisco	45,560	1977
Seattle	60,045	1979	Seattle	No Game	
Tampa Bay	No Game		Tampa Bay	63,016	1976
Washington	No Game		Washington	54,239	1978

*playoff game

(74,044 for Miami-Oakland at Berkeley, Ca., 1973)

PLAYOFF HISTORY



Larry Csonka has gained 891 yards and scored 10 touchdowns in 12 postseason games.

1970 AFC PLAYOFF

Raiders Sink Dolphins With 82-Yard Bomb

Oakland, Dec. 27 — Quarterback Daryle Lamonica unloaded an 82-yard touchdown pass to Rod Sherman with 9:34 to play as Oakland spoiled the Dolphins' first appearance in the playoffs, 21-14, on a field spoiled with mud.

The Dolphins, who had won six consecutive games to finish 10-4 and gain a wild-card berth, had taken a 7-0 lead in the second quarter when Bob Griese fired a 16-yard strike to Paul Warfield in the end zone. Lamonica matched that TD with a 22-yard toss to Fred Biletnikoff only 1:50 before halftime.

Raider right cornerback Willie Brown intercepted a wet and wobbly pass by Griese and fled 50 yards along the sideline for the tie-breaking TD. It came minutes after Jake Scott recovered an Oakland fumble at the Miami 10-yard line.

The heave to Sherman was insurance. Only three plays earlier, Dolphin kicker Garo Yepremian missed a 24-yard field-goal attempt for the second time in the game. Oakland's George Blanda also missed a 23-yarder.

Miami	0	7	0	7	—	14
Oakland	0	7	7	7	—	21

Miami - Warfield 16 pass from Griese (Yepremian kick)
Oak - Biletnikoff 22 pass from Lamonica (Blanda kick)
Oak - Brown 50 interception return (Blanda kick)
Oak - Sherman 82 pass from Lamonica (Blanda kick)
Miami - Richardson 7 pass from Griese (Yepremian kick)
A — 52,594 paid, 54,401 turnstile

	Miami	Oak
First Downs	16	12
Rushes-Yards	33-118	36-114
Passing Yards	124	187
Total Yards	242	301
Had QB Sacked	3-31	0-0
Passes	27-13-1	16-8-0
Punts	5-39.2	4-32.2
Fumbles-Lost	2-0	4-2
Penalties-Yards	0-0	4-30

INDIVIDUAL LEADERS

RUSHING - Miami: Csonka 10-23, Klieck 14-64, Morris 8-29, Griese 1-2
Oakland: Dixon 8-31, Smith 9-37, Hubbard 18-58, Banaszak 1-(-6)
PASSING - Miami: Griese 27-13-1, 155 yards, two TDs
Oakland: Lamonica 16-8-0, 187 yards, two TDs
RECEIVING - Miami: Twilley 1-14, Warfield 4-62, Klieck 4-34, Morris 2-15, Richardson 2-30
Oakland: Biletnikoff 3-46, Chester 2-47, Dixon 1-3, Smith 1-9, Sherman 1-82

1971 AFC PLAYOFF

Dolphins Outlast Chiefs in Longest Game

Kansas City, Dec. 25 — Garo Yepremian ended 82 minutes and 40 seconds of an epic struggle by thumping a 37-yard field goal with 7:40 elapsed in the second overtime, lifting the Dolphins past Kansas City, 27-34, on Christmas Day.

The Dolphins battled from behind three times to tie the AFC West champions, the third time on Bob Griese's five-yard pass to tight end Marv Fleming with 96 seconds remaining in regulation.

Kansas City running back Ed Podolak, who amassed 350 yards of all-purpose running, returned the ensuing kickoff 78 yards to the Dolphin 22 where Curtis Johnson made a desperation tackle. With 35 seconds on the clock, Jan Stenerud missed a 32-yard field-goal try.

Stenerud had a 42-yarder blocked by Nick Buoniconti in the fifth quarter, and Yepremian was short with a 45-yard effort. But Larry Csonka crashed 29 yards to the Chiefs 36, and that put Yepremian, the NFL's scoring leader, in position to win it. Goal posts were on the goal line; in 1974 the uprights were moved to the end line.

Miami	0	10	7	7	0	3	—	27
K-City	10	0	7	7	0	0	—	24

KC - FG Stenerud 24
 KC - Podolak 7 pass from Dawson (Stenerud kick)
 Mia - Csonka 1 run (Yepremian kick)
 Miami - FG Yepremian 14
 KC - Otis 1 run (Stenerud kick)
 Miami - Kiick 1 run (Yepremian kick)
 KC - Podolak 3 run (Stenerud kick)
 Miami - Fleming 5 pass from Griese (Yepremian kick)
 Miami - FG Yepremian 37

	Miami	K-City
First Downs	22	23
Rushes-Yards	43-144	44-213
Passing Yards	263	238
Total Yards	407	451
Had QB Sacked	0-0	1-8
Passes	35-20-2	26-16-2
Punts	6-40.0	2-51.0
Fumbles-Lost	1-0	3-2
Penalties-Yards	5-26	6-44

A - 50,374 paid, 45,822 turnstile

INDIVIDUAL LEADERS

RUSHING - Miami: Kiick 15-56, Csonka 24-86, Griese 2-9, Warfield 2-(-7).
 Kansas City: Hayes 22-100, Podolak 17-85, Wright 2-15, Otis 3-13.
 PASSING - Miami: Griese 35-20-2, 263 yards, one TD.
 Kansas City: Dawson 26-18-2, 246 yards, one TD.
 RECEIVING - Miami: Warfield 7-140, Fleming 4-37, Kiick 3-24, Mandich 1-4, Twilley 5-58. Kansas City: Podolak 8-110, Hayes 3-6, Wright 3-12.

1971 AFC CHAMPIONSHIP

Anderson, No-Names Stymlie Colts, 21-0

Miami, Jan. 2, 1972 — Three lightning plays and a persistent defense propelled the Dolphins into Super Bowl VI with a 21-0 rout of Baltimore before an all-time Orange Bowl record crowd of 78,939.

Strong safety Dick Anderson intercepted a John Unitas pass which was deflected by Curtis Johnson, and behind a wall of six open-field blocks, Anderson weaved 62 yards for a third-quarter touchdown. "My eyes were popping as I ran," Anderson said. "I've never seen so many people land on their heads."

Before Anderson's convoy made it 14-0, the Dolphins staggered the defending Super Bowl champions when Bob Griese and Paul Warfield hooked up for a 75-yard TD pass. Warfield applied the clincher when he escaped 50 yards with a Griese pass, setting up a five-yard TD slam by fullback Larry Csonka.

The Colts hadn't been held scoreless for 97 games over seven seasons. They were stopped at the Dolphin 9 in the second quarter. Jim O'Brien missed two field-goal attempts and had another blocked by Lloyd Mumphord.

Baltimore	0	0	0	0	—	0
Miami	7	0	7	7	—	21

Miami - Warfield 75 pass from Griese (Yepremian kick)
 Miami - Anderson 62 interception return (Yepremian kick)
 Mia - Csonka 5 run (Yepremian kick)
 A - 78,629 paid, 78,939 turnstile

	Balt	Miami
First Downs	16	13
Rushes-Yards	30-89	35-144
Passing Yards	213	142
Total Yards	302	286
Had QB Sacked	2-11	2-16
Passes	36-20-3	8-4-1
Punts	3-45.3	6-42.7
Fumbles-Lost	1-0	0-0
Penalties-Yards	1-5	2-27

INDIVIDUAL LEADERS

RUSHING - Baltimore: McCauley 15-50, Nottingham 11-33, Untias 2-1, Nowatzke 2-5. Miami: Kiick 18-66, Csonka 15-63, Griese 1-12, Morris 1-3.
 PASSING - Baltimore: Unitas 36-20-3, 224 yards, no TD.
 Miami: Griese 8-4-1, 158 yards, one TD.
 RECEIVING - Baltimore: Hinton 6-98, Nottingham 4-26, McCauley 2-24, Mitchell 1-14, Perkins 3-19, Havrilak 2-31, Matte 1-6, Mackey 1-6.
 Miami: Warfield 2-125, Twilley 2-33.

SUPER BOWL VI

Cowboys Flatten Luckless Dolphins, 24-3

New Orleans, Jan. 16, 1972 — A 252-yard rushing attack and sharp passing by Roger Staubach spurred the Dallas Cowboys to a 24-3 victory over the Dolphins at Tulane Stadium.

Duane Thomas pranced 95 yards on 19 carries, fullback Walt Garrison added 74 yards on 14 carries and Staubach passed twice for touchdowns to Lance Alworth and Mike Ditka. Staubach, who was sacked twice in the first quarter, bounced back to complete 12 of 19 passes, and he scrambled from the Dolphin pass rush five times.

The Dolphins were frustrated all day; in the first quarter, Larry Csonka lost a fumble and Bob Griese was chased by tackle Bob Lilly for a 29-yard loss. Griese fumbled away a snap at the Dallas 16 in the fourth period.

Although it was intriguing 10-3 at halftime, the Cowboys marched 71 yards in seven plays after kickoff, and Thomas swept three yards for the TD.

Dallas	3	7	7	7	—	24
Miami	0	3	0	0	—	3

Dallas - FG Clark 9
 Dallas - Alworth 7 pass from Staubach (Clark kick)
 Miami - FG Yepremian 31
 Dallas - D. Thomas 3 run (Clark kick)
 Dallas - Ditka 7 pass from Staubach (Clark kick)

	Dallas	Miami
First Downs	23	10
Rushes-Yards	48-252	20-80
Passing Yards	100	105
Total Yards	352	185
Had QB Sacked	2-19	1-29
Passes	19-12-0	23-12-1
Punts	5-37.2	5-40.0
Fumbles-Lost	1-0	0-0
Penalties-Yards	3-15	0-0

A - 81,023 paid, 80,591 turnstile

INDIVIDUAL LEADERS

RUSHING - Dallas: Thomas 19-95, Garrison 14-74, Staubach 5-18, Hill 7-25, Hayes 1-16, Reeves 1-7. Ditka 1-17.
 Miami: Kiick 10-40, Csonka 9-40, Griese 1-0.
 PASSING - Dallas: Staubach 19-12-0, 119 yards, two TDs.
 Miami: Griese 23-12-1, 134 yards, no TD.
 RECEIVING - Dallas: Hayes 2-23, D. Thomas 3-17, Garrison 2-11, Alworth 2-28, Hill 1-12, Ditka 2-28.
 Miami: Twilley 1-20, Kiick 3-21, Warfield 4-39, Csonka 2-18, Fleming 1-27, Mandich 1-9.

1972 AFC PLAYOFF

Late TD Drive Rescues Unbeaten Dolphins

Miami, Dec. 24 — On the ropes in the fourth quarter after an unprecedented 14 victories, the Dolphins responded to poised Earl Morrall and drove 80 yards for a touchdown with 4:56 to play for a 20-14 victory over the Cleveland Browns.

Morrall, the NFL's leading passer as he replaced injured Bob Griese 10 weeks earlier, had completed only four passes for 38 yards. But he threw 15 and 35 yards to Paul Warfield, reaching the Browns' 20, and a pass interference call against linebacker Billy Andrews put the ball at the 8.

Halfback Jim Kiick then bulled eight yards up the middle on a trap for the winning points. The triumph was sealed with a minute to play when linebacker Doug Swift intercepted quarterback Mike Phipps at the Dolphin 20.

Despite stealing five of Phipps' passes, the Dolphins were stung by a 27-yard TD pass to Fair Hooker and trailed, 14-13, with 8:11 to play.

Cleveland	0	0	7	7	—	14
Miami	10	0	0	10	—	20

Miami - Babb 5 recovery of blocked punt (Yepremian kick)
 Miami - FG Yepremian 40
 Clev - Phipps 5 run (Cockroft kick)
 Miami - FG Yepremian 46
 Clev - Hooker 27 pass from Phipps (Cockroft kick)
 Miami - Kiick 8 run (Yepremian kick)
 A — 78,916 paid, 78,196 turnstile

	Cleve	Miami
First Downs	15	17
Rushes-Yards	32-165	47-198
Passing Yards	118	74
Total Yards	283	272
Had QB Sacked	2-13	4-14
Passes	23-9-5	13-6-0
Punts	6-34.7	5-42.0
Fumbles/Lost	2-0	2-2
Penalties/Yards	3-25	3-25

INDIVIDUAL LEADERS

RUSHING - Cleveland: Scott 16-94, Phipps 8-47, Brown 4-13, Kelly 4-11.
 Miami: Morris 15-72, Kiick 14-50, Warfield 2-41, Csonka 12-32, Morrall 4-3.
 PASSING - Cleveland: Phipps 23-9-5, 131 yards, one TD.
 Miami: Morrall 13-6-0, 88 yards, no TD.
 RECEIVING - Cleveland: Scott 4-30, Hooker 3-53, Kelly 1-27, Morin 1-21.
 Miami: Twilley 3-33, Warfield 2-50, Kiick 1-5.

SUPER BOWL VIII Dolphins Demolish Vikings, 24-7

Houston, Jan. 13, 1974 — Winning for the 32nd time in 34 games, the Dolphins repeated as Super Bowl champions and proved themselves "Best Ever" with a 24-7 rout of the Minnesota Vikings at Rice Stadium.

There was no doubt from the beginning. The Dolphins swept 62 yards in 10 plays with the opening kickoff, scoring on Larry Csonka's five-yard smash. Minnesota punted, and the onslaught resumed with a 56-yard, 10-play Dolphin drive capped by Jim Kiick's one-yard plunge.

It was 17-0 before the Vikings crossed their 40, and a fourth-down fumble by Oscar Reed was recovered by safety Jake Scott at the Dolphin six-yard line.

A brilliant, diving catch by Paul Warfield netted 27 yards on a third-quarter TD drive that hiked it to 24-0. Csonka finished with his best-ever total of 145 yards on 33 carries. The Dolphins rushed for 703 yards and outscored opponents, 85-33, in the three-game playoff blitz. Csonka gained a Super Bowl record 145 yards and was named MVP.

Minnesota	0	0	0	7	—	7	First Downs	14	21
Miami	14	3	7	0	—	24	Rushes-Yards	24-72	53-196
							Passing Yards	166	63
Mia - Csonka 5 run (Yepremian kick)							Total Yards	238	259
Mia - Kiick 1 run (Yepremian kick)							Had QB Sacked	2-16	1-10
Miami - FG Yepremian 28							Passes	28-18-1	7-6-0
Mia - Csonka 2 run (Yepremian kick)							Punts	5-42.2	3-39.0
Minn - Tarkenton 4 run (Cox kick)							Fumbles-Lost	2-1	1-0
A - 71,882 paid, 68,142 turnstile							Penalties-Yards	7-65	1-4

INDIVIDUAL LEADERS

RUSHING - Minnesota: Foreman 7-18, Reed 11-31, Tarkenton 4-17, Marinaro 1-3. Brown 1-2. Miami: Csonka 33-145, Morris 11-34, Kiick 7-10, Griese 2-7.

PASSING - Minnesota: Tarkenton 28-18-1, 182 yards, no TD. Miami: Griese 7-6-0, 73 yards, no TD.

RECEIVING - Minnesota: Foreman 5-27, Kingsriter 1-9, Lash 1-9, Voight 3-46, Giliam 4-44, Marinaro 2-39, Brown 1-9, Reed 1-(-1). Miami: Mandich 2-21, Briscoe 2-19, Warfield 2-33.

1974 AFC PLAYOFF

Dream of 'Triple Crown' Shattered

Oakland, Dec. 21 — Oakland quarterback Ken Stabler, falling in the clutches of Vern Den Herder, unloaded a wobbly eight-yard pass that Clarence Davis wrested from three defenders in the end zone, and the Raiders scored a stunning 28-26 victory over the defending champion Dolphins.

Stabler, who had spent the last of his timeouts, appeared to have thrown an interception. But running back Davis clutched the football when bodies were untangled with 26 seconds remaining.

It was the fourth TD pass for lefthander Stabler and his second "freak" score. Four minutes earlier, Cliff Branch fell while catching a pass at the Dolphin 27, but defender Henry Stuckey also slipped, and Branch got up and escaped for a 72-yard TD.

The Dolphins, trailing by two points, went ahead with 2:08 remaining as rookie Benny Malone broke two tackles on a 23-yard touchdown run along the sideline.

Miami	7	3	6	10	—	26	Mia - Malone 23 run (Yepremian kick)
Oakland	0	7	7	14	—	28	Oak - Davis 8 pass from Stabler (Blanda kick)

Miami - Moore 89 kickoff return (Yepremian kick)	A - 53,023 paid, 52,817 turnstile		
Oak - C. Smith 31 pass from Stabler (Blanda kick)	MiamiOakland		
Miami - FG Yepremian 33	First Downs	18	19
Oak - Biletnikoff 13 pass from Stabler (Blanda kick)	Rushes-Yards	41-213	32-135
Miami - Warfield 16 pass from Griese (Blanda kick)	Passing Yards	81	276
Miami - FG Yepremian 46	Total Yards	294	411
Oak - Branch 72 pass from Stabler (Blanda kick)	Had QB Sacked	2-20	2-17
	Passes	14-7-1	30-20-1
	Punts	6-33.2	7-42.7
	Fumbles-Lost	0-0	0-0
	Penalties-Yards	3-15	3-59

INDIVIDUAL LEADERS

RUSHING - Miami: Csonka 24-114, Malone 14-83, Griese 2-14, Kiick 1-2. Oakland: C. Davis 12-59, Hubbard 14-55, Banaszak 3-14, Stabler 3-7.

PASSING - Miami: Griese 14-7-1, 101 yards, one TD. Oakland: Stabler 30-20-1, 293 yards, four TDs.

RECEIVING - Miami: Warfield 3-47, Moore 2-40, Nottingham 1-9, Kiick 1-5. Oakland: Biletnikoff 8-122, Branch 3-84, Moore 3-22, Smith 2-35, Davis 2-16, Hubbard 1-9, Pitts 1-5.

1978 AFC "WILD-CARD" PLAYOFF Oilers Jolt Erring Dolphins, 17-9

Miami, Dec. 24 — The Houston Oilers amassed a 455-209 margin in total yardage and, aided by five Dolphin turnovers, gained a 17-9 victory in a battle of AFC "wild-card" entries at the Orange Bowl.

Toni Fritsch kicked a 35-yard field goal with 7:25 remaining to snap a 7-7 tie that existed since the first quarter. An interception by linebacker Greg Bingham led to a clinching 50-yard touchdown drive capped by Earl Campbell's one-yard dive with 1:55 to go. Campbell, the NFL rushing leader with 1,450 yards as a rookie, had been checked for only 16 yards on 13 carries in the first half.

Dolphin quarterback Bob Griese, playing with very sore ribs, connected with tight end Andre Tillman for a 13-yard TD after Earnest Rhone had recovered a fumbled punt at the Houston 21. But Griese completed only 13 of 28 passes. Twice the Dolphins lost the ball inside the Oiler 10-yard line when the game was tied.

Houston's Dan Pastorini wore a flak jacket to protect three broken ribs, and he passed for 261 of his 306-yard total in the first half.

Houston	7	0	0	10	—	17	Houston	Miami
Miami	7	0	0	2	—	9	First Downs	23 14
							Rushes-Yards	45-165 25-91
Miami — Tillman 13 pass from Griese (Yepremian kick)							Passing Yards	290 118
Hou — T. Wilson 13 pass from Pastorini (Fritsch kick)							Total Yards	455 209
Hou — Campbell 1 run (Fritsch kick)							Had QB Sacked	2-16 2-19
Miami — Safety, Pastorini runs out of end zone							Passes	30-20-0 30-12-3
A — 73,945 paid, 70,036 turnstile							Punts	5-44 0 5-48 6
							Fumbles/Lost	3/1 2/2
							Penalties/Yards	5/37 1/5

INDIVIDUAL LEADERS

RUSHING — Houston: Campbell 26-84, Wilson 14-76, Poole 1-12, Coleman 1-2. Pastorini 3-(-9). Miami: Williams 13-41, L. Harris 9-43, Moore 1-7, Bulaich 2-0.

PASSING — Houston: Pastorini 29-20-0, 306 yards, one TD. Barber 1-0-0. Miami: Griese 28-11-2, 114 yards, one TD. Strock 2-1-1, 23 yards, no TD.

RECEIVING — Houston: Burrough 6-103, Barber 4-112, Wilson 5-40, Woods 2-22, Campbell 1-13, Caster 1-11, Coleman 1-5. Miami: D. Harris 4-42, Moore 2-28, Tillman 2-24, L. Harris 1-21, Bulaich 2-14, Williams 1-8.

1979 AFC PLAYOFF

Steelers Blitz Dolphins in First Quarter

Pittsburgh, Dec. 30 — Launching a drive to their fourth Super Bowl title in six years, the Pittsburgh Steelers scored touchdowns on their first three possessions and coasted to a 34-14 victory at Three Rivers Stadium.

Miami managed only 25 yards rushing against the Steel Curtain and was stopped twice in the second quarter after achieving a first down inside the Steeler 10-yard line. The Dolphins got as close as 20-7 with a seven-yard TD pass from Bob Griese to Durie Harris in the third period, but Pittsburgh responded with a 69-yard TD drive.

The Steelers marched 62, 62 and 56 yards for their first-quarter scores when quarterback Terry Bradshaw completed 8 of 10 passes including touchdowns to John Stallworth and Lynn Swann, who was standing alone in the end zone.

Don Strock directed a 13-play, 76-yard TD drive after relieving Griese in the fourth quarter.

Miami	0	0	7	7	—	14	Miami — Csonka 1 run (von Schamann kick)
Pittsburgh	20	0	7	7	—	34	


Pitt — Thornton 1 run (Bahr kick)							Miami	Pitt
Pitt — Stallworth 17 pass from Bradshaw (kick blocked)							First Downs	16 27
Pitt — Swann 20 pass from Bradshaw (Bahr kick)							Rushes-Yards	22-25 40-159
Miami — Harris 7 pass from Griese (von Schamann kick)							Passing Yards	224 220
Pitt — Bleier 1 run (Bahr kick)							Total Yards	249 379
Pitt — Harris 5 run (Bahr kick)							Had QB Sacked	3-19 1-10
							Passes	40-22-2 31-21-0
							Punts	4-36.3 2-29.5
							Fumbles/Lost	0/0 3/3
							Penalties/Yards	4/35 8/41
							A — 50,320 paid, 50,214 turnstile	

INDIVIDUAL LEADERS

RUSHING — Miami: Csonka 10-20, Williams 8-1, Davis 2-12, Griese 1-1, Roberts 1-(-9). Pitt: Harris 21-83, Thornton 12-52, Bleier 4-13, Hawthorne 2-15.

PASSING — Miami: Griese 26-14-1, 118 yards, one TD. Strock 14-8-1, 125 yards, no TD. Pitt: Bradshaw 31-21-0, 230 yards, 2 TDs.

RECEIVING — Miami: Moore 5-93, Williams 6-26, Harris 3-61, Nathan 3-27, Davis 2-24, Hardy 2-12, Torrey 1-0. Pitt: Stallworth 6-86, Harris 5-32, Smith 4-41, Swann 3-37, Thornton 3-34.



Bob Kuechenberg has made 4 Pro Bowl trips.

DOLPHIN HONORS ALL-NFL SELECTIONS

Dick Anderson (strong safety) — AP 1972-73; Writers 1972-73; NEA 1972-74; FN 1973-74; PFW 1973.
 Nick Buoniconti (middle linebacker) — FN 1972.
 Larry Csonka (fullback) — AP 1971, 1973; PFW 1972-73; Writers 1971; FN 1971-73.
 Bob Griese (quarterback) — AP 1971, 1977; Writers 1971, 1977; NEA 1971; PFW 1971, 1977.
 Bob Kuechenberg (left guard) — NEA 1975; AP 1978; PFW 1978.
 Jim Langer (center) — AP 1974-75, 1977; Writers 1974-77; NEA 1974-77; PFW 1974-77.
 Larry Little (right guard) — Writers 1971-75, 1977; AP 1971-75; PFW 1971-73, 1975; NEA 1972-73; FN 1972-74.
 Nat Moore (wide receiver) — AP 1977; Writers 1977.
 Earl Morrall (quarterback) — AP 1972.
 Tony Nathan (kick returner) — AP 1979.
 Jake Scott (free safety) — FN 1970-72; Writers 1973; AP 1973-74; PFW 1972, 1974.
 Bill Stanfill (defensive end) — AP 1972; Writers 1973; NEA 1973.
 Paul Warfield (wide receiver) — AP 1971, 1973; NEA 1971-72; Writers 1971; FN 1971; PFW 1971.
 Garo Yepremian (kicker) — Writers 1971, 1973; AP 1971, 1973; PFW 1971, 1973; FN 1971; NEA 1973.
 Delvin Williams (running back) — AP 1978.

NFL SECOND-TEAM SELECTIONS

Dick Anderson (strong safety) — Writers 1974.
 Bob Baumhower (defensive tackle) — AP 1979.
 Nick Buoniconti (middle linebacker) — AP 1972; Writers 1972; PFW 1973.
 Larry Csonka (fullback) — AP 1972; Writers 1972; NEA 1973.
 Vern Den Herder (defensive end) — FN 1972.
 Manny Fernandez (defensive tackle) — NEA 1973.
 Tim Foley (strong safety) — NEA 1979.
 Bob Griese (quarterback) — FN 1971.
 Bob Kuechenberg (left guard) — Writers 1975; FN 1975; NEA 1977-78.
 Jim Langer (center) — PFW 1973; AP 1976, 1978; NEA 1978.
 Larry Little (right guard) — FN 1971; NEA 1975, 1978; AP 1977-78.
 Earl Morrall (quarterback) — NEA 1972.
 Jake Scott (free safety) — Writers 1972; AP 1972; NEA 1972-73; FN 1973.
 Larry Seiple (punter) — FN 1973.
 Bill Stanfill (defensive end) — FN 1971, 1973-74; Writers 1974; NEA 1974; PFW 1973.
 Paul Warfield (wide receiver) — AP 1972; Writers 1973; NEA 1973; FN 1973; PFW 1973.
 Delvin Williams (running back) — NEA 1978.

KEY TO AWARDS — AP, Associated Press; UPI, United Press International; NEA, Newspaper Enterprise Association; SN, Sporting News; PFW, Pro Football Weekly; FN, Football News.

ALL-AFC SELECTIONS

(AP discontinued All-AFC in 1977)

Dick Anderson (strong safety) — AP 1972-73; UPI 1972-73; SN 1972-74; PFW 1973.
 Bob Baumhower (defensive tackle) — SN 1979; PFW 1979.
 Nick Buoniconti (middle linebacker) — AP 1972.
 Larry Csonka (fullback) — PFW 1970, 1973; AP 1972-73; UPI 1971-73; SN 1971-73.
 Vern Den Herder (defensive end) — AP 1972.
 Norm Evans (right tackle) — AP 1973; SN 1974.
 Manny Fernandez (defensive tackle) — SN 1971.
 Bob Griese (quarterback) — SN 1970-71, 1973; AP 1971; UPI 1971, 1977; PFW 1971, 1977.
 Bob Kuechenberg (left guard) — PFW 1974, 1978; SN 1975, 1978 (tackle).
 Jim Langer (center) — PFW 1973-77; AP 1974-76; UPI 1973-77; SN 1973-77.
 Larry Little (right guard) — AP 1971-75; UPI 1971-75; SN 1971-74; PFW 1971, 1973, 1975.
 Nat Moore (wide receiver) — PFW 1977; SN 1977; UPI 1977.
 Earl Morrall (quarterback) — AP 1972; SN 1972.
 Tony Nathan (punt returner) — SN 1979.
 Jake Scott (free safety) — FN 1970; AP 1971-75; UPI 1971-73, 1975; SN 1972-73, 1975; PFW 1974.
 Bill Stanfill (defensive end) — UPI 1971-74; AP 1972-74; SN 1972-74; PFW 1973.
 Paul Warfield (wide receiver) — AP 1971-73; UPI 1971, 1973; SN 1970-73; PFW 1971, 1973-74.
 Garo Yepremian (kicker) — PFW 1971, 1973; SN 1971, 1973; AP 1973.
 Delvin Williams (running back) — UPI 1978; SN 1978; PFW 1978.

PRO BOWL SELECTIONS

(Starters Capitalized)

1970 — RB Larry Csonka, QB Bob Griese, WR Paul Warfield.
 1971 — RB LARRY CSONKA, QB BOB GRIESE, G Larry Little, RB Mercury Morris, S Jake Scott (dnp), DE Bill Stanfill, WR PAUL WARFIELD.
 1972 — S Dick Anderson, LB Nick Buoniconti (dnp), RB Larry Csonka (dnp), OT Norm Evans, G LARRY LITTLE, RB Mercury Morris, S JAKE SCOTT, DE Bill Stanfill (dnp), WR Paul Warfield (dnp).
 1973 — S DICK ANDERSON, LB Nick Buoniconti, RB Larry Csonka (dnp), QB Bob Griese, C JIM LANGER, G LARRY LITTLE, OT Wayne Moore (dnp), RB Mercury Morris (dnp), S JAKE SCOTT, DE Bill Stanfill (dnp), WR Paul Warfield (dnp), K GARO YEPREMIAN.
 1974 — S DICK ANDERSON, RB Larry Csonka, OT Norm Evans, QB Bob Griese, G Bob Kuechenberg, C JIM LANGER, G LARRY LITTLE, DE BILL STANFILL, S Jake Scott (dnp), WR Paul Warfield.
 1975 — G BOB KUECHENBERG, C JIM LANGER, S JAKE SCOTT.
 1976 — C JIM LANGER.
 1977 — QB BOB GRIESE, G Bob Kuechenberg, C JIM LANGER, WR NAT MOORE.
 1978 — QB Bob Griese, G Bob Kuechenberg, C Jim Langer, RB DELVIN WILLIAMS, K GARO YEPREMIAN.
 1979 — DT BOB BAUMHOWER, LB Kim Bokamper, SS Tim Foley.


AMERICAN FOOTBALL LEAGUE ALL-STARS

1966 — DE Ed Cooke, LB Tom Erlandson, CB JIMMY WARREN, S Willie West.
 1967 — LB John Bramlett, WR Jack Clancy, QB Bob Griese, CB DICK WESTMORELAND.
 1968 — QB Bob Griese, RB JIM KILICK, WR Karl Noonan.
 1969 — LB NICK BUONICONTI, G Tom Goode, RB Jim Kilick, G Larry Little, DE Bill Stanfill, East Coach George Wilson.

DOLPHINS AWARDS BANQUET (voted by South Florida media)

Most Valuable Player

1966 — RB Joe Auer
1967 — QB Bob Griese
1968 — QB Bob Griese
1969 — LB Nick Buoniconti
1970 — QB Bob Griese and
WR Paul Warfield
1971 — QB Bob Griese
1972 — QB Earl Morrall
1973 — FB Larry Csonka
1974 — QB Bob Griese
1975 — C Jim Langer
1976 — LB Steve Towle
1977 — QB Bob Griese
1978 — RB Delvin Williams



1979 — FB Larry Csonka

THIRD-DOWN AWARD (most valuable, NEA, voted by players)

1966 — S Willie West	1973 — MLB Nick Buoniconti
1967 — C Tom Goode	1974 — QB Bob Griese
1968 — QB Bob Griese	1975 — QB Bob Griese
1969 — MLB Nick Buoniconti	1976 — WR Nat Moore
1970 — WR Paul Warfield	1977 — WR Nat Moore
1971 — FB Larry Csonka	1978 — RB Delvin Williams
1972 — FB Larry Csonka	1979 — DE Vern Den Herder

TOMMY FITZGERALD AWARD (outstanding rookie in training camp)

1969 — CB Lloyd Mumphord	1975 — S Barry Hill
1970 — LB Mike Kolen	1976 — LB Larry Gordon
1971 — WR Otto Stowe	1977 — DE A.J. Duhe and DT Bob Baumhower
1972 — S Charlie Babb	1978 — CB Gerald Small
1973 — WR Bo Rather	1979 — K Uwe von Schamann
1974 — WR Nat Moore	

COLLEGE ALL-STAR GAME, CHICAGO

1966 — S Frank Emanuel, Tennessee.
1967 — LB Jack Clancy, Michigan; QB Bob Griese, Purdue; OT Jim Riley, Oklahoma.
1968 — RB Jim Cox, Miami, Fla; RB LARRY CSOKKA, Syracuse (MVP); LB Jim Kilick, Wyoming.
1969 — QB Bob Heinz, Pacific; DE BILL STANFILL, Georgia.
1970 — None selected.
1971 — QB Ron Dickerson, Kansas State.
1972 — QB Mike Kadish, Notre Dame.
1973 — QB John Elway, Stanford; QB John Elway, Stanford; QB John Elway, Stanford.
1974 — QB Don Reese, Jackson State; RB Benny Malone, Arizona State; QB Chris White, Hawaii; Game cancelled during players' strike.
1975 — QB Larry Carlton, Tampa; QB-WR Freddie Solomon, Tampa; RB Stan Winfrey, Arkansas State.
1976 — LB Kim Bokamper, San Jose State; LB Larry Gordon, Arizona State; WR Duane Harris, New Mexico State.



Records

YEAR-BY-YEAR LEADERS

RUSHING						
	G	Att.	Yds.	Avg.	LG	TD
1966 Joe Auer	14	121	416	3.4	41	4
1967 Abner Haynes	10	56	274	4.9	65t	2
1968 Jim Klick	14	165	621	3.8	25	4
1969 Jim Klick	14	180	575	3.2	27	9
1970 Larry Csonka	14	193	874	4.5	53	6
1971 Larry Csonka	14	195	1051	5.4	28	7
1972 Larry Csonka	14	213	1117	5.2	45	6
1973 Larry Csonka	14	219	1003	4.6	25	5
1974 Larry Csonka	12	197	749	3.8	24	9
1975 Mercury Morris	14	219	875	4.0	49	4
1976 Benny Malone	14	186	797	4.3	31	4
1977 Benny Malone	14	129	615	4.8	66t	5
1978 Delvin Williams	16	272	1258	4.6	58t	8
1979 Larry Csonka	16	220	837	3.8	22	12

RECEIVING						
	G	No.	Yds.	Avg.	LG	TD
1966 Dave Kocourek	14	27	320	11.9	43	2
1967 Jack Clancy	14	67	868	13.0	44	2
1968 Karl Noonan	14	58	760	13.1	50	11
1969 Larry Seiple	13	41	577	14.1	41t	5
1970 Jim Klick	14	42	497	11.8	47	0
1971 Paul Warfield	14	43	996	23.2	86t	11
1972 Paul Warfield	12	29	606	20.9	47	3
1973 Marlin Briscoe	14	30	447	14.9	53	2
1974 Nat Moore	13	37	605	16.4	48	2
1975 Nat Moore	14	40	705	17.6	79t	4
1976 Nat Moore	9	33	625	18.9	67t	4
1977 Nat Moore	14	52	765	14.7	73t	12
1978 Nat Moore	16	48	645	13.5	47	10
1979 Nat Moore	16	48	840	17.5	53	6

SCORING						
	TDs	Run	Rec	PATs	FGs	TP
1966 Joe Auer	9	5	4	0-0	0-0	54
Gene Mingo	0	0	0	23-23	10-22	53
1967 Booth Lusteg	0	0	0	18-18	7-12	39
1968 Karl Noonan	11	0	11	0-0	0-0	66
1969 Karl Kremser	0	0	0	26-27	13-22	65
Jim Klick	10	9	1	0-0	0-0	60
1970 Garo Yepremian	0	0	0	31-31	22-29	97
1971 Garo Yepremian	0	0	0	33-33	28-40	117
Paul Warfield	11	0	11	0-0	0-0	66
1972 Garo Yepremian	0	0	0	43-45	24-37	115
Mercury Morris	12	12	0	0-0	0-0	72
1973 Garo Yepremian	0	0	0	38-38	25-37	113
Paul Warfield	11	0	11	0-0	0-0	66
1974 Garo Yepremian	0	0	0	43-43	8-15	67
Larry Csonka	9	9	0	0-0	0-0	54
1975 Garo Yepremian	0	0	0	40-46	13-16	79
Don Nottingham	12	12	0	0-0	0-0	72
1976 Garo Yepremian	0	0	0	29-31	16-23	77
1977 Nat Moore	13	1	12	0-0	0-0	78
Garo Yepremian	0	0	0	37-41	10-22	67
1978 Garo Yepremian	0	0	0	41-45	19-23	98
Nat Moore	10	0	10	0-0	0-0	60
1979 Uwe von Schamann	0	0	0	36-40	21-29	99
Larry Csonka	13	12	1			78

136


PASSING						
	G	Att.	Com.	Yds.	Pct.	TD Intc.
1966 Dick Wood	10	230	83	993	36.1	4 14
1967 Bob Griese	12	331	166	2005	50.2	15 18
1968 Bob Griese	13	355	186	2473	52.4	21 16
1969 Bob Griese	9	252	121	1695	48.0	10 16
1970 Bob Griese	14	245	142	2019	58.0	12 17
1971 Bob Griese	14	263	145	2089	55.1	19 9
1972 Earl Morall	14	150	83	1360	55.3	11 7
1973 Bob Griese	13	218	116	1422	53.2	17 8
1974 Bob Griese	13	253	152	1968	60.1	16 15
1975 Bob Griese	10	191	118	1693	61.8	14 13
1976 Bob Griese	13	272	162	2097	59.6	11 12
1977 Bob Griese	14	307	180	2252	58.6	22 13
1978 Bob Griese	11	235	148	1791	63.0	11 11
1979 Bob Griese	14	310	176	2160	56.8	14 16

PUNT RETURNS					
	No.	Yds.	Avg.	Long	TD
1966 Joe Auer	5	99	19.8	56	0
1967 Abner Haynes	6	37	6.2	20	0
1968 Bob Neff	8	71	8.9	20	0
1969 Mercury Morris	25	172	6.9	38	0
1970 Jake Scott	27	290	10.7	77t	1
1971 Jake Scott	33	318	9.6	31	0
1972 Charlie Leigh	22	210	9.5	27	0
1973 Jake Scott	22	266	12.1	33	0
1974 Jack Scott	31	346	11.2	30	0
1975 Freddie Solomon	26	320	12.3	50t	1
1976 Freddie Solomon	13	205	15.8	79t	1
1977 Freddie Solomon	32	285	8.9	39	0
1978 Jimmy Cefalo	28	232	8.3	26	0
1979 Tony Nathan	28	306	10.9	86t	1

KICKOFF RETURNS					
	No.	Yds.	Avg.	Long	TD
1966 Joe Auer	28	698	24.9	95t	1
1967 Bob Neff	15	351	23.4	69	0
1968 Gene Milton	18	408	22.7	74	0
1969 Mercury Morris	43	1136	26.4	105t	1
1970 Mercury Morris	28	812	29.0	96t	1
1971 Mercury Morris	15	423	28.2	94t	1
1972 Mercury Morris	14	334	23.9	33	0
1973 Charlie Leigh	9	251	27.9	51	0
1974 Nat Moore	22	587	26.7	40	0
1975 Freddie Solomon	17	348	20.5	31	0
1976 Duriel Harris	17	559	32.9	69	0
1977 Gary Davis	14	414	29.6	73	0
1978 Duriel Harris	29	657	22.7	53	0
1979 Tony Nathan	45	1016	22.6	43	0

INTERCEPTIONS					
	No.	Yds.	Avg.	Long	TD
1966 Willie West	8	62	7.8	27	0
1967 Dick Westmoreland	10	127	12.7	29	1
1968 Dick Anderson	8	230	28.8	96t	1
1969 Lloyd Mumphord	5	102	20.4	51	0
1970 Dick Anderson	8	191	23.9	86	0
1971 Jake Scott	7	34	4.9	21	0
1972 Jake Scott	5	73	14.6	31	0
1973 Dick Anderson	8	163	20.4	38t	2
1974 Jake Scott	8	75	9.4	30	0
1975 Jake Scott	6	60	10.0	38	0
1976 (four players)	(two interceptions)				
1977 Curtis Johnson	4	35	8.8	19	0
1978 Tim Foley	6	12	2.0	8	0
1979 Neal Colzie	5	86	17.2	56	0
Gerald Small	5	74	14.8	40	0

137



Duriel Harris soared to record 180 yards on 10 catches Oct. 28, 1979 vs. Green Bay.

OUTSTANDING PERFORMANCES

300-YARD PASSING TOTALS

Player	Date	Opponent	Att.	Com.	Yds.	TD	Int.	Long
Bob Griese	11/20/78	at Houston	33	23	349	2	1	47
Bob Griese	9/14/69	at Cincinnati	39	19	327	1	2	50
Don Strock	12/15/79	NEW YORK JETS	41	26	322	1	2	38
John Stofa	12/18/66	HOUSTON	38	22	307	4	2	48t
Bob Griese	10/17/76	KANSAS CITY	35	25	306	1	2	39


21 BEST RECEIVING PERFORMANCES

Player	Date	Opponent	No.	Yds.	TD	Long
Duriel Harris	10/28/79	GREEN BAY	10	180	1	37t
Bo Roberson	12/ 4/66	at Denver	6	161	0	71
Paul Warfield	11/14/71	PITTSBURGH	3	158	3	86t
Paul Warfield	9/19/71	at Denver	6	146	1	36
Nat Moore	12/17/77	BUFFALO	5	144	1	67
Paul Warfield	12/25/71	at Kansas City	7	140	0	35
Otto Stowe	11/27/72	ST. LOUIS	6	140	2	37t
Paul Warfield	11/17/74	BUFFALO	4	139	1	54
Paul Warfield	12/10/72	at N.Y. Giants	4	132	1	44
Bo Roberson	9/18/66	at Buffalo	5	128	1	54t
Marlin Briscoe	11/12/72	NEW ENGLAND	4	128	2	51t
Nat Moore	9/30/79	at New York Jets	8	127	1	36
Duriel Harris	10/ 9/77	at Baltimore	4	127	0	47
Jack Clancy	12/ 3/67	at Houston	7	126	1	44t
Paul Warfield	1/ 2/72	BALTIMORE	2	125	1	75t
Howard Twilley	11/ 3/68	at San Diego	7	124	1	38
Nat Moore	10/10/76	at Baltimore	3	124	1	67t
Paul Warfield	10/10/70	at New York Jets	5	122	1	40
Nat Moore	9/23/79	CHICAGO	5	121	0	53
Mel Baker	12/15/74	NEW ENGLAND	4	121	2	46t
Paul Warfield	10/ 3/70	OAKLAND	3	120	2	54t


30 BEST RUSHING PERFORMANCES

Player	Date	Opponent	Att.	Yds.	TD	Long
*Mercury Morris	9/30/73	NEW ENGLAND	15	197	3	70
Gary Davis	12/17/77	BUFFALO	26	172	1	60t
Abner Haynes	9/17/67	DENVER	12	151	2	65t
Larry Csonka	1/13/74	Minnesota	33	145	2	14
Mercury Morris	11/11/73	BALTIMORE	12	144	2	53
Delvin Williams	11/12/78	at Buffalo	26	144	2	26t
Leroy Harris	12/ 5/77	BALTIMORE	17	140	1	77t
Benny Malone	10/ 9/77	at Baltimore	12	139	2	62t
Larry Csonka	10/24/71	at NY Jets	20	137	2	21
Delvin Williams	9/17/78	BUFFALO	24	135	1	18t
Mercury Morris	10/ 5/75	at Green Bay	31	125	0	11
Mercury Morris	10/26/75	at Buffalo	20	124	0	35
Larry Csonka	12/ 2/74	CINCINNATI	24	123	0	24
Larry Csonka	11/ 9/69	at New England	16	121	1	54t
Jim Klink	10/24/71	at NY Jets	17	121	0	24
Don Nottingham	9/28/75	at New England	16	120	1	40
Delvin Williams	9/ 3/78	at NY Jets	11	119	1	58t
Benny Malone	10/31/76	NEW ENGLAND	21	119	0	17
Larry Csonka	9/17/72	at Kansas City	21	118	1	17
Benny Malone	10/24/76	at Tampa Bay	22	118	1	28
Larry Csonka	12/30/73	OAKLAND	29	117	3	14
Mercury Morris	11/ 7/71	BUFFALO	13	116	1	45
Delvin Williams	10/22/78	at New England	19	116	1	24
Larry Csonka	12/ 6/70	NEW ENGLAND	12	115	1	30
Larry Csonka	12/21/74	at Oakland	24	114	0	15
Larry Csonka	11/27/72	ST. LOUIS	16	114	0	20
Larry Csonka	10/15/73	at Cleveland	21	114	2	13
Mercury Morris	10/18/75	at NY Jets	16	114	1	49
Mercury Morris	12/ 3/72	at New England	15	113	0	20
Larry Csonka	1/14/73	Washington	15	112	0	8

*Single-game record by two rushers, 277 yards, includes Larry Csonka 18 for 80



Gary Davis stampeded 172 yards against Buffalo Dec. 17, 1977 with 60-yard touchdown.



Tim Foley has 22 career interceptions.

INDIVIDUAL RECORDS

1966-77: 14 games 1978-79: 16 games

SCORING

Total Points

Career

830	Garro Yepremian (1970-78), 335 XPs, 165 FGs
342	Larry Csonka (1968-74, 79), 57 TDs
234	Nat Moore (1974-79), 39 TDs
198	Paul Warfield (1970-74), 33 TDs
198	Mercury Morris (1969-75), 33 TDs

Season

117	Garro Yepremian (1971), 33 XPs, 28 FGs
115	Garro Yepremian (1972), 43 XPs, 24 FGs

Game

24	Paul Warfield (12-15-73 vs. Detroit), 4 TDs
----	---

Touchdowns

Career

57	Larry Csonka (1968-74, 79), 53 run, 4 pass
39	Nat Moore (1974-79), 38 pass, 1 run
33	Paul Warfield (1970-74), 33 pass
33	Mercury Morris (1969-75), 29 run, 1 pass, 3 return

Season

13	Larry Csonka (1979), 12 run, 1 pass
13	Nat Moore (1977), 12 pass, 1 run
12	Don Nottingham (1975), 12 run
12	Mercury Morris (1972), 12 run

Game

4	Paul Warfield (12-15-73 vs. Detroit), 4 pass
---	--

Field Goals Made

Career

165	Garro Yepremian (1970-78), 242 attempts
-----	---

Season

28	Garro Yepremian (1971), 40 attempts
25	Garro Yepremian (1973), 37 attempts

Game

5	Garro Yepremian (9-26-71 vs. Buffalo), 6 attempts
4	Garro Yepremian (9-16-73 vs. San Francisco), try 4
4	Garro Yepremian (10-18-70 at Buffalo), 4 attempts

Per Cent

82.6	Garro Yepremian (1978), 19 of 23
81.3	Garro Yepremian (1975), 13 of 16

Longest

54	Garro Yepremian (10-22-72 vs Buffalo)
53	Garro Yepremian (12-5-76 vs. Buffalo)
53	Garro Yepremian (9-16-73 vs. San Francisco)
53	Uwe von Schamann (10-21-79 at New England)

Field Goal Yardage

Career

5,244	Garro Yepremian (1970-78), 165 of 242
-------	---------------------------------------

Season

802	Garro Yepremian (1971), 28 of 40
760	Garro Yepremian (1973), 25 of 37

Game

165	Garro Yepremian (10-18-70 at Buff) 46, 42, 47, 30
151	Garro Yepremian (9-16-73 vs. SF) 31, 53, 45, 22

Extra Points Made

Career

335	Garro Yepremian (1970-78), 351 attempts
-----	---

Season

43	Garro Yepremian (1972), 45 attempts
43	Garro Yepremian (1974), 43 attempts

Game

7	Garro Yepremian (11-12-72 vs. New England), try 7
7	Garro Yepremian (11-24-77 at St. Louis), try 8

RUSHING

Total Yards

Career

6,737	Larry Csonka (1968-74, 79)
3,877	Mercury Morris (1969-75)
3,644	Jim Klick (1968-74)

Season

1,258	Delvin Williams (1978), 4.6 per carry
1,117	Larry Csonka (1972), 5.2 per carry
1,051	Larry Csonka (1971), 5.4 per carry
1,003	Larry Csonka (1973), 4.6 per carry
1,000	Mercury Morris (1972), 5.3 per carry

Game

197	Mercury Morris (9-30-73 vs. New England) on 15
172	Gary Davis (12-17-77 vs. Buffalo) on 26
151	Abner Haynes (9-17-67 vs. Denver) on 12
*145	Larry Csonka (1-13-74 vs Minnesota) on 33
144	Delvin Williams (11-12-78 at Buffalo) on 26
144	Mercury Morris (11-11-73 vs. Baltimore) on 12
140	Leroy Harris (12-5-77 vs. Baltimore) on 17

Rushing Attempts

Career

1,506	Larry Csonka (1968-74, 79)
997	Jim Klick (1968-74)
754	Mercury Morris (1969-75)

Season

272	Delvin Williams (1978)
220	Larry Csonka (1979)

Game

*33	Larry Csonka (1-13-74 vs. Minnesota)
31	Mercury Morris (10-5-75 vs. Green Bay)
*29	Larry Csonka (12-30-73 vs. Oakland)

*playoff game

Touchdowns Rushing

Career

53	Larry Csonka (1968-74, 79)
29	Mercury Morris (1969-75)
28	Jim Klick (1968-74)

Season

12	Mercury Morris (1972)
12	Don Nottingham (1975)
12	Larry Csonka (1979)

Game	
3	Larry Csonka (11-29-79 vs. New England), 1, 1, 1
3	Larry Csonka (9-23-79 vs. Chicago), 12, 9, 1
3	Larry Csonka (12-30-73 vs. Oakland), 11, 2, 2
3	Don Nottingham (10-5-75 at Green Bay), 11, 1, 11
3	Don Nottingham (10-26-75 at Buffalo), 1, 1, 1
3	Don Nottingham (11-3-74 vs. Atlanta), 1, 2, 1
3	Mercury Morris (9-30-73 vs. New England), 24, 70, 35
3	Mercury Morris (11-12-72 vs. New England), 4, 4, 6
3	Jim Klick (12-20-70 vs. Buffalo), 4, 2, 2

Rushing Average

Career	
5.1	Mercury Morris (1969-75), 754 attempts
4.5	Larry Csonka (1968-74, 79), 1,506 attempts

Season	
6.4	Mercury Morris (1973), 149-954
5.4	Larry Csonka (1971), 195-1,051

x-Game	
13.1	Mercury Morris (9-30-73 vs. New England), 15-197
12.6	Abner Haynes (9-17-67 vs. Denver), 12-151

x-10 or more attempts

Longest Runs

77t	Leroy Harris (12-5-77 vs. Baltimore)
70t	Mercury Morris (9-30-73 vs. New England)
70	Mercury Morris (10-15-73 at Cleveland)
66t	Benny Malone (10-9-77 at Baltimore)
65t	Gary Davis (9-17-78 vs. Buffalo)
65t	Abner Haynes (9-17-67 vs. Denver)
63	Norm Bulaich (9-10-78 at Baltimore)
60t	Gary Davis (12-17-77 vs. Buffalo)
58t	Delvin Williams (9-3-78 at NY Jets)
57	Gary Davis (12-5-76 vs. Buffalo)
56	Jim Klick (11-15-70 vs. New Orleans)
56	Don Nottingham (12-7-75 vs. Buffalo)

PASSING

Total Yards

Career	
24,302	Bob Griese (1967-79)

Season	
2,473	Bob Griese (1968)
2,252	Bob Griese (1977)

Game	
349	Bob Griese (11-20-78 at Houston)
327	Bob Griese (9-14-69 at Cincinnati)
322	Don Strock (12-15-79 vs. NY Jets)
307	John Stofa (12-18-66 vs. Houston)
306	Bob Griese (10-17-76 vs. Kansas City)

Playoffs	
263	Bob Griese (12-25-71 at Kansas City)

Pass Attempts

Career	
3,329	Bob Griese (1967-79)

Season	
355	Bob Griese (1968), 186 completions
331	Bob Griese (1967), 166 completions
310	Bob Griese (1979), 176 completions

Game	
53	Dick Wood (11-27-66 vs. New England), comp 17
45	Bob Griese (10-19-69 at Kansas City), comp 21
45	Bob Griese (9-30-79 at NY Jets), comp 22

Pass Completions

Career	
1,865	Bob Griese (1967-79)

Season	
186	Bob Griese (1968), 355 attempts
180	Bob Griese (1977), 307 attempts
176	Bob Griese (1979), 310 attempts

Game	
25	Bob Griese (10-17-76 vs. Kansas City) of 35
23	Bob Griese (9-21-68 vs. Oakland) of 40
23	Bob Griese (11-20-78 at Houston) of 33

Playoffs	
20	Bob Griese (12-25-71 at Kansas City) of 35

Touchdown Passes

Career	
186	Bob Griese (1967-79)

Season	
22	Bob Griese (1977) of 180 completions
21	Bob Griese (1968) of 186 completions
19	Bob Griese (1971) of 145 completions

Game	
6	Bob Griese (11-24-77 at St. L.) 4, 7, 9, 28, 17, 37
4	Bob Griese (10-17-71 vs. New Eng) 22, 32, 14, 14
4	Bob Griese (12-15-73 vs. Detroit) 21, 7, 16, 4
4	Bob Griese (11-2-69 at NY Jets) 5, 29, 11, 9
4	John Stofa (12-18-66 vs. Houston) 27, 48, 4, 14

Passes Had Intercepted

Career	
168	Bob Griese (1967-79)

Season	
18	Bob Griese (1967), 331 attempts
17	Bob Griese (1970), 245 attempts

Game	
5	Rick Norton (11-23-69 vs. Houston)
5	Bob Griese (12-23-67 vs. Houston) 41 attempts

Lowest Interception Rate

x-Season	
3.4	Bob Griese (1971), 9 of 263
3.7	Bob Griese (1973), 8 of 218
4.2	Bob Griese (1977), 13 of 307

x-150 or more attempts

Completion Per Cent

Career	
56.0	Bob Griese (1967-79), 1,865 of 3,329
53.8	Earl Morrall (1972-76), 153 of 284

Season	
63.0	Bob Griese (1978), 148 of 235
61.8	Bob Griese (1975), 118 of 191
60.1	Bob Griese (1974), 152 of 253

x-Game	
92.3	Bob Griese (12-18-78 vs. New Eng), 12 of 13
82.4	Earl Morrall (12-1-75 vs. New Eng), 14 of 17
81.0	Bob Griese (10-22-67 vs. NY Jets), 17 of 21
80.0	Bob Griese (11-6-77 at NY Jets), 12 of 15
80.0	Don Strock (12-7-75 vs. Buffalo), 12 of 15

x-12 or more completions

Longest Pass Plays

86t	Bob Griese to Paul Warfield (11-14-71 vs. Pittsburgh)
80t	George Wilson to Bo Roberson (10-23-66 at Houston)
79t	Bob Griese to Nat Moore (11-2-75 at Chicago)
75t	Bob Griese to Paul Warfield (1-2-72 vs. Baltimore)
74t	Bob Griese to Paul Warfield (10-31-71 at Los Angeles)
73t	Bob Griese to Nat Moore (9-25-77 at San Francisco)
71	Dick Wood to Bo Roberson (12-4-66 at Denver)
68t	Bob Griese to Joe Auer (9-17-67 vs. Denver)

PASS RECEIVING

Total Receptions

Career

258	Nat Moore (1974-79)
221	Jim Klick (1968-74)
212	Howard Twilley (1966-76)
156	Paul Warfield (1970-74)
143	Duriel Harris (1976-79)

Season

67	Jack Clancy (1967), 868 yards
58	Karl Noonan (1968), 760 yards
52	Nat Moore (1977), 765 yards

x-Game

10	Duriel Harris (10-28-79 vs. Green Bay), 180 yards
8	Nat Moore (9-30-79 at NY Jets), 127 yards
9	Marlin Briscoe (9-15-74 at New Eng), 113 yards
8	Jack Clancy (11-19-67 at Oakland), 114 yards
8	Larry Seiple (11-16-69 at Buffalo), 106 yards
8	Howard Twilley (10-17-76 vs. KC), 104 yards

x-minimum 100 yards

Total Receiving Yards

Career

4,186	Nat Moore (1974-79), 16.2 per catch
3,355	Paul Warfield (1970-74), 21.5 per catch
3,064	Howard Twilley (1966-76), 14.4 per catch
2,425	Duriel Harris (1976-79), 17.0 per catch

Season

996	Paul Warfield (1971), 43 receptions
868	Jack Clancy (1967), 67 receptions
840	Nat Moore (1979), 48 receptions
798	Duriel Harris (1979), 42 receptions

Game

180	Duriel Harris (10-28-79 vs. Green Bay), 10 receptions
161	Bo Roberson (12-4-66 at Denver), 6 receptions
158	Paul Warfield (11-14-71 vs. Pittsburgh), 3 receptions
146	Paul Warfield (9-19-71 at Denver), 6 receptions
144	Nat Moore (12-17-77 vs. Buffalo), 5 receptions

Touchdowns Receiving

Career

38	Nat Moore (1974-79), 258 receptions
33	Paul Warfield (1970-74), 156 receptions
23	Howard Twilley (1966-76), 212 receptions
23	Jim Mandich (1970-77), 121 receptions

Season

12	Nat Moore (1977), 52 receptions
11	Paul Warfield (1973), 29 receptions
11	Paul Warfield (1971), 43 receptions
11	Karl Noonan (1968), 58 receptions

Game

4	Paul Warfield (12-15-73 vs. Detroit)
---	--------------------------------------

RUSHING-RECEIVING

Career

7,425	Larry Csonka (1968-74, 79), 6,737 and 688
5,854	Jim Klick (1968-74), 3,644 and 2,210
4,414	Nat Moore (1974-79), 228 and 4,186
4,368	Mercury Morris (1969-75), 3,877 and 491

Season

1,450	Delvin Williams (1978), 1,258 and 192
1,168	Mercury Morris (1972), 1,000 and 168
1,165	Larry Csonka (1972), 1,117 and 48
1,164	Larry Csonka (1971), 1,051 and 113
1,155	Jim Klick (1970), 658 and 497

Game

197	Mercury Morris (9-30-73 vs. New England), 197-0
188	Gary Davis (12-17-77 vs. Buffalo), 172-16
174	Paul Warfield (11-14-71 vs. Pittsburgh), 18-158
173	Freddie Solomon (12-5-76 vs. Buffalo), 59-114
166	Gary Davis (11-24-77 at St. Louis), 104-62

COMBINED YARDAGE

Career

7,486	Mercury Morris (1969-75), 3,118 return yards
7,425	Larry Csonka (1968-74, 79), no return yards
5,854	Jim Klick (1968-74), no return yards
5,571	Nat Moore (1974-79), 1,157 return yards

Season

1,603	Tony Nathan (1979), 1,322 return yards
1,502	Mercury Morris (1972), 334 return yards
1,483	Mercury Morris (1969), 1,308 return yards
1,476	Joe Auer (1966), 797 return yards

Game

302	Mercury Morris (11-1-70 at Baltimore) 8-89 rush, 3-68 pass, 6-145 kickoff returns
254	Freddie Solomon (10-9-77 at Baltimore) 4-171 kickoff returns, 4-51 pass, 3-32 punt returns
252	Freddie Solomon (12-5-76 vs. Buffalo) 1-59t rush, 5-114 pass, 1-79t punt return

PUNTING

Total Punts

Career

633	Larry Seiple (1967-77) 25,347 yards
-----	-------------------------------------

Season

81	George Roberts (1978), 40.3 average
80	Larry Seiple (1969), 40.8 average

Game

10	George Wilson, Jr. (9-9-66 vs. NY Jets), 483 yards
9	Larry Seiple (9-18-77 at Buffalo), 325 yards

Average Yards

Career

40.0	Larry Seiple (1967-77)
------	------------------------

Season

42.3	Larry Seiple (1973), 48 punts
42.1	George Wilson, Jr. (1966), 42 punts
41.6	Larry Seiple (1967), 70 punts

x-Game

52.0	Larry Seiple (10-7-73 vs. NY Jets), 4-208
48.6	George Roberts (12-24-78 vs. Houston), 5-243
48.4	Larry Seiple (9-24-67 vs. Kansas City), 5-242

x-4 or more punts

Longest Punts

73	Larry Seiple (11-14-71 vs. Pittsburgh) to end zone
70	Larry Seiple (10-1-67 at NY Jets)
68	George Roberts (10-28-79 vs. Green Bay) to 11

PUNT RETURNS

Total Returns

Career

127	Jake Scott (1970-75)
71	Freddie Solomon (1975-77)
46	Dick Anderson (1968-74, 76-77)

Season

33	Jake Scott (1971), 9.6 average
32	Freddie Solomon (1977), 8.9 average
31	Jake Scott (1974), 11.2 average

Game

7	Mercury Morris (10-19-69 at KC), 17.6 average
6	Jake Scott (11-10-74 at New Orleans), 16.5 avg.
6	Freddie Solomon (12-5-77 vs. Baltimore), 9.3 avg.

Punt Return Yardage

Career

1,330 Jake Scott (1970-75)
810 Freddie Solomon (1975-77)

Season

346 Jake Scott (1974), 11.2 average
320 Freddie Solomon (1975), 12.3 average

Game

123 Mercury Morris (10-19-69 at KC) on 7
99 Jake Scott (11-10-74 at New Orleans) on 6

Longest Punt Returns

86t Tony Nathan (10-14-79 vs. Buffalo)
79t Freddie Solomon (12-5-76 vs. Buffalo)
77t Jake Scott (11-22-70 vs. Baltimore)
56 Joe Auer (11-6-66 vs. Buffalo), clip on 68t
50t Freddie Solomon (11-9-75 vs. NY Jets)

Average Yards

Career

11.4 Freddie Solomon (1975-77), 71 returns
10.5 Jake Scott (1970-75), 127 returns

x-Season

12.3 Freddie Solomon (1975), 26 returns
12.1 Jake Scott (1973), 22 returns

x-14 or more returns

Game

18.8 Charlie Babb (11-23-75 vs. Baltimore), 4-75
17.6 Mercury Morris (10-19-69 at Kansas City), 7-123
16.5 Jake Scott (11-10-74 at New Orleans), 6-99

Fair Catches

Career

55 Jake Scott (1970-75) of 182 punts

Season

18 Jake Scott (1971) of 51 punts

Game

6 Jake Scott (12-20-70 vs. Buffalo) of 8 punts

KICKOFF RETURNS

Total Returns

Career

111 Mercury Morris (1969-73)

Season

45 Tony Nathan (1979), 22.6 average
43 Mercury Morris (1969), 26.4 average

Game

6 Mercury Morris (11-1-70 at Baltimore), 24.1 avg.
6 Gene Milton (9-21-68 vs. Oakland), 34.0 avg.

Kickoff Return Yardage

Career

2,947 Mercury Morris (1969-73)

Season

1,136 Mercury Morris (1969), 26.4 average
1,016 Tony Nathan (1979), 22.6 average
812 Mercury Morris (1970), 29.0 average
698 Joe Auer (1966), 24.9 average

Game

204 Gene Milton (9-21-68 vs. Oakland), long 73
171 Freddie Solomon (10-9-77 at Baltimore), long 90t
147 Joe Auer (9-18-66 at Buffalo), long 45
146 Nat Moore (9-15-74 at New England), long 38
145 Mercury Morris (11-1-70 at Baltimore), long 33

Longest Kickoff Returns

105t Mercury Morris (9-14-69 at Cincinnati)
96t Mercury Morris (12-6-70 vs. New England)
95t Joe Auer (9-2-66 vs. Oakland)
95 Bobby Neff (9-14-68 vs. Houston)
94t Mercury Morris (12-5-71 at New England)

Average Yards

Career

26.6 Mercury Morris (1969-73), 111 returns

Season

32.9 Duriel Harris (1976), 17 returns
29.6 Gary Davis (1977), 14 returns
29.0 Mercury Morris (1970), 28 returns

x-Game

42.8 Freddie Solomon (10-9-77 at Baltimore), 4-171
34.0 Gene Milton (9-21-68 vs. Oakland), 6-204

x-4 or more returns

INTERCEPTIONS

Total Interceptions

Career

35 Jake Scott (1970-75)
34 Dick Anderson (1968-74, 76-77)
22 Tim Foley (1970-79)
22 Curtis Johnson (1970-78)

Season

10 Dick Westmoreland (1967), 127 yards
8 Dick Anderson (1968, 1970, 1973)
8 Jake Scott (1974), 75 yards
8 Willie West (1966), 62 yards

Game

4 Dick Anderson (12-3-73 vs. Pitt), 121 yards
3 Willie West (10-23-66 at Houston), 49 yards
3 Dick Westmoreland (11-26-67 vs. Buffalo)
3 Charlie Babb (9-22-75 vs. Oakland), 18 yards
3 Curtis Johnson (11-3-75 at NY Jets), 25 yards
3 Larry Gordon (12-10-78 vs. Oakland), 35 yards

Interception Yardage

Career

792 Dick Anderson (1968-74, 76-77), 23.3 average
425 Jake Scott (1970-75), 12.1 average
231 Gerald Small (1978-79), 25.7 average

Season

230 Dick Anderson (1968), 8 for 28.8 avg.
198 Jimmy Warren (1966), 5 for 39.6 avg.
191 Dick Anderson (1970), 8 for 23.9 avg.

Game

121 Dick Anderson (12-3-73 vs. Pittsburgh) on 4
109 Dick Anderson (11-24-68 at New England) on 2

Longest Interception Returns

96t Dick Anderson (11-24-68 at New Eng), Tom Sherman
86 Dick Anderson (12-20-70 vs. Buffalo), Dennis Shaw
70t Jimmy Warren (11-13-66 at KC), Len Dawson
*62t Dick Anderson (1-2-72 vs. Baltimore), John Unitas
56 Neal Colzie (11-29-79 vs. New Eng), Steve Grogan
*55 Jake Scott (1-14-73 vs. Washington), Bill Kilmer
53t Norris Thomas (9-10-78 at Baltimore), Bill Troup

Touchdown Interceptions

3 Dick Anderson (1968-74), 96, 27, 38
2 Dick Westmoreland (1968-69), 39, 19
2 Bill Stanfill (1969-76), 15, 17

MISCELLANEOUS RETURNS

Blocked FG

51t Lloyd Mumford (12-6-70 vs. New Eng), Capelletti
47t Curtis Johnson (12-19-71 vs. Green Bay), Webster

Blocked Punt

8t Tim Foley (11-11-73 vs. Baltimore), David Lee
5t Tim Foley (11-11-73 vs. Baltimore), David Lee
*5t Charlie Babb (12-24-72 vs. Cleveland), Don Cockroft

Short FG Attempt

50 Jake Scott (12-6-70 vs. New Eng), Gino Capelletti
28 Jake Scott (9-20-70 at New Eng), Gino Capelletti

Fumble Recovery

68 A.J. Duhe (10-15-78 at San Diego), Dan Fouts
35t Dick Anderson (10-15-72 vs. San Diego), Mike Garrett
22 Charlie Babb (11-24-77 at St. Louis), Terry Metcalf
20 Larry Gordon (12-15-79 vs. NY Jets), Jerome Barkum
20 Jake Scott (12-16-72 vs. Baltimore), Lydell Mitchell
18 Steve Towle (12-5-77 vs. Baltimore), Ron Lee
13t Bob Baumhower (10-9-78 vs. Cincy), Dave Turner

*playoff games

DOLPHIN TEAM RECORDS

SCORING

Most Points Scored
Season 385 (1972)
Game 55 (11-24-77 at St. Louis)

Most Points Allowed
Season 407 (1967)
Game 58 (9-18-66 at Buffalo)

Fewest Points Scored
Season 213 (1966)
Game 0 (six times, last 1970)

Fewest Points Allowed
Season 150 (1973)
Game 0 (14 times, last 1979)

Most Points, Both Teams
82 at Buffalo 58, Miami 24 (9-18-66)
73 at Baltimore 45, Miami 28 (10-9-77)
73 at Miami 41, Boston 32 (12-17-67)
72 at Miami 45, Buffalo 27 (12-5-76)

Fewest Points, Both Teams
12 at Miami 9, Kansas City 3 (10-20-74)
13 Miami 13, at Buffalo 0 (9-18-77)
15 Houston 9, at Miami 6 (11-5-79)

Most Decisive Win
52 (52-0 vs New Eng 11-12-72)
44 (44-0 vs Balt 11-11-73)
43 (43-0 at NY Jets 10-19-75)

Most Touchdowns Scored
Season 46 (1975)
Game 8 (11-24-77 at St. Louis)

Most Touchdowns Allowed
Season 53 (1967)
Game 8 (9-18-66 at Buffalo)

Fewest Touchdowns Scored
Season 26 (1966)
Game 1 (1970, 1975, 1976, 1979)

Fewest Touchdowns Allowed
Season 15 (1973)
Game 21 (1972)

Most Touchdowns By:
Rushing 26 (1972 and 1975)
Game 4 (five times)
Passing 24 (1978)
Game 6 (11-24-77 at St. Louis)
Intercept 4 (1966)
Game 2 (12-3-73 vs Pittsburgh)
KO Return 1 (six times, last 1977)
Punt Return 1 (1970, 1975, 1976, 1979)
Block Punt 2 (1973)

Fewest Touchdowns By:
Rushing 5 (1966)
Passing 12 (1969)

Most TDs Allowed By:
Rushing 19 (1968)
Game 4 (9-18-66 at Buffalo)
Game 4 (11-20-78 at Houston)
Passing 31 (1967)
Game 5 (three times)
Intercept 3 (1967, 1969, 1979)
KO Return 1 (1966, 1970, 1975)
Punt Return 1 (1966, 1970, 1975)

Fewest TDs Allowed By:
Rushing 8 (1972)
Game 9 (1979)
Passing 5 (1973)
Most PATs Scored
Season 43 (1972 and 1974)
Game 7 (11-12-72 vs New Eng)
Game 7 (11-24-77 at St. Louis)

Most PATs, Opponent
Season 47 (1967)
Game 7 (9-18-66 at Buffalo)

Most FGs Scored
Season 28 (1971)
Game 5 (9-26-71 at Buffalo)

Score by Quarters, Dolphins

1st — 21 (12-20-70 vs Buffalo)
21 (10-2-77 vs Houston)
2nd — 28 (12-17-67 vs Boston)
24 (10-23-77 vs Seattle)
24 (10-29-78 vs Baltimore)
3rd — 21 (11-3-74 vs Atlanta)
4th — 21 (9-30-73 vs New England)
21 (9-23-74 at San Diego)

Score by Quarters, Opponents
1st — 24 (9-28-68 vs Kansas City)
2nd — 27 (9-18-66 at Buffalo)
3rd — 17 (12-23-67 vs Houston)
4th — 28 (10-2-66 at San Diego)

Score by Halves, Dolphins
1st — 35 (12-17-67 vs Boston)
31 (12-20-70 vs Buffalo)
2nd — 28 (10-2-67 vs San Diego)
28 (12-5-76 vs Buffalo)
28 (9-23-79 vs Chicago)

Score by Halves, Opponents
1st — 48 (9-18-66 at Buffalo)
2nd — 38 (10-2-66 at San Diego)
31 (10-3-76 vs Los Angeles)

Score by Quarters, Both Teams
1st — 27 (9-28-68 vs Kansas City)
Kansas City 24, Miami 3
2nd — 34 (9-18-66 at Buffalo)
Buffalo 27, Miami 7
3rd — 28 (12-10-67 vs San Diego)
Miami 14, San Diego 14
4th — 35 (11-17-74 vs Buffalo)
Buffalo 21, Miami 14

Score by Halves, Both Teams
1st — 58 (9-18-66 at Buffalo)
Buffalo 48, Miami 10
2nd — 44 (9-30-73 vs New England)
Miami 24, New England 20

FIRST DOWNS

Most First Downs
Season 297 (1979)
Game 34 (11-24-77 at St. Louis)
30 (9-24-72 vs Houston)

Most First Downs Allowed
Season 298 (1978)
Game 28 (11-3-68 at San Diego)
27 (11-25-79 at Baltimore)

Most First Downs, Both Teams
Season 568 (1978)
Game 535 (1976)
48 (10-17-76 vs K-City)
47 (11-24-77 at St. Louis)

Fewest First Downs
Season 200 (1966)
Game 7 (10-3-70 vs Oakland)
8 (9-24-67 vs K-City)

Fewest First Downs Allowed
Season 186 (1972)
Game 4 (11-11-73 vs Baltimore)
5 (9-2-79 at Buffalo)

Most First Downs By:
Rushing 170 (1972)
Game 19 (10-29-72 vs Baltimore)
19 (11-24-77 at St. Louis)

Passing 144 (1968)
Game 16 (9-21-68 vs Oakland)
16 (12-11-77 at New Eng)
Penalty 31 (1979)
Game 6 (12-4-66 at Denver)
6 (11-26-67 at Buffalo)

Fewest First Downs By:
Rushing 65 (1967)
Game 0 (10-15-67 at Boston)

Passing 91 (1973)
Game 2 (10-15-73 at Cleveland)
2 (10-24-71 at NY Jets)
Penalty 13 (1973)

Most First Downs Allowed By:

Rushing 120 (1978)
Game 116 (1968)
17 (12-11-76 vs Minnesota)
16 (11-14-76 at Pittsburgh)
Passing 156 (1978)
Game 140 (1966)
18 (12-17-77 vs Buffalo)
18 (11-25-79 at Baltimore)
Penalty 22 (1978)
21 (1967)
5 (12-17-67 vs Boston)

Fewest First Downs Allowed By:

Rushing 66 (1969)
Game 0 (10-13-74 at Wash)
0 (12-20-70 vs Buffalo)
Passing 78 (1973)
0 (12-8-68 vs Boston)
1 (11-5-79 vs Houston)
2 (three times)
Penalty 8 (1973 and 1974)

TOTAL YARDS

Most Net Yards Gained
Season 5036 (1972)
Game 4950 (1979)
503 (11-24-77 at St. Louis)
501 (12-3-72 vs New Eng)
482 (11-12-72 vs New Eng)
475 (10-28-79 vs Green Bay)
Playoffs 407 (12-25-71 at K-City)

Most Net Yards, Both Teams
Season 10004 (1978)
Game 9467 (1976)
912 (10-3-76 vs Los Angeles)
894 (10-17-76 vs K-City)
891 (9-21-68 vs Oakland)

Fewest Net Yards Gained
Season 3458 (1966)
Game 111 (9-6-66 vs NY Jets)
124 (9-24-67 vs K-City)
137 (12-15-68 vs NY Jets)

Most Net Yards Allowed
Season 5169 (1978)
Game 5081 (1976)
593 (10-3-76 vs Los Angeles)
542 (9-21-68 vs Oakland)
508 (9-18-66 at Buffalo)

Fewest Net Yards Allowed
Season 3281 (1973)
Game 76 (10-21-73 vs Buffalo)
118 (10-16-68 vs Denver)
121 (9-2-79 at Buffalo)
132 (11-11-73 vs Baltimore)

RUSHING

Most Yards Rushing
Season 2960 (1972)
Game 2521 (1973)
315 (11-11-73 vs Baltimore)
304 (12-3-72 at New Eng)
302 (11-7-71 vs Buffalo)
301 (9-30-73 vs New Eng)

Most Yards Rushing, Both Teams
Season 4627 (1978)
Game 4529 (1976)
487 (12-5-76 vs Buffalo)
444 (9-30-73 vs New Eng)

Fewest Yards Rushing
Season 1323 (1967)
Game 23 (9-24-67 vs K-City)
25 (12-11-77 at New Eng)
25 (12-30-79 at Pittsburgh)
37 (9-21-68 at Oakland)

Most Yards Rushing Allowed
Season 2411 (1976)
Game 2261 (1978)
279 (12-3-67 at Houston)
278 (9-19-76 at New Eng)
269 (12-5-76 vs Buffalo)

Fewest Yards Rushing Allowed
Season 1453 (1970)

Game 26 (10-13-74 at Wash)
35 (10-17-71 vs New Eng)
39 (10-10-70 at NY Jets)

Most Attempts Rushing
Season 613 (1972)
Game 58 (10-5-75 at Green Bay)
55 (11-24-77 at St. Louis)

Fewest Attempts Rushing
Season 326 (1967)
Game 16 (12-3-67 at Houston)
19 (12-11-77 at New Eng)

Most Attempts Opponent
Season 543 (1978)
Game 525 (1976)
51 (12-9-73 at Baltimore)
51 (9-19-76 at New Eng)

PASSING

Most Net Yards Passing
Season 2763 (1979)
Game 327 (11-20-78 at Houston)
316 (11-2-75 at Chicago)
312 (9-21-68 vs Oakland)

Fewest Net Yards Passing
Season 1582 (1973)
Game 22 (11-23-69 vs Houston)
26 (12-30-73 vs Oakland)
38 (10-15-73 at Cleveland)

Most Net Yards Passing Allowed
Season 3101 (1966)
Game 427 (10-1-67 at NY Jets)
426 (10-3-76 vs LA Rams)

Fewest Net Yards Passing Allowed
Season 1290 (1973)
Game 1 (10-21-73 vs Buffalo)
11 (11-5-79 vs Houston)
20 (11-11-73 vs Baltimore)
24 (10-22-72 vs Buffalo)

Most Gross Yards Passing
Season 3018 (1979)
Game 349 (11-20-78 at Houston)
336 (9-21-68 vs Oakland)
327 (9-14-69 at Cincinnati)

Fewest Gross Yards Passing
Season 1675 (1973)
Game 34 (12-30-73 vs Oakland)
51 (10-15-73 at Cleveland)

Most Gross Yards Passing Allowed
Season 3281 (1966)
Game 440 (10-1-67 at NY Jets)
436 (10-3-76 at LA Rams)

Fewest Gross Yards Passing Allowed
Season 1604 (1973)
Game 2029 (1972)
25 (11-5-79 vs Houston)
35 (12-9-73 at Baltimore)
45 (10-22-72 vs Buffalo)

Most Pass Attempts
Season 480 (1967)
Game 52 (11-27-66 vs New Eng)

Fewest Pass Attempts
Season 256 (1973)
Game 6 (12-30-73 vs Oakland)
7 (1-13-74 vs Minnesota)

Most Attempts Opponent
Season 437 (1978)
Game 425 (1966)
46 (11-6-66 vs Buffalo)
46 (9-9-79 vs Seattle)

Fewest Attempts Opponent
Season 320 (1973)
Game 8 (12-9-73 at Baltimore)

Most Pass Completions
Season 235 (1979)
Game 26 (9-21-68 vs Oakland)
26 (12-15-79 vs NY Jets)

Fewest Pass Completions
Season 133 (1973)
Game 3 (10-15-73 at Cleveland)
3 (12-30-73 vs Oakland)

Most Completions Opponent:

Season	256	(1978)
Game	234	(1970)
Game	26	(10-13-74 at Wash)
	25	(three times)

Fewest Completions Opponent

Season	151	(1973)
Game	2	(11-9-69 at New Eng)
	4	(11-14-76 at Pittsburgh)

Dolphin Defense, Most QB Sacks

Season	45	(1973) 314 yards
Game	41	(1978) 343 yards
Game	9-59	(10-21-73 vs Buffalo)
	5-57	(11-22-76 vs Baltimore)
	7-52	(10-17-71 vs New Eng)
	7-52	(11-11-79 vs Baltimore)

Opp. Defense, Most QB Sacks

Season	53	(1969) 481 yards
Game	52	(1968) 441 yards
Game	8-83	(11-16-69 at Buffalo)
	8-80	(9-20-70 at New Eng)
	7-61	(9-9-66 vs NY Jets)

INTERCEPTIONS**Most Interceptions, Dolphins**

Season	32	(1978) 458 yards
Game	31	(1966) 522 yards
Game	6	(12-3-73 vs Pittsburgh)
	6	(10-19-75 at NY Jets)
	6	(9-10-78 at Baltimore)

Fewest Interceptions, Dolphins

Season	11	(1976) 144 yards
Game	15	(1977) 124 yards

Most Interceptions, Opponent

Season	32	(1966) 370 yards
Game	29	(1969) 596 yards
Game	6	(11-13-66 at K-City)

Fewest Interceptions, Opponent

Season	10	(1971) 166 yards
Game	12	(1973) 190 yards
	12	(1972) 249 yards

PENALTIES**Most Dolphin Penalties**

Season	79	(1979) 651 yards
Game	11	(10-3-70 vs Oakland)
	11	(12-3-72 at New Eng)

Most Yards Penalized, Dolphins

Season	834	(1970) on 77
Game	135	(10-3-70 vs Oakland)
	126	(11-30-69 vs New Eng)
	117	(11-1-70 at Baltimore)

Most Opponent Penalties

Season	107	(1979) 834 yards
Game	15	(10-11-69 vs San Diego)
	12	(9-21-68 vs Oakland)

Most Yards Penalized, Opponent

Season	865	(1978) on 99
Game	852	(1966) on 79
Game	156	(9-20-69 at Oakland)
	144	(11-5-67 at Buffalo)

Fewest Dolphin Penalties

Season	48	(1968) 485 yards
Game	0	(12-23-67 vs Houston)
	0	(12-8-68 vs New Eng)

Fewest Yds Penalized, Dolphins

Season	416	(1973) on 52
Game	0	(twice as listed)

Fewest Opponent Penalties

Season	59	(1967) 691 yards
Game	1	(five times)

Fewest Yds Penalized, Opponent

Season	525	(1974) on 67
Game	5	(three times)

Both Teams, Most Yds Penalized

Season	1538	(1970) on 145
Game	230	(10-3-70 vs Oakland)
	227	(11-30-69 vs New Eng)

Both Teams, Most Penalties

Season	186	(1979) 1485 yards
Game	19	(10-2-66 vs San Diego)
	19	(9-21-68 vs Oakland)

Both Teams, Fewest Penalties

Season	112	(1967) 1181 yards
Game	2	(11-11-73 vs Baltimore)
	2	(12-23-67 vs Houston)

Both Teams, Fewest Yds Penalized

Season	1032	(1973) on 113
Game	10	(11-11-73 vs Baltimore)
	20	(12-8-68 vs New Eng)

PUNTING**Most Dolphin Punts**

Season	85	(1969)
Game	10	(9-9-66 vs NY Jets)
	9	(10-19-69 at K-City)
	9	(9-18-77 at Buffalo)

Most Punt Yards, Dolphins

Season	3451	(1969) 40.6 avg.
Game	483	(9-9-66 vs NY Jets)
	419	(10-19-69 at K-City)

Most Opponent Punts

Season	80	(1969)
Game	11	(11-11-73 vs Baltimore)

Most Punt Yards, Opponent

Season	3526	(1969) 44.1 avg.
Game	398	(10-16-66 vs Denver)

Highest Dolphin Average

Season	42.3	(1973) 48 punts
x-Game	52.0	(10-7-73 vs NY Jets)

Highest Opponent Average

Season	44.1	(1969) 80 punts
x-Game	55.5	(9-28-68 vs K-City)

x-minimum 4 punts**PUNT RETURNS****Most Punt Returns**

Season	46	(1974)
Game	7	(10-19-69 at K-City)

Most Punt Return Yards

Season	520	(1974)
Game	123	(10-19-69 at K-City)
	115	(12-5-76 vs Buffalo)

Most Punt Returns, Opponent

Season	42	(1978) 303 yards
Game	42	(1974) 265 yards
	8	(9-9-66 vs NY Jets)

Most Punt Return Yds, Opponent

Season	373	(1975) 34 returns
Game	110	(11-1-70 at Baltimore)
	103	(9-18-66 at Buffalo)

KICKOFF RETURNS**Most Kickoff Returns**

Season	67	(1967) 1443 yards
Game	9	(9-18-66 at Buffalo)

Most Kickoff Return Yards

Season	1507	(1966) 65 returns
Game	245	(12-5-71 at New Eng)
	229	(11-13-66 at K-City)

Most Kickoff Returns, Opponent

Season	70	(1978) 1459 yards
Game	69	(1979) 1518 yards
	9	(11-24-77 at St. Louis)

Most Kick Return Yds, Opponent

Season	1549	(1975) 65 returns
Game	207	(9-17-67 vs Denver)
	200	(11-24-77 at St. Louis)

FUMBLES**Most Fumbles**

Season	36	(1967)
Game	5	(six times)

Most Fumbles Lost

Season	16	(1967 and 1973)
Game	5-4	(11-5-70 vs New Orleans)
	4-4	(9-19-71 at Denver)

Most Opponent Fumbles

Season	38	(1971)
Game	7	(11-7-71 vs Buffalo)
	7	(9-18-77 at Buffalo)

Most Opponent Fumbles Lost

Season	21	(1971) of 37
Game	21	(1978) of 37
Game	4-4	(10-18-70 at Buffalo)
	4-4	(12-10-72 at NY Giants)
	4-4	(9-28-76 vs NY Jets)
	4-4	(11-29-79 vs New Eng)

"CONSECUTIVE" RECORDS**(Includes Playoff Games)****INDIVIDUAL****Games Played**

139	Garó Yepremian (1970-78)
134	Jim Langer (1970-79)

Games Started

117	Jim Langer (1972, 1st, to 1979, 9th)
102	Norm Evans (1969, 3rd, to 1975, 9th)

Games, Scoring Points

133	Garó Yepremian (8th in 1970 to 17th in 1978)
-----	--

Games, Scoring Touchdown

5	Mercury Morris (1972, 6th to 10th)
5	Don Nottingham (1975, 2nd to 6th)

Games, Scoring Field Goal

15	Garó Yepremian (1971, 1st to 15th)
----	------------------------------------

Games, Rushing Touchdown

5	Mercury Morris (1972, 6th to 10th)
5	Don Nottingham (1975, 2nd to 6th)

Games, Passing Touchdown

9	Bob Griese (1968, 7th to 14th; 1969, 1st)
---	---

Games, Receiving Touchdown

6	Paul Warfield (1971, 4th to 9th)
---	----------------------------------

Games, None Intercepted

4	Bob Griese (1971, 5th to 8th)
---	-------------------------------

Games, Pass Reception

37	Nat Moore (1974, 3rd, to 1977, 2nd)
	(injured for 13th in 1974, 10th to 14th in 1976)

Games, Interceptions

5	Dick Westmoreland (1967, 9th to 13th)
---	---------------------------------------

Seasons, Rushing 1,000 Yards

3	Larry Csonka (1971, 1972, 1973)
---	---------------------------------

Points After Touchdown

125	Garó Yepremian (1972, 7th, to 1974, 15th)
-----	---

Field Goals Made

16	Garó Yepremian (1978, 8th to 16th)
15	Garó Yepremian (1974, 12th, to 1975, 7th)

Passes, None Intercepted

122	Bob Griese (1967, 10th to 14th)
-----	---------------------------------

Pro Bowl Appearances

6	Jim Langer (1973-78)
---	----------------------

TEAM**Wins, All Games**

18	(all of 1972; 1973, 1st)
----	--------------------------

Wins, Regular Season

16	(1971, 14th; all of 1972; 1973, 1st)
----	--------------------------------------

Wins, One Season

17	(all of 1972)
10	(1973, 3rd to 12th)

Wins, Preseason

11	(1975, 5th and 6th; all of 1976; 1977, 1st to 3rd)
----	--

Losses, Regular Season

8	(1967, 3rd to 10th)
---	---------------------

Wins, Home Games

31	(Oct. 17, 1971 to Dec. 15, 1974)
----	----------------------------------

Wins, Road Games

9	(all of 1972)
---	---------------

Losses, Home Games

4	(Dec. 23, 1967 to Sept. 28, 1968)
---	-----------------------------------

Series Games, Dolphin Wins

20	Buffalo (1970 to 1979)
----	------------------------

Series Games, Dolphin Losses

8	New York Jets (1966 to 1969)
---	------------------------------

Quarters, Opponent Scoreless

13	(1973, 8th to 11th)
----	---------------------


Quarters, Dolphins Scoreless

11	(1970, 6th to 8th)
----	--------------------

DOLPHINS DEFENSE YEAR-BY-YEAR

Year	Plays	First Downs	Rush Yards	Pass Yards	Total Yards	Total Points
1966	857	237	1510	3101	4611	362
1967	843	269	2145	2835	4980	407
1968	808	240	2172	2712	4884	355
1969	851	206	1489	2637	4126	332
1970	808	226	1453*	2551	4004	228
1971	800	214	1661	2000	3661	174
1972	770*	186*	1548	1749	3297	171
1973	878	195	1991	1290*	3281*	150*
1974	807	208	1624	2182	3806	216
1975	858	224	1768	2021	3789	222
1976	892	268	2411	2670	5081	264
1977	901	227	1749	2233	3982	197
1978	1021	298	2261	2908	5169	254
1979	938	238	1702	2737	4439	257

*Team Record for 14-game season (1966-77)



Bob Baumhower holds Dolphin record for tackles by a lineman with 146 in 1979.

DOLPHINS OFFENSE YEAR-BY-YEAR

Year	Plays	First Downs	Rush Yards	Pass Yards	Total Yards	Total Points
1966	884	200	1410	2048	3458	213
1967	847	212	1323	2336	3659	219
1968	892	247	1704	2402*	4106	276
1969	878	224	1513	2077	3590	233
1970	827	228	2082	1957	4039	297
1971	804	232	2429	1983	4412	315
1972	893	291*	2960*	2076*	5036*	385*
1973	776	215	2521	1582	4103	343
1974	884	272	2191	2084	4275	327
1975	896*	266	2500	2009	4509	357
1976	874	267	2118	2268	4386	263
1977	866	267	2366	1961	4327	313
1978	954	270	2366	2469	4835	372
1979	1006	297	2187	2763	4950	341

*Team Record for 14-game season (1966-77)

OPPONENTS RECORDS SINGLE-GAME, TEAM

First Downs

28	San Diego (11-3-68 at San Diego)
27	New England (12-17-67 at Miami)
27	Baltimore (11-25-79 at Baltimore)
26	Minnesota (12-11-76 at Miami)

By Rushing

17	Minnesota (12-11-76 at Miami)
16	Pittsburgh (11-14-76 at Pittsburgh)

By Passing

18	Buffalo (12-17-77 at Miami)
18	Baltimore (11-25-79 at Baltimore)
17	New York Jets (10-1-67 at New York)
17	Oakland (12-10-78 at Miami)

By Penalty

5	New England (12-17-67 at Miami)
---	---------------------------------

Rushing Yards

279	Houston (12-3-67 at Houston) 49 attempts
278	New England (9-19-76 at New England) 51 attempts
269	Buffalo (12-5-76 at Miami) 42 attempts
265	Houston (11-20-78 at Houston) 42 attempts
258	Pittsburgh (11-14-76 at Pittsburgh) 48 attempts
252	Kansas City (9-24-67 at Miami) 43 attempts
252	Dallas (1-16-72 at New Orleans) 48 attempts

Attempts

51	Baltimore (12-9-73 at Baltimore) 166 yards
51	New England (9-19-76 at New Eng) 278 yards
51	New England (12-11-77 at New Eng) 177 yards

Touchdowns

4	Buffalo (9-18-66 at Buffalo)
4	Baltimore (11-23-75 at Miami)
4	New England (10-22-78 at New England)
4	Houston (11-20-78 at Houston)

Net Passing Yards

427	New York Jets (10-1-67 at New York) 440 gross
426	Los Angeles (10-3-76 at Miami) 436 gross
347	Buffalo (10-18-70 at Buffalo) 358 gross
345	Cleveland (11-18-79 at Cleveland) 358 gross

Attempts

46	Buffalo (11-6-66 at Miami) 16 completions
46	Seattle (9-9-79 at Miami) 21 completions

Completions

26	Washington (10-13-74 at Washington) 39 attempts
25	New York Jets (10-1-67 at New York) 43 attempts
25	Pittsburgh (11-14-71 at Miami) 37 attempts
25	Buffalo (12-17-77 at Miami) 40 attempts
25	Baltimore (11-25-79 at Baltimore) 43 attempts

Touchdowns

5	Kansas City (10-8-67 at Kansas City)
5	New England (10-15-67 at Boston)
5	New York Jets (12-1-68 at New York)

Total Yards

593	Los Angeles (10-3-76 at Miami) 167-426
542	Oakland (9-21-68 at Miami) 213-329
508	Buffalo (9-18-66 at Buffalo) 179-329
493	Cleveland (11-18-79 at Cleveland) 148-345
479	San Diego (11-3-68 at San Diego) 239-240
453	Kansas City (10-17-76 at Miami) 186-267

Interceptions

6	Kansas City (11-13-66 at Kansas City) 28 yards
---	--

Return Yards

138	Oakland (9-21-68 at Miami) on 5
-----	---------------------------------

Punt Returns

8	New York Jets (9-9-66 at Miami) 80 yards
---	--

Return Yards

110	Baltimore (11-1-70 at Baltimore) 3 returns
103	Buffalo (9-18-66 at Buffalo) 5 returns

Kickoff Returns

9	St. Louis (11-24-77 at St. Louis) 200 yards
---	---

Return Yards

207	Denver (9-17-67 at Miami) 6 returns
200	St. Louis (11-24-77 at St. Louis) 9 returns

Penalties

- 15 San Diego (10-11-69 at San Diego) 96 yards
- 12 Oakland (9-20-69 at Oakland) 156 yards

Yards Penalized

- 156 Oakland (9-20-69 at Oakland) on 12
- 144 Buffalo (11-5-67 at Buffalo) on 10

Fumbles/Lost

- 7-3 Buffalo (11-7-71 at Miami)
- 7-3 Buffalo (9-18-77 at Buffalo)
- 6-3 New England (12-15-74 at Miami)
- 4-4 Buffalo (10-18-70 at Buffalo)
- 4-4 New York Giants (12-10-72 at New York)
- 4-4 New York Jets (9-26-76 at Miami)

Total Points

- 58 Buffalo (9-18-66 at Buffalo) 8 TD
- 48 Kansas City (9-28-68 at Miami) 6 TD
- 47 Oakland (9-21-68 at Miami) 6 TD

First Half

- 48 Buffalo (9-18-66 at Buffalo)

Second Half

- 38 San Diego (10-2-66 at San Diego)

OPPONENTS LONGEST PLAYS

Run From Scrimmage

- 81t Earl Campbell, Houston (11-20-78 at Houston)
- 80t Carl Garrett, New England (11-9-69 at New England)
- 76t Robert Holmes, Kansas City (9-28-68 at Miami)
- 75t O.J. Simpson, Buffalo (12-5-76 at Miami)
- 64t Lydell Mitchell, Baltimore (10-9-77 at Baltimore)
- 64 Hoyle Granger, Houston (12-23-67 at Miami)
- 59t Henry Marshall, Kansas City (10-17-76 at Miami)
- 56t Don Woods, San Diego (9-29-74 at San Diego)
- 54t Paul Robinson, Cincinnati (11-17-68 at Miami)

Pass Play

- 93t Mike Livingston to Otis Taylor, 79 yards; lateral to Robert Holmes, Kansas City (10-19-69 at KC)
- 92t Joe Ferguson to Frank Lewis, 9-17-78 vs. Buffalo
- 89t Joe Namath to Richard Caster, 10-7-74 vs. NY Jets
- 89t Len Dawson to Otis Taylor, 11-14-66 at Kansas City
- 82t Daryle Lamonica to Rod Sherman, 12-27-70 at Oakland
- 82t Dan Pastorini to Charlie Joiner, 9-24-72 vs. Houston
- 80t Sam Wyche to Bob Trumpy, 11-17-68 at Cincinnati
- 79t Max Chobolan to Charlie Mitchell, 12-4-66 at Denver
- 78t David Whitehurst to Paul Coffman, 10-28-79 vs. Green Bay
- 73t Daryle Lamonica to Warren Wells, 9-21-68 vs. Oakland

Interception Return

- 76t Dave Grayson, Oakland (Bob Griese), 9-20-69 at Oakland
- 66t Ken Houston, Houston (Bob Griese), 9-15-68 at Miami
- 65t Kenny Graham, San Diego (Bob Griese), 10-11-69 at San Diego
- 60t Butch Byrd, Buffalo (Rick Norton), 9-18-66 at Buffalo
- 58t Bobby Jackson, NY Jets (Bob Griese), 9-30-79 at New York

Punt Return

- 83t Billy Johnson, Houston (11-16-75 at Houston)
- 80t Ron Gardin, Baltimore (11-1-70 at Baltimore)
- 72t Butch Byrd, Buffalo (9-18-66 at Buffalo)

Kickoff Return

- 102t Harold Hart, Oakland (9-22-75 at Miami)
- 99t Jim Duncan, Baltimore (11-1-70 at Baltimore)
- 96t Emerson Boozer, NY Jets (11-20-66 at New York)

Fumble Recovery

- 58t Rick Redman, San Diego (Dick Wood), 10-2-66 at San Diego
- 58 Randy McClanahan, Buffalo (Bob Griese), 11-12-79 at Buffalo
- 49t Mike Bass, Washington (Garó Yepremian), 1-14-73 at L.A.
- 42t Dave Washington, Buffalo (Mercury Morris) 11-17-74 at Miami

Blocked Field Goal

- 76t Charles Romes (9-2-79 at Buffalo), von Schamann

Field Goal

- 52 Jan Stenerud, Kansas City (9-28-68 at Miami)
- 51 Charlie Gogolak, New England (10-17-71 at Miami)
- 51 Bruce Alford, Buffalo (10-12-68 at Miami)
- 50 John Leypoldt, Buffalo (10-21-73 at Miami)

Punt

- 70 Bob Scarplitto, Denver (10-16-66 at Miami)

OPPONENTS RECORDS SINGLE-GAME, INDIVIDUAL

Rushing Yards

- 203 O.J. Simpson, Buffalo (12-5-76 at Miami) 24 att.
- 199 Earl Campbell, Houston (11-20-78 at Houston) 28 att.
- 164 Jim Nance, Boston (12-17-67 at Miami) 24 att.
- 160 Hoyle Granger, Houston (12-23-67 at Miami) 21 att.
- 151 Dick Post, San Diego (11-3-68 at San Diego) 21 att.
- 142 Lydell Mitchell, Baltimore (10-9-77 at Balt) 17 att.
- 141 Woody Campbell, Houston (12-3-67 at Houston) 18 att.

Attempts

- 35 Lydell Mitchell (12-9-73 at Baltimore) 104 yds
- 30 Lydell Mitchell (12-15-75 at Baltimore) 85 yds

Touchdowns

- 4 Earl Campbell, Houston (11-20-78 at Houston)
- 3 Paul Robinson, Cincinnati (11-17-68 at Cincinnati)
- 3 Don McCauley, Baltimore (11-23-75 at Miami)

Passing Yards

- 436 James Harris, Los Angeles (10-3-76 at Miami) 17-29-1
- 415 Joe Namath, NY Jets (10-1-67 at NY) 23-39-1
- 358 Brian Sipe, Cleveland (11-18-79 at Cleveland) 23-42-0
- 350 Steve Grogan, New England (11-29-79 at Miami) 21-39-2
- 358 Dennis Shaw, Buffalo (10-18-70 at Buffalo) 24-32-2
- 344 Daryle Lamonica, Oakland (9-21-68 at Miami) 15-24-0

Attempts

- 45 Jim Zorn, Seattle (9-9-79 at Miami) 21 comp.
- 43 Daryle Lamonica, Oakland (10-4-69 at Miami) 19 comp.

Completions

- 26 Sonny Jurgensen, Wash (10-13-74 at Wash) 39 att.
- 25 Terry Bradshaw, Pittsburgh (11-14-71 at Miami) 36 att.
- 25 Joe Ferguson, Buffalo (12-17-77 at Miami) 40 att.
- 25 Greg Landry, Baltimore (11-25-79 at Baltimore) 42 att.

Had Intercepted

- 6 Joe Namath, NY Jets (10-19-75 at NY) 8-24-6
- 5 Mike Phipps, Cleveland (12-24-72 at Miami) 9-23-5
- 5 Bill Troup, Baltimore (9-10-78 at Baltimore) 15-33-5
- 5 Ken Stabler, Oakland (12-10-79 at Miami) 23-36-5

Touchdowns

- 5 Len Dawson, K-City (10-8-67 at KC) 13-23 250 yds
- 5 Babe Parilli, Boston (10-15-67 at Boston) 16-20 281 yds
- 4 Steve Tensi, San Diego (10-2-66 at SD) 9-12 223 yds
- 4 Bert Jones, Baltimore (10-9-77 at Baltimore) 18-30 205 yds

Receiving Yards

- 220 Ron Jessie, Los Angeles (10-3-76 at Miami) 7 catch
- 177 Reggie Rucker, Cleveland (11-18-79 at Cleveland) 9 catch
- 157 Bake Turner, NY Jets (12-15-68 at Miami) 7 catch
- 153 Frank Lewis, Buffalo (9-17-78 at Miami) 5 catch
- 145 Marlin Briscoe, Buffalo (10-18-70 at Buffalo) 7 catch

Receptions

- 10 George Sauer, NY Jets (10-1-67 at NY) 120 yds
- 10 Joe Washington, Baltimore (11-11-79 at Miami) 121 yds
- 9 Reggie Rucker, Cleveland (11-18-79 at Cleveland) 177 yds
- 9 Fred Biletnikoff, Oakland (9-20-69 at Oak) 132 yds
- 9 Sammy White, Minnesota (12-11-76 at Miami) 120 yds
- 9 Clark Gaines, NY Jets (11-6-77 at NY) 81 yds

Touchdowns

- 3 Jim Whalen, Boston (10-15-67 at Boston) 6-134
- 3 Billy Cannon, Oakland (11-19-67 at Oakland) 6-99
- 3 Morris Owens, Tampa Bay (10-24-76 at Tampa) 6-88
- 3 Sammy White, Minnesota (12-11-76 at Miami) 7-120

Field Goals

- 5 Roy Gerela, Houston (9-28-69 at Houston) of 5
- 4 George Blanda, Oakland (9-23-73 at Oakland) of 4
- 4 Rick Danmeier, Minnesota (9-16-79 at Minnesota) of 4

Interceptions

- 3 Clarence Duren, San Diego (10-30-77 at Miami) 45 yds

Kickoff Return Yards

- 185 Floyd Little, Denver (9-17-67 at Miami) on 5, long 59
- 159 Harold Hart, Oakland (9-22-75 at Miami) on 3, long 102t
- 156 Vic Washington, Buffalo (10-26-75 at Buffalo) on 5, long 49

Punt Return Yards

- 110 Ron Gardin, Baltimore (11-1-70 at Baltimore) 3 returns

MIAMI DOLPHINS: WINNING CONSISTENCY SINCE '70 MERGER

Since the 1970 merger of the National and American Football Leagues, the Miami Dolphins are one of only four teams to win more than 70 percent of their games. The Dolphins possess the AFC's best regular-season (.726) and over-all (.717) winning percentages since the merger.

	Regular				Playoffs				Over-all			
	W	L	T	Pct.	W	L	T	Pct.	W	L	T	Pct.
Dallas	105	39	0	.729	14	7	1	.692	119	46	1	.721
Miami	104	39	1	.726	8	5	1	.615	112	44	2	.717
Oakland	100	38	6	.715	8	6	1	.569	108	44	7	.703
Pittsburgh	99	44	1	.691	14	4	1	.769	113	48	2	.701
Los Angeles	98	42	4	.694	6	7	1	.450	104	49	5	.675
Minnesota	99	43	2	.694	7	8	1	.455	106	51	3	.673

The Dolphins also swept three consecutive American Conference championships (1971-73), and no club in either conference has won three straight titles. Coach Don Shula's team posted a perfect 17-0 record in 1972 on the way to back-to-back Super Bowl crowns in 1972 and 1973.

PLAYOFFS OF THE 1970s (1970-79) (Times Qualified in Parentheses)

	Won	Lost	Pct.	Super Bowl	NFL Titles
Pittsburgh (8)	14	4	.778	4	4
Dallas (9)	14	7	.667	5	2
Miami (7)	8	5	.615	3	2
Oakland (7)	8	6	.571	1	1
Minnesota (8)	7	8	.467	3	0
Los Angeles (7)	6	7	.462	1	0
Baltimore (5)	4	4	.500	1	1
Denver (3)	2	3	.400	1	0
Washington (5)	2	5	.286	1	0
Houston (2)	4	2	.667	0	0
Tampa Bay (1)	1	1	.500	0	0
Atlanta (1)	1	1	.500	0	0
San Francisco (3)	2	3	.400	0	0
Philadelphia (2)	1	2	.333	0	0
Cincinnati (3)	0	3	.000	0	0
New England (2)	0	2	.000	0	0
Cleveland (2)	0	2	.000	0	0
St. Louis (2)	0	2	.000	0	0
Chicago (2)	0	2	.000	0	0
*TOTALS	74	74		20	10

*One-time qualifiers, all 0-1, include Buffalo, Detroit, Green Bay, Kansas City and San Diego.

Miami won 31 consecutive games at the Orange Bowl — an NFL home-field record — from Oct. 17, 1971 to Dec. 15, 1974 including four playoff games but excluding preseason games. The Dolphins are 64-13 at home, 46-29-1 on the road and 2-1 at neutral sites (Super Bowls) under Shula. In regular-season games only, the Dolphins are 60-12 at home and 44-27-1 on the road since 1970.

DOLPHINS IN THE 1970s

Year	W	L	T	Pct.	Pts.	Opp.	Playoffs
1970	10	4	0	.714	297	228	0 1
1971	10	3	1	.750	315	174	2 1
x-1972	14	0	0	1.000	385	171	3 0
x-1973	12	2	0	.857	343	150	3 0
1974	11	3	0	.786	327	216	0 1
1975	10	4	0	.714	357	222	0 0
1976	6	8	0	.429	263	264	0 0
1977	10	4	0	.714	313	197	0 0
1978	11	5	0	.687	372	254	0 1
1979	10	6	0	.625	341	257	0 1
TOTALS	104	39	1	.726	3313	2133	8 5

x-NFL champions

INTERCONFERENCE RECORDS

	W	L	T	Pct.	1979
American West	71	57	4	.553	13-5
American Central	66	55	1	.545	10-6
American East	77	68	1	.531	13-5
National East	74	70	2	.514	7-11
National Central	59	68	2	.403	6-12
National West	47	76	2	.384	3-13

INTERCONFERENCE SERIES

Year	AFC	NFC	Tie	Year	AFC	NFC	Tie
1970	12	27	1	1976	16	12	0
1971	15	23	2	1977	19	9	0
1972	20	19	1	1978	31	21	0
1973	19	19	2	1979	36	16	0
1974	23	17	0	TOTALS	214	180	6
1975	23	17	0				

(NFC won Super Bowl only in 1971 and 1977 seasons)

AMERICAN CONFERENCE (1970-79)

	Eastern Division				*Interconference			
	W	L	T	Pct.	W	L	T	Pct.
Miami	104	39	1	.726	25	5	0	.833
Baltimore	73	70	1	.510	14	14	0	.500
New England	66	78	0	.458	17	13	0	.567
N.Y. Jets	53	91	0	.368	10	20	0	.333
Buffalo	51	91	2	.361	11	16	1	.411

	Central Division				*Interconference			
	W	L	T	Pct.	W	L	T	Pct.
Pittsburgh	99	44	1	.691	20	10	0	.667
Cincinnati	74	70	0	.514	19	12	0	.613
Cleveland	72	70	2	.507	16	15	0	.516
Houston	60	82	2	.424	11	18	1	.383

	Western Division				*Interconference			
	W	L	T	Pct.	W	L	T	Pct.
Oakland	100	38	6	.715	25	5	1	.823
Denver	75	64	5	.538	16	18	1	.471
Kansas City	60	79	5	.434	10	14	2	.423
San Diego	58	81	5	.420	13	17	0	.433
x-Seattle	25	35	0	.417	7	2	0	.778
Tampa Bay					0	1	0	.000

NATIONAL CONFERENCE (1970-79)

	Eastern Division				*Interconference			
	W	L	T	Pct.	W	L	T	Pct.
Dallas	105	39	0	.729	22	8	0	.733
Washington	91	52	1	.635	15	15	0	.500
St. Louis	69	71	4	.493	11	17	2	.387
Philadelphia	56	84	4	.403	15	15	0	.500
N.Y. Giants	50	93	1	.351	11	15	0	.423

	Central Division				*Interconference			
	W	L	T	Pct.	W	L	T	Pct.
Minnesota	99	43	2	.694	18	13	0	.581
Detroit	66	75	3	.469	17	13	1	.565
Chicago	60	83	1	.420	8	23	0	.258
Green Bay	57	82	5	.413	12	18	1	.403
y-Tampa Bay	17	43	0	.283	4	1	0	.800

	Western Division				*Interconference			
	W	L	T	Pct.	W	L	T	Pct.
Los Angeles	98	42	4	.694	20	11	0	.645
Atlanta	60	81	3	.427	10	21	0	.323
San Francisco	60	82	2	.424	13	18	0	.419
New Orleans	42	98	4	.306	3	26	2	.129

x-Seattle 2-12 in NFC West in 1976

y-Tampa Bay 0-14 in AFC West in 1976

*excludes Super Bowls

PRESS INFORMATION

Certified newspaper, radio and television representatives should address all requests for working press credentials to:

Bob Kearney, Public Relations Director

Miami Dolphins, 330 Biscayne Boulevard, Miami 33132

The Press Gate is located between Gates 9 and 10 on the east side of the Orange Bowl, and access to press parking is NW Third Street at 15th Avenue. Credentials are left with an attendant at the Press Gate two hours before kickoff. Requests for press parking should be made to the Stadium Manager's office at 305-579-6971.

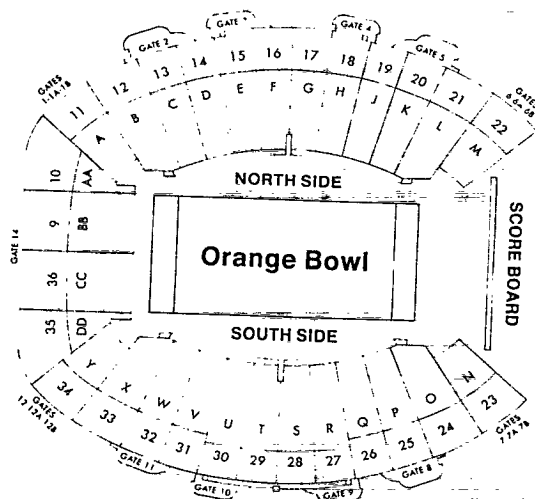
On Level 5 of the pressbox are located the radio booth for the visiting team and the position for coaches' films.

ORANGE BOWL STADIUM

The Orange Bowl has a seating capacity of 75,289 but can be expanded to more than 80,000 seats for the Super Bowl with the addition of bleachers in the east end zone. Five of the first 13 Super Bowls were played in Miami.

Prescription Athletic Turf was installed in March 1976 to replace the Poly-Turf of the previous six seasons.

The stadium was a Works Progress Administration project built in 1937 for \$325,000 with a seating capacity of 25,000. Some 12,000 bleacher seats were added in 1945, and in 1948, double-decking of the north and south stands boosted capacity to 60,000. Some 7,500 seats were added in 1949 with the sale of \$50 non-interest bonds, and capacity reached 68,000 in 1953. The west end zone was decked in 1968 to attain 75,000 seats, and from 1971 through 1976, bleachers in the east end zone (removed in 1977) gave a capacity of 80,045.



DOLPHIN HOTELS ON THE ROAD

Seattle	Red Lion Inn/Sea-Tac	(206) 246-8600
New Orleans	Hyatt Regency	(504) 561-1234
Buffalo	Sheraton Inn-East	(716) 681-2400
Atlanta	Marriott Inn	(404) 659-6500
New England	Biltmore Plaza (Providence, R.I.)	(401) 421-0700
New York	Sheraton Heights (Hasbrouck, N.J.)	(201) 288-6100
Oakland	Hyatt Oakland	(415) 562-6100
Los Angeles	Sheraton Newport Beach	(714) 833-0570
Pittsburgh	Marriott Inn	(412) 922-8400
Baltimore	Cross Keys Inn	(301) 532-6900

DOLPHINS RADIO NETWORK



RICK WEAVER

Rick Weaver, an outstanding play-by-play broadcaster recognized throughout the NFL, will be calling the Dolphins' action for his 10th season in 1980. He is sports director of WIOD (610 AM), which has originated Dolphin broadcasts since the team's inception in 1966. Veteran newsmen Henry Barrow and sports analyst Hank Goldberg will provide color commentary.

Cities on the Dolphin network:



HENRY BARROW



HANK GOLDBERG

Boca Raton	WIOD	610
Bradenton	WTRL	1490
Clearwater	WFLA	970
Cocoa	WCWR	1350
Daytona Beach	WNDB	1150
Fort Lauderdale	WIOD	610
Fort Myers	WINK	1240
Fort Pierce	WFTP	1330
Gainesville	WGGG	1230
Haines City	WIPC	1280
Hollywood	WIOD	610
Jacksonville	WJAX	930
LaBelle	WVHG	92.1 FM
Lakeland	WFLA	970
Lake Wales	WIPC	1280
Leesburg	WLBE	790
Melbourne	WCWR	1350
Naples	WNOG	1270
Orlando	WKIS	740
Palm Beach	WIOD	610
Port Charlotte	WEEJ	100.1 FM
St. Augustine	WJAX	930
St. Petersburg	WFLA	970
Sarasota	WTRL	1490
Sebring	WSEB	1340
Stuart	WFTP	1330
Tallahassee	WTNT	1270
Tampa	WFLA	970
Titusville	WCWR	1350
Vero Beach	WTTB	1490
Winter Haven	WIPC	1280

SOUTH FLORIDA MEDIA

The Dolphins receive daily coverage by eight newspapers and six TV stations in a three-county area, plus frequent coverage by other South Florida media outlets.

Six writers cover the Dolphins on a daily beat — Charlie Nobles, Miami News; Steve Hummer, Fort Lauderdale News; Henry Selden, Miami Herald; Larry Dorman, Palm Beach Post; Andy Cohen, Fort Lauderdale Sun-Sentinel; and Duane Lancaster, Hollywood Sun-Tattler.

South Florida columnists include Edwin Pope and Bob Rubin, Miami Herald; John Crittenden, Miami News; Bernie Lincome, Fort Lauderdale News; John Meyer, Fort Lauderdale Sun-Sentinel; Ed Plaisted, Hollywood Sun-Tattler; George Cunliff, Diario Las Americas. Other regular writers include Mike Janofsky and Gary Long, Miami Herald; Tom Archdeacon, Miami News; Tom Curtis, Dolphin Digest; Dan Sewell, Associated Press; Les Kjos, United Press International; Luis Perez, El Miami Herald; Chris Polkowski, Palm Beach Post; and Bill Pinella, Palm Beach Times.

Miami's TV coverage is the most extensive in the NFL with John Arminio (WTVJ-4), Larry Burnett (WCKT-7), Chuck Dowdle (WPLG-10), Rich Funke (WTVJ-4), Jim Gallagher (WPEC-12), Mike Horvath (WCIX-6), Buck Kinnard (WPTV-5), John Loesing (WCIX-6), Dan O'Brien (WCKT-7), Bernie Rosen (WTVJ-4), Tony Segreto (WTVJ-4), Larry Sugarman (WPLG-10), Lee Webb (WCKT-7) and Dave Willingham (WCKT-7).

NATIONAL FOOTBALL LEAGUE

410 Park Avenue, New York, N.Y. 10022

Phone 212-758-1500

AMERICAN CONFERENCE

WESTERN
Denver
Kansas City
Oakland
San Diego
Seattle

EASTERN
Baltimore
Buffalo
Miami
New England
New York Jets

CENTRAL
Cincinnati
Cleveland
Houston
Pittsburgh

NATIONAL CONFERENCE

WESTERN
Atlanta
Los Angeles
New Orleans
San Francisco

EASTERN
Dallas
New York Giants
Philadelphia
St. Louis
Washington

CENTRAL
Chicago
Detroit
Green Bay
Minnesota
Tampa Bay

1980 NFL SCHEDULE

(All times local)

SUNDAY, SEPTEMBER 7

Atlanta at Minnesota	12:00	New Orleans at Miami	1:00
Baltimore at New York Jets	4:00	New York Jets at Baltimore	4:00
Chicago at Green Bay	12:00	Oakland at Buffalo	1:00
Cleveland at New England	1:00	Philadelphia at St. Louis	1:00
Denver at Philadelphia	4:00	San Diego at Kansas City	3:00
Detroit at Los Angeles	1:00	Seattle at Washington	4:00
Houston at Pittsburgh	1:00		
Miami at Buffalo	1:00		
N.Y. Giants at St. Louis	12:00		
Oakland at Kansas City	3:00		
San Diego at Seattle	1:00		
San Francisco at New Orleans	12:00		
Tampa Bay at Cincinnati	1:00		

MONDAY, SEPTEMBER 8

Dallas at Washington	9:00		
----------------------	------	--	--

THURSDAY, SEPTEMBER 11

Los Angeles at Tampa Bay	9:00		
--------------------------	------	--	--

SUNDAY, SEPTEMBER 14

Atlanta at New England	1:00		
Cincinnati at Miami	4:00		
Dallas at Denver	2:00		
Detroit — Green Bay (Milw)	1:00		
New Orleans at Chicago	1:00		
New York Jets at Buffalo	1:00		
Oakland at San Diego	1:00		
Philadelphia at Minnesota	12:00		
Pittsburgh at Baltimore	2:00		
St. Louis at San Francisco	1:00		
Seattle at Kansas City	1:00		
Washington at N.Y. Giants	4:00		

MONDAY, SEPTEMBER 15

Houston at Cleveland	9:00		
----------------------	------	--	--

SUNDAY, SEPTEMBER 21

Baltimore at Houston	1:00		
Buffalo at New Orleans	1:00		
Green Bay at Los Angeles	1:00		
Kansas City at Cleveland	1:00		
Miami at Atlanta	1:00		
Minnesota at Chicago	12:00		
New England at Seattle	1:00		
Pittsburgh at Cincinnati	1:00		
St. Louis at Detroit	1:00		
San Diego at Denver	2:00		
San Francisco at N.Y. Jets	1:00		
Tampa Bay at Dallas	3:00		
Washington at Oakland	1:00		

MONDAY, SEPTEMBER 22

N.Y. Giants at Philadelphia	9:00		
-----------------------------	------	--	--

SUNDAY, SEPTEMBER 28

Atlanta at San Francisco	1:00		
Chicago at Pittsburgh	1:00		
Cleveland at Tampa Bay	1:00		
Dallas — Green Bay (Milw)	1:00		
Houston at Cincinnati	1:00		
Los Angeles at N.Y. Giants	1:00		
Minnesota at Detroit	1:00		

160

SUNDAY, OCTOBER 26

Chicago at Philadelphia	4:00		
Cincinnati at Houston	3:00		
Denver at N.Y. Giants	1:00		
Detroit at Kansas City	1:00		
Los Angeles at Atlanta	1:00		
Minnesota at Green Bay	12:00		
New England at Buffalo	1:00		
New Orleans at Washington	1:00		
Pittsburgh at Cleveland	1:00		
St. Louis at Baltimore	2:00		
San Diego at Dallas	8:00		
Seattle at Oakland	1:00		
Tampa Bay at San Francisco	1:00		

MONDAY, OCTOBER 27

Miami at New York Jets	9:00		
------------------------	------	--	--

SUNDAY, NOVEMBER 2

Atlanta at Buffalo	1:00		
Baltimore at Kansas City	12:00		
Dallas at St. Louis	1:00		
Green Bay at Pittsburgh	1:00		
Houston at Denver	2:00		
Miami at Oakland	1:00		
Minnesota at Washington	4:00		
New Orleans at Los Angeles	1:00		
N.Y. Giants at Tampa Bay	1:00		
New York Jets at New England	4:00		
Philadelphia at Seattle	1:00		
San Diego at Cincinnati	1:00		
San Francisco at Detroit	1:00		

MONDAY, NOVEMBER 3

Chicago at Cleveland	9:00		
----------------------	------	--	--

SUNDAY, NOVEMBER 9

Atlanta at St. Louis	1:00		
Buffalo at New York Jets	4:00		
Cincinnati at Oakland	1:00		
Cleveland at Baltimore	2:00		
Dallas at N.Y. Giants	1:00		
Denver at San Diego	1:00		
Detroit at Minnesota	1:00		
Kansas City at Seattle	1:00		
Miami at Los Angeles	7:00		
Philadelphia at New Orleans	3:00		
Pittsburgh at Tampa Bay	1:00		
San Francisco — Green Bay (Milw)	1:00		
Washington at Chicago	12:00		

MONDAY, NOVEMBER 10

New England at Houston	8:00		
------------------------	------	--	--

SUNDAY, NOVEMBER 16

Baltimore at Detroit	1:00		
Buffalo at Cincinnati	1:00		
Cleveland at Pittsburgh	1:00		
Green Bay at N.Y. Giants	1:00		
Houston at Chicago	3:00		
Kansas City at San Diego	1:00		
Los Angeles at New England	1:00		
New Orleans at Atlanta	1:00		
New York Jets at Denver	2:00		
Philadelphia at Washington	1:00		
St. Louis at Dallas	1:00		
San Francisco at Miami	4:00		
Tampa Bay at Minnesota	1:00		

MONDAY, NOVEMBER 17

Oakland at Seattle	6:00		
--------------------	------	--	--

THURSDAY, NOVEMBER 20

San Diego at Miami	8:30		
--------------------	------	--	--

SUNDAY, NOVEMBER 23

Baltimore at New England	1:00		
Chicago at Atlanta	1:00		
Cincinnati at Cleveland	1:00		
Detroit at Tampa Bay	1:00		
Green Bay at Minnesota	1:00		
Houston at New York Jets	1:00		
Kansas City at St. Louis	1:00		
N.Y. Giants at San Francisco	1:00		
Oakland at Philadelphia	1:00		
Pittsburgh at Buffalo	1:00		
Seattle at Denver	2:00		
Washington at Dallas	3:00		

MONDAY, NOVEMBER 24

Los Angeles at New Orleans	8:00		
----------------------------	------	--	--

THURSDAY, NOVEMBER 27

Chicago at Detroit	12:30		
Seattle at Dallas	3:00		

SUNDAY, NOVEMBER 30

Buffalo at Baltimore	2:00		
Cincinnati at Kansas City	1:00		
Cleveland at Houston	3:00		
Miami at Pittsburgh	1:00		
Minnesota at New Orleans	1:00		
New England at San Francisco	1:00		
New York Jets at Los Angeles	1:00		
Philadelphia at San Diego	1:00		
St. Louis at N.Y. Giants	1:00		
Tampa Bay — Green Bay (Milw)	1:00		
Washington at Atlanta	1:00		

MONDAY, DECEMBER 1

Denver at Oakland	6:00		
-------------------	------	--	--

THURSDAY, DECEMBER 4

Pittsburgh at Houston	7:30		
-----------------------	------	--	--

SUNDAY, DECEMBER 7

Atlanta at Philadelphia	1:00		
Baltimore at Cincinnati	1:00		
Dallas at Oakland	1:00		
Denver at Kansas City	3:00		
Detroit at St. Louis	1:00		
Green Bay at Chicago	1:00		
Los Angeles at Buffalo	1:00		
Minnesota at Tampa Bay	1:00		
New Orleans at San Francisco	1:00		
N.Y. Giants at Seattle	1:00		
New York Jets at Cleveland	1:00		
San Diego at Washington	1:00		

MONDAY, DECEMBER 8

New England at Miami	9:00		
----------------------	------	--	--

SATURDAY, DECEMBER 13

N.Y. Giants at Washington	12:30		
Seattle at San Diego	1:00		

SUNDAY, DECEMBER 14

Buffalo at New England	1:00		
Cincinnati at Chicago	1:00		
Cleveland at Minnesota	1:00		
Houston at Green Bay	12:00		
Kansas City at Pittsburgh	1:00		
Miami at Baltimore	4:00		
New Orleans at New York Jets	1:00		
Oakland at Denver	2:00		
St. Louis at Philadelphia	1:00		
San Francisco at Atlanta	1:00		
Tampa Bay at Detroit	4:00		

MONDAY, DECEMBER 15

Dallas at Los Angeles	6:00		
-----------------------	------	--	--

SATURDAY, DECEMBER 20

Chicago at Tampa Bay	4:00		
New York Jets at Miami	12:30		

SUNDAY, DECEMBER 21

Atlanta at Los Angeles	1:00		
Buffalo at San Francisco	1:00		
Cleveland at Cincinnati	1:00		
Denver at Seattle	1:00		
Green Bay at Detroit	1:00		
Kansas City at Baltimore	2:00		
Minnesota at Houston	12:00		
New England at New Orleans	12:00		
Oakland at N.Y. Giants	1:00		
Philadelphia at Dallas	3:00		
Washington at St. Louis	12:00		

MONDAY, DECEMBER 22

Pittsburgh at San Diego	6:00		
-------------------------	------	--	--

POSTSEASON

Sun., Dec. 28 — Wild-Card Playoffs
Sat., Jan. 3 — Divisional Playoffs
Sun., Jan. 4 — Divisional Playoffs
Sun., Jan. 11 — AFC Championship
NFC Championship
Sun., Jan. 25 — Super Bowl XV
at Superdome,
New Orleans