

14504

**1981 MIAMI
DOLPHIN MEDIA
GUIDE**

See the official cars of the Miami Dolphins at your South Florida Ford Dealer.

EXP	Fairmont	Thunderbird
Escort	Futura	LTD
Mustang	Granada	Station Wagons

And Ford-tough trucks.

Bronco	Vans
Pickups	Medium-Heavies

SEE YOUR SOUTH FLORIDA FORD DEALER TODAY

Dade County

Aldo Ford—Miami
Courtesy Ford—Miami
Deel Ford—Coral Gables
Friendly Ford—
North Miami Beach
Hayden-Chew Flamingo
Ford—Homestead
Johnson Ford—Hialeah
Maroone Ford—Miami
Midway Ford—Miami

Broward County

Luke Bolton Ford—
Plantation
Hollywood Ford—
Hollywood
Koons Ford—Hollywood
Powell Ford—
Ft. Lauderdale
Terry Ford—
Pompano Beach

Palm Beach County

Wayne Akers Ford—
Lake Worth
Doug Lockhart Ford—
Belle Glade

Al Packer Ford—
West Palm Beach
Pahokee Ford—Pahokee
Bev Smith Ford—
Lake Park
Earl Wallace Ford—
Delray Beach

Hendry County


Hendry County Motors—
Clewiston
Langford Ford—LaBelle

Monroe County

Duncan Ford—Key West

Collier County

Tamiami Ford—Naples



Media Guide

MIAMI DOLPHINS 1981 SCHEDULE PRESEASON

Aug. 8	at Minnesota Vikings	8 p.m.
Aug. 15	DENVER BRONCOS	8 p.m.
Aug. 22	at Detroit Lions	p.m.
Aug. 28	KANSAS CITY CHIEFS	8 p.m.

REGULAR SEASON

Sept. 6	at St. Louis Cardinals	12 noon
Sept. 10	PITTSBURGH STEELERS	8:30 p.m.
Sept. 20	at Houston Oilers	12 noon
Sept. 27	at Baltimore Colts	2 p.m.
Oct. 4	NEW YORK JETS	4 p.m.
Oct. 12	at Buffalo Bills	9 p.m.
Oct. 18	WASHINGTON REDSKINS	4 p.m.
Oct. 25	at Dallas Cowboys	3 p.m.
Nov. 1	BALTIMORE COLTS	1 p.m.
Nov. 8	at New England Patriots	1 p.m.
Nov. 15	OAKLAND RAIDERS	1 p.m.
Nov. 22	at New York Jets	4 p.m.
Nov. 30	PHILADELPHIA EAGLES	9 p.m.
Dec. 6	NEW ENGLAND PATRIOTS	1 p.m.
Dec. 13	at Kansas City Chiefs	1 p.m.
Dec. 19	BUFFALO BILLS	4 p.m.

Home Games Capitalized
All Times Local

TICKET INFORMATION

Season tickets (\$130, \$120 and \$100) and individual game tickets (\$13, \$12 and \$10) are available at the Dolphin Ticket Office, Gate 14 of the Orange Bowl. Special seating arrangements can be made for groups of 25 persons. Tickets can be charged to Visa or MasterCard. Telephones are 643-4700 in Dade County and 522-4271 in Broward County.



MIAMI DOLPHINS

1981 Media Guide

ON THE COVER: Quarterback David Woodley, a sensational rookie in 1980 and the catalyst to a rebuilding Miami offense, swept NFL All-Rookie honors by directing five victories. He was the first Dolphin rookie since Bob Griese in 1967 to win the team's Most Valuable Player award. He hails from Louisiana, the training ground for Terry Bradshaw, Bert Jones and Joe Ferguson.

TABLE OF CONTENTS

Administration	10-12	Results	
All-Pro Dolphins	132	Year-by-Year	114-117
Assistant Coaches ...	13-18	Opponent Series ..	118-120
Attendance	123-124	Preseason	121-122
Depth Charts	28	Won-Loss Chart	120
Directory	2	Postseason	125-131
Draft Choices	92-94	Robbie Profile	3-4, 9
Game Recaps, '80 ..	98-105	Rookie Profiles	73-77
Historical Highlights ..	82-88	Rosters	
Orange Bowl	158	1981 Rookies	78-79
Origin of Dolphins	91	1981 Veterans	80-81
Playoffs 1970-79 ...	125-131	All-Time	89-91
Player Profiles	29-72	Schedule, NFL	160
Press Information	158	Season Tickets	124
Pro Bowl	133	Shula Profile	5-8
Prospects for '80 ...	23-27	Shula Record	8
Publicity Contacts	22	Standings, '80 NFL	112
Radio Network	159	Statistics for 1980	
Records		Team	106
Yearly Leaders ...	136-138	Individual	107-108
100-Yard Games ...	138-139	Stat Charts	109-111
Individual	140-147	Ticket Sales	123
Team	148-150	Trades	95-96
Consecutive	151	Won-Loss, '70-80 ..	156,157
Opponent	153-155		


The Miami Dolphins Media Guide is written and edited by Bob Kearney, Director of Public Relations.

MIAMI DOLPHINS

3550 Biscayne Boulevard
Miami, Fla. 33137

TRAINING CAMP

16400-D NW 32nd Avenue
Miami, Fla. 33054
Publicity: (305) 625-7888



MIAMI DOLPHINS CLUB DIRECTORY

Managed by South Florida Sports Corp.

Downtown Office—(305) 576-1000

President	Joseph Robbie
Vice-President	Elizabeth L. Robbie
Exec. VP & Gen. Manager	J. Michael Robbie
Director of Finances	Robert E. Brodhead
Vice-President	Joseph H. Thomas
Corporate Secretary	Audrey J. Nessheim
Corporate Treasurer	Timothy J. Robbie
Consultant	Frank J. Callahan
Public Relations Director	Robert T. Kearney
Publicity Director	Charles M. Callahan
Publications Director	H. R. Horning
Controller	Howard F. Rieman
Ticket Director	Ross R. Paul
Group Ticket Sales	Frank Buetel
Secretary to President	Mariam E. Kircher
Executive Secretary	Agnes (Pat) Bell
Sec'y to VP & Gen. Mgr.	Penny Sleeman
Public Relations Secretary ..	Sharon Madsen
Bookkeeper	Doris Young
Asst. Bookkeeper	Terry Parker
File Clerk	Lisa Williams
Ticket Aides	Mary Gallagher, Tami Rae Paul
Receptionist	Althea Simpson
Mail Clerk	Richard Cumberland

Training Camp — (305) 625-6491

Vice-President, Head Coach	Donald F. Shula
Asst. Head Coach, Defense	Bill Arnsparger
Assistant Coaches	
Receivers, Passing Game	Wally English
Defensive Backs, Punter	Tom Keane
Offensive Line, Running Game ..	John Sandusky
Defensive Line, Run Defense	Mike Scarry
Offensive Backs, Special Teams ..	Carl Taseff
Special Teams	Steve Crosby
Director of Pro Personnel	Charley Winner
Director of Player Personnel	Charles T. Connor
Asst. Dir. of Player Personnel	Steve Crosby
Trainer	Robert Lundy
Assistant Trainer	Junior Wade
Equipment Manager	Dan Dowe
Film Manager	Al King
Secretary to Head Coach	Anne Rodriguez
Secretary	Jacquelyn Doyle
Secretary	Patricia Chaparro
College Area Scout	Milt Davis
College Area Scout	Elbert Dubenion
Team Physician	Dr. Herbert W. Virgin Jr.
Asst. Team Physician	Dr. Charles E. Virgin
Cardiologist	Dr. Edward St. Mary

JOSEPH ROBBIE

President
and Managing
General Partner



Thomas Carlyle, the Scot essayist and historian, once observed:

"Every noble work is at first impossible."

In the sense that the Miami Dolphins imbued their community with enormous pride, pro football in South Florida was a noble accomplishment. Certainly it was an impossible task, if one listened to the legion of skeptics in 1965.

Joseph Robbie would not listen to the disbelievers. None of the hardships of building a championship team from scratch would subdue Robbie once he took his first determined step 16 years ago. His uncanny foresight and perseverance have prevailed.

As president and managing general partner, he has propelled the Dolphins from underdogs to champions. He has weathered the financial chaos of a struggling expansion team and dispensed more than \$1.5 million of philanthropy.

Pro football has burgeoned by 16 teams since 1960, and the Dolphins stand alone among the newcomers in having won consecutive championships. The goal of National Football League superiority was achieved not in the 12 years it required Dallas, nor in the 17 years it took Oakland, but in just seven years for Miami.

And the Dolphins did more than capture the NFL crown. They bejeweled it with 17 perfect stones. An unprecedented record of 17-0 that 1972 season brought the Super Bowl title to South Florida, and then the Dolphins repeated as champions with a two-year record of 32-2.

Robbie, a former South Dakota legislator and Minneapolis lawyer, parlayed cunning and persistence into shaping one of the most successful sports franchises in America. Since 1970 the Dolphins have the third-best winning percentage (.696) in the NFL and are the only team to win three straight conference titles.

"Firmness of purpose," Lord Chesterfield wrote, "is one of the most necessary sinews of character, and one of the best instruments of success. Without it, genius wastes its efforts in a maze of inconsistencies."

Robbie epitomizes this firm pursuit.

And at 65, Robbie still draws from a seemingly bottomless reservoir of energy. He is vigorously involved in his community, and it was his enlightened opposition to pouring millions of dollars into Orange Bowl improvements that ultimately led to the current push for a new 70,000-seat stadium.

Opponents of a new stadium have decried the exorbitant costs of such a facility but failed to do their homework. Robbie commissioned The McNulty Company in 1976 to prepare plans for a new stadium with chairback seats and adequate parking, and he showed cynics that it could be constructed for \$26.5 million exclusive of land costs—half as expensive as the opponents had proclaimed.

Robbie could have borrowed Mark Twain's admonition for journalists: "Get your facts first, and then you can distort 'em as you please."

When that stadium rises in the 1980s, it will be as symbolic of Robbie's persevering character as the gleaming silver Super Bowl trophies.

The unavoidable setback for a 1966 American Football League expansion club never intimidated Robbie. The stadium was two-thirds empty in those first two years when the Dolphins averaged only 25,551 and 27,120 tickets sold.

A four-year ledger read 15 wins in 56 games, a paid average of 28,742 at the ticket counter for 28 games, and off the field, one member of the limited partnership had secretly negotiated a franchise move to Seattle. Robbie swiftly recruited five Miami investors to buy the substantial share held by the recalcitrant partner, and thus the Dolphins became rooted more deeply in Miami.

Once Robbie had survived the financial maelstrom, he still searched for a winner. South Florida had indicated its readiness for pro football when an AFL-record crowd of 68,125 filled the Orange Bowl for a 1968 preseason game with Baltimore. The Dolphins had drafted Griese, Csonka and Stanfill and had traded for Little, Buoniconti and Warfield. On-field leadership was the missing element.

Robbie's genius was manifested when he gave Don Shula the head coaching responsibility Feb. 18, 1970. In the years which have followed, every NFL team except Dallas, Minnesota and Pittsburgh has changed coaches but none of the more than 100 moves has topped Robbie's selection.

Immediately in 1970, the Dolphins were transformed from 3-10-1 underachievers to 10-4 playoff qualifiers. The Dolphins reached the Super Bowl in their sixth year of operation (1971) and linked three consecutive AFC championships (1971-73).

Robbie's faith in once-apatetic South Florida was rewarded with fanatical support. There was an NFL-record 74,961 season tickets in 1973 on the way to 22 straight sellouts (excluding preseason games) while the Dolphins made history with Super Bowl triumphs over Washington and Minnesota.

In the 11 years since Robbie brought Shula to the helm, the Dolphins have averaged 65,500 tickets sold over 85 dates at the Orange Bowl (excluding preseason games).

Of all the plaudits accompanying the ascent of the Dolphins, none fit Robbie's undaunted style more suitably than the Horatio Alger Award given him in 1979. It is an honor bestowed on giants of the free enterprise system in recognition of outstanding careers developed through "personal effort out of hardship."

"If I were asked to name the award that I would cherish most of any I know about," Robbie said in acceptance, "it would be this one. This to me represents struggle and achievement, and through my life, it has always been my opinion that the struggle itself is equally important and rewarding as the ultimate achievement."

The Dolphins, through Robbie's adroit management, have directed more than \$1.5 million to charitable organizations in the community that supports the team. Robbie has worked actively on the Board of Trustees for both Jackson Memorial Hospital and the United Way, and he served as president of Catholic Charities for three years.

He also serves on the National Board of Directors of the American Health Foundation and the U.S.O. Other past

(Continued on page 9)

DONALD F. SHULA

Head Coach



In profile, his face has a chiseled magnificence. It was carved through 18 years as a National Football League coach—carved as deeply as his commitment to excellence.

The record is there for historians. But your eye interprets Don Shula as he stirs restlessly along the sideline. Exorting all. Deliberating. Instructing. Always pacing. And when he stops—his arms locked across his chest, those eyes powerful as lasers, that anvil of a jaw—he stands as the unshakeable commander.

It is Shula's steel-clad determination, a fervor he instills in every player, that produces consistent winners for the Miami Dolphins.

He will become only the fourth coach in NFL history to win 200 games; he marches into 1981 with a record of 193-78-5. His career winning percentage of .708 is the best among the NFL's all-time 10 winningest coaches, and the perfect 17-0 mark by the 1972 Dolphins remains a monument to Shula. Probably no team will surpass the incredible 32-2 combined record of 1972 and 1973 with two Super Bowl conquests.

Shula was voted Coach of the Decade for the 1970s by the Pro Football Hall of Fame's 25-member selection committee. His uncanny ability to defeat all forms of adversity, and not the weight of championship trophies, tipped the balloting in his favor.

With teams in Baltimore and Miami, Shula has built five unbeaten streaks of 10 or more games, and no other coach has done it more than twice. His 69.6 percent winning in 11 seasons in Miami (120-52-1) parallels his 72.8 percent success in seven years in Baltimore (73-26-4) from 1963 to 1969.

Last winning the AFC East title in 1979, the Dolphins have either won or shared first place in the division eight times in the 11 years under Shula. His Dolphins have been almost invincible at the Orange Bowl with a 69-16 record (81 percent) including an NFL-record 31-game winning streak at home from 1971 to 1974.

Shula, 51, attacks new challenges with the same fundamental tools of organization, preparation and discipline. He drills for precision in every practice, and his methods eliminate errors—the Dolphins have been the least-penalized team in the NFL for five consecutive years.

And behind the intense, steely visage is Shula's abiding respect for his athletes and a warmth that evades the TV cameras along the sidelines.

Shula's approach to football becomes indelibly etched on the character of most players, and it prompted 34-year-old tackle Mike Current to write a 1980 retirement note.

"I would like for you to know how much I appreciate the opportunity to have played for you and the Dolphins over the past three years," Current wrote. "I really felt that those years gave me more insight to actual achievement and the sacrifices required than the 10 years I played previously. Also I truly appreciate the patience and faith you demonstrated in me in the beginning and throughout."

Shula has made a mark on the game as an innovator of defensive complexities and situation substitutions, and he has a reputation as a great motivator. Certainly, other coaches can develop brilliant strategy and deliver rousing speeches at halftime. But Shula surpasses the rest in his skill as a teacher.

"If he'd started in chemistry or mathematics," Dolphin owner Joseph Robbie says of Shula, "I think he'd be the best in the business. He can explain things simply, and then through repetition, transfer his knowledge to people as well as anybody."

Twice with the Dolphins, in 1970 and 1977, Shula has deployed five rookies in his starting defense and won 10 of 14 games each season. And for those exigencies brought on by injuries to his starting quarterback, Shula has solutions. Backup quarterbacks for the Dolphins had a 23-6 record under Shula since 1970.

He cultivates a winning attitude in preseason success which measures 74-21-3 (77 percent) including 32-4-1 at Baltimore and 42-17-2 at Miami.

He had been the youngest head coach, 33, in NFL history when the Colts picked him in 1963 after Shula's three years as defensive coordinator of the Detroit Lions. In the old NFL, the Colts reached the title game in 1964 and 1968 after 12-2 and 13-1 campaigns, and the 1967 Colts posted an 11-1-2 record. Those three powerhouse teams averaged scoring almost 30 points per game.

Shula's resourcefulness is best documented in 1965 when injuries sidelined Colts quarterbacks John Unitas and Gary Cuozzo, so that halfback Tom Matte wore the "playbook" on his wristband and directed a 20-17 upset at Los Angeles.

He transformed a 3-10-1 Dolphin team into a playoff qualifier his first season in Miami and laid the foundation for a perennial contender. In 1971, the Dolphins won their first of four consecutive AFC East titles, and on Christmas Day in Kansas City, pro football's longest game (82 minutes, 40 seconds) ended with Garo Yepremian's winning 37-yard field goal in the second overtime. A week later, the Dolphins stymied the Unitas-led Colts, 21-0, on the same Poly-Turf where Baltimore had won Super Bowl V the previous January.

Dethroning the Colts launched the Dolphins to three consecutive AFC championships — a feat unequalled in either conference since the 1970 merger. But a disappointing 24-3 loss to the Dallas Cowboys in Super Bowl VI filled Shula and his players with greater drive, and in 1972, the Dolphins attracted headlines as the "Greatest Team Ever."

Shula had claimed 38-year-old Earl Morrall from the waiver list in April 1972, recalling Morrall's leadership of the 1968 Colts. When quarterback Bob Griese suffered a broken ankle in the fifth game, Morrall took charge for 11 straight victories. The Dolphins rewrote the NFL rushing record (2,960 yards), and with a regular-season record of 105-30-5, Shula became the first NFL coach to win 100 games in his first decade.

Surprisingly, the unbeaten Dolphins were three-point underdogs to the Washington Redskins in Super Bowl VII. Shula elected to go with a healthy Griese, and the Dolphins annihilated the Redskins, 14-7, for the coach's first NFL crown.



Don Shula is approaching 200th career victory in his 19th season.

No less impressive were the 1973 Dolphins, losing only twice in 17 games. The Dolphins set modern NFL record of allowing only 1,290 yards passing and only five touchdown passes, and they overwhelmed three playoff opponents, 85-33, including a 24-7 rout of the Minnesota Vikings in Super Bowl VIII.

Only twice have Shula's Dolphins failed to win 10 games in a season, and they have qualified for the playoffs seven times in 11 seasons. Only twice have his Dolphins ranked lower than sixth in NFL scoring defense.

"No matter what people are saying, you've got to go out and do it yourself," Shula reminds his players. "You don't win games because you're favored, and you don't lose games because you're the underdog. It's what happens on game day that counts. You've got to think positively and do the things that are necessary to win."

Donald Francis Shula was born January 4, 1930 in Grand River, Ohio, and raised in Painesville, Ohio. He was a running back at John Carroll University in Cleveland, and in 1950, he gained 125 yards when the Blue Streaks upset Syracuse, 21-15.

Shula was the lone rookie on Coach Paul Brown's defending NFL champion Cleveland Browns in 1951 until Shula's college teammate Carl Taseff joined the Browns at midseason. Both were involved in a 15-player trade with Baltimore in 1953, and Shula played four seasons with the Colts (1953-56) and one season in Washington (1957) at right cornerback. He had 21 career interceptions for 247 yards.

Shula entered the coaching ranks with an assistant's job at Virginia (1958) and Kentucky (1959), and he joined the NFL's Detroit Lions in 1960 under Coach George Wilson—a man he later replaced in Miami. The Lions posted a 26-13-1 record with Shula as the defensive coordinator.

Then in 1963 he succeeded Weeb Ewbank as head coach at Baltimore, and in the 18 seasons which have followed, Shula has reached the championship game five times with two victories.

Today he takes an active role in NFL leadership, serving the past seven years on the select four-man NFL Competition Committee. Improved safety in pro football has become a major goal for this committee.

"I think there for a while there was the teaching and coaching of intimidation," Shula admits. "I like to see a clean hit as much as the next guy, but I think you can go out and

compete just for the desire of winning, more than for physically intimidating the other guy. The players have to realize that they're all in it together."

As consumed as he is by football, Shula remains a devoted family man. He and the former Dorothy Bartish, married July 19, 1958, have five children—two boys and three girls—David 22, Donna 20, Sharon 19, Annie 17 and Michael 16.

David Shula, the 1977 salutatorian at Hollywood Chaminade High, broke all pass receiving records at Dartmouth College and played in the 1981 Senior Bowl. In three seasons, the Dartmouth co-captain caught 133 passes for 1,822 yards.

"He's never pressured me at all to do anything, whether it was baseball or soccer or football or whatever," David Shula says of his father. "It was always my own initiative. If I was interested in it, then my dad would always say, 'If you want to do it, that's great; but give it your all and don't come out a quitter. You can't always come out a winner, but you can always give it your best.'"

100-GAME NFL WINNERS

Yrs.	Coach	Regular Season	Win Avg.	Play-offs	All Games	Win Avg.
40	George Halas	320 147 30	8.4	6-3	326 150 30	.674
33	Curly Lambeau	231 133 23	7.3	3-2	234 135 25	.626
21	Tom Landry	184 108 6	8.9	17-12	201 120 6	.624
18	Don Shula	183 70 5	10.3	10-5	193 78 5	.708
21	x-Paul Brown	166 100 6	8.0	4-8	170 108 6	.609
23	Steve Owen	151 100 17	6.9	3-8	154 108 17	.582
14	Bud Grant	131 66 5	9.5	9-11	140 77 5	.642
17	Hank Stram	131 97 10	8.0	5-3	136 100 10	.573
20	Weeb Ewbank	130 129 7	6.7	4-1	134 130 7	.507
12	Chuck Noll	109 64 1	9.1	14-4	123 68 1	.643
18	Sid Gillman	122 99 7	7.0	1-5	123 104 7	.541
12	George Allen	116 47 5	9.9	2-7	118 54 5	.681
10	John Madden	103 32 7	10.6	9-7	112 39 7	.731
15	Buddy Parker	104 75 9	7.2	3-1	107 76 9	.581
10	Vince Lombardi	96 34 6	9.9	9-1	105 35 6	.740

x-does not include 47-43 record in AAFC, 1946-49

NFL Playoff Bowl in Miami (1961-70) excluded from records

SHULA'S 18-YEAR RECORD

Year	Team	W	L	T	Pct.	Finish
1963	Baltimore	8	6	0	.571	3rd, NFL West Conf.
1964	*Baltimore	12	2	0	.857	1st, NFL West Conf.
1965	Baltimore	10	3	1	.769	T-1st, NFL West Conf.
1966	Baltimore	9	5	0	.643	2nd, NFL West Conf.
1967	Baltimore	11	1	2	.917	T-1st, NFL Coastal
1968	*Baltimore	13	1	0	.929	1st, NFL Coastal
1969	Baltimore	8	5	1	.615	2nd, NFL Coastal
1970	Miami	10	4	0	.714	2nd, AFC East
1971	*Miami	10	3	1	.769	1st, AFC East
1972	**Miami	14	0	0	1.000	1st, AFC East
1973	**Miami	12	2	0	.857	1st, AFC East
1974	Miami	11	3	0	.786	1st, AFC East
1975	Miami	10	4	0	.714	T-1st, AFC East
1976	Miami	6	8	0	.429	3rd, AFC East
1977	Miami	10	4	0	.714	T-1st, AFC East
1978	Miami	11	5	0	.688	T-1st, AFC East
1979	Miami	10	6	0	.625	1st, AFC East
1980	Miami	8	8	0	.500	3rd, AFC East
Baltimore Total		71	23	4	.745	73 26 4 .728
Miami Total		112	47	1	.703	120 52 1 .697
18-YEAR TOTAL		183	70	5	.715	193 78 5 .708

*NFL runnerup

**NFL champion

SHULA'S UNBEATEN STREAKS

Games	Year	Team and Record at End of Streak
18	1972-73	Miami to 17-0 and 1-0
13	1967	Baltimore to 11-0-2 (ties on 5th and 6th games)
11	1964	Baltimore to 11-1
10	1968	Baltimore to 15-1
10	1973	Miami to 11-1
9	1965	Baltimore to 9-1-1 (tie on 9th game)
8	1971	Miami to 9-1-1

(Continued from page 4)

services by Robbie include the Board of Governors of the Greater Miami Chamber of Commerce and the Board of Directors for United Way, Boystown, Crippled Children's Society and the Heart Association.

His administrative ability was recognized by NFL colleagues when he served on the six-member Executive Committee of the NFL Management Council and he was chairman of the AFL Player Relations Committee.

He was presented the prestigious Timmie Award from the Touchdown Club of Washington in 1974 for the "extraordinary achievement" by the Dolphins over a four-year period (54-11-1) through three Super Bowl appearances. His credits include Pro Football Executive of the Year in 1976 by Pop Warner Junior League Football.

Robbie was the national fund-raising chairman for the Dakota Dome, a \$7.2-million arena at his alma mater, the University of South Dakota, which presented him an honorary Doctor of Laws degree in 1979.

He may be the only person ever elected student body president of two colleges—Northern State Teachers College in Aberdeen, S.D., and the University of South Dakota in Vermillion. He founded the South Dakota Student Federation consisting of the student governments of all of South Dakota's colleges and universities, and he served as its president both years he was student body president at Northern and USD.

A gifted extemporaneous speaker, he won the National Discussion Debate championship in Chicago in 1940 and earned his law degree from South Dakota in 1946. His education was interrupted by Navy duty during World War II, and he received the Bronze Star for his part in South Pacific invasions aboard the Rocky Mount.

Robbie was born July 7, 1916 in Sisseton, S.D. He and his wife Elizabeth (married 12-28-42) have raised 11 children. Robbie first practiced law in Mitchell, S.D. (1964-51) when he served as Democratic State Chairman, state legislator and 1950 gubernatorial candidate. His family had grown to six children when he moved to Minneapolis in 1951 to become Regional Counsel for the Office of Price Stabilization, and later he directed a four-state area with 500 employees.

He was a charter member of the Twin Cities Metropolitan Planning Commission, and in what ranks alongside his Super Bowl achievements, he drafted the law which created the Minneapolis Municipal Commission for which he was chairman from 1959 to 1965.

It was then in 1965, after 20 years as a lawyer, that Robbie happened into pro football. A client Robbie met on a Miami Beach vacation was interested in an AFL expansion franchise for Philadelphia. Robbie contacted AFL Commissioner Joe Foss, a former South Dakota classmate and colleague in the legislature.

Robbie and entertainer Danny Thomas, friends since 1959 while serving on the Board of Directors of St. Jude Children's Hospital in Memphis, filed a formal application and were awarded an AFL franchise for \$7.5 million. Thomas divested himself of his large stake in the Dolphins in 1967, and by 1969, Robbie had overcome attempts of takeover by partners and had maneuvered into majority ownership.

He has expanded sports in South Florida through his wife Elizabeth, owner of the successful Fort Lauderdale Strikers of the North American Soccer League, and he has drawn his sons Michael, 33, and Tim, 26, into administrative positions with an eye to the future.



J. MICHAEL ROBBIE

**Exec. Vice President
and General Manager**

J. Michael Robbie, a law graduate of the University of South Dakota, has followed the path blazed by his father in the administration of the Miami Dolphins.

Michael has the legal training and business background which have become more essential in modern sports management.

The younger Robbie, 33, is entering his third full season as Executive Vice President and General Manager of the Dolphins, a position to which he was named October 11, 1978.

Among his first projects was the implementation of a computer system for all Dolphin operations from ticket accounts to scouting. He gained a working knowledge of the business aspects of pro football in four years in the Dolphins' ticket office, from September 1971 to July 1975, serving as Ticket Director the last two years.

Michael has represented the Dolphins at NFL meetings.

"All of us get a day older every day, so we have to plan for the future of our family," Joseph Robbie says. "I'm pleased that Michael is able to fit himself into the management of the Dolphins and the handling of family affairs. Mike is going to take a leadership role in guiding the younger members of our family."

Michael, the fourth-oldest of 11 Robbie children, was born Jan. 6, 1948 in Mitchell, S.D. He was raised in Minneapolis when the family moved there in 1951.

He earned his J.D. and M.B.A. degrees from South Dakota in May 1978, and he was admitted to the South Dakota Bar. He was graduated in 1966 from De LaSalle High in Minneapolis, and he earned his B.S. in mechanical engineering from Notre Dame in 1971.



BOB BRODHEAD

Director of Finances

Bob Brodhead, whose executive skills in football finance were shaped by seven seasons with the Cleveland Browns, returned to the NFL from private industry in 1980 to become Director of Finances for the Dolphins.

Brodhead, the financial advisor to club president Joseph Robbie, conducts the negotiation of player contracts in addition to his extensive duties in budget and financial planning. He will play a significant role in the development of a new stadium for the Dolphins in the 1980s.

Brodhead, 44, served the Browns as business manager from

1967 through 1970 and was promoted to vice president and treasurer in 1971. He left Cleveland prior to the 1974 season and spent six months in Phoenix, Ariz., developing a plan for an NFL expansion franchise for investors there.

In 1975 he became president and general manager of the Portland Thunder of the World Football League, and he even assumed coaching duties (1-1 record) before the league folded in late October. Brodhead returned to Cleveland as the president of Angell Nail Company for five years before accepting the Dolphin position in October 1980.

Brodhead was an outstanding quarterback and three-time Most Valuable Player in the Continental League, playing six seasons (1961-66) and earning all-league honors every year. He guided the Cleveland Bulldogs for three years (1961-63) and moved with the franchise to Canton, Ohio (1964) and Philadelphia (1965-66). The former Duke University quarterback had been drafted by the Browns in 1958 after having led the Blue Devils to an Orange Bowl appearance, and he later applied his B.A. in accounting to a front-office career.

He and his wife Kay (married 4-18-59) live in Boca Raton with their daughters Mindy (1-22-60) and Amy (5-14-63) and their son Jason (6-16-68).



JOE THOMAS

Vice-President

Joe Thomas, who drafted and traded for the talent which produced the Dolphins' championships of the early 1970s, rejoined the Dolphins in 1981 after a nine-year absence.

In his vice-president's capacity, Thomas, 60, will serve as a club liaison with the Greater Miami-Dade Sports Authority in the planning of a new stadium and also conduct public information campaigns to promote football interest.

Thomas has spent 22 years in the National Football League including 19 in personnel and management with four different clubs. He stocked two expansion teams as director of player personnel for Minnesota in 1960 and Miami in 1965—the Vikings were an 8-5-1 success in their fourth season (1964) and the Dolphins reached the Super Bowl in their sixth season (1971).

Ironically, Thomas missed earning a Super Bowl ring while the players he assembled had a ring on each hand—trade acquisitions Larry Little, Nick Buoniconti and Paul Warfield and draftees Bob Griese, Larry Csonka, Dick Anderson, Jim Kiick, Bill Stanfill and Jake Scott, to name a few.

Thomas had been the Dolphins' first employee, hired Sept. 21, 1965, four months before the American Football League expansion draft. He left Miami in February 1972 following the draft to pursue greater job responsibilities, and five months later, he was named vice president and general manager of the Baltimore Colts.

He orchestrated a trade for a first-round pick in 1973 and spent it for quarterback Bert Jones—a move which ultimately resulted in three consecutive AFC East titles (1975-77) for the Colts.

Thomas' last assignment was vice-president and general manager of the San Francisco 49ers for two seasons (1977-78).

Thomas, an end at Ohio Northern and 1943 graduate, spent six years in college coaching at DePauw (1948-51) and Indiana (1952-53) and earned a master's in education at Indiana. He gained three years of NFL experience as a defensive coach at Baltimore (1954) and Los Angeles (1955-56) and then three years with the Toronto Argonauts (1957-59) of the Canadian Football League before joining the Vikings in April 1960.

He and his wife Judi have an 11-year-old daughter, Paige.



"DOLPHINS" WON, FLIPPERS DOWN

Mariners, Marauders, Mustangs, Missiles, Moons, Sharks, Suns—none of those other names suggested to the American Football League expansion franchise in 1965 could raise a fin to the runaway winner.

"Dolphins" was submitted by 622 entrants in a contest which attracted 19,843 entries and more than a thousand different names. The dozen finalists were delivered to a seven-member screening committee of local media.

The bottlenose dolphin, an intelligent creature with an irresistible built-in grin, has inspired wonderment for centuries. Plutarch observed 1,900 years ago that the dolphin "is the only creature who loves man for his own sake." Every trainer will have a tale of the dolphin's cleverness and ingenuity, and scientists are fascinated by a dolphin's natural equipment which far surpasses the range of Navy sonar equipment.

"The dolphin is one of the fastest and smartest creatures in the sea," Joseph Robbie said in announcing the team name Oct. 8, 1965. "Dolphins can attack and kill a shark or a whale. Sailors say bad luck will come to anyone who harms one of them."

Mrs. Robert Swanson of West Miami won two lifetime passes to Dolphin games with her nickname entry. The tiebreaker was picking the winner and score of the 1965 game between the University of Miami and Notre Dame—it ended a scoreless tie.



BILL ARNSPARGER

Asst. Head Coach, Defense

18th NFL Season, 10th with Dolphins

Born Dec. 16, 1926

Bill Arnsparger has devised the strategies which have kept the Dolphins among pro football's most respected defenses.

In his eight full seasons with the Dolphins (1970-73 and 1977-80), Arnsparger has crafted a defense which has allowed the fewest points in the National Football League. Under his guidance, the Dolphins have yielded 225 fewer points than Pittsburgh and 380 fewer points than all other AFC teams in those eight years. Miami has finished first or second in AFC scoring defense six times.

Arnsparger, 54, molded a disciplined defense which had five rookies named to the NFL All-Rookie team in 1977 and nine times didn't allow a touchdown in 1978 and 1979 on the way to the playoffs. He earned the game ball in Super Bowl VIII after the 1973 club permitted only 150 points and set modern NFL records of 1,290 yards passing and five TD passes. That team linked 13 consecutive scoreless quarters.

His association with Coach Don Shula goes back to 1959 as aides at Kentucky, then 1964-69 at Baltimore and 1970-73 at Miami. Three times in those 10 seasons, Arnsparger's charges led the NFL in scoring defense.

He was head coach of the New York Giants for 2½ seasons beginning in 1974 and he rejoined the Dolphins at midseason 1976. He worked 14 years in college coaching—Miami, Ohio (1950), Ohio State (1951-53), Kentucky (1954-61) and Tulane (1962-63).

Arnsparger was a high school lineman at Paris, Ky., under Blanton Collier, later the head coach (1963-70) of the Cleveland Browns. Arnsparger spent two years as a Marine sergeant before returning to Miami (Ohio) as an offensive tackle under Woody Hayes. In 1976 he was inducted into the Miami University Athletic Hall of Fame.

Currently he is chairman of the 20-member Governor's Sports Council in Florida. He and his wife Betty Jane (married 8-24-57) live in Miami Lakes with their son David (8-6-65) and daughter Mary Susan (2-29-68).



WALLY ENGLISH

QBs, Receivers,
Passing Game

4th NFL Season, 1st with Dolphins

Born June 28, 1938

Wally English, whose 15-year coaching career includes three years with Detroit Lions and service at six major colleges, joined the Dolphins in 1981 to take charge of quarterbacks, receivers and the passing game.

For the past two seasons, English was the offensive coordinator at the University of Pittsburgh. The Panthers put together consecutive 11-1 records and, in 1980, ranked second in the nation after routing South Carolina, 37-9, in the Gator Bowl.

English's high-powered passing game, directed by Pitt quarterbacks Dan Marino and Rick Trocano, broke school records both years. The Panthers averaged 268 yards passing (fifth in nation) in 1980 and 31 points per game while amassing a record 4,920 yards total offense.

English, 41, has three years of NFL coaching experience as the offensive backfield coach with the Lions in 1974, 1975 and 1977. He then coached quarterback Marc Wilson at Brigham Young in 1978.

The former University of Louisville quarterback (1956-58) was the successor to John Unitas at his alma mater. English began coaching on the college level as quarterback coach at Kentucky (1956-68) and spent one year (1969) as a scout and coach for Richmond, Va., in the Continental League. He moved to Arkansas (1970), then Virginia Tech (1971-72) and Nebraska (1973). VPI's Don Strock led the nation in passing in 1972 and was drafted by the Dolphins in 1973.

English is only the second Dolphin assistant coach to be hired from the college ranks. Offensive backfield coach John Idzik (1966-69) came to Miami from Tulane University.

English and his wife Peggy (married 7-25-59) live in Davie with their five sons—Jon (9-24-60), Steve (11-12-61), Danny (6-9-64), Tommy (8-6-67) and infant Andrew (3-26-81). Jon is a sophomore quarterback at Iowa State and Steve is a sophomore defensive back at Indiana.



TOM KEANE

Defensive Backs, Punting

18th NFL Season, 16th with Dolphins

Born Sept. 7, 1926

Tom Keane, whose guidance of the Dolphin secondary spans the club's entire 16-year history, developed a ball-hawking bunch that included three new starters in 1980.

It was the youngest group Keane ever directed, even younger than the 1966 expansion team, and cornerbacks Gerald Small and Don McNeal led a haul of 28 interceptions. McNeal progressed rapidly to earn NFL All-Rookie honors, and it marked the first time that Keane had had the luxury of a first-round draftee.

Keane, 55, is one of only three current NFL assistants who have coached with the same club as long as 16 years—Jim Myers (1962-81) and Ernie Stautner (1966-81) of Dallas are the others. The Dolphins have averaged 23 interceptions per year (351) topped by an NFL-leading 32 thefts in 1978.

In Keane's first year, the Dolphins stole 31 passes and ranked second in the American Football League. In 1973 the Super Bowl champions allowed only five touchdown passes.

Keane, a former All-Pro safety for the Baltimore Colts in 1953, holds the Colts record with 11 interceptions that season. He had swiped 10 passes in 1952. He also averaged 42.8 yards punting and he held the ball for Bert Rechichar's 56-yard field goal which stood as an NFL record for 17 years.

He was a freshman quarterback and tailback for unbeaten Ohio State in 1944, and after a 20-month stint as a seaman in the South Pacific, Keane played at West Virginia. He skipped his senior year to be drafted by Los Angeles (1948-51), then was traded to the short-lived Dallas Texans (1952) and went to Baltimore (1953-54) in the franchise move.

Keane played with the Chicago Cardinals (1955) and his career ended with a knee injury suffered while tackling Tank Younger in a 1956 preseason game. He coached with the Cardinals (1957) and the Calgary Stampeders (1960) of the Canadian Football League.

In 1961 he became head coach of the Wheeling Ironmen of the United Football League, and after winning two championships, he moved to Pittsburgh (1965) as an assistant.

He and his wife Mary (married 7-5-52) live in Miami and have two daughters, Candi and Mary, and two sons, Tom and Tim.



JOHN SANDUSKY

**Offensive Line,
Running Game**

23rd NFL Season, 6th with Dolphins

Born Dec. 28, 1925

John Sandusky has applied his immense knowledge of battle in the trenches and has rebuilt the Dolphin offensive line.

His teaching patience and thoroughness are not diminished by 30 years in the NFL including 23 years of coaching—five more than any other Miami assistant.

Sandusky solidified the blocking front in 1980 by blending young tackles Eric Laakso and Jon Giesler and center Mark Dennard with veteran guards Bob Kuechenberg and Ed Newman. The Dolphins led the NFL in rushing in the 1970s, averaging 2,372 yards per season.

Sandusky, 55, has the unique distinction of having served in four different capacities in the old College All-Star Game in Chicago. He played with the All-Stars (1950) and coached them (offensive line, 1958); he played with the NFL champions (Cleveland, 1951 and 1955) and coached them (Baltimore offensive line, 1969, and defensive line, 1971).

He was the offensive line coach under Don Shula for seven years (1963-69) with Baltimore. In fact, Shula tried to bring Sandusky to Miami in 1970 but the Colts' coaching staff was restricted. Sandusky stayed with the Colts to coach the defensive line (1970-72) with a Super Bowl V victory under Don McCafferty.

Sandusky's first NFL assignment had been the Colts' defensive line (1959-62) under Weeb Ewbank, so he has spent seven years on defense and 16 years on offense.

When McCafferty was fired after a 1-4 start in 1972, Sandusky was elevated to head coach. He posted a 4-5 record including two losses to the unbeaten Dolphins. Sandusky next spent three years (1973-75) with the Philadelphia Eagles' offensive line.

That was a homecoming for the former All-American tackle from Villanova. He went both ways at tackle for Cleveland (1950-55) when the Browns played in six consecutive NFL championship games, winning three titles, and he spent one year with Green Bay (1956). He began his coaching career as a Villanova assistant (1957-58).

He and his wife Ruth (married 3-31-51) live in Cooper City, and they have raised four sons and a daughter—John, James, Ruth, Joey and Gerry. Joey died of complications from pneumonia in 1978 while a sophomore at Tulsa University. Youngest son Gerry, a junior at Towson State, plays tight end for the Tigers.



MIKE SCARRY

**Defensive Line,
Run Defense**

15th NFL Season, 12th with Dolphins

Born Feb. 1, 1920

Mike Scarry, whose coaching career has spanned five decades, has molded Miami's defensive line since 1970 and produced a consistently strong run defense. In seven of those 11 seasons, the Dolphins have ranked eighth or better in NFL run defense.

Scarry's defenders put a stranglehold on opponents in 1979, holding nine foes under 100 yards rushing and ranking second in the NFL with a 106.4-yard average yield. The previous highest ranking was third in 1972 with a 110.6-yard average.

The Dolphins have topped 40 quarterback sacks three times under Scarry—45 in 1973, 40 in 1975 and 41 in 1978. Miami also led the NFL with 14 shutouts during the 1970s.

Scarry, 61, was elected to the NAIA Hall of Fame in 1964 in recognition of his playing days as a center and linebacker at Waynesburg (Pa.) College. He played the first game ever televised (Waynesburg vs. Fordham in New York, 1939). After two years in the Army, "Moe" was center for the Cleveland Rams (1944-45) in the old All-American Football Conference.

He began an 18-year college coaching career at Western Reserve (1948-49) and moved to Santa Clara (1950-52), Loras (1953), Washington State (1954-55) and Cincinnati (1956-62) before becoming head coach at Waynesburg (1963-65). His Yellow Jackets posted a record of 17-8-1 including two West Penn Conference titles, and he recruited and developed the Waynesburg squad which went unbeaten and won the NAIA championship in 1966.

Scarry moved into the pro ranks with the Washington Redskins (1966-68) under Otto Graham and he spent the 1969 season as a scout for San Francisco before joining the Dolphins in 1970.

In 1969 he was named to the Waynesburg College Hall of Fame for both football and basketball.

He and his wife Elizabeth (married 1-27-43) live in Miami and have eight children, five boys and three girls—Sally Beth, Mike, Patricia, Tom, Maggie, John, Jim and Dennis.

Don Shula on his sideline deportment

I think I've quieted down some as I've gotten more experience. But I'm still very involved and very emotional. . . I want to do the things that brought me this far. You put so much into it; it's natural that it comes out. I'd rather have it come out than be sitting here with ulcers.



CARL TASEFF

**Offensive Backs,
Special Teams**

15th NFL Season, 12th with Dolphins

Born Sept. 28, 1928

Carl Taseff, whose Dolphin running backs led the NFL in rushing during the 1970s, has a stable of talented prospects to be groomed for 1981.

His guidance of third-year pros Tony Nathan and Woody Bennett and rookie Andra Franklin will be crucial to reviving the Dolphin offense.

Taseff has coached nine different Dolphin running backs who have gained more than 500 yards in a season, and in the eight seasons from 1970 to 1977, the Dolphins ranked fifth or higher in NFL rushing seven times.

Taseff, 53, scouted Dolphin opponents for three years (1970-72) in addition to his coaching duties. Prior to joining Coach Don Shula's staff, he worked for the CEPO scouting combine in 1968 and 1969.

He had played nine years (1953-61) as left cornerback for the Baltimore Colts, and Taseff set Colts records with a 90-yard punt return for a touchdown Oct. 14, 1956 against Green Bay (four returns for 148 yards). He holds an NFL record with a 99-yard return of a Walt Michaels field-goal attempt Dec. 12, 1959 against Los Angeles. His career marks were 112 punt returns for 826 yards, and he never fumbled a punt.

Taseff starred as a running back at John Carroll University in his native Cleveland and he scored 22 touchdowns in 1950. He and Shula played in the same backfield for Coach Herb Eisele, and they were roommates with the Cleveland Browns (1951-52) and Colts (1953-56).

He concluded his pro career in 1962 with Buffalo of the American Football League, and after a year in the insurance field, he became a defensive coach with the AFL Boston Patriots (1964) and the NFL Detroit Lions (1965-66) under Harry Gilmer.

Taseff and his wife Lucille (married 11-18-78) live in Pembroke Pines. He has two daughters, Cynthia Sue and Susan, by a previous marriage.



CHARLEY WINNER

**Dir. of Pro Personnel
and Assistant Coach**

27th NFL Season, 1st with Dolphins

Born July 3, 1925

Charley Winner, a veteran of 26 years in the National Football League including two assignments as a head coach, joined the Dolphins in July 1981 as the Director of Pro Personnel. He will do scouting reports on Dolphin opponents and analyze NFL talent in waiver and trade procedures.

Winner, 56, once coached a defensive back named Shula in the mid-1950s at Baltimore. That was the beginning of Winner's 12-year stint (1954-65) as a defensive coach with the Colts, serving under Weeb Ewbank for nine years and under Don Shula for three years.

Winner became head coach at St. Louis (1966-70) where he developed quarterback Jim Hart and had a 1966 defense which set club records which have stood for 15 years—most quarterback sacks (52) and fewest yards rushing (85.1 yards per game). The Cardinals were 35-30 in those five seasons but lost the last three games in 1970 to finish 8-5-1.

He was an assistant at Washington (1971-72) under George Allen and at the New York Jets (1973) under his father-in-law Ewbank before being promoted to head coach. The Jets were 7-7 in 1974 and 2-7 in 1975 under Winner. He coached defensive backs at Cincinnati (1976-79) and worked for a cable TV firm in 1980.

Winner, a radio operator and gunner in the Air Force during World War II, was a halfback at Washington University in St. Louis and graduated in 1949. Before joining Ewbank at Baltimore in 1954, he was aide at Washington (1948-49) and Case Tech (1950-53).

He and his wife Nancy (married 6-23-50) have two daughters, Cinda and Lisa.



CHUCK CONNOR

Director of Player Personnel

4th Season with Dolphins

Born July 7, 1937

Chuck Connor has developed a reputation as an astute judge of talent while supervising four Dolphin drafts as Director of Player Personnel since 1978.

Altogether 22 players from Connor's first three drafts are still in the Dolphin fold. Those drafts succeeded in rebuilding the defensive secondary and the offensive line, and in 1980, tapping quarterback David Woodley, who became the first rookie since Bob Griese in 1967 to earn the team's Most Valuable Player award.

Connor selected 15 players in the first four rounds from 1978 to 1980, and 13 are playing in the NFL (12 with Miami), yet Miami's drafting position was 24th, 24th and 21st those three years.

Connor, 44, succeeded Bobby Beathard in 1978 after serving as the Southeast regional scout for the BLESTO combine, which provides college player evaluations for nine NFL teams including the Dolphins. Connor had worked three seasons (1975-77) for BLESTO and was promoted to one of their four regional scout positions in 1977.

He was a two-way end at the University of Cincinnati (1955-59) before he began a 15-year coaching career at Montour High near Pittsburgh. Connor was head coach for eight of those 15 years, and his 1967 team was undefeated. He taught at Montour in 1974 while also coaching the defensive secondary at Carnegie-Mellon University.

Connor had done player evaluations from films for the

Pittsburgh Steelers while at Montour, and in 1975, he moved his family from McKees Rock, Pa., to Stone Mountain, Ga., near Atlanta to work for BLESTO.

He and his wife Dorothy (married 6-27-59) have four children—Chuck (4-23-60), Mike (1-16-65), Karen (6-20-66) and Scott (7-29-76).



STEVE CROSBY

Asst. Dir. of Player Personnel and Asst. Coach, Special Teams

5th Season with Dolphins

Born July 3, 1950

Steve Crosby has directed the Dolphins' special teams for the past two seasons in addition to his offseason duties in college scouting.

The Dolphins, who haven't had a punt or kickoff returned for a touchdown since 1975, won three games in 1980 when special teams gave the spark.

Under Crosby, the Dolphins ranks second in the AFC in punt coverage (7.0-yard return average) for the last two years. The Dolphins were second in the NFL in punt coverage in 1979 with a meager 5.2-yard return allowed.

Crosby, whose career as a New York Giants running back was shortened by injuries, began scouting for the Dolphins in 1977 and soon became the top assistant to Chuck Connor.

Crosby, 31, was a 17th-round draft choice when the Giants picked him in 1974. He appeared in 15 games in three injury-plagued seasons (1974-76) under Bill Arnsparger. He had gained 1,891 yards in two seasons at Fort Hays College in his native Kansas. Crosby played eight-man football in his hometown Pawnee Rock.

He and his wife Ellen (married 6-27-69) and their son Bradley (10-19-70) live in Plantation.



BOB LUNDY

Trainer

15th Season with Dolphins

Born March 28, 1936

Bob Lundy, the original trainer of the Dolphins, has treated injured players for 14 seasons with his assortment of bandages and braces.

A significant reduction in knee injuries has coincided with a vigorous offseason conditioning program organized by Lundy along with pre-practice flexibility drills. In a four-year period from 1975 to 1978, the Dolphins counted 32 knee operations. Now with a winter regimen of weight training and running, the Dolphins lost only one player in 1979 and two in 1980 to knee surgery.

Lundy, 45, was honored for having mended football wounds when the Dolphins presented him with a game ball after

clinching a fourth consecutive AFC East championship in 1974. It may be the only time an NFL trainer has been honored that way.

He came to Miami with the formation of the franchise and has worked every season except 1973 when he sold real estate. He graduated from Boston University in 1958 and was the assistant trainer at Indiana University while in graduate school. He became the head trainer at Detroit University (1960-63) while also serving as assistant trainer of the NFL's Detroit Lions, and in 1964, he became a full-time assistant with the Lions.

He and his wife Alice (married 6-2-62) live in Miami with their three sons Bobby (3-30-63), Billy (6-30-66) and David (1-30-70).



JUNIOR WADE

Assistant Trainer

7th Season with Dolphins

Born Feb. 2, 1947

Junior Wade provides much more than medical treatment as the assistant trainer of the Dolphins. He boosts the morale of injured players by putting himself through the same paces of running and weightlifting during rehabilitation.

Wade consequently has become as superbly conditioned as many of the athletes he directs on the Dolphins' weight machines. More than 20 players participated in the 1981 off-season workouts under Wade and head trainer Bob Lundy.

Wade, 34, joined the Dolphins in 1975 after coaching Davidson College to its best baseball record (21-15) in history. Wade's team owned a victory over 1975 College World Series runnerup South Carolina.

He had worked in Dolphin preseason camps in 1973 and 1974 while he served as an assistant trainer at Davidson. He was promoted to head baseball coach in 1975.

Wade was a three-year baseball letterman at South Carolina State. After earning a master's degree in education, he became trainer and guidance counselor at Fayetteville State.

He and his wife Constance (married 12-13-70) live in Hialeah with their son Aaron (2-25-72).



DAN DOWE

Equipment Manager

16th Season with Dolphins

Born Sept. 16, 1924

Dan Dowe has been fitting uniforms, customizing helmets and packing trunks of equipment for the Dolphins since the team's inception in 1966. He started as the assistant equipment manager and was promoted to equipment manager in 1969.

His locker-room pranks are legend among Dolphin veterans and a rude awakening among rookies. But it is beloved mischief, and fans and players past and present all turned out to roast

Dowe at a 1978 banquet.

Dowe, 57, is a native of Brighton, Mass. He served 4½ years aboard the destroyer USS Forest in World War II, and the ship was hit by a kamikaze plane. As a civilian he worked in industrial electronics in Boston and then as a police officer in Bal Harbour, a Miami Beach suburb.

He and his wife Virginia (married 6-8-57) live in Hollywood Hills with their son Darin (9-14-69).



MILT DAVIS

College Area Scout

4th Season with Dolphins

Born May 31, 1929

Milt Davis, an educator as well as a talent scout, has been evaluating college players in a 14-state West region since 1967. He scouted for Baltimore from 1967 to 1976, for Los Angeles in 1977 and for the Dolphins since 1978.

Davis, 52, who has received his doctorate in administrative education from UCLA, is a counselor and biology professor at Los Angeles City College. He earned an M.A. in zoology from UCLA and is an avid bird-watcher.

Davis played four seasons (1957-60) with the Colts and twice tied for the NFL lead in interceptions, including 10 as a rookie. The Colts defeated the New York Giants twice in title games (1958 and 1959) with Davis at right cornerback, and he had 27 career interceptions.

He and his wife Yvonne live in Los Angeles with their three children Allison (2-19-59) and twins Brian and Hilary (5-21-62).



ELBERT DUBENION

College Area Scout

3rd Season with Dolphins

Born Feb. 16, 1935

Elbert Dubenion, an American Football League original with the Buffalo Bills in 1960, joined the Dolphins' scouting staff after the 1979 draft. His basic responsibility has been the northern tier of states including the Big Ten and the Big Eight.

Dubenion, 46, nicknamed "Golden Wheels" as the swift flanker in a nine-year career with Buffalo, retired during the 1968 season and devoted the next 10 years to scouting for the Bills.

He possesses Buffalo career receiving records with 296 receptions, 5,304 yards and 35 touchdowns. He also set marks with receptions in 42 consecutive games and TDs in five straight games. In 1964 he grabbed 42 passes for 1,139 yards and 10 touchdowns with quarterback Jack Kemp, and the Bills captured the AFL title.

He and his wife Marilyn (married 6-8-59) live in Westerville, Ohio, near Columbus, with their four daughters—Debbie (3-1-61), Carol (1-8-63), Susan (10-8-65) and Lisa (2-16-67).

LAST TIME IT HAPPENED . . .

INTERCEPTION RETURNED FOR TD

Dolphins: Gerald Small (46), 12-10-78 vs. Oakland
Opponent: Darrol Ray (71), 12-20-80 vs. New York Jets

KICKOFF RETURNED FOR TD

Dolphins: Freddie Solomon (90), 10-9-77 at Baltimore
Opponent: Harold Hart (102), 9-22-75 vs. Oakland

PUNT RETURNED FOR TD

Dolphins: Tony Nathan (86), 10-14-79 vs. Buffalo
Opponent: Billy Johnson (83), 11-16-75 at Houston

FUMBLE RETURNED FOR TD

Dolphins: Bob Baumhower (13), 10-9-78 vs. Cincinnati
Opponent: Dave Washington (42), 11-17-74 vs. Buffalo

RETURNED BLOCKED PUNT FOR TD

Dolphins: Tim Foley (8, 5), 11-11-73 vs. Baltimore
Opponent: Jewell Thomas (end zone), 11-9-80 at Los Angeles

BLOCKED FIELD GOAL FOR TD

Dolphins: Lloyd Mumphord (51), 12-6-70 vs. New England
Opponent: Charles Romes (76), 9-2-79 at Buffalo

*WINNING FG IN FINAL MINUTE

Dolphins: Uwe von Schamann (27), 9-21-80 at Atlanta, :32
Opponent: George Blanda (46), 9-20-69 at Oakland, :11

*WINNING TD IN FINAL MINUTE

Dolphins: Don Nottingham, 23 run, 11-17-74 vs. Buffalo, :19
Opponent: James Harris, 5 run, 10-30-77 vs. San Diego, :00

END-AROUND FOR TOUCHDOWN

Dolphins: Nat Moore (19), 9-25-77 at San Francisco
Opponent: Henry Marshall (59), 10-17-76 vs. Kansas City

PASS COMPLETION BY OTHER THAN QB

Dolphins: Nat Moore (31) to Paul Warfield, 11-24-74 at NY Jets
Opponent: Harold Jackson (12) to Vagas Ferguson, 12-8-80
vs. New England

TOUCHDOWN DRIVE OVER 90 YARDS

Dolphins: 91 yards in 12 plays, 9-28-80 vs. New Orleans,
(Steve Howell, 1 run)
Opponent: 98 yards in 15 plays, 11-30-80 at Pittsburgh,
(Franco Harris, 9 run)

SAFETY, TACKLED IN END ZONE

Dolphins: A.J. Duhe sacked Dan Pastorini, 11-20-76 at Houston
Opponent: Reggie Williams tackled Steve Howell, 9-14-80 vs.
Cincinnati

SHUTOUT ON ROAD

Dolphins: New England 34, Miami 0, 10-12-80 at New England
Opponent: Miami 19, Baltimore 0, 11-11-79 at Miami

SHUTOUT AT HOME

Dolphins: Cleveland 28, Miami 0, 10-25-70 at Miami
Opponent: Miami 16, Washington 0, 12-3-78 at Washington

TIE GAMES

9-19-71 — Miami at Denver, 10-10
10-4-69 — Oakland at Miami, 20-20
10-12-68 — Buffalo at Miami, 14-14

*excluding overtime games



'81 Prospects

By **BOB KEARNEY**
Public Relations Director

Griese, Csonka, Langer and Little—you won't find them in the same huddle again until the mid-1980s, and then only as bronze busts at the Pro Football Hall of Fame in Canton, Ohio. They had shared the Super Bowl glory of 1972 and 1973 and even a last hurrah in 1979 with a fifth AFC East championship for the Miami Dolphins.

All four of those All-Pros were gone by October 1980 along with safety Tim Foley, the biggest heart in a maturing defense. In 1980, the torch was passed.

Coach Don Shula remains optimistic that the young battlers drafted in the last four years can replace the "body" of former stars. But Shula, entering his 12th season with the Dolphins, wonders whether the "soul" can be revived.

"We have to develop new leadership," Shula says, "but it's something you can't designate. You can't tell a player he's going to be the leader. It has to be a natural thing, someone who really gives effort on and off the field, someone who really prepares and plays recklessly during a game. Then other players will feel that's the kind of player they want to be."

The Dolphins' sag to 8-8 last season, which left Miami three games behind the 11-5 clubs in the AFC playoffs, may be attributable to the pains of growth, not deterioration. How many teams can regenerate three offensive linemen, three defensive backs and a rookie quarterback without at least a sag?

That the Dolphins avoided a collapse was another tribute to Shula, voted the NFL's Coach of the Decade for the 1970s. Shula, 51, has molded an 18-year record of 193-78-5 and his teams have had five unbeaten streaks of 10 or more games. His career winning percentage of .708 is best among the NFL's winningest coaches of all time.

Shula, now 120-52-1 in 11 seasons in Miami, has only two holdovers from the Super Bowl performers—guard Bob Kuechenberg and defensive end Vern Den Herder. The new blood is represented by 22 draftees from the 1978-80 period including a poised, resourceful young quarterback.

Analyzing the Dolphins by position:

QUARTERBACKS—The biggest surprise in the NFL in 1980 was the meteoric rise of rookie quarterback David Woodley, who started the Dolphins' final 10 games. He gained a split decision in the won-loss column (5-5) and near-unanimous agreement that he could jolt the Dolphins' offense into racing form.

Woodley, only two weeks after his 22nd birthday, fashioned one of the biggest upsets in Dolphin history with a 35-14 thrashing of Los Angeles. Woodley passed for three touchdowns and scrambled for two other TDs against a Rams defense which put five players in the Pro Bowl.

In his last seven starts, beginning with the triumph over the Rams, Woodley completed 55.6 percent of his passes (115 of 207) with 12 touchdowns and only seven interceptions. His interception rate of 3.38 percent rivaled the best in the NFL.

"I firmly believe that in this day of highly sophisticated coverages and pass rushers who are bigger, stronger and faster than ever before, mobility becomes more and more important for a quarterback," Shula says. "Woodley has this mobility, combined with an extraordinary coolness under fire."

"Unquestionably, he still has a lot to learn. But you're working with a young man who has great intelligence to go along with his physical gifts."

With the June 25 retirement of Bob Griese, the Dolphins can turn to 30-year-old Don Strock for veteran help. Strock has a powerful arm and a thorough command of the Dolphin



IN MEMORIAM:

Football talent scouts can measure speed, size and strength. Had they found a way to measure heart, they wouldn't have overlooked Rusty Chambers in the 1975 draft.

Rusty Chambers, a quiet Southerner with a fierceness reserved only for his linebacking duties, led the Dolphins in tackles in both 1978 and 1979. He started 42 consecutive games and had the look of one who always belonged. He was the only defensive starter the Dolphins ever acquired through waivers.

So it was a stunning loss for the coaches, teammates, fans and friends of Russell Francis Chambers when he was killed in an automobile accident July 1, 1981 in Hammond, La., at the age of 27. We grieve with his family and his widow, Jackie, and we dedicate this book to his memory.

offense, and he holds a 10-6 career record for games in which he has been involved in the decision.

The competition for No. 3 quarterback should be interesting. Pete Woods, a 1978 draftee of Kansas City, has been luckless with four teams but impressive in workouts with the Dolphins. The 1981 draft produced two sprint-out quarterbacks, Brad Wright of New Mexico (fourth round) and Jim Jensen of Boston University (11th round).

RUNNING BACKS—A precipitous dropoff in the running attack (330 fewer yards and 10 fewer TDs rushing in 1980) compelled the Dolphins to use their top two 1981 draft choices for running backs. Soon it was second-and-10 with the sudden departure of No. 1 choice David Overstreet of Oklahoma, who opted for the Montreal Alouettes of the Canadian Football League.

But the Dolphins don't figure to punt if third-year pros like Tony Nathan, Woody Bennett and Steve Howell continue to improve. Two draftees, fullback Andra Franklin of Nebraska (second round) and halfback Tommy Vigorito of Virginia (fifth round), make an intriguing entry as rookies.

Nathan's credentials were boosted in the 1980 finale with his first extensive assignment—18 carries for 97 yards. The elusive Alabaman paced Dolphin receivers with 57 catches for 588 yards and five touchdowns, shattering a club record for a running back. His nemesis has been the fumble, 17 of them in his first two seasons.

"Tony makes things happen," Shula points out, "and we're going to work hard to have him avoid the costly fumble or dropped ball and just try to emphasize the positive things he can do."

Bennett, an explosive 227-pound fullback picked up on waivers in November, promptly started three games and averaged 4.3 yards per carry. Bennett must fend the challenges of Howell (206 yards) and Terry Robiskie (250 yards), both powerful inside runners. Robiskie slammed 84 yards in a triumph over Buffalo, the NFL's total defense leader.

A valuable utility player, Nick Giaquinto, contributed 24 pass receptions for 192 yards as a rookie in 1980.

OFFENSIVE LINE—One encouraging aspect of an offense which ranked 26th in the league in 1980 was the formation of a cohesive offensive line. The Dolphins averaged 151 yards rushing and 332 yards in total offense for the final seven games, and those are Top 10 numbers.

Left guard Bob Kuechenberg, a four-time Pro Bowl selection, should surpass all Dolphin records for longevity in his 12th season. He needs only nine starts and 12 games to edge ahead of Little (164) and Griese (172) in those categories. Ed Newman moved to right guard in 1980 and proved an able successor to Little.

The Dolphins solidified their line last October when left tackle Jon Giesler, the No. 1 draftee in 1979, recovered from a shoulder separation and started the final 10 games. Eric Laakso made impressive strides at right tackle, and gritty Mark Dennard anchored the unit at center.

"It gives us a feeling of stability in 1981," Shula says. "With the exception of Kuechenberg, we've got young starters and five people ready to challenge."

Miami's offensive line led the NFL with the fewest holding calls (16) in 1980.

RECEIVERS—With only 95 completions to the wide receivers (six per game) in 1980, the Dolphins utilized a ball-control passing game. Running backs caught 133 passes, up from 87 and 101 receptions the previous two seasons.

In flanker Nat Moore and split end Duriel Harris the Dolphins have a proven tandem which can wreak havoc upon the stiffest defenses. Moore has established club records in seven seasons with 305 catches for 4,750 yards (15.6-yard average) and 45 touchdowns. He caught a TD pass in six of Miami's eight victories last season.

Harris, who missed four games in 1980 with a torn hamstring, has exceeded 3,000 yards in five seasons and will move on all-time Dolphin chart toward the No. 2 spot held by Paul Warfield. He brings big-play electricity to offense with a career average of 17.1 yards per catch.

And Shula stresses, "We've got to get back to an emphasis on coming down with all the balls that are catchable and making the big plays. Dropped passes kept us from maintaining possession at crucial times in 1980."

Capable reinforcements include fourth-year pro Jimmy Cefalo and 1980 rookie Elmer Bailey. Both contributed important catches in December triumphs. The addition of fourth-round draftee Sam Greene of Nevada/Las Vegas will put more speed in the Dolphins passing game.

Again there will be an intense rivalry at tight end with "three different talents competing for the No. 1 job," Shula says. Ronnie Lee, a rugged 235-pounder, excels as a blocker; Bruce Hardy has veteran savvy as a blocker and receiver, and 1980 rookie Joe Rose impresses as a receiver. Dolphin tight ends have combined for 38, 32 and 39 receptions over the past three seasons.

DEFENSIVE LINE—In an effort to strengthen the Dolphins' pass rush, Shula will switch former Pro Bowl linebacker Kim Bokamper to full-time duty at defensive end in 1981. Bokamper's great quickness should create problems for blockers; he has played extensively in a down-lineman position on passing situations, and in 1978, he collared quarterbacks 10 times.

The Dolphins slipped from second to 15th in NFL rankings for rushing defense in 1980 while managing only 27 quarterback sacks. Shula believes those shortcomings can be eliminated through teamwork.

"We need much better coordination between our defensive line and linebackers in order for our defense to reach the heights of a playoff contender," the coach says.

Nose tackle Bob Baumhower has anchored the Dolphins' line for four seasons and 64 consecutive starts, and he led the team in tackles with 135 stops last season. He will be flanked

by right end Bokamper and left end Doug Betters, a fourth-year pro with enormous potential.

Defensive end Vern Den Herder, who has played and started more games (155/138) than any defensive player in Dolphin history, will brace the rushing defense in his 11th season. Baumhower is supported by veteran Carl Barisich while 1980 rookie Bill Barnett and rookie Ken Poole, a fifth-round draftee from Northeast Louisiana, could be factors at defensive end in the pass rush.

LINEBACKERS—Major shuffling of the linebacking corps in 1981 may be the key to restoring the Dolphins among NFL leaders on defense. No opponents in 1980 topped 200 yards rushing, but the Dolphins allowed 157.4 yards per game in their eight defeats.

In 1981, the Dolphins could start an intimidating row of four first-round draft choices at linebacker. On the outside, quick-hitting Larry Gordon (Miami, 1976) and Bob Brudzinski (Los Angeles, 1977) cast an imposing presence. Inside, A.J. Duhe (Miami, 1977) made a successful transition from defensive end a year ago and free agent Thomas Henderson (Dallas, 1975) has determination to make a new beginning in Miami.

Gordon and Brudzinski are both All-Pro candidates. Gordon has averaged 113 tackles in his five seasons, missing only three starts. Brudzinski, acquired in an April 28 trade with Los Angeles, started 31 consecutive games while the Rams led the NFL in total defense in 1978 and won the National Conference title in 1979.

Duhe should assert himself in 1981 now that he is more comfortable with his assignments. The other inside position will be contested between Henderson, who has bounced to three teams in the last year, and sixth-year pro Earnie Rhone and 1980 rookie Steve Shull. Both Rhone and Shull entered the NFL as longshot free agents, and Rhone has been a mainstay in the Dolphins' pass defense.

DEFENSIVE BACKS—Little fanfare accompanied the revamping of the Dolphins' secondary in 1980, yet a precocious group emerged ready to challenge the NFL's best passing attacks.

The key was left cornerback Don McNeal, the first defensive back drafted No. 1 by the Dolphins. McNeal and fourth-year pro Gerald Small give the Dolphins two very swift and reliable cornerbacks, and safeties Glenn Blackwood and Don Bessillieu have the toughness and quick reactions for an effective deterrent to the long pass.

"McNeal lived up to all expectations," Shula says. "He has it all—size, speed, quickness—and he's tough against the run. A rare combination for a cornerback."

"Small has been a big-play man for us (10 of his 16 career interceptions have occurred inside the Dolphin 10-yard line)," Shula adds. "In Bessillieu and Blackwood, we have two fierce hitters who are always around the ball."

Quality depth exists with seventh-year pro Ed Taylor and 1980 rookie Jeff Allen at cornerbacks and sixth-year man Doug Beaudoin at safety and draftees Fulton Walker of West Virginia and William Judson of South Carolina State are vying at cornerback.

KICKERS—Left-footed punter George Roberts set a Dolphin record by averaging 42.6 yards on 77 punts last season, ranking fourth in the NFL. A training-camp challenger will be rookie Tom Orosz, a free agent from Ohio State.

Placekicker Uwe von Schamann booted three game-winning field goals in 1980, and he brings a streak of 52 consecutive conversion into 1981.

1981 MIAMI DOLPHINS TRAINING CAMP DEPTH CHART

WR

89 Nat Moore

88 Elmer Bailey

87 John Noonan (D9)

27 Jerrold McRae (FA)

LT

79 Jon Giesler

74 Cleveland Green

66 Phil Driscoll (D11, 1980)

LG

67 Bob Kuechenberg

60 Jeff Toews

69 Jim Pokorney (FA)

C

63 Mark Dennard

57 Dwight Stephenson

RG

64 Ed Newman

61 Thom Dornbrook

71 Vince Cowell (FA)

RT

68 Eric Laakso

72 Don Sewell (FA)

62 Mike Daum (D7)

TE

86 Ronnie Lee

84 Bruce Hardy

80 Joe Rose

90 Steve Folsom (D10)

WR

82 Durtel Harris

81 Jimmy Cefalo

85 Sam Greene (D4a)

LB

59 Bob Brudzinski

53 Bob Rasp (FA)

39 Steve Potter (FA)

LCB

28 Don McNeal

45 Ed Taylor

41 Fulton Walker (D6b)

SS

47 Glenn Blackwood

44 Doug Beaudoin

96 Scott Perry (FA)

LILB

55 Earnie Rhone

52 Steve Shull

56 Thomas Henderson (FA)

93 Rodell Thomas (FA)

92 Stan Rusin (FA)

NT

73 Bob Baumhower

78 Carl Barisich

76 John Alford (D12)

98 Nick Buonamici (FA)

RE

58 Kim Bokamper

70 Bill Barnett

91 Ken Poole (D5a)

FB

34 Woody Bennett

36 Steve Howell

38 Terry Robiskie

37 Andra Franklin (D2)

31 Rick Moser

QB

16 David Woodley

10 Don Strock

17 Pete Woods

15 Brad Wright (D4b)

11 Jim Jensen (D11)

RB

22 Tony Nathan

24 Delvin Williams

35 Nick Giacquinto

32 Tommy Vigorito (D5b)

FS

46 Don Bessillieu

40 Mike Kozlowski

94 Chris Jacobs (FA)

42 Tim Groves (FA)

RILB

77 A.J. Duhe

97 Junior Hartig (FA)

93 Rodell Thomas (FA)

RCB

48 Gerald Small

43 Jeff Allen

49 William Judson (D8)

35 Ivory Joe Hunter (FA)

WR

89 Nat Moore

88 Elmer Bailey

87 John Noonan (D9)

27 Jerrold McRae (FA)

LT

79 Jon Giesler

74 Cleveland Green

66 Phil Driscoll (D11, 1980)

LG

67 Bob Kuechenberg

60 Jeff Toews

69 Jim Pokorney (FA)

C

63 Mark Dennard

57 Dwight Stephenson

RG

64 Ed Newman

61 Thom Dornbrook

71 Vince Cowell (FA)

RT

68 Eric Laakso

72 Don Sewell (FA)

62 Mike Daum (D7)

TE

86 Ronnie Lee

84 Bruce Hardy

80 Joe Rose

90 Steve Folsom (D10)

WR

82 Durtel Harris

81 Jimmy Cefalo

85 Sam Greene (D4a)

LB

59 Bob Brudzinski

53 Bob Rasp (FA)

39 Steve Potter (FA)

LCB

28 Don McNeal

45 Ed Taylor

41 Fulton Walker (D6b)

SS

47 Glenn Blackwood

44 Doug Beaudoin

96 Scott Perry (FA)

LILB

55 Earnie Rhone

52 Steve Shull

56 Thomas Henderson (FA)

93 Rodell Thomas (FA)

92 Stan Rusin (FA)

NT

73 Bob Baumhower

78 Carl Barisich

76 John Alford (D12)

98 Nick Buonamici (FA)

RE

58 Kim Bokamper

70 Bill Barnett

91 Ken Poole (D5a)

FB

34 Woody Bennett

36 Steve Howell

38 Terry Robiskie

37 Andra Franklin (D2)

31 Rick Moser

QB

16 David Woodley

10 Don Strock

17 Pete Woods

15 Brad Wright (D4b)

11 Jim Jensen (D11)

RB

22 Tony Nathan

24 Delvin Williams

35 Nick Giacquinto

32 Tommy Vigorito (D5b)

FS

46 Don Bessillieu

40 Mike Kozlowski

94 Chris Jacobs (FA)

42 Tim Groves (FA)

RILB

77 A.J. Duhe

97 Junior Hartig (FA)

93 Rodell Thomas (FA)

RCB

48 Gerald Small

43 Jeff Allen

49 William Judson (D8)

35 Ivory Joe Hunter (FA)



JEFF ALLEN

Cornerback

43

5-11½, 188
2nd Year

California/Davis
(D8a, 1980)

Born July 18, 1958

A swift and sure tackler on special teams as a rookie . . . he ignited fourth-quarter comeback for victory over Cincinnati by recovering onside free kick when Dolphins trailed by nine points . . . he participated in 19 tackles (12 initial hits) and was a mainstay in punt coverage . . . a consistent 4.6 seconds in 40-yard dash . . . combination of speed, aggressiveness and intelligence mark him for bright future with Dolphins . . . he outlasted veterans Norris Thomas and Neal Colzie in 1980 training camp . . . eighth-round draftee, 212th player in 1980.

COLLEGE, PERSONAL: A big-play defender, he set Far Western Conference record by returning three interceptions for touchdowns in 1979 at California-Davis . . . he was named school's outstanding athlete as senior as Cal-Davis (6-3-1) won its fourth consecutive FWC title . . . he earned Kodak Coaches All-American honors in Division II . . . career total of 10 interceptions and six blocked kicks . . . full name Jeffrey (no middle name), born July 18, 1958 in Richmond, Ind., he played at Cordova High in Rancho Cordova, Ca. . . he majored in economics . . . he and wife Melissa (married 2-12-81) live in San Francisco where he worked at Telegraph Hill Racquetball

Games/Starts—1980 (16-0). Playoffs (none). TOTAL: 16-0.



ELMER BAILEY

Wide Receiver

88

6-0, 195
2nd Year

Minnesota
(D4, 1980)

Born Dec. 13, 1957

A deep threat with exciting potential as a gamebreaker . . . he snared two passes for 64 yards against San Diego and two passes for 41 yards against New England with 26.3-yard average (4 for 105) as a rookie in 1980 . . . his biggest catch was 23-yarder on third-and-6 which launched winning drive in overtime against New England . . . great quickness, leaping ability and 4.6 seconds in 40-yard dash . . . he led Dolphin receivers in preseason with eight catches for 198 yards, a 24.8-yard average, including 11-yard touchdown in 20-0 win over New Orleans . . . he set up two other TDs with 29-yard catch at Seattle and 54-yard reception at New Orleans . . . he also grabbed a 46-yarder against Minnesota . . . he accounted for 159 of the 348 yards passing by rookie David Woodley in 1980 preseason . . . he was waived Oct. 3 to make room for fullback Terry Robiskie, then resigned Oct. 7 when fullback Don Testerman was released . . . he played in 14 games, mostly on special teams . . . fourth-round draftee, 100th player in 1980.

COLLEGE, PERSONAL: An All-Big Ten selection in 1979, he caught 37 passes for 552 yards and seven touchdowns as quarterback Mark Carlson won conference passing title . . . he averaged 16 yards per catch in Minnesota career with 79 receptions for 1,266 yards and 12 TDs . . . he also returned 22 punts for 196 yards in last two seasons . . . he was wingback as sophomore before moving to flanker . . . he played for winless

MacAlester College in St. Paul in 1975 before transferring to Minnesota . . . full name Elmer Francis, born Dec. 13, 1957 in Evanston, Ill., he was three-sport captain at Mechanic Arts High in St. Paul and excelled in basketball . . . B.S. in speech communications . . . bachelor lives in St. Paul and was intern in law office in spring of 1981.

Games/Starts—1980 (14-0). Playoffs (none). TOTAL: 14-0.



CARL BARISICH

Defensive Tackle

78

6-4, 255
9th Year

Princeton
(Trade, 1977)

Born July 12, 1951

He has provided reliable support in the Dolphin defensive line while overcoming injuries twice in four seasons in Miami . . . a battler with good pass-rush quickness, he has fortified the run defense while working relief stints for nose tackle Bob Baumhower . . . he has played with Cleveland, Seattle and Miami for 102 games (47 with Dolphins) and is the only current NFL defensive lineman from the seven-school Ivy League and the only Princeton grad in the NFL . . . his finest effort in 1980 was eight tackles in upset of New England . . . Dolphins traded 11th-round draft pick to Seattle for the original Seahawk July 20, 1977 . . . torn ligaments in right knee sidelined him after six games in 1977 and he spent five weeks on injured reserve in 1979 with severely sprained right ankle . . . he also was hospitalized with phlebitis in September 1977 . . . he participated in 24 tackles in 1978, 31 tackles in 1979 and 17 tackles in 1980, and he has three quarterback sacks for Dolphins . . . 11th-round draftee of Cleveland, 281st player in 1973 . . . Seahawks picked him in 1976 expansion draft, and he started six games at tackle and collected 5½ QB sacks . . . his three-year stint with Cleveland was spent as swing tackle behind former All-Pro tackles Jerry Sherk and Walter Johnson, and he started three games at left end in 1974 . . . he wore No. 74 for Browns and Seahawks.

COLLEGE, PERSONAL: He earned All-East honors at Princeton and played in the final North-South Shrine game in Miami . . . All-Ivy League in track with school records of 56-1 in shot put and 168-4 in discus . . . full name Carl John, born July 12, 1951 in Jersey City, N.J., and starred at Bergen Catholic in Oradell, N.J. . . . he and wife Donna (married 6-15-73) live in Medina, Ohio, with their sons Adam (2-28-77) and Blake (5-21-80) . . . B.S. in civil engineering, he does financial analysis and specific projects for the optical division of Cole National in Cleveland . . . he serves as Dolphin player representative.

Games/Starts—Cleveland: 1973 (14-0); 1974 (13-3); 1975 (14-0). Seattle: 1976 (14-6). Miami: 1977 (3-0); 1978 (16-0); 1979 (11-0); 1980 (15-0). Playoffs—Miami (2-0). TOTAL: 102-9, Cleveland 41-3, Seattle 14-6, Miami 47-0.



BILL BARNETT

Defensive End

70

6-4½, 260
2nd Year

Nebraska
(D3, 1980)

Born May 10, 1956

His strength and quick acceleration will make him a challenger for more duty in Dolphins' pass rush as a second-year pro . . . he performed on special teams in all 16 games in 1980, and

rookie earned game ball against Cincinnati when he flew over a blocker and swatted away an attempted punt, setting up a winning field goal . . . he participated in nine tackles (7 initial hits) . . . Coach Don Shula compares him to Vern Den Herder in being "steady, strong and dependable" . . . third-round draftee, 75th player in 1980.

COLLEGE, PERSONAL: He was late bloomer at Nebraska and started as senior for Big Eight's best rushing defense . . . he had seven tackles for losses and recovered two fumbles in 1979 . . . three teammates on defensive line were All-Big Eight while he won second-team honors . . . honorable mention All-America by Sporting News and Academic All-Big Eight with B.A. in advertising . . . Cornhuskers (10-2) were ranked 7th by UPI and had 10 seniors drafted . . . full name William Perry, born May 10, 1956 in St. Paul, Minn., and starred at Stillwater High, even lettering twice in hockey . . . he and wife Linda (married 7-6-78) live in Lincoln, Neb., and they have two daughters, Amy, 12, and Angie, 7, by wife's previous marriage.

Games/Starts—1980 (16-0). Playoffs (none). TOTAL: 16-0.



BOB BAUMHOWER

Defensive Tackle

73

6-5, 260

5th Year

Born Aug. 4, 1955

Alabama

(D2, 1977)

A barricade against the run, he has anchored the Dolphin defensive line for four seasons and earned Pro Bowl recognition in 1979 . . . Alabama strongman has started 64 consecutive games, the sixth-longest streak in Dolphin history . . . he and free safety Jake Scott (1970-75) are only Dolphins who both started every game they played and never missed a game with injury . . . durable Baumhower consistently broke the Dolphin record for tackles by a lineman with totals of 131, 144 and 146 before "tapering off" to a team-leading 135 tackles in 1980 . . . he collected 6½ quarterback sacks in 1979 and was voted to starting position in Pro Bowl—an honor given only one other Dolphin lineman, right end Bill Stanfill (1971-74) . . . Sporting News and Pro Football Weekly named him All-AFC and he was All-NFL second team by Associated Press . . . he had 15 tackles and two QB sacks in 1980 loss to eventual Super Bowl champion Oakland, and his blocked 35-yard FG attempt forced overtime in upset of New England . . . he also blocked 50-yard FG try which led to Dolphins' winning field goal at Atlanta . . . he was voted team's outstanding defensive lineman by South Florida media . . . he picked up Cincinnati fumble and pounded 13 yards for a touchdown Oct. 9, 1978 for first score by Dolphin lineman since 1969 . . . Coach Don Shula cites "great leg strength unusual for most rangy players" in Baumhower's ability to hold his ground despite double-team blocking . . . NFL All-Rookie honors in 1977, he shared Football Digest's NFL Defensive Rookie of the Year award with teammate A.J. Duhe . . . finest game as rookie saw him collect 19 tackles, two QB sacks and a fumble recovery at Cincinnati . . . he underwent surgery in June 1978 for damaged cartilage in left knee, missed almost all of 1978 training camp and finally had cyst removed from knee in January 1979 . . . he had surgery on ulna nerves in both elbows in January 1981 . . . second-round draftee, 40th player in 1977.

COLLEGE, PERSONAL: He was All-Southeastern Conference tackle twice at Alabama and he accumulated 246 stops as a three-year regular including 28 tackles for losses totalling 135 yards . . . he and New York Jets quarterback Richard Todd were 1975 teammates on Alabama team which topped Penn

State, 13-6 in Sugar Bowl, and Baumhower impressed Dolphin coaches at Senior Bowl . . . full name Robert Glenn, born Aug. 4, 1955 in Portsmouth, Va., he played at Palm Beach Gardens High before transferring to Tuscaloosa, Ala., as senior . . . broadcasting major . . . he wears largest shoe among Dolphins, size 15 . . . bachelor lives in Fort Lauderdale and enjoys boating . . . he once had lion cub Oscar for a pet for four months in spring of 1979 before he gave animal to Lion Country Safari in West Palm Beach . . . he now has two parrots, a yellow nape and a Mexican redhead, and the parrots speak Spanish.

BAUMHOWER'S STATISTICS

	G-S	Tack.	Asst.	Total	Opp. Fum.	QB Sack
1977	14-14	75	56	131	3	4
1978	16-16	96	48	144	2	1½
1979	16-16	90	56	146	1	6½
1980	16-16	88	47	135	4	4
TOTALS	62-62	349	207	556	10	16
Playoffs	2-2	12	5	17	0	0

Additional—Interception, no return, 10-15-78 at San Diego.

Blocked FG—10-16-77 vs. NY Jets, 9-21-80 at Atlanta, 12-8-80 vs. New England for total of three.

Touchdown—Returned Fumble 13 yards, 10-9-78 vs. Cincinnati.



DOUG BEAUDOIN

Safety

44

6-1, 190

6th Year

Born May 15, 1954

Minnesota

(FA, 1980)

He lends savvy and experience to a young Dolphin secondary . . . a tough hitter with 21 starts at strong safety for New England in 1978 and 1979 . . . he was released by Patriots on final cutdown in 1980 . . . he joined Dolphins as free agent Oct. 1 and excelled as "nickel" back for 10 games (5th through 14th) . . . he suffered a fractured left cheekbone in collision with Patriots' John Hannah on kickoff coverage and was placed on injured reserve . . . that was painful replay of 1979 when he fractured right cheekbone on 30-yard interception return against Buffalo and was placed on injured reserve for final three games . . . he wrested job from Prentice McCray in 1978 and started 13 games, and he intercepted two passes in 33-24 victory over Dolphins . . . he has four career interceptions and has played in 56 games . . . he had career-high 49 tackles in 1978 . . . he has ended three of his five pro seasons on the injured reserve list including cheekbone injuries (1979 and 1980) and mononucleosis (1976) . . . ninth-round draftee, 243rd player in 1976.

COLLEGE, PERSONAL: A four-year starter at Minnesota, he rushed for 513 yards and four touchdowns as a freshman running back and switched to free safety as sophomore . . . All-Big Ten second-team honors as senior . . . business administration major . . . full name Douglas Lee, born May 15, 1954 in Dickinson, N.D., he starred in football and basketball at Jamestown, N.D., and was state's Athlete of Year in 1972 . . . he and wife Renee live in Foxboro, Mass., with son Ryan (10-2-78) and daughter Brie Anne (8-21-80) . . . an exceptional golfer, he won NFL Players' Association tournament in 1980 with Patriot teammates Dick Conn and Eddie Hare.

Games/Starts—New England: 1976 (9-0); 1977 (11-0); 1978 (15-13); 1979 (10-7). Miami: 1980 (10-0). Playoffs—New England (1-1). TOTAL: 56-21, New England 46-21, Miami 10-0.



WOODY BENNETT

Fullback

34

6-2, 227

Miami (Fla.)

3rd Year

(FA, 1980)

Born March 24, 1955

A fast-stepping, explosive fullback, he marched into Dolphins' starting backfield only 12 days after being claimed on waivers from the New York Jets in 1980. . . a slashing runner with good acceleration . . . only running back in Dolphin history to surpass 400 pounds in bench press . . . he collected 187 yards on 43 carries (4.3-yard average) in three starts but missed season finale with sprained left foot . . . Jets' reserve was waived Nov. 18 and claimed by Dolphins, who put quarterback Bob Griese on injured reserve to make room for Bennett . . . he started Nov. 30 at Pittsburgh in place of injured Terry Robiskie, and in second start, he powered 77 yards on 10 carries in upset of New England with bursts of 19, 15 and 13 yards. . . he treated family and friends from York, Pa., watching him earn game ball at Baltimore—86 yards on 20 carries and a 19-yard touchdown catch in 24-14 triumph. . . he played primarily on special teams with Jets, but his first NFL carry was a one-yard TD plunge against Dolphins Dec. 15, 1979. . . he wore No. 46 for Jets. . . he was released during Montreal Alouettes 1979 camp before seeking tryout with Jets as free agent. . . he led Jets in rushing with 188 yards on 35 carries in 1980 preseason.

COLLEGE, PERSONAL: He played sparingly in 1976 at University of Miami and was injured in 1977 season opener. . . he rushed for 164 yards in two seasons and labored as blocker for Ottis Anderson. . . he was academic dropout in 1978. . . he spent six months working night shift on docks for Consolidated Freightways in Los Angeles before going to Body Masters in New Orleans to train under renowned bodybuilder Boyer Cole in winter of 1979. . . he gained 20 pounds, improved bench press by 110 pounds to 350 and added five inches to thighs. . . he then received invitation from Montreal. . . full name Woodrow Jr. (no middle name), born March 24, 1955 in York, Pa., where he starred at defensive end for William Penn High and earned all-state honors.

BENNETT'S STATISTICS

	RUSHING						RECEIVING				
	G-S	Att.	Yds.	Avg.	LG	TD	No.	Yds.	LG	TD	
1979	15-0	2	4	2.0	3	1	1	9	9	0	
1980	*12-3	46	200	4.3	19	0	3	26	19t	1	
TOTALS	27-3	48	204	4.3	19	1	4	35	19t	1	

*Includes 8 games with NY Jets: 3 carries for 13 yards

Additional—Fumbles/Lost: 1/1 in 1979, 1/1 in 1980. Recovered Opponent Fumble in 1980. Kickoff Return: 1 for 7 in 1979.

Guard Bob Kuechenberg on 280 yards rushing in 1980 victory at Los Angeles

You don't build an offensive line overnight. With the exception of your quarterback, building a cohesive offensive line probably takes more time than any other phase of your game. . . This has got to be a springboard for us. If everybody on this football team gets a very clear mental image of the feeling they have right now, then there should be a noticeable difference in our play.



DON BESSILLIEU

Safety

46

6-1, 200

Georgia Tech

3rd Year

(D5, 1979)

Born May 4, 1956

A fierce tackler with the speed and alertness to cover wide range . . . he clamped onto starting job in October 1980 and collected four interceptions at free safety with 13 starts . . . he accumulated 93 tackles (63 initial hits), broke up 16 passes and had two quarterback sacks on blitzes . . . 4.6 seconds in 40-yard dash . . . he should become first Dolphin to perform consecutive seasons at free safety since Jake Scott (1970-75) . . . Dolphins have used seven different starters since Scott—Barry Hill (6), Bryant Salter (6), Ken Ellis (2), Vern Roberson (9), Charlie Babb (8), Rick Volk (14) and Neal Colzie (17) shared starts along the way . . . Bessillieu triggered fourth-quarter comeback at Atlanta with 87-yard kickoff return, and his 890 yards on 40 kickoff returns was third-highest total in Dolphin history . . . he had 5 for 123 yards at Pittsburgh and 7 for 143 yards at New England . . . he earned WIOD Special Teams Award in second season although he impressed as rookie with reckless abandon on kickoff coverage . . . big-play defender aided 17-14 victory over Buffalo by dashing 44 yards with Joe Cribbs fumble for first Dolphin touchdown . . . his acrobatic interception on back line of end zone helped squelch Los Angeles in 35-14 upset. . . he also serves as backup to Uwe von Schamann for placekicking . . . rookie jitters before 1979 preseason opener caused him to leave kicking shoe at training camp when he was scheduled for kickoffs . . . fifth-round draftee, 134th player in 1979 . . . he was first Georgia Tech player drafted by Dolphins since linebacker Randall Edmunds in 1968.

COLLEGE, PERSONAL: He earned All-American honors from Sporting News as four-year starter at Georgia Tech . . . his interception and fumble recovery led to two touchdowns and MVP honor in East-West Shrine game, and he was voted best defensive back in Senior Bowl. . . he piled up 192 tackles and had five interceptions . . . he also returned 39 punts for 296 yards, and as freshman, he converted 22 of 26 PATs and 5 of 6 field-goal attempts . . . full name Donald Andrew, born May 4, 1956 in Fort Benning, Ga., he was split end and defensive back at Kendrick High in Columbus, Ga. . . he saved the life of an unconscious woman July 9, 1980 when her car went crashing off an expressway, through two fences, finally sinking in a deep lake near 13th green at Miami Lakes Country Club . . . Bessillieu dove into water and pulled woman through half-opened window only seconds before car disappeared in lake . . . he then three-putted from five feet for a double bogey . . . he and wife Sandra (married 2-9-80) live in Decatur, Ga.

BESSILLIEU'S STATISTICS

	G-S		Tack.	Asst.	Total	Opp.		Int.	Yds	LG
						Fum.				
1979	16-0	23	12	35	0	0	0	0	—	
1980	16-13	63	30	93	1	4	13	12		
TOTALS	32-13	86	42	128	1	4	13	12		
Playoffs	1-0	1	0	1	1	0	0	—		

Additional—Fumbles/Lost: 4/1 in 1980. Punt Returns: 1 for 0, eight fair catches in 1980. Kickoff Returns: 20 yards on reverse (Tony Nathan), 10-14-79 vs. Buffalo, 40 for 890 yards, avg. 22.3, long 87 in 1980 for totals 40-910, avg. 22.8, long 87. Forced Fumbles: 1 in 1979, 2 in 1980 for total of 3. Passes Defensed: 16 in 1980. Recovered Dolphin Fumble in 1980. QB Sacks: 2 in 1980.

Playoffs—Recovered Opponent Fumble, 12-30-79 at Pittsburgh.



DOUG BETTERS

Defensive End

75

6-7, 260

Nevada/Reno

4th Year

(D6, 1978)

Born June 11, 1956

A relentless battler at Dolphins' most intimidating pass-rusher . . . great strength and quick pursuit have him clawing at quarterbacks and applying pressure . . . bearded redhead has mountain man's appearance and tenacity, and 6-foot-7 stature makes him tallest defensive lineman in Dolphin history . . . he has collected 16 quarterback sacks in three seasons, topped by eight sacks in 1979, and he piled up a career-high 83 tackles in 1980 . . . he seized the starting job at right end for the last 14 games of 1979 and precipitated switch of A.J. Duhe to line-backer in 1980 . . . he has played 50 consecutive games and started 30 of the last 31 games, missing a start in 1979 playoff at Pittsburgh because of sprained arch . . . he leads Dolphins by forcing eight fumbles since 1978 . . . as a rookie, he started six games in Duhe's injury absence and had four QB sacks . . . sixth-round draftee, 163rd player in 1978.

COLLEGE, PERSONAL: He was credited with 10 quarterback sacks for Nevada/Reno in 1977, led the Wolf Pack (8-3) with 82 tackles, also recovered four fumbles and caused four others . . . he played three years as defensive tackle at Montana, then followed defensive coordinator John Smith to Reno for senior year . . . full name Douglas Lloyd, born June 11, 1956 in Lincoln, Neb., he was raised in Chicago area and starred in football and basketball at Arlington Heights . . . free-spirited bachelor once lived in his '65 van rather than college apartment at Montana . . . he earned pilot's license in 1981 and he enjoys backpacking and skiing at his offseason residence in Whitefish, Mont.

BETTERS' STATISTICS

	G-S	Tack.	Asst.	Total	Opp. Fum.	QB Sack
1978	16-6	30	20	50	—	4
1979	16-14	42	32	74	—	8
1980	16-16	52	31	83	1	4
TOTALS	48-36	124	83	207	1	16
Playoffs	2-0	2	1	3	0	0

Additional—Blocked PAT, 9-30-79 at NY Jets. Forced Fumbles: 2 in 1978, 3 in 1979, 3 in 1980 for total of 8. Recovered Opponent Fumble: 12-20-80 vs. NY Jets.



GLENN BLACKWOOD

Safety

47

6-0, 186

Texas

3rd Year

(D8b, 1979)

Born Feb. 23, 1957

An emerging leader in the Dolphins' youthful defense, he proved himself a feisty tackler at strong safety in 1980 . . . he established a team record for a defensive back with 118 tackles (66 initial hits) . . . he could fill leadership role vacated by retired Tim Foley as he called defensive signals for last 12 games of 1980 . . . he led Dolphins with seven takeaways including four fumble recoveries . . . his alert reactions and intelligent coverage earned starting job at free safety for 3 of first

4 games, and he made two spectacular, diving interceptions in his first NFL start at Buffalo . . . he didn't miss a game despite a pinched nerve in shoulder . . . rugged Texan made successful comeback from knee surgery which had shortened his rookie year . . . he completed a Dolphin-record seven laps and 160 yards (two miles) in 12-minute run on opening of 1980 training camp . . . he performed as "nickel" back in Dolphin secondary which surrendered only 5 TD passes in first 11 games of 1979 . . . he tore ligaments in left knee during 11th game—a bizarre result of his first football confrontation with older brother Lyle, Baltimore Colts safety . . . Lyle was blocking for punt returner, and Glenn dodged him and landed awkwardly, tearing anterior cruciate ligaments . . . parents of Blackwood Brothers had driven from New Orleans to Miami to see Dolphins blank Colts, 19-0 . . . Glenn also overcame a broken right thumb in 1979 pre-season . . . eighth-round draftee, 215th player in 1979.

COLLEGE, PERSONAL: A versatile three-year starter at Texas, he played both cornerback and safety . . . he returned interception 30 yards for touchdown against Rice in 1977, and he collected 104 tackles over his last two seasons . . . 1977 Longhorns were 11-0 before losing to Notre Dame in Cotton Bowl . . . he suffered broken left wrist in 1978 but had interception in Sun Bowl victory to conclude 9-3 season . . . Longhorns had outstanding secondary that included Johnnie Johnson (Rams), Derrick Hatchett (Colts) and Ricky Churchman (49ers) . . . full name Glenn Allen, born Feb. 23, 1957 in San Antonio, Tex., he starred at Churchill High . . . bachelor lives in Austin.

BLACKWOOD'S STATISTICS

	G-S	Tack.	Asst.	Total	Opp. Fum.	Int.	Yds.	LG
1979	11-0	17	8	25	0	3	0	—
1980	16-15	66	52	118	4	0	0	—
TOTALS	27-15	83	60	143	4	3	0	—

Additional—Punt Returns: 1 for 0, three fair catches in 1980. Passes Defensed: 2 in 1979, 18 in 1980 for total of 20.



KIM BOKAMPER

Def. End/Linebacker

58

6-6, 250

San Jose State

5th Year

(D1b, 1976)

Born Sept. 25, 1954

His linebacker's swiftness and lineman's bulk has menaced opponents and given unusual flexibility to Dolphin defense . . . a double-edged sword in pass rush or coverage, he reaped Pro Bowl honors in 1979, becoming the only Dolphin linebacker besides Nick Buoniconti (1972-73) to do it . . . he has performed capably as fourth lineman in passing situations, and he will concentrate on line play in his fifth pro season . . . he blitzed from left outside linebacker in first two seasons and worked from three-point stance in the line for most passing situations in 1979 and 1980 . . . "Try blocking that guy sometime," Buffalo guard Reggie McKenzie says. "It's like moving a tank" . . . he added 5½ quarterback sacks in 1980 for career total of 22½ sacks, and he participated in 93 tackles to earn outstanding linebacker honor from South Florida media . . . he has missed only three starts in last 64 games as result of deep thigh bruise and twisted ankle in 1979 . . . he tore ligaments in right knee in 1980 finale and made strong recovery in offseason . . . he had career-high 124 tackles (79 initial hits) in 1978 when he collared quarterbacks 10 times including twice in playoff with Houston . . . he wore a cast protecting broken

left thumb when he had two QB sacks and blocked a punt for a safety Oct. 29, 1978 against Baltimore, and he had end-zone interception in earlier shutout at Baltimore . . . in his first NFL start, he was one of four rookies in defensive lineup in 1977 shutout at Buffalo . . . first-round draftee, 19th player in 1976 and only two picks after the Dolphins tapped linebacker Larry Gordon . . . Bokamper's rookie year was postponed by surgery on left knee for injury sustained while covering kickoff in third preseason game . . . he has superstition in that he never eats at team's pregame meal.

COLLEGE, PERSONAL: He was voted outstanding defensive player in East-West Shrine game, and he excelled at defensive end for San Jose State (9-2) when Spartans won the 1975 Pacific Coast Athletic Association title . . . he also played in Blue-Gray and Senior Bowl . . . born Sept. 25, 1954 in San Diego and raised in Milpitas, Ca., where he played tight end in high school . . . he attended Concordia College in Moorhead, Minn., as freshman, then transferred to San Jose City College and finally San Jose State . . . he and wife Colleen (married 4-26-80) live in Plantation, Fl., and they have aided fund-raising for Ronald House project in South Florida.

BOKAMPER'S STATISTICS

	G-S	Tack.	Asst.	Total	Opp. Fum.	QB Sack	Int.	Yds.
1976								
1977	14-14	52	40	92	2	2½	—	—
1978	16-16	79	45	124	0	8	1	2
1979	14-13	37	31	68	0	4½	1	3
1980	16-16	56	37	93	0	5½	1	6
Totals	60-59	224	153	377	2	20½	3	11
Playoffs	2-2	15	4	19	0	2	0	0

Additional—Blocked Punt for safety, 10-29-78 vs. Baltimore. Forced Fumbles: one in 1978, 2 in 1979, none in 1980.

Blocked FG—12-11-77 at New England, 10-9-78 at Cincinnati for total of two.

Playoffs—2 QB Sacks, minus 16 yards, and Blocked FG, 12-24-78 vs. Houston.



BOB BRUDZINSKI

Linebacker

59

6-4, 230

5th Year

Born Jan. 1, 1955

Ohio State
(Trade, 1981)

A smart, quick-hitting linebacker whose presence will lend versatility to the Dolphins' pass-rush schemes and strength to the run defense . . . he is regarded among NFL's best in scuttling a running play . . . Dolphins acquired him April 28 only minutes before start of 1980 draft in trade with Los Angeles . . . Rams received third-round pick in 1980, second-round pick in 1981 and changed places with Dolphins in second round (from 28th to 15th) in 1980 draft . . . a former first-round draftee of Rams, he started 31 consecutive games at weak-side linebacker as Rams led NFL in total defense in 1978 and won National Conference title in 1979 . . . he participated in 127 tackles, broke up 14 passes and collected five quarterback in 1979 and made big strides toward All-Pro recognition . . . he helped Rams set NFL record by smothering Seattle for minus-7 yards total offense in shutout Nov. 4, 1979 . . . he has 9 quarterback sacks for 76 yards in losses . . . he walked out of Rams' camp five days before 1980 opener but returned on eve of game and had eight starts (2nd through 9th games) before leaving Nov. 5 in contract dispute . . . Dolphins crushed Rams, 35-14, on Nov. 9 . . . he started seven games as 1977 rookie under Coach Chuck Knox but relinquished position when veteran

Jack Reynolds returned after contract holdout . . . "Bru" (pronounced BROO) won starting spot from Isiah Robertson in 1978 training camp until George Allen was replaced by Ray Malavasi, but by mid-October, Brudzinski clamped onto job for keeps . . . he intercepted Scott Bull for 31-yard touchdown in Nov. 19, 1978 victory at San Francisco . . . he wore No. 59 for Rams . . . every Ohio State alumnus who has started for Dolphins was obtained via trade—Paul Warfield (1970), Mike Current (1977) and Neal Colzie (1979) . . . first round-draftee, 23rd player in 1977 draft and third linebacker behind Robert Jackson (Browns) and Robin Cole (Steelers).

COLLEGE, PERSONAL: A consensus All-American in 1976, he celebrated his 22nd birthday with Ohio State's 27-10 victory over Colorado in 1977 Orange Bowl as Buckeyes capped 9-2-1 season . . . he twice earned All-Big Ten honors as Ohio State logged 20-3-1 record in his junior and senior seasons . . . a four-year letterman who participated in 214 tackles in career and had four interceptions as senior . . . he played in Hula Bowl and Japan Bowl . . . full name Robert Louis, born Jan. 1, 1955 in Fremont, Ohio, he was three-sport captain at Fremont Ross High . . . he and wife Susan (married 5-6-78) live in Long Beach, Ca. . . B.A. in marketing . . . he joined three other NFL players on U.S.O. tour of military bases in 1980 . . .

BRUDZINSKI'S STATISTICS

	G-S	Tack.	Asst.	Total	Opp. Fum.	QB Sack	Int.	Yds.
1977	14-7	37	17	54	0	1	2	24
1978	16-10	43	13	56	0	2	1	31
1979	16-16	84	43	127	1	5	1	26
1980	9-8	22	13	35	0	1	0	0
TOTALS	55-41	186	86	272	1	9	4	81
Playoffs	6-5	20	9	29	0	0	0	0

Additional: Forced Fumbles: 3 in 1977, one in 1979 for total of 3. Passes Defensed: 5 in 1977, 5 in 1978, 14 in 1979 and 6 in 1980 for total of 30.



JIMMY CEFALO

Wide Receiver

81

5-11, 188

4th Year

Born Oct. 6, 1956

Penn State
(D3b, 1978)

A nimble and elusive runner, he has flashed big-play capability in three seasons as the Dolphins' third receiver . . . his deceptive speed and disciplined pass routes have freed him for almost 20 yards per catch . . . he has snagged 29 passes for 567 yards and seven touchdowns, a ratio of one TD for every four catches . . . he sped 37 yards with TD pass from David Woodley in 1980 triumph at Baltimore and he earned one of the game balls . . . he started 4 of last 7 games and caught three passes for 83 yards against San Francisco including 52-yarder . . . his 13-yard reception on fourth-and-7 set up tying touchdown and forced overtime against San Diego . . . in 1979 his fine concentration in defensive traffic was apparent on leaping 30-yard catch against New England and 29-yard TD at Detroit in two victories that clinched AFC East title . . . his diving, end-zone catch of Don Strock's six-yard TD pass iced 1979 victory at Minnesota . . . he wears No. 81 jersey popularized by Dolphin original and 11-year veteran Howard Twilley . . . in rookie season, his 40-yard TD catch sparked 16-0 victory at Washington that steered Dolphins to playoff berth . . . he dodged his way for 232 yards on 28 punt returns as rookie . . . his debut in Orange Bowl saw him pull down TDs of 18 and 38 yards in 1978 preseason victory over St. Louis, and he led Dolphin receivers in

1979 preseason with 13 catches for 257 yards and two TDs when Nat Moore had suffered back injury . . . third-round draftee, 81st player in 1978.

COLLEGE, PERSONAL: He as named MVP in both the Hula Bowl and Japan Bowl after an outstanding 1977 season at Penn State in which he caught 28 passes for 507 yards and five TDs . . . he also led nation with 13.7-yard average on 18 punt returns for 247 yards, and his 67-yard punt return aided 42-30 victory over Arizona State in Fiesta Bowl . . . he snared 56 passes for 1,058 yards and seven TDs in career . . . one of top five rushers in Pennsylvania high school history, he was MVP in 1975 Cotton Bowl as freshman tailback with 55 yards rushing, 102 yards on three catches and two TDs in 41-20 win over Baylor . . . full name James Carmen, born Oct. 6, 1956 in Pittston, Pa., he rushed for 4,449 yards in three seasons (1971-73) at Pittston Area High . . . he wrote five-part series for New York Times, published in July 1978, about his college recruiting experience and Penn State career, and it has evolved into book, "Jock," which will appear in winter 1982 . . . bachelor works in offseason with Total Communications System in Pittsburgh area . . . B.S. in journalism has directed him toward TV broadcasting.

CEFALO'S STATISTICS

	G-S	No.	Yds.	Avg.	Long	TD
1978	16-1	6	145	24.2	43	3
1979	16-3	12	223	18.6	30	3
1980	16-4	11	199	18.1	52	1
TOTALS	48-8	29	567	19.6	52	7
Playoffs	2-0	0	0	0.0	0	0

PUNT RETURNS

	No.	FC	Yds.	Avg.	Long	TD
1978	28	8	232	8.3	26	0
1979	2	3	10	5.0	10	0
TOTALS	30	11	242	8.1	26	0

Additional—Fumbles/Lost: 3/1 in 1978, none in 1979 and 1980. Kickoff Returns: 2-40, avg. 20.0, long 21 in 1978. Recovered Dolphin Fumble in 1978.

CEFALO'S SINGLE-GAME HIGHS

Receptions 4 for 92 yards (9-30-79 at N.Y. Jets)
Receiving Yards 92 on 4 catches (9-30-79 at N.Y. Jets)
Longest Reception 52 yards (11-16-80 vs. San Francisco)



VERN DEN HERDER

Defensive End

83

6-6, 252

11th Year

Born Nov. 28, 1948

Central College (Ia.)

(D9, 1971)

A durable and dependable lineman, he has provided leadership by example as the Dolphins' defensive co-captain since 1975 . . . a tireless worker who combines strength and intelligence to stymie opponents' running game . . . Dolphins' left end has played and started (155/138) more games than any defensive player in club's history—a record which will endure at least until 1985 and probably longer . . . his 138 starts as a nine-year regular have had only one interruption (last 3 games of 1977) when he tore ligaments in his right knee Thanksgiving Day 1977 at St. Louis . . . he has streaks of 88 and 50 consecutive starts . . . his 67 quarterback sacks rank him second to Bill Stanfill (74) on all-time Dolphin list . . . he has been voted outstanding defensive lineman by South Florida media five times in last seven years . . . "He's the finest defensive end I've ever had play

for me," Coach Don Shula says . . . he has participated in Dolphin-record 908 tackles, and he has recovered 13 fumbles, two short of team record by safety Dick Anderson (1968-77) . . . two of his finest seasons were 1978 and 1979 when he collected 18 QB sacks for playoff-bound Dolphins including four sacks in Nov. 11, 1979 shutout of Baltimore . . . he earned All-AFC honors in 1979 from Newark Star-Ledger and deserved Pro Bowl recognition . . . he earned All-AFC by Associated Press in 1972 after posting 10½ sacks during perfect season, and he got All-NFL honor by New York Post in 1975 when he had 11 sacks . . . his only touchdown came Oct. 29, 1978 on a fake field-goal attempt when he pawed a seven-yard pass from holder Don Strock in victory over Baltimore . . . "I learned early that nothing comes easy, and anything worth doing is worth trying to do well," he says in reflecting rural work ethic . . . he wore No. 86 as a rookie and played behind Jim Riley, then relinquished that number to Marlin Briscoe in 1972 and changed to No. 83 . . . ninth-round draftee, 230th player in 1971.

COLLEGE, PERSONAL: He earned NAIA All-America honors at Central College in Pella, Iowa, and he set basketball scoring and rebounding records for the Flying Dutchmen . . . he has B.A. in chemistry and had enrolled in veterinary medicine at Iowa State for fall term in 1971 pending his tryout with Dolphins . . . full name Vern Wayne, born Nov. 28, 1948 in Lemars, Iowa, and raised in Sioux Center where his high school didn't have football program until he was sophomore . . . he and wife Diane (married 6-12-71) live in Sioux Center with son Matthew (9-6-75) and daughter Carissa (2-14-77) . . . he works in cattle confinement feeding operation.

DEN HERDER'S STATISTICS

	G-S	Tack.	Asst.	Total	Opp. Fum.	QB Sack
1971	14-0	13	3	16	—	1
1972	14-14	60	31	91	1	10½
1973	14-14	61	40	101	1	10
1974	14-14	50	33	83	2	7
1975	14-14	58	38	96	2	11
1976	14-14	65	40	105	2	3
1977	11-11	35	21	56	—	1½
1978	16-16	58	48	106	1	9
1979	16-16	45	54	99	3	9
1980	16-16	51	41	92	1	2
TOTALS	143-129	496	349	845	13	64
Playoffs	12-9	33	30	63	0	3

Additional—Interception Return 24 yards, 12-3-72 at New England. Blocked FGs (4): one in 1974, one in 1975, 2 in 1976. **Playoffs**—Blocked PAT 12-30-79 at Pittsburgh.

Touchdown—Pass Reception, 7 yards on fake field-goal attempt 10-29-78 vs. Baltimore.



MARK DENNARD

Center

63

6-1, 252

3rd Year

Born Nov. 2, 1955

Texas A&M

(D10, 1978)

He has the tenacity and quickness for the demanding job he grasps more firmly with every center snap . . . his similarities to former All-Pro Jim Langer go beyond the squatty build and include determination and a resolve to work hard . . . he has started 24 consecutive games since Langer was injured in ninth game of 1979, which stopped Langer's streak of 117 straight

starts . . . his steady progress in 1980 portends longevity at position which requires intelligence and quickness in thought and action . . . "The instant the ball is snapped, you learn a lot of things that are hard to tell a person," he said while earning NFL All-Rookie honors in 1979 . . . he and linemates Bob Kuechenberg, Ed Newman, Jeff Toews and Thom Dornbrook all surpass 400 pounds in bench press . . . his first start was unenviable combat with Houston nose tackle Curley Culp . . . he had postponed his rookie year by spending 1978 on injured reserve after having one finger broken and another dislocated in preseason opener . . . 10th-round draftee, 274th player in 1978 . . . he is latest pick (274th) ever to start in Dolphin offense.

COLLEGE, PERSONAL: He was voted to the second team for All-Southwest Conference of the 1970s, and he was All-SWC as senior at Texas A&M . . . he earned Academic All-America as a junior and got B.A. in marketing . . . full name Mark Wesley, born Nov. 2, 1955 in Bay City, Tex., he starred in football and baseball at Bay City High . . . he and wife Donna (married 5-27-78) live in Bryan, Tex., with daughter Christine (6-14-79) and son Wes (12-9-80) . . . Donna watched 1980 Dolphin upset of New England on Monday night TV from her hospital room, then gave birth to Wes the next morning . . . Dennard works at First National Bank in Bryan during offseason.

Games/Starts—1979 (16-7); 1980 (16-16). Playoffs (1-1). TOTAL: 33-24.



THOM DORNBROOK

Guard

61

6-2, 257

Kentucky

3rd Year

(Waivers, 1980)

Born Dec. 1, 1956

A powerful blocker with the versatility to perform at both guard and center . . . an excellent special teams player, he can handle long snaps for punts . . . Dolphins acquired valuable reserve lineman on waivers from Pittsburgh Nov. 28, 1980 along with fullback Rick Moser . . . Steelers were attempting to recall both players from injured reserve but had to expose them to waiver wire, and they were claimed two days before the Dolphins visited Pittsburgh . . . he appeared in final four games for Dolphins . . . he played left guard for injured Sam Davis in second half of Super Bowl XIII, a 31-19 victory over Los Angeles . . . injuries to Davis enabled him to start once in 1979, and he snapped for punts despite a broken left thumb in late season . . . he was placed on injured reserve Aug. 19, 1980 because of cyst on right knee . . . he joined group of six Dolphins who can bench press 400 pounds . . . he was overlooked in 1978 draft because he weighed 225 pounds in college, so Pittsburgh native signed as free agent with Steelers . . . he sat out 1978 with a broken left thumb.

COLLEGE, PERSONAL: He earned All-Southeastern Conference honors in 1977 for 10-1 Kentucky squad . . . four-year letterman at guard and linebacker . . . he also was right-handed pitcher for Wildcats . . . he had been second-round draftee of Oakland A's in 1974 but chose college education and obtained B.S. in business administration . . . he was teammate of defensive end Art Still (Chiefs) and tight end Derrick Ramsey (Raiders) . . . his father played at Ohio State and spent two years as P.O.W. in Germany . . . full name Thomas John, born Dec. 1, 1956 in Pittsburgh, he set record for most tackles at North Hills High . . . he and wife Donna (married 6-14-80) live in Pittsburgh.

Games/Starts—Pittsburgh: 1979 (16-1). Miami: 1980 (4-0). Playoffs—Pittsburgh (3-0). TOTAL: 23-1.



A. J. DUHE

Inside Linebacker

77

6-4, 248

Louisiana State

5th Year

(D1, 1977)

Born Nov. 27, 1955

His boundless enthusiasm has characterized outstanding play since earning NFL Defensive Rookie of Year honors in 1977 . . . fiery competitor has energized the Dolphin defense, and his 1980 transition from defensive end to linebacker should reap dividends with greater experience . . . extremely mobile for run pursuit and pass coverage, he was explosive pass-rusher with 15 quarterback sacks in first two seasons . . . a sportswriter's suggestion prompted Coach Don Shula to experiment with Duhe at outside linebacker while Larry Gordon was contract holdout during training camp . . . Duhe started 1980 opener at OLB and moved inside for 3rd through 16th games . . . his 5½ QB sacks tied for team lead . . . he had team-leading seven sacks in 1977, three of them while earning game ball in 14-10 victory at New York Jets . . . biggest play as rookie was blocked punt which led to clinching touchdown in 17-5 triumph over New England . . . his right knee required surgery in August 1978 for damaged cartilage, sidelining him for five starts . . . he scored safely on end-zone sack at Houston but bruised right shoulder and missed another start . . . he chugged 68 yards with recovery of a Dan Fouts fumble in Oct. 15, 1978 victory at San Diego for longest fumble return in Dolphin history . . . abdominal muscle pull reduced his playing time in 1979 when Doug Betters moved ahead at right end . . . first-round draftee, 13th player in 1977 and seventh defensive lineman in bumper crop . . . he was 18-day contract holdout for first training camp.

COLLEGE, PERSONAL: A four-year starter at Louisiana State, he was voted outstanding defender for South in Senior Bowl coached by Dolphin staff . . . he averaged 72 tackles per season and had 27 tackles for 133 yards in losses . . . he won LSU scholarship by blocking three punts in high school all-star game in 1973 . . . B.A. in general studies . . . full name Adam Joseph, born Nov. 27, 1955 in New Orleans and raised in Reserve, La., he starred at Leon Goudchaux High . . . he lived across Mississippi River from Edgard, La., home of Dolphin fullback Terry Robiskie . . . he and wife Frances were married May 24, 1980 during her reign as Orange Bowl queen . . . they met five years ago in Baton Rouge and they live in Fort Lauderdale.

DUHE'S STATISTICS

	G-S	Tack.	Asst.	Total	Opp. Fum.	QB Sack
1977	14-14	48	35	83	2	7
1978	13-10	25	22	47	2	8
1979	13-2	13	18	31	0	2
1980	16-15	44	40	84	0	5½
TOTALS	56-41	130	115	245	4	22½
Playoffs	2-2	5	7	12	0	0

Additional—Sacked QB for safety, 11-20-78 at Houston. Blocked Punt 11-13-77 vs. New England. Returned Fumble 68 yards, 10-15-78 at San Diego.

Buffalo nose tackle Fred Smerlas on center Mark Dennard

He jumps around, crawls in front of you, drives you crazy with his flexibility and fight.



NICK GIAQUINTO

Running Back

35

5-11, 204

2nd Year

Born April 4, 1955

Connecticut

(FA, 1980)

He succeeded against longshot odds as a free-agent rookie in 1980 and made solid contribution to passing offense and special teams . . . a compact runner with good balance, he proved dependable as third-down fullback with 24 pass receptions for 192 yards . . . he snagged 15-yard touchdown pass from Bob Griese against Baltimore and had four games with four catches . . . he had five carries for 16 yards, returned seven punts for 35 yards (long 15) and returned nine kickoffs for 146 yards (long 22) . . . his all-purpose yardage was 389 yards . . . his alertness and hustle were epitomized when he recovered a fumble by wide receiver Duriel Harris for a touchdown (football bounced 12 yards) in comeback victory over Cincinnati . . . he caught passes for 12 and 25 yards from Griese on tying TD drive in fourth-quarter rally that beat Atlanta . . . he handled the football 46 times and never fumbled, although he fumbled twice in final preseason game . . . he led Dolphin rushers in 1980 preseason with 116 yards on 35 carries . . . he had been cut in three previous summers by New York Giants (1977), New York Jets (1978) and Ottawa Rough Riders (1979), the latter because of a hamstring pull . . . he and Charley Leigh (1971-73) are only running backs in Dolphin history who were not drafted into pro football . . . he played for semi-pro Eastern Connecticut Sea Raiders in 1978.

COLLEGE, PERSONAL: He set single-game rushing record of 277 yards in his final game at Connecticut in 1976 loss to Holy Cross, and he had 100-yard kickoff return against New Hampshire as junior . . . he played football at University of Bridgeport as freshman and sophomore until school dropped the sport . . . full name Nicholas Albert, born April 4, 1955 in Bridgeport, Conn., he starred as quarterback for unbeaten Stratford High in 1972 and was baseball captain . . . B.S. in physical education . . . he was P.E. teacher and baseball coach at Our Lady Queen of Martyrs elementary school in Fort Lauderdale for first 5 months of 1980 . . . his school held a day in his honor (he scored his first NFL touchdown the previous day) and all kids wore No. 35, room numbers all were changed to No. 35 and the answer to every math problem in third-grade class was 35.

Games/Starts—1980 (16-0). Playoffs (none). TOTAL: 16-0.



JON GIESLER

Offensive Tackle

79

6-4½, 260

3rd Year

Born Dec. 23, 1956

Michigan

(D1, 1979)

He stabilized the Dolphins' offensive line at midseason 1980 upon recovering from shoulder separation . . . an imposing blocker with power to drive off defenders and quickness to maintain pass protection . . . his greater strength and maturity have entrenched him at left tackle and justified Dolphins' use of No. 1 draft pick in 1979 . . . he started final 10 games of 1980, and in his first pro start, Dolphins rushed for more yards (149

than previous seven games and tripped Buffalo, NFL leader in total defense . . . he had separated right shoulder Aug. 2 in scrimmage with New Orleans when defensive end Don Reese fell on him . . . he was counted in final cutdown to 45 players, then placed on injured reserve until Oct. 10 . . . he served on special teams as rookie while Bob Kuechenberg played left tackle . . . he improved bench press to 375 pounds (from 315) through offseason conditioning program . . . he inherited No. 79 jersey from left tackle Wayne Moore, a starter in two Super Bowl triumphs . . . first-round draftee, 24th player in 1979 and third offensive lineman behind Keith Dorney (Lions) and Kelvin Clark (Broncos).

COLLEGE, PERSONAL: An All-Big Ten tackle, the native Ohioan played in three successive Michigan victories (1976-78) over Ohio State, and Wolverines were 10-2 in both his junior and senior years . . . he twice won team's hustle award . . . Associated Press and Sporting News honorable mention All-America . . . B.S. in education . . . full name Jon William, born Dec. 23, 1956 in Toledo, Ohio, and raised in Woodville, Ohio . . . track standout at Woodmore High (combining Woodville and Elmore) with 60-10 in shot put and 171-3 in discus . . . state champion as junior . . . he was raised in same Sandusky County as Dolphin linebacker Bob Brudzinski and Broncos running back Rob Lytle, both from Fremont . . . he and wife Lori (married 6-30-79) live in Pembroke Pines.

Games/Starts—1979 (16-0); 1980 (10-10). Playoffs (1-0). TOTAL: 27-10.



LARRY GORDON

Linebacker

50

6-4, 230

6th Year

Born July 8, 1954

Arizona State

D1a, 1976)

A swift predator of opposing ballcarriers, he has been a crackling hitter in Dolphin defense since 1976 . . . he has great acceleration for blitzing and agility for pass coverage as a complete linebacker . . . right outside linebacker could fulfill All-Pro potential in sixth season . . . he is approaching Dolphin record for career starts at linebacker—Nick Buoniconti (1969-76) had 96 starts . . . Gordon has missed only three starts since his rookie season . . . he has averaged 113 tackles in five years and has 13 quarterback sacks . . . his finest hour consisted of three interceptions, eight tackles and a blocked PAT in 1978 triumph over Oakland that secured playoff berth . . . Coach Don Shula called it the "greatest game I've ever seen a linebacker play" . . . his three thefts (two were ricochets) were most ever by a Dolphin linebacker, and he returned them 35 yards . . . he earned game ball with two sacks and 27-yard interception runback against Seattle in 1977 and again with 33-yard interception return to set up clinching touchdown at Baltimore in 1979 . . . he started 30 consecutive games before hamstring and groin pull bothered him in third game of 1978, then started 31 more . . . he was contract holdout until Aug. 21 in 1980 training camp and didn't start opener, then a sprained left knee caused him to miss San Diego game . . . first-round draftee, 17th played in 1976 and first linebacker.

COLLEGE, PERSONAL: He was voted outstanding defensive player in 1975 Fiesta Bowl when his interception helped unbeaten, second-ranked Arizona State upset Nebraska, 17-14 . . . he earned All-America honor on Time Magazine squad picked by pro scouts, and he had 121 and 132 tackles in last two seasons with Sun Devils . . . he played in East-West Shrine, Senior Bowl and last College All-Star game . . . full name Lawrence Wayne, born July 8, 1954 in Monroe, La., and raised

on farm in Oakgrove, La. . . he starred at Phoenix Union High after family moved to Arizona in his sophomore year . . . older brother Ira was offensive guard with San Diego Chargers (1970-75) . . . he and wife Mary (married 3-13-79) live in Miramar with their two sons Lawrence (4-13-80) and Wayne (4-24-81).

GORDON'S STATISTICS

	G-S	Tack.	Asst.	Total	Opp. Fum.	QB Sack	Int.	Yds.
1976	14-14	83	35	118	1	1/2	—	—
1977	14-14	58	48	106	2	2	1	27
1978	16-15	62	40	102	2	4 1/2	3	35
1979	16-16	71	37	108	3	3	2	33
1980	15-14	69	37	106	1	3	1	11
TOTALS	75-73	343	197	540	9	13	7	106
Playoffs	2-2	9	3	12	2	0	0	0

Additional—Blocked PAT and three interceptions for 35 yards, 12-10-78 vs. Oakland. Passes Defensed: 6 in 1976, 3 in 1977, 3 in 1978, 2 in 1979 and 6 in 1980 for totals of 20. Forced Fumbles: one in 1978, 2 in 1979, one in 1980.



CLEVELAND GREEN

Offensive Tackle

74

6-3, 262
3rd Year

Southern
(FA, 1979)

Born Sept. 11, 1957

A big, quick-striking blocker with unusual agility, he has made significant headway in mastering techniques of offensive line . . . he overcame longshot odds and landed berth on Dolphin roster in 1979 not only as a free-agent rookie but also as a defensive lineman making switch to offense in middle of training camp . . . his hard-working attitude has turned raw potential into effectiveness as third tackle in Dolphin lineup . . . he started first three games of 1980 as left tackle before returning to special-team duty . . . he missed 6th through 9th games on injured reserve with broken hand . . . he has served as wedge buster on kickoff coverage . . . he switched from No. 61 to No. 74 a few days before 1980 opener . . . all-around athletic ability is apparent on basketball court where he averages more than 30 points for Dolphins' offseason squad . . . he has improved strength by more than 100 pounds in bench press to 350 since joining offseason conditioning program . . . a mixup in his college status resulted in pro scouts believing he was a junior in 1978, but he had played briefly on special teams as Southern University freshman in 1975 . . . NCAA ruled he was ineligible for 1979, too late to inform scouts for draft . . . his coach called Dolphin defensive coordinator Bill Arnsparger to request tryout for Green.

COLLEGE, PERSONAL: He was a three-year starter at defensive end for Southern and was selected to play in Black All-Star game but he declined . . . he collected 34 quarterback sacks in final two seasons . . . his high school coach at Hinds Agricultural High in Utica, Miss., had told him he was suited for offensive line . . . full name Cleveland Carl, born Sept. 11, 1957 in Bolton, Miss., he was youngest of 10 children raised on farm near Bolton . . . majored in agriculture . . . he and wife Wendlyn live in Miami with their son Kendrick (1-14-79).

Games/Starts—1979 (16-0); 1980 (12-3). Playoffs (1-0). **TOTAL:** 29-3.

Kim Bokamper on moving to defensive end

Rushing the passer helps my confidence a lot because I feel I'm doing what I do best. Once you've beaten your man, the quarterback is the pot of gold at the end of the rainbow."



BRUCE HARDY

Tight End

84

6-4 1/2, 230
4th Year

Arizona State
(D9, 1978)

Born June 1, 1956

A clutch receiver and earnest blocker, he has been a steady contributor at tight end the past two seasons . . . good hands for difficult catches in defensive traffic . . . he inherited job when four-year regular Andre Tillman suffered broken leg in 1979 preseason, and Hardy balanced Dolphin passing game with 30 receptions for 386 yards and three touchdowns . . . he added 12 starts in 1980, mostly in double-TE formations on first down with Ronnie Lee . . . his career totals of 53 catches for 577 yards include seven TDs . . . he snared TD passes in victories at Atlanta and Los Angeles in 1980 . . . a challenger to reclaim starting job because of his ever-improving blocking and intelligent pass routes . . . his versatility boosted his job prospects as unheralded rookie . . . he contributed 20 tackles (10 initial hits) on special teams and was part-time snapper on punts . . . his third and fourth NFL receptions were TDs as he played in double-TE formations with Tillman . . . he caught 10 passes for 124 yards in his first three starts in 1979 and he took two snaps from center as QB against Chicago Sept. 23, 1979 when three quarterbacks were disabled . . . ninth-round draftee, 247th player in 1978.

COLLEGE, PERSONAL: He caught 47 passes for 547 yards and two TDs at Arizona State after sophomore switch from quarterback in 1975 opener to tight end . . . he caught 19 passes for 269 yards as senior teammate of John Jefferson (Chargers), and Dolphin scouts spotted him in Can-Am Bowl . . . full name Bruce Alan, born June 1, 1956 in Murray, Utah, he was rated nation's outstanding prep athlete in April 29, 1974 cover story for Sports Illustrated . . . he was Utah's football and basketball Most Valuable Player in both junior and senior years at Bingham High in Copperton and was twice all-state in baseball . . . and he scored 1,150 points in three-year prep basketball career . . . B.S. in business administration . . . he and wife Joanie (married 1-31-81) live in West Jordan, Utah, and they have a son Nathan (7-19-79) by wife's previous marriage.

HARDY'S STATISTICS

	G-S	No.	Yds.	Avg.	Long	TD
1978	16-0	4	32	8.0	15	2
1979	16-14	30	386	12.8	28	3
1980	16-12	19	159	8.4	19	2
TOTALS	48-26	53	577	10.9	28	7
Playoffs	2-1	2	12	6.0	10	0

Additional—Fumbles/Lost: none in 1978 and 1979, 1/1 in 1980. Kickoff Returns: 2-27, avg. 13.5, long 15 in 1978. Passing: 0 for 1, 11-11-79 vs. Baltimore.

HARDY'S SINGLE-GAME HIGHS

Receptions 4 (twice in 1979 and once in 1980)
Receiving Yards 62 on 4 catches (9-16-79 at Minnesota)
Longest Reception 28 yards (11-18-79 at Cleveland)

Glenn Blackwood on his approach to football

I just want people to say I go out and play my guts out every game. That's what makes it more fun for me, fighting the whole time. I can always depend on Don (Bessillieu) being out there fighting and scratching, too.



DURIEL HARRIS

Wide Receiver

82

5-11, 184

New Mexico St.

6th Year

(D3, 1976)

Born Nov. 27, 1954

Swift and graceful with a knack for acrobatic catches, he puts big-play threat into Dolphins' passing game . . . his leaping and diving catches are perennial inclusions in highlight films . . . he has surpassed 3,000 yards in five seasons and will make move on all-time Dolphin chart for No. 2 spot held by Paul Warfield (1970-74) at 3,355 yards . . . South Florida media voted him outstanding receiver for first time in 1980 . . . fastest man in Dolphin offense at 4.5 seconds in 40-yard dash . . . he has averaged 17.1 yards per catch with 176 receptions for 3,008 yards, and he should become only fourth Dolphin receiver to reach 200 catches . . . he caught final touchdown pass of Bob Griese's career in 1980 . . . torn hamstring forced him to miss 10th through 13th games in 1980 . . . he returned against New England and outleaped safety for 54-yarder to set up winning field goal in overtime . . . he was Dolphin regular although credited with only three starts because of double-TE formations on first down . . . he had career-high 798 yards on 42 catches in 1979 and formed awesome partnership with Nat Moore for a combined 90 receptions for 1,638 yards—almost a mile—and a Dolphin record for wide receiver tandem . . . he collected four 100-yard games in 1979 to equal record by Warfield in 1971 . . . he established Dolphin single-game records with 10 catches for 180 yards Oct. 28, 1979 against Green Bay, and 9 of 10 were delivered by Griese including 37-yard TD to ignite 27-7 rout . . . his other 100-yard efforts came against Seattle, at Cleveland and at Baltimore . . . he handled the football 214 times including receptions and kick returns before his first fumble of career in 1980 opener . . . he has impressive 25.4-yard career average on 55 kickoff returns for 1,396 yards . . . he was named AFC's outstanding kick returner by Players' Association and All-NFL by Pro Football Weekly with league-leading 32.9-yard average as rookie in 1976 . . . three of his six 100-yard games have come against Baltimore (5 for 116 as rookie, 4 for 127 in 1977 and 7 for 116 in 1979) . . . combining passes and kick returns, he has averaged 18.7 yards (250 for 4,673) every time he

HARRIS' STATISTICS

	G-S	No.	Yds.	Avg.	Long	TD
1976	12-2	22	372	16.9	44	1
1977	14-4	34	601	17.7	47	5
1978	16-15	45	654	14.5	63t	3
1979	15-14	42	798	19.0	51	3
1980	12-3	33	583	17.7	54	2
TOTALS	69-38	176	3008	17.1	63t	14
Playoffs	2-2	7	103	14.7	33	1

(100-yard games: 1976-1; 1977-1; 1979-4. Total 6)

Additional—Kickoff Returns: 17-559, avg. 32.9, long 69 in 1976; 4-91, avg. 22.8, long 31 in 1977; 29-657, avg. 22.7, long 53 in 1978; 5-89, avg. 17.8, long 22 in 1980. Totals: 55-1396, avg. 25.4, long 69, no TD. Punt Returns: 9-79, avg. 8.7, long 16 in 1976. Rushing: 1 for 20 yards, 9-23-79 vs. Chicago. Fumbles/Lost: none in 1976, 1977, 1978 and 1979; 2/0 in 1980.

Playoffs—Kickoff Returns: 2-67, avg. 33.5, long 39, 12-24-78 vs. Houston.

HARRIS' SINGLE-GAME HIGHS

Receptions 10 for 180 yards (10-28-79 vs. Green Bay)
 Receiving Yards 180 on 10 catches (10-28-79 vs. Green Bay)
 Longest Receptions 63-yard touchdown (10-29-79 vs. Balt.)
 TD's Receiving 2 (11-6-77 at N.Y. Jets) 20, 24

has football, including two playoff games . . . he wore No. 26 as rookie because veterans had taken all numbers in 80s . . . third-round draftee, 80th player in 1976.

COLLEGE, PERSONAL: An All-Missouri Valley Conference selection as senior, he was "lonesome end" in Wishbone offense at New Mexico State but still caught 89 passes for 1,562 yards (17.5 average) and 13 TDs . . . his father, Duriel Sr., was elevated in 1980 to head football coach at Charlton-Pollard High in Beaumont, Tex. . . . full name Duriel LaDon Jr., born Nov. 27, 1954 in Port Arthur, Tex., and boyhood friend of NFL running back Joe Washington . . . bachelor spends most of offseason in Port Arthur.



THOMAS HENDERSON

Linebacker

56

6-2, 220

Langston, Okla.

7th Year

(FA, 1981)

Born March 1, 1953

A quick, aggressive linebacker whose talent and ebullience rose side-by-side in five seasons with Dallas . . . he sought disciplined environment when he signed with Dolphins as free agent in June 1981 after cocaine addiction left him near ruin . . . his renewed determination could unleash a 220-pound tackler with sprinter's speed and hammer's force . . . he had plummeted from the "Hollywood" glamor of Newsweek cover on eve of Super Bowl XIII to using assumed name at Camelback Mental Hospital in Scottsdale, Ariz. . . . he voluntarily entered "drug detoxification" program at hospital for 70 days to shake \$1,000-a-day cocaine dependency . . . Dallas had dismissed the former first-round draftee Nov. 19, 1979 after he mugged for sideline camera during loss to Washington, but he called it a retirement . . . he was traded May 15, 1980 to San Francisco for fourth-round draft pick, then waived by 49ers Sept. 19 after appearing in one game . . . Houston signed free agent Sept. 26 after he cleared waivers, and he played three games before pulled hamstring put him on injured reserve for seven weeks . . . he again passed through waivers and was re-signed Dec. 1 by Oilers, and his interception in finale against Minnesota helped secure playoff berth . . . he lost job to rookie Bobby Leopold at San Francisco and played behind Ted Washington at Houston . . . Houston failed to offer new contract . . . he was on threshold of All-Pro recognition after first four seasons in Dallas, excelling on special teams in 1975 and 1976 and becoming starter at left linebacker when Lee Roy Jordan retired and Randy White moved to tackle . . . he earned All-NFL second-team honors from UPI in 1977 and was voted to Pro Bowl in 1978 after helping Cowboys rank No. 1 in NFL run defense . . . "I think that all other players who wear No. 56 should turn them in and get another jersey," he once rhapsodized . . . he capped 28-0 rout of Los Angeles in 1978 NFL title game with 68-yard interception touchdown on pass by Vince Ferragamo . . . he had 79-yard interception TD against Tampa Bay Oct. 2, 1977 and he introduced "crossbar slam dunk" as rookie when he jetted 97 yards on kickoff return TD against St. Louis Sept. 28, 1975 . . . he played in three Super Bowls in first four seasons and had seven tackles in 27-10 conquest of Denver in Super Bowl XII . . . he wore No. 50 at San Francisco and No. 53 at Houston . . . first-round draftee, 18th player in 1975 and third linebacker behind Robert Brazile (Oilers) and Glen Cameron (Bengals) . . . Cowboys also drafted Randy White (2nd player) in first round in 1975.

COLLEGE, PERSONAL: A two-time Little All-America selection at tiny Langston (Okla.) University, he started 45 straight

games for Lions at defensive end . . . he ran 100-yard dash in 9.5 seconds and covered 49 feet in triple jump while at Langston . . . full name Thomas Edward, born March 1, 1953 in Austin, Tex., he moved to Oklahoma City in high school and played at Douglass High . . . he has a Hollywood agent, Jack Gilardi, and has appeared in the movie "Squeeze Play" and in a 1979 TV episode of Buck Rogers in the 25th Century, portraying a gold-medalist track star from another planet . . . he formed promotional firm called Hollywood 56 Productions, Inc., and did a popular 7-Up commercial . . . he has a daughter Thomesa Holly (3-8-79) . . . he accompanied Rev. James Robinson on revivals in June 1981 . . . he plans to reside in Fort Lauderdale.

HENDERSON'S STATISTICS

	G-S	Tack.	Asst.	Total	Opp. Fum.	QB Sack	Int.	Yds.
1975	13-0	(not available)			1		0	0
1976	14-0	21	17	38	0		0	0
1977	14-14	53	39	92	2		3	79
1978	15-13	46	20	66	1		0	0
1979	11-10	37	21	58	0	6	0	0
*1980	7-0	11	7	18	0	1	1	3
TOTALS	74-37	168	104	272	4		4	82
Playoffs	11-6						1	68

*includes 1 game with San Francisco and 6 games with Houston

Additional—Kickoff Returns: 4 for 130 yards, avg. 32.5, long 97t in 1975; 12 yards on lateral in 1976; 1 for 8 yards in 1977 for total 5 for 150 yards, avg. 30.0, long 97t.



STEVE HOWELL

Fullback

36

6-2, 230

Baylor

3rd Year

(D4, 1979)

Born Dec. 20, 1956

He will mount another challenge for Dolphins' fullback chores, possessing good speed and crunching effectiveness as blocker . . . he stepped into void left by surprise departure of Larry Csonka in 1980 training camp and he started first six games . . . long-strider had bursts of 17 and 23 yards in first two starts . . . he gained 179 yards on 51 carries (3.5-yard average) until Terry Robiskie claimed job in seventh game . . . Howell never had opportunity to run behind stable offensive line since left tackle Jon Giesler didn't join lineup until seventh game . . . his best totals were 11 carries for 47 yards plus three receptions for 24 yards against Cincinnati, but he was tackled for safety in fourth quarter . . . he started finale against New York Jets after injuries to Robiskie and Woody Bennett . . . he runs consistent 4.6 seconds in 40-yard dash . . . he outlasted veterans Jim Braxton (waived) and Leroy Harris (traded) to earn spot on roster in 1979 . . . hamstring pull and broken little finger on right hand were annoyances in rookie year as he toiled on special teams . . . fourth-round draftee, 107th player in 1979.

COLLEGE, PERSONAL: He formed a rugged duo in Baylor backfield with Greg Hawthorne, No. 1 choice of Pittsburgh in 1979 . . . Dolphin tight end Ronnie Lee also was teammate on 3-8 team . . . he gained 1,064 yards on 208 carries and scored three touchdowns in career, and he caught 12 passes for 63 yards . . . his four-year rushing totals were 215, 165, 387 and 297 and he averaged 7.2 yards per carry as junior with 67-yard spurt against Texas A&M . . . he excelled as blocker in Veer offense . . . B.S. in physical education . . . full name Stephen Glen, born Dec. 20, 1956 in Corsicana, Tex., he was captain in four sports at Waxahachie High and he once rushed for 350 yards and four TDs in a game . . . he and wife Malia (married 11-22-80) live in Waco, Tex.

HOWELL'S STATISTICS

	G-S	Alt.	Yds.	Avg.	LG	TD	No.	Yds.	LG	TD
1979	16-0	3	8	2.7	5	0	3	23	11	0
1980	16-8	60	206	3.4	23	1	5	38	13	0
TOTALS	32-8	63	214	3.4	23	1	8	61	13	0
Playoffs	1-0									

Additional—Fumbles/Lost: none in 1979, 3/1 in 1980. Recovered Dolphin Fumble in 1979. Tackled in end zone for safety, 9-14-80 vs. Cincinnati.

HOWELL'S SINGLE-GAME HIGHS

Rushing Yards 47 on 11 carries (9-14-80 vs. Cincinnati)
 Rushing Attempts 11 for 47 yards (9-14-80 vs. Cincinnati)
 Longest Run 23 yards (9-14-80 vs. Cincinnati)
 Pass Receptions 3 catches (9-14-80 vs. Cincinnati)
 Receiving Yards 24 on 3 catches (9-14-80 vs. Cincinnati)
 Longest Reception 13 yards (10-5-80 vs. Baltimore)



MIKE KOZLOWSKI

Safety

40

6-0, 198

Colorado

2nd Year

(D10b, 1979)

Born Feb. 24, 1956

He parlayed competitiveness and natural ability into a spot in the defensive backfield in 1979, becoming the first-ever Dolphin rookie to make a transition from running back . . . he was idled in 1980 with a severely sprained left ankle which placed him on injured reserve Sept. 1 . . . he intercepted two passes in 1979 preseason victory at Minnesota and showed a keen mind for intricacies of defense . . . he became "nickel" back for final five games, replacing injured rookie Glenn Blackwood . . . he has impressive blend of speed (4.65 seconds in 40-yard dash) and strength (330 pounds in bench press) to handle either safety position . . . he collected 31 tackles (22 initial hits) in 1979 with aggressive play on special teams . . . he also returned four kickoffs for 85 yards and three punts for 21 yards (106 total return yards) and he had four fair catches . . . he also studied Dolphin pass plays in practicing at wide receiver . . . he started 1979 finale against New York Jets when strong safety Tim Foley rested a bruised knee . . . 10th-round draftee, 272nd player in 1979 . . . he wore No. 37 as rookie but yielded it to fullback Andra Franklin in 1981 and took No. 40 worn by former All-Pro Dick Anderson.

COLLEGE, PERSONAL: An injury-plagued tailback at Colorado, he gained 239 yards as junior and 165 yards as senior . . . Dolphin scouts were impressed by his tenacity . . . broken rib in 1977 twice caused punctured lung, but he returned from six-game absence and had 42-yard touchdown jaunt and 55-yard tailback option pass for TD in victory over Iowa State . . . he recovered from dislocated elbow as senior after doctor advised his football career was finished . . . he earned California all-state honors at Mira Costa Junior College in Oceanside by rushing for 1,100 yards in 1976 . . . full name Michael John, born Feb. 24, 1956 in Newark, N.J., he was basketball MVP at San Dieguito High in Encinitas, Ca. . . he played in Challenge Bowl between all-stars of Big Eight and Pacific Ten conferences . . . he and wife Kristy live in Miami Lakes with daughters Kemery (11-26-77) and Brynn (5-25-79) . . . his brother Glen is freshman flanker at Brigham Young University.

Games/Starts—1979 (16-1). Playoffs (1-0). **TOTAL:** 17-1.



BOB KUECHENBERG

Guard/Tackle

67

6-2, 255

12th Year

Born Oct. 14, 1947

Notre Dame

(FA, 1970)

A peerless technician with recognized skills in every offensive line position, he represents the last link to the Super Bowl blocking wall of the early 1970s . . . a four-time Pro Bowl selection (1974-75-77-78), he was named All-NFL in 1978 by Associated Press when he started eight times at guard and seven times at tackle on left side of Dolphin line . . . bearded warrior could surpass all Dolphin records for longevity and starting calls in 1981 . . . he has played in 162 games (QB Bob Griese had 173 and RG Larry Little had 170) and has started 156 games (Little had 164 and Griese 163) . . . he is only Dolphin to play and start all 13 playoff games in club's history . . . exceptional strength at 420 pounds in bench press . . . "It takes pride and an obsession for details to be an offensive lineman," he says, and his boundlessly competitive spirit has been applied to mastering guard, tackle and center assignments . . . he enters 1981 with streak of 41 consecutive starts (22 at tackle, 19 at guard) . . . despite sprained knee he started all 17 games including playoff at left tackle in 1979 . . . he had three starts at LG, three at LT in 1980 before settling at guard for final 10 games when LT Jon Giesler recovered from injury . . . he earned Sporting News All-AFC honor at tackle in 1978 when simultaneously voted to Pro Bowl at guard . . . Coach Don Shula calls him "a street fighter—he doesn't know how to quit" . . . as a free-agent rookie, he replaced injured Maxie Williams in ninth game of 1970 and had 53 consecutive starts before suffering a fractured left forearm in 13th game of 1973 . . . two weeks later he returned to lineup for playoffs and he neutralized All-Pro tackle Alan Page in Super Bowl VIII victory over Minnesota . . . he mounted another 42 straight starts before missing last four games of 1976 with bone chips in left ankle . . . he made remarkable recovery in 1977 from broken back (two fractures of transverse process), sustaining injury Aug. 13 but missing only two regular-season starts . . . 31 of his 156 starts have been at left tackle including three games in 1974 to alleviate manpower shortage . . . fourth-round draftee by Philadelphia, 80th player in 1969, he faulted himself for being cut by Eagles . . . he was placed on Atlanta taxi squad, then cut a week later . . . he played seven games (five without pay) with 1969 Chicago Owls of semi-pro Continental League and was selling business forms when signed by Dolphins in 1970 . . . he announced a "not irrevocable" retirement July 24, 1980 but returned to training camp after 19 days.

COLLEGE, PERSONAL: He was voted Notre Dame's outstanding defensive lineman in 1968 while also playing offensive tackle for Fighting Irish (7-2-1) . . . he played third base for baseball team . . . B.A. in economics . . . full name Robert John, born Oct. 14, 1947 in Gary, Ind., one of nine children, and raised in Hobart, Ind. . . he rode in gunnysack on dad's back for rodeo clown act, and dad was Human Cannonball before Kooch was born . . . he owns Interior Arts Inc., selling oil paintings, and he travels around the globe as sports marketing director for Pan Am World Airways . . . he and wife Marilyn (married 10-9-78) have renovated an old mansion on Star Island, Miami Beach . . . he has two sons, Bryan, 10, and Erik, 8, by a previous marriage.

Games/Starts—1970 (8-5); 1971 (14-14); 1972 (14-14); 1973 (13-13); 1974 (14-14); 1975 (14-14); 1976 (10-10); 1977 (14-12); 1978 (16-15); 1979 (16-16); 1980 (16-16). Playoffs (13-13). TOTAL: 162-156.



ERIC LAAKSO

Tackle

68

6-4, 265

4th Year

Born Nov. 29, 1956

Tulane

(D4b, 1978)

He has blossomed into strong, reliable blocker as Dolphins' right tackle . . . blond giant made great progress as 16-game starter in third year and was formidable in trenches by season's end . . . a battler whose quickness and tenacity have stymied opposing pass rushers . . . he brought industrious attitude and intelligence to understudy role behind RG Larry Little and RT Mike Current in 1978 and 1979 . . . he provided valuable relief work as rookie, and when Little was sidelined by injuries, he was impressive starter in wild-card playoff with Houston . . . he is only player in Dolphin history whose first start came in playoff game, and coaches didn't inform him of assignment until day of game to reduce jitters . . . he became first Dolphin draftee since Doug Crusan (1968-74) to start a full season at offensive tackle in 1980 . . . he was almost unbeatable as pass protector in final eight games, and Dolphins led the NFL with fewest offensive holding calls (16) . . . offseason conditioning has boosted strength to 370 pounds in bench press . . . he had to overcome two months in dry dock in 1979 with left ankle injury (torn soleus tendon) and was activated Oct. 13 from injured reserve . . . he started twice at right guard for injured Little in 1979 (at Cleveland and Baltimore), and Dolphins scored 52 points . . . fourth-round draftee, 106th player in 1978.

COLLEGE, PERSONAL: He earned All-South Independent honors at Tulane and was All-America honorable mention by Associated Press . . . B.S. in geology . . . Tulane recruiter visiting Laakso's home in Connecticut during winter was willing to observe Finnish custom of jumping into an ice-covered pond after a sauna . . . full name Eric Henry, born Nov. 29, 1956 in New York, he was raised in Sterling Ct., and starred in football and track at Killingly High in Danielson, Ct. . . name pronounced LAX-o . . . his father was soccer player in Finland . . . he and wife Debbie (married 7-4-81) live in Pembroke Pines.

Games/Starts—1978 (16-0); 1979 (10-2); 1980 (16-16). Playoffs (2-1). TOTAL: 44-19.



RONNIE LEE

Tight End

86

6-3, 236

3rd Year

Born Dec. 24, 1956

Baylor

(D3c, 1979)

He showed signs of developing into an intimidating blocker in 1980 and made strides toward mastering pass routes . . . he logged 13 starts at tight end including last 11 games, and he asserted himself as best blocker in competitive three-deep position . . . a rugged, mobile athlete who covers 40-yard dash in 4.75 seconds . . . he has untapped potential as a receiver and he displayed big-play talent in 1980 comeback victories over Atlanta and New Orleans . . . he snatched 4-yard touchdown pass for tying TD at Atlanta and grabbed 5-yard TD pass in middle of 21-point rally that overtook New Orleans . . . both TDs were first-down calls by Bob Griese . . . he performed in

goal-line offense and the double-TE situations as rookie . . . he caught 21-yard TD pass in preseason triumph at Minnesota in 1979 when he blocked veteran Loaird McCreary during training camp . . . third-round draftee, 65th player in 1979 and third tight end behind Winslow (Chargers) and Dan Ross (Bengals).

COLLEGE, PERSONAL: Four-year starter, at Baylor, he played in Senior Bowl, Sugar Bowl and East-West Shrine game . . . he caught 53 passes for 604 yards and five TDs in career, and he blocked for Dolphins' quarterback Steve Howell . . . he was Southwest Conference Defensive Player of the Year in 1975 when he scored on 80-yard pass against Texas A&M . . . he was coached by Cotton Mather, former AFL Oakland Raiders quarterback (1962-69) . . . name Ronald Van, born Dec. 24, 1956 in Pine Bluff, Ark. . . was teammate of Earl Campbell at John Tyler High in Tyler, Texas in capturing state championship in 1973 . . . Lee was captain as senior when Campbell had graduated . . . he and wife live in Miami Lakes with their son LaWhalen (1-7-76) and daughter Rhonnie (6-22-81) . . . he collects cowboy boots (size 7 1/2) and wears ostrich-skin boots as transplanted Texan . . . his brother Anthony is 6-foot-11 center on basketball team at University of Detroit.

LEE'S STATISTICS

	G-S	Yds.	Avg.	Long	TD
1979	16-2	14	7.0	10	0
1980	16-13	83	11.9	41	2
TOTALS	32-15	97	10.8	41	2
Playoffs	1-0	0	0	0	0

Additional—Fumbles/Lost: none in 1979 and 1980.



DON MCNEAL

Cornerback

28

5-11 1/2

Alabama

2nd Year

(D1, 1980)

Born Dec. 3, 1958

With his remarkable speed and ferocious hitting, he burst into the Dolphins' secondary with the unmistakable look of a future All-Pro . . . he took charge as left cornerback and started first 13 games before succumbing to injuries . . . a unanimous NFL All-Rookie selection, he became first rookie ever honored by South Florida media as Dolphins' outstanding defensive back . . . a swift 4.5 seconds in 40-yard dash . . . rousing tackler ranked sixth on team with 56 initial hits while participating in 79 tackles, and he defended 17 passes . . . he led Dolphins with five interceptions until he suffered broken left wrist and torn ligaments in right thumb at Pittsburgh . . . his first NFL start featured three takeaways—a looping interception, a tipped pass which Kim Bokamper intercepted, and a forced fumble which Vern Den Herder recovered . . . he had two thefts in loss at New England and recovered a fumble against San Francisco . . . first-round draftee, 21st player in 1980 and fourth defensive back behind Mark Maynes (Giants), Roland James (Patriots), and Johnnie Johnson (Rams) . . . he earned Tommy Fitzgerald Memorial Award as outstanding rookie in training camp . . . first time Dolphins ever drafted a DB in first round.

COLLEGE, PERSONAL: He earned All-America honors and helped Alabama to 21 consecutive victories and national championships in 1978 and 1979 . . . three-year starter for Crimson Tide with 97 tackles (58 unassisted) and seven interceptions in career, and he broke up 29 passes . . . his goal-line tackle of

Penn State receiver Scott Fitzkee preserved 14-7 victory for national title in 1979 Sugar Bowl . . . Alabama won three straight Sugar Bowls including Ohio State, 35-6; Penn State, and Arkansas, 24-9 . . . he blocked two punts as junior . . . full name Donald (no middle name), born May 6, 1958 in Atmore, Ala., he is next-to-youngest of 10 children raised by his father since his mother's death in 1965 . . . he was MVP in football and baseball at Escambia County High . . . majored in social welfare . . . bachelor lives in Miami.

Games/Starts—1980 (13-13). Playoffs (none). TOTAL: 13-13.



NAT MOORE

Wide Receiver

89

5-9, 188

Florida

8th Year

(D3, 1974)

Born Sept. 19, 1951

A firefly with his blinking-quick moves, he has beaten defenders for 35 touchdown catches in the past four seasons and has rewritten all Dolphin career receiving records . . . his elusiveness and safecracker hands have earned a reputation as one of pro football's most reliable receivers on possession downs . . . he should surpass 5,000 career receiving yards in 1981, and his records could endure another decade . . . an All-Pro in 1977 when he led the league with 12 TD catches, he has averaged almost 50 catches per season since 1977 . . . he transcends all superstar receivers in his tenacious blocking . . . he paced Dolphin receivers for six consecutive years (1974-79) and has amassed 305 catches for 4,750 yards (15.6-yard average) and 45 TDs, all club records . . . three times he has had back-to-back 100-yard games—he has nine of them, three fewer than Paul Warfield (1970-74) . . . he tapered off to a career-low 564 yards in 1980 but was ever-dangerous at the goal line with seven TDs . . . he alertly snared end-zone ricochet for 8-yard TD that forced overtime in 1980 upset of New England . . . he caught a TD pass in six of Dolphins' eight victories in 1980, and his 33-yard reception set up winning field goal at Atlanta . . . he earned All-NFL honors from Associated Press and Pro Football Writers in 1977 and All-AFC recognition from three other selectors . . . his most memorable performance was three-TD spectacular Sept. 25, 1977 at San Francisco when he scored on 32-yard screen pass as halfback, 19-yard run on flanker reverse and 73-yard bomb after faking curl pattern and doing takeoff . . . he missed entire 1979 preseason when he suffered hairline fracture of transverse process during scrimmage with New Orleans . . . he recovered quickly to produce 5-121 and 8-127 efforts in late September . . . his only long absence with injury was last five games of 1976 with broken left leg . . . third-round draftee, 78th player in 1974 . . . he won Tommy Fitzgerald Memorial Award as outstanding rookie in training camp when he grabbed TD passes of 73 and 67 yards in first Dolphin pre-season game . . . he was fifth-round choice of Jacksonville Sharks in short-lived World Football League.

COLLEGE, PERSONAL: He was gamebreaker in 1972 as Florida junior by rushing for 845 yards and catching 25 passes for another 351 yards . . . injuries slowed him as senior, and after Dolphins drafted him, he underwent knee surgery in May 1974 . . . he had been freshman dropout at Tennessee-Martin and had played basketball at Miami-Dade Community College South where coach touted him to Florida . . . full name Nathaniel (no middle name), born Sept. 19, 1951 in Tallahassee, he was raised in Miami and starred as All-City running back at Edison High in 1968 . . . he and wife Patricia live in North Miami with daughters Trellanee (3-30-70) and Natalie (11-3-77) . . . he

coaches an AAU basketball team, International Players, which has won three Gold Coast titles . . . he is producer of "Jimmy G. International DJ's," for disco parties . . . he and former teammate Larry Little opened Superstars Rollertheque, a roller-skating disco, in 1981.

MOORE'S STATISTICS

	RUSHING					RECEIVING				
	G-S	All.	Yds.	LG	TD	No.	Yds.	Avg.	LG	TD
1974	13-7	3	16	15	0	37	605	16.4	48	2
1975	14-14	8	69	36	0	40	705	17.6	79t	4
1976	9-9	4	35	21	0	33	625	18.9	67t	4
1977	14-14	14	89	24	1	52	765	14.7	73t	12
1978	16-15	4	-3	3	0	48	646	13.5	47	10
1979	16-14	3	22	18	0	48	840	17.5	53	6
1980	16-16	1	3	3	0	47	564	12.0	33	7
TOTALS	98-89	37	231	39	1	305	4750	15.6	79t	45
Playoffs	3-3	1	7	7	0	9	161	17.9	40	0

(100-yard games; 1975-2; 1976-2; 1977-2; 1979-3. Total 9)

	PUNT RETURNS						KICKOFF RETURNS					
	No.	FC	Yds.	Avg.	LG	TD	No.	Yds.	Avg.	LG	TD	
1974	9	0	136	15.1	42	0	22	587	26.7	40	0	
1975	8	2	80	10.0	29	0	9	243	27.0	42	0	
1976	8	3	72	9.0	23	0	2	28	14.0	28	0	
*TOTALS	26	12	299	11.5	42	0	33	858	26.0	42	0	
Playoffs	3	1	29	9.7	24	0	4	149	37.3	89t	1	

*Includes an 11-yard return and one fair catch in 1978 and 6 fair catches in 1979
Additional—Fumbles/Lost: 1/1 in 1974, 1/0 in 1975, 1/1 in 1976, none in 1977, 1/0 in 1978, 1/0 in 1979 and 1/1 in 1980 for totals 6/3. Recovered Dolphin Fumble: one in 1974, 1975 and 1977, two in 1979 and one in 1980 for total of 6. Passing: 1 for 1, 31 yards, 11-24-74 at NY Jets and 0 for 1, 9-21-80 at Atlanta.

MOORE'S SINGLE-GAME HIGHS

Receptions 8 for 127 yards (9-30-79 at N.Y. Jets)
 Receiving Yards 144 on 5 catches (12-17-77 vs. Buffalo)
 Longest Reception 79-yard touchdown (11-2-75 at Chicago)
 *TDs Receiving 3 (11-24-77 at St. Louis) 4, 9, 28

*also scored 3 TDs including reverse 9-25-77 at San Francisco



RICK MOSER

Running Back

31

6-0, 220
 4th Year
 Born Dec. 18, 1956
 Rhode Island
 (Waivers, 1980)

A gritty mini-back and stalwart on special teams with Pittsburgh for two seasons, he has thrived on hustle and toughness . . . Dolphins claimed him on waivers Nov. 28, 1980 along with guard Thom Dornbrook . . . Steelers were attempting to recall both players from injured reserve but had to expose them to waiver wire, and they were claimed two days before Dolphins visited Pittsburgh . . . he had suffered broken collarbone in 1980 preseason opener . . . exceptional strength with 385 pounds in bench press and a record 72 dips . . . he had good quickness and blocks with the same zeal he applies to special teams . . . he was backup to Franco Harris as rookie and gained 63 yards on 15 carries to pace victory at San Francisco . . . he covers 40 yards in 4.65 seconds . . . he and two other current Dolphins, guard Bob Kuechenberg and defensive end Vern Den Herder, have played in two Super Bowl victories . . . he gained 153 yards on 42 carries as rookie . . . he collected 16 tackles (14 initial hits) in 1979 . . . he wore No. 39 for Steelers . . . eighth-round draftee, 208th player in 1978.

COLLEGE, PERSONAL: He gained 691 and 423 yards in his final two seasons at Rhode Island and he scored eight touchdowns as senior . . . he earned All-Yankee Conference honors as junior with three straight 100-yard games . . . he also set discus record of 158-10 for Rams . . . B.S. in marketing and twice an Academic All-America in Division II . . . he and Steelers' tackle Steve Furness are only Rhode Island alumni in NFL . . . full name Richard Avery, born Dec. 18, 1956 in Scarsdale, N.Y., he starred in Scarsdale High backfield with Frank Gifford's son Kyle . . . he and wife Elizabeth (married 3-1-80) live in Thousand Oaks, Ca., where he operates a Nautilus Fitness Center.

MOSER'S STATISTICS

	RUSHING					RECEIVING				
	G-S	All.	Yds.	Avg.	LG	TD	No.	Yds.	LG	TD
1978	16-0	42	153	3.6	15	0	5	13	5	0
1979	15-0	11	33	3.0	6	1	(NONE)	(NONE)	(NONE)	(NONE)
1980	5-0	(NONE)	(NONE)	(NONE)	(NONE)	(NONE)	(NONE)	(NONE)	(NONE)	(NONE)
TOTALS	35-0	53	186	3.5	15	1	5	13	5	0
Playoffs	6-0	5	13	2.6	5	0	(NONE)	(NONE)	(NONE)	(NONE)



TONY NATHAN

Running Back

22

6-0, 206
 3rd Year
 Born Dec. 14, 1956
 Alabama
 (D3a, 1979)

An elusive, darting runner with exceptional balance, he could develop into one of the Dolphins' finest all-around halfbacks . . . an outstanding receiver with a quick burst to turn short passes into big gains . . . he paced Dolphin receivers in 1980 with 57 catches for 588 yards and five touchdowns, shattering club record for a running back set by Jim Klicik (42 for 497, no TDs) in 1970 . . . he breathed life into Dolphin offense at mid-season when, in his first four NFL starts, he snagged 27 passes for 268 yards and three TDs . . . his credentials for starting job in 1981 were enhanced with first extensive running assignment (18 for 97 yards) in finale against New York Jets . . . he ignited 35-14 rout of Los Angeles in his first pro start with a 31-yard TD catch and a total of 128 yards (57 rushing, 71 receiving), and he had 124 yards against Jets (97 rushing, 27 receiving) . . . he posted four games with seven receptions, topped by 118 yards against New Orleans and 102 yards against San Diego . . . he streaked 61 yards with a David Woodley pass against San Diego and later broke three tackles on 7-yard TD pass . . . he flashed game-breaking ability as a rookie when he eclipsed Dolphin record for all-purpose yardage with 1,603 yards . . . he was named All-NFL kick returner by Associated Press after topping 1,000 yards on kickoff returns and leading the AFC with a 10.9-yard average on punt returns (28 for 306) . . . All-AFC punt returner by Sporting News, he set Dolphin record with 86-yard TD return Oct. 14, 1979 in victory over Buffalo . . . all-purpose yardage record had belonged to Mercury Morris (1,502 yards in 1972), whose No. 22 jersey was inherited by Nathan . . . third-round draftee, 61st player in 1979 and 10th running back.

COLLEGE, PERSONAL: He capped a splendid Alabama career by rushing 127 yards on 21 carries as the Crimson Tide edged Penn State, 14-7, for national championship in 1979 Sugar Bowl . . . big defensive play in game was goal-line tackle by Dolphin cornerback Don McNeal . . . Nathan gained 1,997 yards on 310 carries—an impressive 6.4-yard average—and scored 29 TDs (15 as junior) over four seasons . . . he had six 100-yard games, and he netted 642 yards and 770 yards in final two seasons as Alabama posted consecutive 11-1 records . . . he played in

Senior Bowl and Hula Bowl . . . full name Tony Curtis, born Dec. 14, 1956 in Birmingham, Ala., he starred in basketball and football at Woodlawn High . . . he and wife Johnnie (married 6-16-79) live in Birmingham with daughter Francheria (7-9-80).

NATHAN'S STATISTICS

	RUSHING						RECEIVING					
	G-S	Att.	Yds.	Avg.	LG	TD	No.	Yds.	LG	TD		
1979	16-0	16	68	4.2	18	0	17	213	35	2		
1980	16-6	60	327	5.5	18	1	57	588	61	5		
TOTALS	32-6	76	395	5.2	18	1	74	801	61	7		
Playoffs	1-0	0	0	0.0	0	0	3	27	14	0		

	PUNT RETURNS						KICKOFF RETURNS					
	No.	FC	Yds.	Avg.	LG	TD	No.	Yds.	Avg.	LG	TD	
1979	28	14	306	10.9	86t	1	45	1016	22.6	43	0	
1980	23	12	178	7.7	30	0	5	102	20.4	31	0	
TOTALS	51	26	484	9.5	86t	1	50	1118	22.4	43	0	
Playoffs			(NONE)				4	73	18.3	24	0	

Additional—Fumbles/Lost: 8/5 in 1979, 9/5 in 1980 for totals 17/10. Recovered Dolphin Fumble in 1980. Passing: 0 for 1, 11-9-80 at Los Angeles

NATHAN'S SINGLE-GAME HIGHS

Rushing Yards 97 on 18 carries (12-20-80 vs. NY Jets)
 Rushing Attempts 18 for 97 yards (12-20-80 vs. NY Jets)
 Longest Run 18 yards (twice; last 11-9-80 at Los Angeles)
 Pass Receptions 7 catches (4 times; last 11-20-80 vs. San Diego)
 Longest Reception 61 yards (11-20-80 vs. San Diego)



ED NEWMAN

Guard

64

6-2, 255

9th Year

Born June 4, 1951

Duke
(D6, 1973)

His torpedo-like blocking charge has made him a powerful part of the Dolphins' offensive line and a potential All-Pro . . . uncommonly strong and mobile, he has emerged from the giant shadows of Super Bowl guards Bob Kuechenberg and Larry Little . . . he became full-time starter in his sixth season (1978) and has logged 33 consecutive starts over the past two seasons . . . he has title of all-time strongest Dolphin with 485 pounds in bench press, and he can do more than 10 repetitions of 400 pounds . . . "Working hard has never been an obstacle to me," he says . . . he has 58 career starts with 38 at left guard and 20 at right guard, and he had Kuechenberg alongside him at left tackle in 1978 and 1979 . . . he moved to right guard in 1980 (except for 4th through 6th games) and proved an able successor to Little . . . "An overpriced insurance policy finally paid off," he describes his diligent bid for starting role . . . he started 1973 finale as Little rested sore shoulder, and Dolphins earned dividends in 1974 when Newman started four games at LG, then again in 1976 when he toiled four games at each guard position as injuries forced adjustments . . . he had played in 83 consecutive games and started 5th through 12th games in 1978 but he tore ligaments in left knee and was idled the rest of the season . . . his obsession for superb conditioning sprang from his courageous victory over cancer when malignant tumor on thyroid gland required two throat operations in January 1975 . . . a tough regimen of weightlifting, bicycling and swimming restored his strength . . . "I'm no medical hero," he insists, "but I

think people can overcome problems with determination" . . . sixth-round draftee, 156th player in 1973 . . . Dolphins went through four drafts (1974-77) without finding more help in offensive line.

COLLEGE, PERSONAL: An All-Atlantic Coast Conference guard and defensive tackle at Duke, he twice won the ACC heavyweight wrestling crown . . . B.S. in psychology . . . full name Edward Kenneth, born June 4, 1951 in New York, he starred at Syosset High on Long Island . . . he and wife Cathy (married 1-23-77) live in Miami with their daughter Stephani (3-26-79) . . . he has a cat named "Monte Clark" after his first Dolphin offensive line coach . . . he did TV promotional spot for United Way in 1980 and is currently promoting blood drive for John Elliott Community Blood Center . . . he opened Fitness Center in North Miami in June 1981.

Games/Starts—1973 (11-1); 1974 (14-4); 1975 (14-0); 1976 (14-8); 1977 (14-3); 1978 (12-9); 1979 (16-16); 1980 (16-16). Playoffs (5-1). TOTAL: 116-58.



EARNIE RHONE

Linebacker

55

6-2, 224

6th Year

Born Aug. 20, 1953

Henderson, Ark.

(FA, 1975)

A mainstay in the Dolphins' pass defense with his range and quickness, he has been a valuable "specialist" the past three seasons . . . he has replaced an inside linebacker in second-and-long and third-and-long situations . . . he had career-high three interceptions in 1980 including theft with 1:13 remaining in 21-16 triumph over New Orleans . . . he started at right outside LB for injured Larry Gordon against San Diego . . . he will challenge for starting job at inside LB in 1981 . . . he collected a career-high 78 tackles (45 initial hits) in 1979 with interceptions in early triumphs over Buffalo and Seattle, and he had fumble recovery in win over New England . . . he was awarded game ball Oct. 28, 1979 by playing despite personal tragedy, learning of shooting death of his father in Arkansas hometown . . . an inspiration to rookie free agents, he was overlooked in 17-round draft in 1975 but made Dolphin roster with his rousing tackles . . . he also overcame injury setbacks with surgery on both knees in 1976 and 1977 . . . he participated in 13 tackles as starter in 1978 victory over St. Louis, and he intercepted deflected pass on final play of 28-21 triumph at San Diego . . . "When Coach Shula would run everybody until they passed out," he describes his hard-working nature, "I always felt I had to be the last one who passed out" . . . he played extensively at weakside LB in last four games of 1975 and produced 15 tackles (10 initial hits) in victory over Buffalo . . . he had successfully rehabilitated right knee after tearing ligaments in 1976 preseason, but then he damaged ligaments in

RHONE'S STATISTICS

	G-S	Tack.	Asst.	Total	Opp. Fum.	QB Sack	Int.	Yds.
1975	14-4	41	29	70	—	1	2	2
1976				(INJURED RESERVE)				
1977	4-0	4	2	6	—	0	0	0
1978	16-2	25	21	46	—	0	2	4
1979	16-0	45	33	78	1	0	2	17
1980	14-1	45	21	66	0	1	3	33
TOTALS	64-7	160	106	266	1	2	9	56
Playoffs	2-0	2	0	2	1	0	0	0

Additional—Passes Defensed: 2 in 1978, 5 in 1979 and 3 in 1980 for total of 10. Forced Fumbles: one in 1978.

Playoffs—Fumble Recovery, 12-24-78 vs. Houston

left knee in fourth game of 1977 and spent another year on injured reserve . . . he has missed only 2 games in the Dolphins' last 49, idled by a pulled hamstring to start 1980 season.

COLLEGE, PERSONAL: He was NAIA All-American at Henderson State in Arkadelphia, Ark., in 1974 when the Reddies were national runnersup to Texas A&I . . . he was a walk-on in college as well as in the NFL . . . full name Earnest Calvin, born Aug. 20, 1953 in Ogden, Ark., he played at Rankin Street High in Ashdown, Ark. . . . bachelor lives in Miami Lakes.



GEORGE ROBERTS

Punter

4

6-0, 186

Virginia Tech

4th Year

(FA, 1978)

Born June 10, 1955

He has established himself among the NFL's finest punters with lofty kicks in three noteworthy seasons with the Dolphins . . . left-footed thumper broke the Dolphin record set by Larry Seiple (1967-77) when Roberts averaged 42.6 yards on 77 punts in 1980 . . . Seiple held mark of 42.3 on only 48 punts in 1973 . . . Roberts ranked fourth in NFL behind Dave Jennings, Luke Prestridge and Ray Guy . . . bearded veteran is an enthusiastic cheerleader on Dolphin sideline . . . he has placed 5th, 8th and 6th in NFL in *net* punting average with marks of 34.3, 34.6 and 35.2 . . . he had *net* performances of 43.5 yards (gross 4-192) in win over New England and 43 yards (gross 6-285) at Oakland when he boomed a 71-yard punt and outdistanced Guy in *net* average by 43-36 . . . he has the longest *net* punt in Dolphin history when his 66-yarder was taken for a 3-yard loss (net 69) Dec. 8, 1979 against New England . . . he also booted 68-yarder which rolled dead on Green Bay 11-yard line Oct. 28, 1979 . . . he sparked 1980 comeback victory over Cincinnati when he squibbed a free kick after a safety and Dolphins recovered football . . . he has had a punt blocked for a touchdown at New York Jets in 1979 and at Los Angeles in 1980 . . . he did not punt at all Sept. 23, 1979 against Chicago—first time in Dolphin history that the punter got a day off . . . he had 10 punts for 44.5-yard average in debacle at New England in 1980 . . . he answered emergency call only five days before 1978 opener when Dolphin punters Seiple and Mike Michel both suffered knee injuries in preseason finale . . . he had been waived by Washington after averaging 42.2 yards on 9 punts in preseason, and he reported to Minnesota training camp where Dolphins reached him by phone before he could sign a Viking contract . . . he handled kickoffs for six games as a rookie.

COLLEGE, PERSONAL: He was walk-on punter at Virginia Tech in spring 1976, and he set school records of 41.5 and 42.1 yards in consecutive years . . . B.A. in urban affairs with long-range goal of law school . . . full name George William, born June 10, 1955 in Lynchburg, Va., he was placekicker and receiver at E.C. Glass High . . . left-handed golfer has a six handicap.

ROBERTS' STATISTICS

	G	No.	Yds.	Avg.	TB	In 20	LG	Blk.	FC	Net
1978	16	81	3263	40.3	9	22	59	0	10	34.3
1979	16	69	2772	40.2	11	13	68	1	17	34.6
1980	16	77	3279	42.6	8	18	71	2	6	35.2
TOTALS	48	227	9314	41.0	28	53	71	3	33	34.7
Playoffs	2	9	388	43.1	0	2	53	0	0	38.4

Additional—Opponent Returns: 42-203, avg. 7.2, long 34 in 1978; 25-131, avg. 5.2, long 34 in 1979; 42-339, avg. 8.1, long 35 in 1980. Totals of 109-773, avg. 7.1, long 35.
Playoffs—Opponent Returns: 7-42, avg. 6.0, long 13. Rushing: 1-(-9) on attempted punt, 12-30-79 at Pittsburgh.



TERRY ROBISKIE

Fullback

38

6-1, 220

Louisiana State

5th Year

(FA, 1980)

Born Nov. 12, 1954

A powerful inside runner and rugged blocker, he seized the Dolphins' fullback job for six games in 1980 and cast his helmet into the ring of candidates for 1981 . . . he bulled his way for 250 yards on 78 carries and he caught 13 passes for 60 yards . . . he shed tacklers and spun for extra yardage to inspire 17-14 victory over Buffalo in his first start only 16 days after he was signed as free agent . . . he earned game ball after his 84 yards on 18 carries, including a 36-yard ramble against NFL's total defense leaders . . . his best pro campaign was shortened by back injury (two fractures of transverse process) against San Diego that put him on injured reserve for last six games . . . he actually started five games and came off bench on second play of San Diego game . . . he had been waived Aug. 26 after three seasons with Oakland, and he had tryouts with Miami, Cincinnati and New Orleans before Dolphins signed him Oct. 3 . . . he was digging a septic tank at his home in Edgard, La., when Dolphins called . . . he started five games for Raiders in 1978 but damaged cartilage in left knee and required three operations which hobbled him in 1979 as well . . . he wore No. 35 for Raiders . . . eighth-round draftee, 223rd player in 1977.

COLLEGE, PERSONAL: He shattered the all-time Louisiana State rushing records set by Brad Davis and Billy Cannon when he piled up 2,517 yards on 578 carries and scored 29 touchdowns for Tigers . . . he was teammate of Dolphin linebacker A.J. Duhe and starred on Senior Bowl squad coached by Dolphin staff in 1977 . . . he also played in East-West Shrine game . . . he powered 214 yards on 30 carries against Rice as senior on way to 1,117 yards and 12 TDs . . . B.S. in physical education . . . full name Terry Joseph, born Nov. 12, 1954 in New Orleans, he starred as quarterback at Second Ward High in Edgard, La. for team which won 39 consecutive games . . . he accounted for 6,470 yards total offense, passed for 28 TDs and ran for 62 TDs in three seasons . . . he and wife Cynthia (married 4-18-81) live in San Francisco.

ROBISKIE'S STATISTICS

	RUSHING					RECEIVING				
	G-S	Att.	Yds.	Avg.	LG	TD	No.	Yds.	LG	TD
1977	14-0	22	100	4.5	10	1				
1978	7-5	49	189	3.9	18	2	5	51	21	0
1979	3-1	10	14	1.4	16	0	5	36	11	0
1980	8-5	78	250	3.2	36	2	13	60	15	0
TOTALS	32-11	159	553	3.5	36	5	23	147	21	0



JOE ROSE

Tight End

80

6-3½, 230

California

2nd Year

(D7, 1980)

Born June 24, 1957

He added a dimension to Dolphin passing game as a rookie when he was inserted on third-down situations . . . he has speed and exceptional hands for the pass-catching chores of tight end, and his blocking will improve with experience . . . he

snagged 13 passes for 149 yards and displayed deep-threat ability on diving 50-yard catch Oct. 5 against Baltimore . . . he had 29-yard touchdown reception canceled by holding penalty at New York Jets . . . he was third TE behind Ronnie Lee and Bruce Hardy . . . he covers 40-yard dash in 4.7 seconds and can bench press 370 pounds . . . roommate of quarterback David Woodley on Dolphin road trips . . . seventh-round draftee, 185th player in 1980.

COLLEGE, PERSONAL: He starred in East-West Shrine game as outstanding offensive player with 7 receptions for 102 yards . . . he blossomed at California as senior with 49 catches for 567 yards and four TDs in 1979 . . . he had been split end and caught only 13 passes for 144 yards in sophomore and junior seasons combined . . . his career totals were 63 catches for 755 yards and four TDs . . . he once hauled in 14 passes for 222 yards in freshman game against Stanford . . . California QB Rich Campbell (Packers) led Pacific Ten passers with 2,859 yards when Rose was senior . . . full name Joseph Harold, born June 24, 1957 in Marysville, Ca., he starred in football and basketball at Marysville High . . . B.A. in social science.

Games/Starts—1980 (16-0). Playoffs (none). TOTAL: 16-0.



STEVE SHULL

Linebacker

52

6-1, 220

2nd Year

Born March 27, 1958

William & Mary
(FA, 1980)

He was a stalwart on special teams as a Dolphin rookie, particularly with his consistent tackling on kickoff coverage . . . a robust hitter, he will be contender for starting inside linebacker only one year after being a longshot free agent . . . he collected 17 tackles (14 initial hits) as a rookie . . . he has good strength (365 pounds in bench press) and the quickness to play outside linebacker . . . he wore No. 59 as rookie but yielded it to veteran Bob Brudzinski in 1981 . . . he was waived on final cutdown in 1980 and added to roster the next day when LT Jon Giesler was placed on injured reserve . . . Dolphins were only pro team to contact him.

COLLEGE, PERSONAL: He was a three-year starter at The College of William and Mary in Williamsburg, Va., and was named to the All-Virginia team selected by coaches of the state's five major colleges . . . he had a record 358 career tackles and earned ECAC Player of Week honor for forcing three fumbles and recovering two against Appalachian State . . . he was named to Jewish All-America team . . . full name Steven Mark, born March 27, 1958 in Philadelphia, he captained football team at Neshaminy High in Langhorne, Pa. . . bachelor lives in Pembroke Pines and worked at Sportrooms of Hialeah in offseason . . . B.A. in business management.

Games/Starts—1980 (16-0). Playoffs (none). TOTAL: 16-0.

Former Dallas tackle Larry Cole on Thomas Henderson

The things that Hollywood could get away with usually disillusioned some players. But we miss him because he had a lot of charisma and he could always contribute the little things that make you feel alive.



GERALD SMALL

Cornerback

48

5-11, 192

4th Year

Born Aug. 10, 1956

San Jose State

(D4a, 1978)

A greyhound-swift cornerback who delivers the big play, he has become and accomplished pass thief and "elder statesman" in a precocious Dolphin secondary . . . he can neutralize opponents' deep threat with his challenging man-on-man coverage . . . good instinct for football has frustrated opponents since 10 of his 16 career interceptions have occurred inside the Dolphin 10-yard line . . . a fluid runner who covers 40 yards in 4.5 seconds—a dead heat with cornerback Don McNeal . . . he has 37 consecutive starts at right cornerback since being promoted in last month of 1978 rookie season, and he answered 16 starting calls in 1980 despite hip pointer . . . he ranked fifth in NFL with seven interceptions in 1980, and his career total of 277 yards is Dolphin record for cornerbacks . . . he ended QB Bert Jones' streak of 251 pass attempts against Dolphins without an interception when he made third-quarter theft in 1980 victory at Baltimore . . . he intercepted Jack Thompson in final minute to secure 17-16 triumph over Cincinnati . . . four of his runbacks have been sprints of 39, 40, 40 and 46 yards . . . as a rookie, he jetted 46 yards for clinching touchdown against Oakland after ball ricocheted off chest of Raiders' Cliff Branch . . . alert rookie diagnosed flea-flicker pass and intercepted near goal line in 1978 shutout of Washington . . . he also started 1978 opener for Curtis Johnson and then played extensively as "nickel" back while serving on special teams (twice recovering fumbled punts) . . . he was voted Rookie of Year by South Florida media and also won Tommy Fitzgerald Memorial Award as outstanding rookie in 1978 training camp . . . fourth-round draftee, 93rd player in 1978.

COLLEGE, PERSONAL: He had 12 career interceptions for 239 yards (19.9-yard average) at San Jose State, but a separated left shoulder sidelined him for five games as a senior and may have knocked him from first-round consideration in draft . . . as sophomore he snatched seven passes for 104 yards and two TDs, and Spartans were 9-2 in 1975 when he and Dolphin linebacker Kim Bokamper were teammates . . . three-time All-Pacific Coast Athletic Association choice, he played in Senior Bowl and East-West Shrine game . . . full name Gerald David, born Aug. 10, 1956 in Washington, N.C., he was a quarterback at Desert High, Edwards Air Force Base, Ca. . . bachelor lives in Atlanta.

SMALL'S STATISTICS

	G-S	Tack.	Asst.	Total	Opp. Fum.	Int.	Yds.	LG
1978	16-4	25	8	33	2	4	157	46t
1979	16-16	24	10	34	0	5	74	40
1980	16-16	24	15	39	0	7	46	22
TOTALS	48-36	73	33	106	2	16	277	46t
Playoffs	2-2	7	3	10	0	0	0	—

Additional—Recovered Dolphin Fumble 1978 and 1980. Forced Fumbles, one in 1979. Passes Defensed: 5 in 1978, 11 in 1979, 19 in 1980 for totals 35.

Touchdown—Interception Return, 46 yards, 12-10-78 vs. Oakland.

The only game in Dolphin history in which no touchdowns were scored was Nov. 5, 1979 in a 9-6 loss to the Houston Oilers. Five field goals accounted for all the scoring.



DWIGHT STEPHENSON

Center 57

6-2½, 255
2nd Year
Born 20, 1950

Alabama
(D2, 1980)

An exceptionally quick blocker, he spent his rookie season on special teams while applying himself to learning techniques of offensive line play . . . he has great potential with his explosive charge off the snap, and he could develop as a guard as well . . . a quiet, intense player, he was the subject of *Diary of A Rookie* in Fort Lauderdale newspaper during training camp when he roomed with No. 1 draftee and Alabama teammate Don McNeal . . . Alabama civil war results in Dolphin scrimmages where Stephenson is blocking nose tackle Bob Baumhower so that halfback Tony Nathan can gain yardage . . . second-round draftee, 48th player in 1980 and third center behind Jim Richter (Bills) and Ray Donaldson (Colts), all three in AFC East.

COLLEGE, PERSONAL: A three-time All-Southeastern Conference center, he helped carry Alabama to 21 straight victories and national titles in 1978 and 1979 . . . he earned Football News first-team All-America honors and second-team recognition by AP and UPI . . . he was rated by Coach Paul (Bear) Bryant as finest center he ever coached . . . Crimson Tide won three consecutive Sugar Bowls over Ohio State, Penn State and Arkansas . . . he played in Senior Bowl and East-West Shrine game . . . full name Dwight Eugene, born Nov. 20, 1957 in Murfreesboro, N.C., and raised in Hampton, Va., where he won all-state honors as center and defensive tackle for state champion Hampton High in 1975 . . . majored in social welfare . . . next-to-oldest of seven children . . . bachelor lives in Hampton, Va.

Games/Starts—1980 (16-0). Playoffs (none). TOTAL: 16-0.



DON STROCK

Quarterback 10

6-5, 220
8th Year
Born Nov. 27, 1950

Virginia Tech
(D5, 1973)

With his long-range artillery fire in a strong right arm, he has credentials to command a high-powered passing game in the NFL's evolution of the 1980s . . . he possesses the confidence and maturity to direct Dolphin offense as a valued reliever . . . he demonstrated great potential in 1978 and 1979 and even rallied Dolphins from nine-point deficit in final minutes to 17-16 triumph over Cincinnati in 1980 . . . he was luckless in 1980 starts at Atlanta and New England and missed opportunity to spark comeback in 16-10 loss to Oakland, the eventual Super Bowl champions . . . he played the equivalent of 3½ games in 1979 and produced 109 points—31.1 points per game—and he propelled Dolphins to a 5-2 start in 1978 by drilling 10 touchdown passes and completing 65 of 125 passes in those first 6½ games . . . he owns a 10-6 career mark as "pitcher of record" and has 17 starts for Dolphins . . . he suffered slight concussion at New England (6th game) in 1980 and played only the second half at Oakland (9th game) the rest of season . . . he became a free agent after both the 1979 and 1980 seasons . . . he had ignited offense in early 1979 triumphs with 20-point fourth

quarter at Minnesota and 28-point second half against Chicago and his 51-yard hookup with Duriel Harris and two TD passes in fourth quarter almost earned victory at Cleveland until defense collapsed . . . he completed Dolphin-record 26 passes in 41 attempts and netted 322 yards in 1979 finale against New York Jets only to lose on last-minute fumble, 27-24 . . . he directed 13-play, 76-yard touchdown drive after relieving Bob Griese in 1979 playoff loss at Pittsburgh . . . he acquired duty as holder for place kicks in 1978 and he flipped a seven-yard TD pass to Vern Den Herder on fake field-goal attempt Oct. 29, 1978 against Baltimore . . . his first NFL start was Dec. 7, 1975 when injuries sidelined Griese and Earl Morrall, and Strock pegged 11 straight completions in 12-of-15 firing including two TDs in 31-21 conquest of Buffalo . . . fifth-round draftee, 111th player in 1973 and fifth quarterback behind Bert Jones (Colts), Gary Huff (Bears), Gary Keithley (Cardinals) and Ron Jaworski (Rams) . . . he spent 1973 season on taxi squad and was No. 3 quarterback (1974-76) until Morrall's retirement.

COLLEGE, PERSONAL: He led the nation in passing in 1972 at Virginia Tech, completing 228 of 427 passes (51 percent) for 3,243 yards and 16 TDs . . . he passed for an amazing 527 yards against Houston, hitting 34 of 53 passes, and he was voted outstanding offensive player in Blue-Gray game . . . B.S. in distributive education . . . full name Donald Joseph, born Nov. 27, 1950 in Pottstown, Pa., where he starred at Owen J. Roberts High . . . he and wife Debby (married 2-17-79) live in Miami Springs.

STROCK'S STARTING CALLS

1975	Att.	Comp.	Yds.	Pct.	TD	Int.	Long	Tkld.
W - Buffalo	15	12	99	80.0	2	0	17	0/0
L - at Baltimore	18	7	90	38.9	0	1	25	1/11
Denver	6	4	20	66.7	0	0	14	2/18
1976	Att.	Comp.	Yds.	Pct.	TD	Int.	Long	Tkld.
W - Buffalo	22	11	219	50.0	2	1	53t	1/12
1978	Att.	Comp.	Yds.	Pct.	TD	Int.	Long	Tkld.
L - at New York Jets	23	10	108	43.5	1	2	24	1/12
W - at Baltimore	20	13	151	65.0	3	0	57	2/15
W - Buffalo	14	7	97	50.0	1	0	37	1/9
L - at Philadelphia	17	6	76	35.3	0	3	22	2/15
W - St. Louis	21	12	144	57.1	2	1	46t	0/0
W - Cincinnati	20	12	134	60.0	2	0	34	1/4
*W - at San Diego	10	5	33	50.0	1	0	19	1/9
1979	Att.	Comp.	Yds.	Pct.	TD	Int.	Long	Tkld.
W - Chicago	17	12	207	70.6	0	0	53	1/11
at Baltimore	6	3	50	50.0	1	0	29t	0/0
New England	12	3	62	25.0	0	2	30	1/11
L - New York Jets	41	26	322	63.4	1	2	38	0/0
1980	Att.	Comp.	Yds.	Pct.	TD	Int.	Long	Tkld.
at Atlanta	21	10	75	47.6	0	0	17	1/11
L - at New England	7	3	16	42.9	0	2	7	1/5

*Relieved at halftime trailing Denver, 0-10; leading San Diego, 21-7; trailing New England, 13-17; injured at Baltimore, 7-7, in second quarter; trailing Atlanta, 3-7, late in second quarter; injured at New England, 0-10, in second quarter.

STROCK'S STATISTICS

G-S	Att.	Comp.	Yds.	Pct.	TD	Int.	Long	Tkld.
1973								
1974	1-0	0	0	0.0	0	0	—	0/0
1975	6-3	45	26	230	57.8	2	25	3/29
1976	4-1	47	21	359	44.7	3	2	4/41
1977	4-0	4	2	12	50.0	0	1	0/0
1978	16-7	135	72	825	53.3	12	6	9/73
1979	16-4	100	56	830	56.0	6	6	2/22
1980	16-2	62	30	313	48.4	1	5	5/49
TOTALS	63-17	393	207	2569	52.7	24	22	23/214
Playoffs	2-0	16	9	148	56.3	0	2	2/19

Additional—Rushing: 1-(-7) in 1974; 6-38, long 18, one TD in 1975; 2-13, long 11, one TD in 1976; 10-23, long 12, no TD in 1978; 3-18, long 11, no TD in 1979; 1-(-3) in 1980. Totals: 23-82, average 3.6, long 18, 2 TDs. Fumbles/Lost: 1/0 in 1975, 1/0 in 1976, 3/2 in 1978, 3/2 in 1979 and 1/0 in 1980 for totals of 9/5.

STROCK'S SINGLE-GAME HIGHS

Pass Attempts	41 (12-15-79 vs. NY Jets) completed 26
Pass Completions	26 (12-15-79 vs. NY Jets) attempt 41
Passing Yards (Gross)	322 (12-15-79 vs. NY Jets)
Passing Yards (Net)	322 (12-15-79 vs. NY Jets)
Longest Completion	57 yards, L. Harris (9-10-78 at Baltimore)
Best Percentage	80.0 (12-7-75 vs. Buffalo) 12 of 15
Touchdown Passes	3 (9-10-78 at Baltimore) 5, 2, 14
Interceptions	3 (9-24-78 at Philadelphia) 6 of 17



ED TAYLOR

Cornerback

45

6-0, 175

7th Year

Born May 13, 1953

Memphis St.
(FA, 1979)

His outstanding speed and good man-on-man coverage made him a valuable part of Dolphins' pass defense in 1980 when he started final three games of season . . . he replaced injured Don McNeal at left cornerback . . . a willing tackler despite his smallish size—only Dolphin player under 180 pounds . . . he collected 12 tackles (10 initial hits) in his first Dolphin start, an upset of New England in overtime, and in next game, his 44-yard interception return sealed triumph at Baltimore and earned one of the game balls . . . his interception at Miami 9-yard line marked start of Dolphin rally from 16-point deficit to 21-16 victory over New Orleans . . . he covers 40-yard dash in 4.6 seconds . . . he had appeared in five games after signing as free agent Nov. 14, 1979 to replace injured Glenn Blackwood . . . he started all 30 games for New York Jets in 1977 and 1978 but lost his position to Don Dykes in 1979 and was waived Sept. 25 after fourth game . . . he was voted Jets' Rookie of Year in 1975 when he started nine games—5 at strong safety, 3 at free safety and one at cornerback—and he became a regular at RCB in 1976 . . . he has more experience (53 career starts) than anyone in Dolphin secondary . . . he wore No. 38 for Jets . . . ninth-round draftee, 224th player in 1975.

COLLEGE, PERSONAL: A three-year starter at Memphis State, he had eight career interceptions and blocked two punts . . . an outstanding sprinter on Tigers' NCAA championship 440-yard relay team which clocked 39.6 seconds in 1973 with Taylor running third leg . . . he set school record of 47.2 seconds in quarter-mile . . . his brother Cliff was running back at Chicago (1974) and Green Bay (1976) . . . full name Everett Earl, born May 13, 1953 in Memphis, Tenn., he starred at South Side High where he contributed to state champion 3:20.7 mile relay . . . he and wife Ava (married 5-16-76) live in Memphis with daughter Audrey (9-30-77) and son Scott (2-5-80).

TAYLOR'S STATISTICS

	G-S	Tack.	Asst.	Total	Opp. Fum.	Int.	Yds.	LG
1975	14-9 (unavailable)				2	0	0	0
1976	11-11	32	26	58	0	2	22	11
1977	14-14	41	8	49	0	1	0	0
1978	16-16	38	27	65	0	2	0	0
1979	9-0	3	1	4	0	0	0	0
1980	16-3	28	9	37	03		55	44
TOTALS	80-53	142	71	213	2	8	77	44
Playoffs	1-0	1	0	1	0	0	0	0

*Includes 4 games with New York Jets and 5 games with Miami.

Additional — Kickoff Returns: 7 for 151 yards, avg. 21.6, long 36 in 1975. Passes Defensed: 11 in 1976, 9 in 1977, 4 in 1978, 6 in 1980.



JEFF TOEWS

Guard

60

6-3, 255

3rd Year

Born Nov. 4, 1957

Washington
(D2, 1979)

A very strong, hard-hitting blocker, he has progressed steadily in two seasons with Dolphins although playing sparingly . . . his only extensive action came in relief of injured Larry Little at right guard in fifth and sixth games of 1980, before permanent move by Ed Newman to RG . . . he appeared in two other games at guard but was forced onto injured reserve when he suffered severely sprained right ankle in 13th game . . . he bench presses 415 pounds in '400 Club' with linemates Bob Kuechenberg, Ed Newman, Mark Dennard and Thom Dornbrook . . . he played in 11 games on special teams as a rookie . . . younger brother of Pittsburgh linebacker Loren Toews (drafted in 1973 from California), and they will meet in second game of 1981 . . . second-round draftee, 53rd player in 1979.

COLLEGE, PERSONAL: A four-year starter at Washington, he gained All-America honors from Sporting News and second-team recognition from AP and UPI . . . he played guard for two seasons, then switched to tackle as Huskies fashioned 8-4 and 7-4 records including 1978 Rose Bowl victory over Michigan . . . he played in East-West Shrine game and Japan Bowl . . . majored in political science . . . full name Jeffrey Mark, born Nov. 4, 1957 in San Jose, Ca., he starred at Del Mar High . . . name pronounced TAVES . . . he and wife Kathy (married 6-21-80) live in Pembroke Pines.

Games/Starts—1979 (11-0); 1980 (7-0). Playoffs (none). TOTAL: 18-0.



UWE von SCHAMANN

Placekicker

5

6-0, 188

3rd Year

Born April 23, 1956

Oklahoma
(D7, 1979)

A poised, dependable placekicker who proved himself oblivious to last-minute pressure by booting three game-winning field goals in 1980 . . . soccer-style, right-footed kicker set Dolphin record with those decisive kicks . . . his 39-yarder edged Cincinnati, 17-16, with 1:55 to play; a 27-yard bullseye topped Atlanta, 20-17, with 32 seconds to play; and his 23-yarder upset New England, 16-13, in overtime . . . he has 67.3 percent accuracy (35 of 52) in two seasons, and inside 40 yards he has 78.4 percent marksmanship . . . he brings streak of 52 consecutive PATs into 1981, not missing a conversion in last 22 games . . . he has averaged 31.7 yards on his successful kicks, and in games with AFC East rival New England, he is 8-for-8 averaging 33.5 yards . . . he practices a form of daily meditation called "relaxation response" . . . he overcame a turbulent start in 1979 rookie season by stringing together 10 straight field goals . . . his 99 points as rookie included 21-for-29 ledger on field goals—72.4 percent (3rd in AFC) . . . he had boomers of 53 yards at New England Oct. 21, 1979 and 51 yards against Houston . . . his wind-aided 53-yarder was one yard shy of

Dolphin record . . . his first NFL attempt was blocked by Buffalo's Sherman White and returned 76 yards for touchdown by Charles Rome . . . his rocky debut came six days after the popular Garo Yepremian (1970-78) was waived . . . seventh-round draftee, 189th player in 1979 and fourth placekicker behind Russell Erxleben (Saints), Tony Franklin (Eagles) and Matt Bahr (Steelers).

COLLEGE, PERSONAL: He twice earned All-Big Eight honors at Oklahoma and established an NCAA record of 125 consecutive conversion kicks . . . he missed only one PAT attempt in 141 spanning three seasons, and he shattered old mark of 87 in row by Don Bitterlich of Temple . . . longest FG was 58 yards at Oklahoma State in 1977 . . . he hit 30 of 48 career FG attempts (62.5 percent) and held Sooners' record of 230 placekicking points . . . most memorable field goal was 41-yard shot with six seconds remaining for 29-28 triumph over Ohio State in 1977 . . . nicknamed "Von Foot" . . . full name Uwe Detlef Walter, born April 23, 1956 in West Berlin, Germany, he moved with mother to Fort Worth, Tex., in 1972 . . . he played soccer at Eastern Hills High in Fort Worth and was drafted as goalkeeper by Dallas Tornado in 1977 . . . bachelor lives in Norman, Okla. . . name pronounced OO-va von SHAH-mun.

VON SCHAMANN'S STATISTICS

	G	PATs	FGs	Pct.	Blk.	Net Yds.	Avg. Made	Long	Pts.
1979	16	36/40	21/29	.724	3	692	33.0	53	99
1980	16	32/32	14/23	.609	1	416	29.7	48	74
TOTALS	32	68/72	35/52	.673	4	1108	31.7	53	173
Playoffs	1	2/2	0/0	.000	0	0	0.0	—	2

FIELD-GOAL ACCURACY

Year	1-19	20-29	30-39	40-49	50-plus	Total	Pct.
1979	0/0	8/8	9/14	2/4	2/3	21/29	.724
1980	0/0	9/10	3/5	2/5	0/3	14/23	.609
TOTALS	0/0	17/18	12/19	4/9	2/6	35/52	.673

Additional—Punting: 1-31 on fake FG, 10-14-79 vs. Buffalo.

1980 KICKING

(Bold indicates FG Made)

at Buffalo (none); Cincinnati (46, 39, 39); at Atlanta (28, 27); New Orleans (none); Baltimore (44, 24, 48); at New England (none); Buffalo (23); at NY Jets (none); at Oakland (53, 21, 53); at Los Angeles (none); San Francisco (21); San Diego (48, 52); at Pittsburgh (42); New England (27, 24, 23) at Baltimore (34); New York Jets (21, 38b, 42).

1979 KICKING

At Buffalo (34b, 34, 37); Seattle (36, 31); at Minnesota (none); Chicago (21, 34, 40); at NY Jets (25, 37); at Oakland (23); Buffalo (29, 34b); at New England (53, 40); Green Bay (46, 26, 36); Houston (32, 51); Baltimore (32, 22); at Cleveland (38); at Baltimore (none); New England (31, 43, 27); at Detroit (none); New York Jets (52b, 33, 25).

KICKING SURFACES

Year	Home	Pct.	Road Grass	Road Turf	Total
1979	14/20	.700	4/4	3/5	21/29
1980	9/16	.563	4/6	1/1	14/23
TOTALS	23/36	.639	8/10	4/6	35/52

VON SCHAMANN'S SINGLE-GAME HIGHS

FGs Made 3 for 101 yards (11-29-79 vs. New England)
 FGs Attempted 3 for 74 yards (12-8-80 vs. New England)
 Longest FG Made 3 (ten times)
 Longest FG Attempted 53 yards (10-21-79 at New England)
 Longest FG Attempted 55 yards (10-5-80 vs. Baltimore)
 Extra Points 5 of 5 (11-9-80 at Los Angeles)
 Scoring 13 points (11-29-79 vs. New England)



DELVIN WILLIAMS

Running Back

24

6-0, 200

8th Year

Born April 17, 1951

Kansas
(Trade, 1977)

A glider with great acceleration, he could vault into the NFL's all-time Top 15 rushers in 1981 . . . he has received Pro Bowl recognition twice and he attained All-NFL honors from Associated Press in 1978 when he darted 1,258 yards on 272 carries for Dolphin records in his first season in Miami . . . his production has slipped to 703 and 671 yards in subsequent years, but he showed his old explosiveness in 1980 upset of Los Angeles by dashing 151 yards on 12 carries . . . he also spurred eight yards for winning touchdown with 2:36 to play against New Orleans . . . his career total of 5,598 yards ranks 23rd on the all-time list, and only 16 players have topped 6,000 yards . . . he is fourth among all-time Dolphin runners with 2,632 yards, trailing Larry Csonka (6,737), Mercury Morris (3,877) and Jim Kiick (3,644) . . . he demonstrated his toughness in 1978 by picking up 29 first downs in 41 attempts when Dolphins needed three yards or less, and he gained 73 first downs altogether (62 rushing, 11 receiving) . . . he ranked fourth in NFL rushing in 1978 when he collected five 100-yard games including sprints of 135 and 144 yards against Buffalo . . . he fell to 24th in 1979 and 28th in 1980 although he paced the Dolphins last season . . . he had reached 505 yards at midseason 1979 before two cracked ribs sidelined him for two games, and a sprained ankle and pinched nerve in neck also hampered him . . . he is the only running back in NFL history to set single-season rushing marks for two different teams . . . he scooted 1,203 yards on 248 carries for San Francisco 49ers record in 1976, ranking third in NFL, and his 4.9 yards per carry led National Conference . . . he is only running back in 12-year history of Pro Bowl to be selected in both conferences . . . he and fellow Kansas alumnus John Riggins are only runners in NFL history to gain 1,000 yards for two different teams (Riggins had 1,005 for New York Jets in 1975 and 1,014 and 1,153 for Washington in 1978 and 1979) . . . Williams was traded by 49ers on his 27th birthday, April 17, 1978, for Dolphins' first and fifth draft choices plus wide receiver Freddie Solomon and safety Vern Roberson . . . he escaped on a scintillating 58-yard TD on halfback reverse in his first Dolphin game, and by the 12th game, he had broken Larry Csonka's record of 1,117 yards in 1972 . . . he was voted team's Most Valuable Player by South Florida media . . . he has 16 career 100-yard games, topped by 194 yards on 34 carries Oct. 31, 1976 against St. Louis and 180 yards on 23 carries the following Sunday against Washington . . . he romped 153 yards and teammate Wilbur Jackson gained 156 yards Nov. 29, 1976 against Minnesota—only the third time in NFL annals that two in same backfield topped 150 yards . . . 49ers rushing record by Joe (The Jet) Perry had stood since 1954, and Perry was the one who signed Williams to rookie

WILLIAMS' SINGLE-GAME HIGHS

Rushing Yards 194 on 34 carries (10-31-76 at St. Louis)
 Rushing Attempts 34 for 194 yards (10-31-76 at St. Louis)
 Longest Run 80-yard touchdown (11-7-76 vs. Wash.)
 *TDs Rushing 3 (10-31-76 at St. Louis) 4, 23, 1
 Pass Receptions 4 for 99 yards (11-7-76 vs. Washington)
 Receiving Yards 99 on 4 catches (11-7-76 vs. Washington)
 Longest Reception 85-yard touchdown (11-7-76 vs. Wash.)
 *also scored 3 TDs including pass reception 11-7-76 vs. Washington

contract . . . he was hampered by broken wrist as rookie but escaped on 71-yard TD against Oakland . . . second-round draftee, 49th player in 1974.

COLLEGE, PERSONAL: He sparked Kansas offense in 1973 with 762 yards rushing and 253 yards receiving—1,015 combined yards—as Jayhawks posted 7-4-1 record, school's best mark in the 1970s . . . he scored 10 touchdowns as a senior and posted career totals of 1,623 yards on 367 carries . . . full name Delvin Jr., born April 17, 1951 in Houston, he set records of 1,806 yards and 26 TDs at Kashmere High in 1970 and rushed for 296 yards in one game . . . bachelor lives in Los Altos Hills, Ca.

WILLIAMS' STATISTICS

	RUSHING					RECEIVING				
	G-S	Att.	Yds.	Avg.	LG	TD	No.	Yds.	LG	TD
1974	13-2	36	201	5.6	71t	3	1	9	9	0
1975	14-10	117	631	5.4	52	3	34	370	30	1
1976	13-13	248	1203	4.9	80t	7	27	283	85t	2
1977	14-14	268	931	3.5	40	7	20	179	17	2
49ers Total	54-39	669	2966	4.4	80t	20	82	841	85t	5
1978	16-15	272	1258	4.6	58t	8	18	192	42	0
1979	14-13	184	703	3.8	39	3	21	175	38	1
1980	15-10	187	671	3.6	65	2	31	207	19	0
Miami Total	45-38	643	2632	4.1	65	13	70	574	42	1
CAREER	99-77	1312	5598	4.3	80t	33	152	1415	85t	6
Playoffs	2-2	21	42	2.0	9	0	7	34	8	0

(100-yard games: 1975-2; 1976-5; 1977-3; 1978-5; 1980-1. Total 16)

Additional—Fumbles/Lost: 2 in 1974, one in 1975, 3 in 1977, 4/0 in 1978, 4/2 in 1979, 5/2 in 1980. Miami Totals: 13/4. Recovered 49ers Fumble: one in 1975, 2 in 1976. Recovered Opponent Fumble in 1978. Recovered Dolphin Fumble in 1979. Passing 1 of 1, 18 yards in 1976; 0 for 1 (intercepted) in 1977; 0 for 1 in 1978, 1979 and 1980. Passing Totals: 1 of 4, 18 yards, one intercepted. Kickoff Returns: 1-24 in 1975, 1-9 in 1977.



DAVID WOODLEY

Quarterback

16

6-2, 204

2nd Year

Born Oct. 25, 1958

Louisiana State

(D8b, 1980)

His incredible adventure as a Dolphin rookie may be only the first chapter in the saga of one of the NFL's outstanding quarterbacks . . . he parlayed a truly rare combination of strong arm, maneuverability and intelligence into the team's Most Valuable Player award . . . he rose from a training-camp laborer to an intriguing prospect to a poised leader of the Dolphin offense and unanimous NFL All-Rookie honors . . . he engineered one of the biggest upsets in Dolphin history—a 35-14 rout of Los Angeles—by passing for three touchdowns and scrambling for two more TDs against a Rams defense which put five players in the Pro Bowl . . . he used that momentum for a seven-game finish that read 115 completions in 207 attempts (55.6 percent) for 1,335 yards and 12 TDs, only 7 interceptions . . . his exceptional quickness in avoiding the pass rush and getting loose makes him difficult to defense . . . he gained 214 yards on 55 carries (3.9-yard average), surpassing the rookie totals of "scrambler" Bob Griese in 1967 . . . his 5-5 record as starter for final 10 games included victories over three AFC East rivals topped by three TD passes at Baltimore . . . his 54-yard heave to Duriel Harris set up winning field goal in overtime against New England, and he completed 11 of 17 passes in a victory over AFC East champion Buffalo . . . he had plays called from the sideline throughout rookie season . . . he was overlooked in 1980 draft

because he operated in a two-quarterback system at Louisiana State . . . eighth-round draftee, 214th player and 13th quarterback in draft . . . he was No. 4 on depth chart until his scintillating preseason efforts 31 points in only five quarters) precipitated the trading of CB Guy Benjamin to New Orleans . . . he was spectator to Griese/Strock duel until he was given opportunity in fourth game against New Orleans, but 4-of-15 passing with three interceptions put him on the bench at halftime . . . he was a winner against Buffalo three weeks later . . . his cool, unruffled manner invites comparisons to Griese, and he was first rookie since Griese in 1967 to earn MVP honor.

COLLEGE, PERSONAL: He shared quarterbacking duties with Steve Ensminger at Louisiana State, but Woodley took charge in LSU finale by directing 34-13 rout of Wake Forest in Tangerine Bowl . . . he completed 11 of 19 passes for 199 yards and one TD, and he rushed for 75 yards on 10 carries and scored two TDs . . . Woodley and Ensminger led Southeastern Conference quarterbacks in total offense with 2,315 yards in 1979 . . . Woodley completed 55 of 118 passes (46.6 percent) for 874 yards, two TDs and six interceptions . . . career totals were 151-of-310 marks—manship (48.7 percent) for 2,084 yards, eight TDs and 15 interceptions . . . he also piled up 833 yards on 218 carries with 14 TDs for Tigers . . . he may be the first NFL quarterback to collect more TDs running than passing while in college . . . full name David Eugene, born Oct. 25, 1958 in Shreveport, La. . . he starred at Byrd High in same city that produced Joe Ferguson and Terry Bradshaw . . . lawyer's son is the fifth of seven children . . . majored in computer science . . . he and wife Suzanne (married 6-13-81) live in Baton Rouge.

GAME-BY-GAME PASSING

(Asterisks Indicate Did Not Start)

1980	Att.	Comp.	Yds.	Pct.	TD	Int.	Long	Tkld.
New Orleans	15	4	61	26.7	0	3	35	0/0
* Baltimore	2	2	141	100	0	0	13	0/0
* at New England	28	11	48	39.3	0	2	10	4/32
W- Buffalo	17	11	93	64.7	1	1	15	1/10
L- at New York Jets	42	22	224	52.4	1	2	22	2/16
L- at Oakland	16	11	75	68.8	0	2	24	0/0
W- at Los Angeles	28	17	161	60.7	3	0	31t	0/0
W- San Francisco	25	18	222	72.0	2	1	52	1/10
L- San Diego	34	22	251	64.7	1	2	61	5/29
L- at Pittsburgh	26	14	143	53.8	1	1	31t	0/0
W- New England	24	15	192	62.5	1	0	54	2/19
W- at Baltimore	29	9	143	31.0	3	1	37t	0/0
L- New York Jets	41	20	223	46.3	1	2	41	2/11
TOTALS:	327	176	1850	53.8	14	17	61	17/127



PETE WOODS

Quarterback

17

6-4, 215

1st Year

Born Nov. 29, 1955

Missouri

(FA, 1980)

He has travelled coast-to-coast for quarterback tryouts with five NFL clubs in three years . . . Dolphins signed free agent Dec. 11 for final two games of 1980 . . . his previous stops have been Kansas City, San Francisco, Denver and Cincinnati although he has yet to appear in a game . . . he has completed 12 of 18 passes (66.7 percent) for 138 yards and one interception in brief preseason outings . . . fourth-round draftee by Kansas City, 104th player in 1978 and sixth quarterback behind Doug Williams (Buccaneers), Matt Cavanaugh (Patriots), Guy

Benjamin (Dolphins), Mark Miller (Browns) and Gifford Nielsen (Oilers) . . . he spent 1978 on injured reserve after knee surgery for cartilage damage—injury was sustained in softball game . . . he hit 6 of 10 passes for 61 yards in Chiefs' 1979 preseason opener but was waived Aug. 28 and claimed by San Francisco, which put him on injured reserve and waived him Oct. 24 . . . he was one of five QBs in Denver's 1980 training camp, and in opener, he completed 6 of 8 passes for 77 yards in 17-6 win over Cincinnati . . . he was waived by Broncos Aug. 20, claimed by Cincinnati and released again Aug. 26 . . . Dolphins gave him one-day tryout 3½ months later and signed him.

COLLEGE, PERSONAL: He passed for 1,781 yards and 13 touchdowns in two seasons as starter for Missouri in 1976 and 1977 . . . he completed 59 of 131 (45 percent) for 996 yards as junior and 65 of 127 (51.2 percent) for 785 yards as senior . . . three-year totals were 132 of 274 (48.1 percent) for 1,880 yards and 14 TDs, 13 interceptions . . . he upset Ohio State, 22-21, in his first college start by running for two-point conversion with 16 seconds remaining . . . he had record 98-yard TD pass to Joe Stewart in 1976 victory over Nebraska . . . full name Peter Charles, born Nov. 29, 1955 in St. Louis, he was captain in three sports at University City High and broke school record which had belonged to Ken Holtzman by striking out 17 in a seven-inning game . . . B.A. in English with plans to enter law school . . . his mother Harriet is a Missouri state senator . . . bachelor lives in Denver.

NFL PUBLICITY CONTACTS

American Conference

Baltimore	Walt Gutowski	(301) 356-9600
Buffalo	Budd Thalman	(716) 648-1800
Cincinnati	Al Heim	(513) 621-3550
Cleveland	Nate Wallack	(216) 696-5555
Denver	George McFadden	(303) 623-8778
Houston	Bob Hyde	(713) 797-9111
Kansas City	Bob Sprenger	(816) 924-9300
Miami	Bob Kearney	(305) 576-1000
New England	Tom Hoffman	(617) 543-7911
New York Jets	Frank Ramos	(212) 421-6600
Oakland	Bill Glazier	(415) 562-5900
Pittsburgh	Joe Gordon	(412) 323-1200
San Diego	Rick Smith	(714) 280-2111
Seattle	Don Andersen	(206) 827-9777

National Conference

Atlanta	Charlie Dayton	(404) 588-1111
Chicago	Ted Haracz	(312) 295-6600
Dallas	Doug Todd	(214) 369-8000
Detroit	Don Kremer	(313) 335-4131
Green Bay	Lee Rimmel	(414) 494-2351
Los Angeles	Jerry Wilcox	(714) 535-7267
Minnesota	Merrill Swanson	(612) 828-6500
New Orleans	Greg Suit	(504) 587-3034
New York Giants	Ed Croke	(212) 935-8111
Philadelphia	Jim Gallagher	(215) 463-2500
St. Louis	Marty Igel	(314) 421-0777
San Francisco	George Heddeleston	(415) 365-3420
Tampa Bay	Bob Best	(813) 870-2700
Washington	Joe Blair	(703) 471-9100

Other Publicity Contacts

NFL Office	Joe Browne	(212) 758-1500
AFC Information	Fran Connors	(212) 758-1500
NFC Information	Dick Maxwell	(212) 758-1500

MIAMI DOLPHIN 1981 DRAFTEES

R	Name	Pos.	Ht.	Wt.	College
1	x-David Overstreet	RB	5-10½	202	Oklahoma
2a	Choice to Los Angeles in Bob Brudzinski deal				
2b	Andra Franklin	FB	5-10	225	Nebraska
3	Choice to Los Angeles in Bob Brudzinski deal				
4a	Sam Greene	WR	6-0½	192	Nevada/Vegas
4b	Brad Wright	QB	6-2½	209	New Mexico
5a	Ken Poole	DE	6-3	251	NE Louisiana
5b	Tommy Vigorito	RB	5-10½	197	Virginia
6a	y-Mack Moore	DE	6-3	255	Texas A&M
6b	Fulton Walker	CB	5-10½	193	West Virginia
7	Mike Daum	T	6-6	256	Cal Poly/SLO
8	William Judson	CB	6-0½	181	South Carolina St.
9	John Noonan	WR	6-1	190	Nebraska
10	Steve Folsom	TE	6-4	230	Utah
11	Jim Jensen	QB	6-4	212	Boston University
12	John Alford	DT	6-1¼	277	South Carolina St.

x-signed with Montreal of Canadian Football League

y-signed with British Columbia of Canadian Football League

2b from Los Angeles in 1981 Bob Brudzinski deal

4a from New Orleans for Guy Benjamin (1980)

5a from Philadelphia for Leroy Harris (1979)

6b from Minnesota in 1980 Jim Langer deal

JOHN ALFORD

Defensive Tackle

76

6-1, 277

South Carolina St.

Born Jan. 30, 1958

(D12, 320)



His strength and quickness are assets which will boost his chances at nose tackle in Dolphins' three-man front . . . he lacks good height, but most of 277-pounder is muscle . . . nicknamed "Scrap Iron" . . . tough, competitive lineman from the school that produced Deacon Jones . . . he helped Bulldogs to 8-3 mark as junior and 10-1 record as senior and a No. 3 ranking in Division 1-AA . . . he earned All-Mid-Eastern Athletic Conference honors with a team-leading 119 tackles (81 initial hits) and he collected 14 quarterback sacks . . . he played in Sheridan Black All-Star game . . . 12th-round draftee, 320th player . . . full name John Henry, born Jan. 30, 1958 in Dillon, S.C., he was football captain at Dillon High . . . majored in industrial education.

MIKE DAUM

Offensive Tackle

62

6-6, 256

Cal Poly (SLO)

Born Oct. 25, 1958

(D7, 179)



An intelligent, aggressive blocker, he played in run-oriented offense at Cal Poly/San Luis Obispo and showed potential to develop pass-protection skills . . . Dolphins' tallest offensive line candidate, the agile 256-pounder runs 40 yards in five seconds and lifts 385 pounds in bench press . . . he helped propel Mustangs (10-3) to Division II championship with 21-13 victory over Eastern Illinois . . . Cal Poly running back Louis Jackson (NY Giants, seventh round) led running attack which averaged 209 yards per game . . . Daum was four-year starter and played alongside his 6-foot-6½ brother Charles . . . he missed two games as senior with right knee injury . . . he wore No. 66 at Cal Poly . . . seventh-round draftee, 179th player . . . full name Michael Richard, born Oct. 25, 1958 in Kenosha, Wis., he starred at Twenty-Nine Palms-High in California after spending sophomore year at Escambia High in Pensacola, Fl. . . his father is a Marine officer and both parents are former Wisconsin swimming champions and AAU coaches . . . majored in recreation administration.



STEVE FOLSOM

Tight End

90

6-4, 230

Utah

Born March 21, 1958

(D10, 263)

He was a clutch third-down receiver for Utah with basketball agility as a reserve forward on the Utes' NCAA playoff qualifier . . . an above-average blocker, Folsom can catch the football in a crowd

. . . a three-year starter while the Utes posted records of 8-3, 6-6 and 5-5-1 . . . his career totals were 56 catches for 853 yards and eight touchdowns including five as a sophomore . . . he snared 23 passes for 352 yards (15.3-yard average) and one touchdown as a senior . . . one of every seven catches in his career was a touchdown . . . he had transferred from Long Beach State and caught 23 passes for 342 yards in 1978 . . . 10th-round draftee, 263rd player . . . full name Steve Mark, born March 21, 1958 in Los Angeles, he starred in basketball and football at Santa Fe Springs, Ca. . . his older brother also played football at Utah . . . majored in commercial recreation.



ANDRA FRANKLIN

Fullback

37

5-10, 225

Nebraska

Born Aug. 22, 1959

(D2, 56)

A punishing runner and explosive blocker who escorted three 1,000-yard gainers at Nebraska, he averaged 5.4 yards per carry . . . a productive runner on inside trap who possesses quick lateral movement . . . he powered 543 and 678 yards in his last two seasons at Nebraska while ranking ninth and eighth among Big Eight rushers . . . a consistent 4.6 seconds in 40-yard dash, he displayed big-game reliability in 1980 with 122 yards on 18 carries against Missouri and 122 yards on 20 carries against Oklahoma . . . he also popped 104 yards against Iowa State including a 42-yard burst . . . I-backs such as Rick Berns, I.M. Hipp and Jarvis Redwine all topped 1,000 yards with Franklin blocking . . . Huskers averaged 360 yards rushing in 1980 and ranked second in nation in total offense at 491.2 yards . . . he was rated among running backs as "best blocker in college football" according to Chuck Connor, Dolphins' Director of Player Personnel . . . he caught only 6 passes for 35 yards during career . . . Cornhuskers were 9-3, 10-2 and 10-2 during his career (38-10 over-all) and were ranked seventh by UPI in both 1979 and 1980 . . . he earned All-Big Eight second-team honors from AP and UPI . . . he closed career with 67 yards on 17 carries in 31-17 triumph over Mississippi State in Sun Bowl . . . career totals were 1,738 yards on 324 carries with 10 touchdowns and a longest run of 50 yards against Missouri as a junior . . . he also collected 116 yards on 32 carries in bowl games and ranked No. 10 on Nebraska's all-time rushing chart . . . he wore No. 39 for Huskers . . . second-round draftee, 56th player and fourth fullback behind Randy McMillan (Colts), Marion Barber (Jets) and James Wilder (Buccaneers) . . . full name Andra Bernard, born Aug. 22, 1959 in Anniston, Ala., he was three-sport star at Anniston High . . . he and wife Rebeca Jo (married 12-6-80) live in Lincoln, Neb. . . . majored in elementary education.



SAM GREENE

Wide Receiver

85

6-0½, 192

Nevada/Las Vegas

Born Jan. 28, 1959

(D4a, 84)

A flashy game-breaker with exceptional speed, he shattered Nevada/Las Vegas receiving records in consecutive seasons and averaged almost 20 yards per catch in his career . . . an excellent

runner after making a catch, Greene scored 11 touchdowns as a senior with 43 receptions for 859 yards . . . it was a scintillating encore to his junior performance of 40 catches for 821 yards and nine touchdowns . . . he had four 100-yard games as a junior, and he scored three TDs against both Utah and Tennessee State . . . he added three more 100-yard games in 1980 including 8-168 against Utah and 7-135 with three

TDs against San Diego State . . . he had a combined 13 catches for 262 yards and five TDs against Utah in last two meetings . . . his career totals were 90 receptions for 1,787 yards (19.8-yard average) and 21 touchdowns . . . he also dashed 248 yards while running flanker reverse 18 times . . . a swift 4.5 seconds in 40-yard dash . . . Rebels were 9-1-2 and 7-4 in his last two seasons, and quarterback Larry Gentry signed as free agent with Oakland . . . Green stung Colorado State for his two longest TDs, an 80-yard bomb in 1979 and a 78-yard score in 1980 . . . he was nicknamed "Disco Kid" and was noted for his towel-waving routine . . . he wore No. 42 at UNLV . . . fourth-round draftee, 84th player and 11th wide receiver, he was acquired on pick obtained from New Orleans in 1980 trade for QB Guy Benjamin . . . full name Samuel Dale, born Jan. 28, 1959 in Los Angeles, he was a record-setting receiver at Santa Barbara High . . . he and wife Cathy (married 8-28-77) live in Las Vegas . . . majored in sociology.



JIM JENSEN

Quarterback

11

6-4, 212

Boston University

Born Nov. 14, 1958

(D11, 293)

A tall, strong-armed quarterback and a tough runner, he led Boston University to the best two-year record (17-3-1) in the school's history and a Yankee Conference championship in 1980 . . . BU finished third in the Lambert Cup voting for the outstanding team in the East in 1979 . . . he broke single-season records of QB Harry Agganis which had stood for 30 years . . . he completed 119 of 215 passes (55.3 percent) for 1,544 yards and 11 touchdowns in 1980, and he rushed for another 254 yards and five TDs to set total-offense record of 1,798 yards . . . he connected on a 96-yard TD against Merchant Marine Academy . . . All-New England quarterback and offensive Player of Year in Yankee Conference, he played in Senior Bowl and was named the outstanding athlete at school which produced wide receiver Reggie Rucker (Browns) . . . rollout QB guided Terriers to 8-1-1 and 9-2 records, and as a junior, he completed 89 of 185 passes (48.1 percent) for 1,085 yards and six TDs . . . his career totals were 217 completions in 433 attempts (50.1 percent) for 2,740 yards and 17 TDs, 19 interceptions . . . he added 569 yards on 258 carries and scored 13 TDs . . . 11th-round draftee, 293rd player . . . full name James Christopher, born Nov. 14, 1958 in Abington, Pa., he starred as an All-America quarterback at Central Bucks High in Doylestown, Pa., in leading team to a 22-0-1 record . . . his hometown is Warrington, Pa. . . his older brothers Steve (baseball at Hawaii) and Tom (football at Villanova) were good athletes . . . he plays guitar and harmonica . . . B.S. in special education.



WILLIAM JUDSON

Cornerback

49

6-0½, 181

South Carolina St.

Born March 26, 1959

(D8, 209)

A rangy athlete with experience at both safety and cornerback, he was co-captain of South Carolina State squad which forged a 10-1 record and ranked third in Division I-AA . . . an intelligent defender with the size and speed (4.6 seconds in 40-yard dash) to compete at cornerback . . . he moved to cornerback as a senior and helped Bulldogs to 10 consecutive victories including 49-13 rout of Morgan State in Giants Stadium . . . S.C. State capped an 8-3 season in 1979 with a 39-7 conquest of Norfolk State in Gold Bowl at Richmond, Va., and didn't lose until 1980 finale against Grambling . . . Judson was three-year starter with 11 career interceptions and six fumble recoveries . . . he participated in 66 tackles (41 initial hits) and had five interceptions at safety in 1979, and he collected 56 tackles with two interceptions in 1980 . . . his career totals were 161 tackles (96 initial hits) . . . eighth-round draftee, 209th player . . . full name William Thaduis, born March 26, 1959 in Detroit, he was three-sport captain at Sylvan Hills High in Atlanta and once intercepted three passes and threw two touchdown passes in same game . . . an honor student at S.C. State with a B.S. in business administration.



JOHN NOONAN

Wide Receiver

6-1, 190

Born Dec. 11, 1958

Nebraska
(D9, 236)

87

A late bloomer as a walk-on at Nebraska, he has good quickness and jumping ability . . . his pure athletic ability convinced Dolphins to take a closer look by using late-round draft pick . . . he covers 40-yard dash in 4.6 seconds on artificial turf . . . he caught 10 passes for 187 yards and three touchdowns as a senior, highlighted by a 39-yard TD pass from roommate Jeff Quinn in victory over Kansas State . . . Cornhuskers rarely used passing game in 10-2 season, relying on ground game that averaged 360 yards rushing with Jarvis Redwine and Andra Franklin . . . split end wore No. 95 . . . he switched from Omaha to Lincoln campus after freshman year and eventually earned scholarship . . . he has identical twin brother Joe, a wide receiver at Nebraska-Omaha, who had tryouts with Buffalo (1980) and Chicago (1981) . . . ninth-round draftee, 236th player . . . full name John Francis, born Dec. 11, 1958 in St. Paul, Minn., he was defensive back at Ryan High in Omaha . . . majored in criminal justice.



KEN POOLE

Defensive End

6-3, 251

Born Oct. 20, 1958

Northeast Louisiana
(D5a, 126)

91

He could be a menacing pass rusher with his exceptional quickness for an interior lineman . . . he blossomed as Northeast Louisiana's senior when he led Indians (7-4) with 104 tackles (62 initial hits), highest mark by a lineman in 13 years . . . he has great acceleration and pursuit, and he set record with 20 tackles behind the line of scrimmage for 92 yards in losses . . . he was named to the All-Louisiana team picked by writers covering the state's 11 major schools . . . he collected 15 tackles and three quarterback sacks plus a fumble recovery in 1980 triumph over Arkansas State . . . a broken left hand limited his playing time as a junior . . . he has good agility through basketball experience—he had more scholarship offers for basketball but chose NE Louisiana and played under Coach John David Crow . . . he can do 33 inches in vertical jump and he covers 40-yard dash in 4.75 seconds . . . he wore No. 83 for Indians . . . fifth-round draftee, 126th player . . . full name Kenneth Dawayne, born Oct. 20, 1958 in Hermitage, Ark., he was tight end at Hermitage High and played in state all-star basketball game . . . majored in general studies.



TOMMY VIGORITO

Running Back

5-10½, 197

Born Oct. 23, 1959

Virginia
(D5b, 138)

32

A fast, slashing runner at Virginia, he showed versatility in catching the football as a senior . . . he set Virginia career record of 648 carries and ranked No. 2 in school history with 2,912 yards (4.5-yard average) including eight 100-yard games . . . he will challenge in Dolphin backfield and could contribute on kick returns as well . . . he linked rushing totals of 800 and 1,044 and 742 yards in final three seasons and earned All-Atlantic Coast Conference honors as a junior by placing 3rd in conference and averaging 5.8 yards per carry . . . he missed two games with hip pointer in 1980 but still ranked 4th in rushing and 5th in receiving in ACC (29 receptions for 239 yards) and starred in East-West Shrine game . . . Cavaliers (4-7) changed from Veer offense to Power-I in 1980 when he netted 742 yards on 201 carries (3.7-yard average) with five touchdowns . . . he scored 17 TDs in career including two on passes . . . his career totals were 62 receptions for 415 yards and a 47-yard TD catch against North Carolina State in 1980 . . . he bazes 40-yard dash in 4.5 seconds and had escapes of 81 and 70 yards at Virginia . . . he had streak of 302 carries without a fumble, spanning junior and senior years . . . he wore No. 22 at Virginia

... fifth-round draftee, 138th player and acquired on pick obtained from Philadelphia in 1979 trade for fullback Leroy Harris . . . full name Thomas (no middle name), born Oct. 23, 1959 in Passaic, N.J., he helped DePaul High in Wayne, N.J., to state championship in 1975 and also starred in track . . . he and wife Dianne (married 6-27-81) live in Wayne, N.J. . . . majored in speech communications.



FULTON WALKER

Safety

5-10½, 193

Born April 30, 1958

West Virginia
(D6b, 154)

41

He developed into a tough, aggressive cornerback and outstanding punt returner at West Virginia after leading the team in rushing as a sophomore . . . he has the much-sought combination of pure speed—4.5 seconds in 40-yard dash—and willingness to hit . . . he participated in 73 tackles as a junior and 86 tackles as a senior when Mountaineers posted records of 5-6 and 6-6 . . . he had career total of five interceptions . . . his big-play explosiveness was evident by punt returns for three touchdowns, spanning 88, 85 and 77 yards, during career . . . he ranked second in nation in 1980 with 14.6-yard average (307 yards on 21 punt returns) and finished with 11.6-yard career mark (675 yards on 58 returns) . . . he saw limited action in defensive secondary as a freshman and had 88-yard TD on punt return against Boston College . . . Mountaineers moved him to tailback in 1978 where he averaged 4.9 yards per carry (392 yards on 79 carries) and scored two TDs . . . he moved to strongside cornerback as a junior . . . his teammate, linebacker Delbert Fowler, was third-round choice of Houston . . . he wore No. 40 at West Virginia . . . sixth-round draftee, 154th player . . . full name Fulton Luther Jr., born April 30, 1958 in Martinsburg, W.Va., he rushed for 1,172 yards and had record 15 interceptions as senior at Martinsburg High . . . he has four sisters, no brothers . . . B.S. in physical education.



BRAD WRIGHT

Quarterback

6-2½, 209

Born May 15, 1959

New Mexico
(D4b, 96)

15

His great mobility and strong arm produced 39 touchdowns and 4,204 yards of total offense in only 22 games during injury-plagued New Mexico career . . . Dolphin scouts likened Wright to David Woodley in his ability to throw on the run . . . good quickness to avoid the pass rush and an intelligent leader . . . he passed for 1,925 yards and rushed for 478 yards in leading Western Athletic Conference with 2,403 yards of total offense as a sophomore . . . he ran for eight touchdowns in 1978 and set school records with 28 completions for 452 yards in loss to Texas Tech . . . he ranked fifth in nation in total offense as a sophomore . . . injuries stopped him in fourth game of 1979 (torn ligaments, right knee) and in sixth game of 1980 (fractured left collarbone), but he still appeared in Senior Bowl . . . his career totals were 237 completions in 464 attempts (51.1 percent) for 3,364 yards, 20 touchdowns and 28 interceptions . . . he rushed for 840 yards on 305 carries and scored 19 TDs in career . . . he engineered 28-21 upset of Brigham Young (BYU's only loss in 1980) by completing 17 of 28 passes for 217 yards including 58-yard TD . . . he also beat Wyoming, 24-21, by running bootleg for 19-yard TD on fourth-down call . . . he hurled TD passes of 80, 51 and 36 yards in 52-19 rout of New Mexico State, but Lobos slipped to 4-7 record after Wright's injury . . . Lobos previously were 7-5 and 6-6 . . . he was coached by Joe Morrison, former New York Giants halfback-receiver, as a senior . . . he wore No. 15 for Lobos . . . he was baking a cake when informed Dolphins had drafted him . . . fourth-round draftee, 96th player and fourth quarterback behind Rich Campbell (Packers), Neil Lomax (Cardinals) and Tom Flick (Redskins) and two spots ahead of Mark Herrmann (Broncos) . . . full name Bradley Kirk, born May 15, 1959 in Midland, Tex., he starred at Robert E. Lee High in Midland where a teammate was tight end Junior Miller (Falcons) . . . he threw five TD passes in one game . . . his father is a county commissioner in Midland . . . majored in political science with long-range goal of law school.

MIAMI DOLPHINS 1981 FIRST-YEAR AND FREE AGENT ROSTER

No.	Name	Pos.	Ht.	Wt.	Birthdate	College	High School City	How Acq.
76	Alford, John	DT	6-1½	277	1/30/57	South Carolina St.	Dillon, S.C.	D12
98	Buonamici, Nick (1)	DT	6-2	170	1/12/56	Ohio State	Brentwood, N.Y.	FA
71	Cowell, Vince	G	6-2	250	11/14/58	Alabama	Snellville, Ga.	FA
62	Daum, Mike	T	6-6	256	10/25/58	Cal Poly/SLO	Twenty-Nine Palms, Ca.	D7
60	Doehla, George (1)	LB	6-3	227	10/24/56	Indiana	Fort Wayne, Ind.	FA
66	Driscoll, Phil (1)	T	6-5	265	8/21/57	Mankato St. (Minn.)	Blue Earth, Minn.	(D11, '80)
90	Folsom, Steve	TE	6-4	230	3/21/58	Utah	Santa Fe Springs, Ca.	D10
37	Franklin, Andra	FB	5-10	225	8/22/59	Nebraska	Anniston, Ala.	D2
85	Greene, Sam	WR	6-0½	192	1/28/59	Nevada/Las Vegas	Santa Barbara, Ca.	D4a
42	Groves, Tim	S	6-1	192	2/18/59	Florida	Orlando, Fl.	FA
97	Hartig, Junior	LB	6-2	218	1/17/59	Fort Hays St. (Kan.)	Ellinwood, Kan.	FA
95	Hunter, Ivory Joe (1)	CB	5-11	185	7/8/57	Florida State	Tallahassee, Fl.	FA
94	Jacobs, Chris	S	6-1	180	9/8/58	Kentucky	Coral Gables, Fl.	FA
11	Jensen, Jim	QB	6-4	212	11/14/58	Boston University	Doylestown, Pa.	D11
49	Judson, William	CB	6-0½	181	3/26/59	South Carolina St.	Atlanta, Ga.	D8

78

57	Murphy, Mike (2)	LB	6-2	225	1/14/57	SW Missouri St.	St. Louis, Mo.	FA
87	Noonan, John	WR	6-1	190	12/11/58	Nebraska	Omaha, Neb.	D9
3	Orosz, Tom	P	6-1	204	9/26/59	Ohio State	Fairport Harbor, Oh.	FA
69	Pokorney, Jim	G	6-3	242	2/21/59	Miami, Fl.	Boca Raton, Fl.	FA
91	Poole, Ken	DE	6-3	251	10/20/58	NE Louisiana	Hermitage, Ark.	D5a
99	Potter, Steve (1)	LB	6-3	235	11/6/57	Virginia	Erie, Pa.	FA
53	Rasp, Bob (1)	LB	6-4	225	4/27/58	Lafayette	Irwin, Pa.	FA
72	Sewell, Don (1)	T	6-4½	252	12/17/56	Georgia Tech	Starke, Fl.	FA
8	Smyth, Seamus	K	5-9	180	2/3/55	Delta St. (Miss.)	Dublin, Ireland	FA
93	Thomas, Rodell	LB	6-1	227	8/2/58	Alabama State	Quincy, Fl.	FA
32	Vigorito, Tommy	RB	5-10½	197	10/23/59	Virginia	Wayne, N.J.	D5b
41	Walker, Fulton	CB	5-10½	193	4/30/58	West Virginia	Martinsburg, W.Va.	D6b
65	Webb, Ray	DT	6-3	245	6/29/59	North Lamar JC	Chicota, Tex.	FA
15	Wright, Brad	QB	6-2½	209	5/15/59	New Mexico	Midland, Tex.	D4b

(1) **PREVIOUS TRYOUT** — Doehla, Miami 1979; Driscoll, Miami 1980, quit camp; Hunter, Denver 1980; Potter, Oakland 1980; Sewell, Oakland 1979, Miami 1980, injured reserve; Rasp, Miami 1980, injured reserve; Buonamici, Chicago 1977, Philadelphia 1978.

(2) **NFL EXPERIENCE** — Murphy played 3 games with Houston in 1979.


79

MIAMI DOLPHINS' 1981 VETERANS ROSTER

Numerical Roster		No.	Name	Pos.	Ht.	Wt.	Birth	NFL Exp.	College	High School City	Games In '80
4	George Roberts, P	43	Allen, Jeff	CB	5-11½	188	7/18/57	2	Cal-Davis	Rancho Cordva, Ca.	16
5	Uwe von Schamann, K	88	Bailey, Elmer	WR	6-0	195	12/13/57	2	Minnesota	St. Paul, Minn.	14
10	Don Strock, QB	78	Barisch, Carl	DT	6-4	255	7/12/51	9	Princeton	Oradell, N.J.	15
16	David Woodley, QB	70	Barnett, Bill	DE	6-4½	260	5/10/56	2	Nebraska	Stillwater, Minn.	16
17	Pete Woods, QB	73	Baumhower, Bob	DT	6-5	260	8/4/55	5	Alabama	Palm Bch. Gardens, Fl.	16
22	Tony Nathan, RB	44	Beaudoin, Doug	S	6-1	190	5/15/54	6	Minnesota	Jamestown, N.D.	10
27	McRae, Jerrold, WR	34	Bennett, Woody	FB	6-2	227	3/24/55	3	Miami	York, Pa.	12*
28	Don McNeal, CB	46	Bessilleu, Don	S	6-1	200	5/4/56	3	Georgia Tech	Columbus, Ga.	16
31	Rick Moser, RB	75	Bettors, Doug	DE	6-7	260	2/23/57	4	Nevada-Reno	Arlington Heights, Ill.	16
34	Woody Bennett, FB	47	Blackwood, Glenn	S	6-0	186	2/23/57	3	Texas	San Antonio, Tex.	16
35	Nick Giaquinto, RB	58	Bokamper, Kim	DE-LB	6-6	250	9/25/54	5	San Jose State	Milpitas, Ca.	9*
36	Steve Howell, FB	59	Brudzinski, Bob	LB	6-4	230	1/1/55	4	Penn State	Fremont, Ohio	16
38	Terry Robiskie, FB	81	Cefalo, Jimmy	WR	5-11	188	10/5/56	11	Central (Iowa)	Pittston, Pa.	16
40	Mike Kozlowski, S	83	Den Herder, Vern	DE	6-6	252	11/28/48	3	Texas A&M	Sioux Center, Iowa	16
43	Jeff Allen, CB	63	Dennard, Mark	C	6-1	252	11/2/55	3	Kentucky	Bay City, Tex.	16
44	Doug Beaudoin, S	61	Dornbrook, Thom	G	6-2	248	12/1/56	5	Louisiana State	Pittsburgh, Pa.	4
45	Ed Taylor, CB	77	Duhe, A.J.	LB	6-4	204	11/27/55	2	Connecticut	Reserve, La.	16
46	Don Bessilleu, S	35	Giaquinto, Nick	RB	5-11	260	4/4/55	3	Michigan	Stratford, Ct.	16
47	Glenn Blackwood, S	79	Giesler, Jon	T	6-4½	260	12/23/56	6	Arizona State	Woodville, Ohio	10
48	Gerald Small, CB	50	Gordon, Larry	LB	6-4	230	7/8/54	3	Southern	Phoenix, Ariz.	15
50	Larry Gordon, LB	74	Green, Cleveland	T	6-3	262	9/11/57	4	Arizona State	Utica, Miss.	12
52	Steve Shull, LB	84	Hardy, Bruce	TE	6-4½	230	6/1/56	3	Arizona State	Copperton, Utah	16

55	Earnie Rhone, LB	82	Harris, Duriel	WR	5-11	184	11/27/54	6	New Mexico St.	Port Arthur, Tex.	12
56	Thomas Henderson, LB	56	Henderson, Thomas	LB	6-2	220	3/1/53	7	Langston, Okla.	Oklahoma City, Okla	7*
57	Dwight Stephenson, C	36	Howell, Steve	FB	6-2	230	12/20/56	3	Baylor	Waxahachie, Tex.	16
58	Kim Bokamper, DE-LB	40	Kozlowski, Mike	S	6-0	198	2/24/56	2	Colorado	Encinitas, Ca.	0*
59	Bob Brudzinski, LB	67	Kuechenberg, Bob	G-T	6-2	255	10/14/47	12	Notre Dame	Hobart, Ind.	16
60	Jeff Toews, G	86	Laakso, Eric	T	6-4	265	11/29/56	4	Tulane	Danielson, Ct.	16
61	Thom Dornbrook, G	86	Lee, Ronnie	TE	6-3	236	12/24/56	3	Baylor	Tyler, Tex.	16
63	Mark Dennard, C	28	McNeal, Don	CB	5-11½	192	5/6/58	3	Alabama	Almore, Ala.	13
64	Ed Newman, G	89	McRae, Jerrold	WR	6-0	187	4/9/55	3	Tennessee St.	Laurel, Miss.	0*
67	Bob Kuechenberg, G-T	31	Moser, Rick	WR	5-9	188	9/19/51	8	Florida	Miami, Fl.	16
68	Eric Laakso, T	22	Nathan, Tony	RB	6-0	220	12/18/56	4	Rhode Island	Scarsdale, N.Y.	4
70	Bill Barnett, DE	64	Newman, Ed	G	6-2	255	12/14/56	3	Alabama	Birmingham, Ala.	16
73	Bob Baumhower, DT	55	Rhone, Earnie	P	6-2	224	6/4/51	9	Duke	Syosset, N.Y.	14
74	Cleveland Green, T	4	Roberts, George	LB	6-0	186	8/20/53	6	Henderson, Ark.	Ashdown, Ark.	16
75	Doug Bettors, DE	38	Robiskie, Terry	FB	6-1	220	11/12/54	5	Virginia Tech	Lynchburg, Va.	8
77	A.J. Duhe, LB-DE	80	Rose, Joe	TE	6-3½	230	6/24/57	2	Louisiana State	Edgard, La.	16
78	Carl Barisch, DT	52	Shull, Steve	LB	6-1	220	3/27/58	2	California	Marysville, Ca.	16
79	Jon Giesler, T	48	Small, Gerald	CB	5-11	192	8/10/56	2	William & Mary	Langhorne, Pa.	16
81	Jimmy Cefalo, WR	57	Stephenson, Dwight	C	6-2½	255	11/20/57	4	San Jose State	Edwards AFB, Ca.	16
82	Durriel Harris, WR	10	Strock, Don	QB	6-5	220	11/27/50	8	Alabama	Hampton, Va.	16
83	Vern Den Herder, DE	45	Taylor, Ed	CB	6-0	175	5/13/53	7	Virginia Tech	Pottstown, Pa.	16
84	Bruce Hardy, TE	60	Toews, Jeff	G	6-3	255	11/4/57	3	Memphis, Tenn.	San Jose, Ca.	7
86	Ronnie Lee, TE	5	von Schamann, Uwe	K	6-0	188	4/23/56	2	Washington	Fort Worth, Tex.	16
88	Elmer Bailey, WR	16	Woodley, David	QB	6-2	204	10/25/58	1	Oklahoma	Shreveport, La.	13
89	Nat Moore, WR	17	Woods, Pete	QB	6-4	215	11/29/55	2	Missouri	University City, Mo.	0*

*Bennett played 8 games with N.Y. Jets, 4 with Miami; Brudzinski played 9 games with Los Angeles; Henderson played 1 game with San Francisco, 6 with Houston; Kozlowski missed '80 season due to injury; McRae last active with Philadelphia in '79; Woods had 2 games on Miami active roster in '80.



Duriel Harris has acrobatic flair and more than 3,000 yards receiving in five Dolphin seasons.

HISTORICAL HIGHLIGHTS

1965

- March 3 —Minneapolis lawyer Joseph Robbie meets AFL Commissioner Joe Foss in Washington, and Foss advises Robbie to apply for an expansion franchise in Miami.
- May 6 —Joseph Robbie meets Miami Mayor Robert King High to ascertain the availability of the Orange Bowl stadium, and the mayor agrees to invite the AFL to Miami.
- June 4 —Resolution 36723 of Miami City Commission directs the mayor to confer with the AFL.
- June 7 —AFL Executive Committee votes to expand in 1966 at a meeting in Monmouth Park, N.J.
- Aug. 16 —AFL awards its first expansion franchise to Joseph Robbie and television star Danny Thomas for \$7.5 million.
- Nov. 27 —Miami picks Kentucky QB Rick Norton and Illinois RB Jim Grabowski in first round of AFL's college draft. Tulsa WR Howard Twilley selected in 12th round.
- Dec. 16 —Miami Dolphins, Ltd., organizes as a Florida limited partnership. Joseph Robbie becomes Managing General Partner and Danny Thomas Sports, Inc., becomes the other general partner.

1966

- Jan. 15 —Miami picks 31 players from eight teams in AFL expansion draft. One of the draftees, OT Norm Evans of Houston, would play 10 seasons at right tackle.
- Jan. 29 —George Wilson becomes first head coach after eight years coaching the Detroit Lions (57-45-6 and NFL champions in 1957) and one year as a Washington assistant.
- June 8 —AFL merges into NFL with Pete Rozelle as commissioner. An AFL-NFL championship game is scheduled for the next January followed by a common draft.

- July 5 —Dolphins open first training camp at St. Petersburg Beach as 83 players report.
- Aug. 7 —Training camp moves to St. Andrew's School in Boca Raton, Fla.
- Sept. 2 —Joe Auer returns opening kickoff 95 yards for Dolphin TD in first regular-season game, but Oakland wins, 23-14, at Orange Bowl before 26,776 spectators.
- Oct. 16 —Dolphins end string of nine losses (four in preseason) by defeating Denver, 24-7, with a George Wilson, Jr. screen pass to Billy Joe turning into a 67-yard TD. Only 23,393 spectators were at Orange Bowl.
- Oct. 23 —QB Rick Norton suffers broken jaw during third quarter of 20-13 victory at Houston, and Norton is lost for the season.
- Dec. 18 —QB John Stofa passes for four TDs capped by 14-yard strike to Joe Auer with 38 seconds remaining for 29-28 victory over Houston at Orange Bowl before 20,045 spectators.

1967

- March 14 —Miami picks Purdue QB Bob Griese in first round of common draft. Griese is the fourth player selected.
- June 1 —Joseph Robbie and W. H. Keland purchase the interest of Danny Thomas and agree to equalize present holdings in Miami Dolphins, Ltd., whenever either acquired outside holdings.
- Aug. 19 —Record crowd of 50,822 sees first interleague game which Atlanta wins, 27-17.
- Sept. 17 —QB John Stofa breaks his right ankle shortly after scoring a TD, and rookie Bob Griese directs 35-21 victory over Denver at Orange Bowl. RB Abner Haynes gains 151 yards in season opener, Griese throws 68-yard TD pass to Joe Auer.
- Nov. 26 —Dolphins end eight-game losing streak by defeating Buffalo, 17-14, on a fourth-down, 31-yard TD pass from Bob Griese to Howard Twilley with 1:01 remaining.
- Dec. 17 —CB Dick Westmoreland scores TD with his 10th interception in 41-32 victory over Boston at Orange Bowl. Patriots RB Jim Nance gains 164 yards.
- Dec. 27 —Miami trades QB John Stofa to expansion club Cincinnati for 1968 draft picks in first and second rounds.

1968

- Jan. 30 —Miami picks Syracuse FB Larry Csonka in first round of draft. Csonka is the eighth player selected.
- Aug. 17 —Dolphins gain first interleague victory, 23-7, over Philadelphia at Orange Bowl.
- Aug. 31 —AFL-record crowd of 68,125 at Orange Bowl sees Coach Don Shula's Baltimore Colts win interleague game, 22-13. WR Jack Clancy (67 catches as rookie) injures left knee, out for season.
- Oct. 7 —Rookie RB Jim Klick gains 104 yards in 24-7 victory at Houston.
- Nov. 24 —Rookie strong safety Dick Anderson returns interception 96 yards for TD in 34-10 victory over Boston at Fenway Park.
- Dec. 8 —QB Bob Griese sets records for 2,473 yards, 186 completions and 21 TDs for season after directing 38-7 victory over Boston at Orange Bowl. Griese misses final game due to bruised knee.

1969

- Jan. 28 —Miami picks Georgia DE Bill Stanfill in first round of draft. Stanfill is the 11th player selected.
- March 24 —Miami obtains all-time AFL middle linebacker Nick Buoniconti from Boston in trade for QB Kim Hammond and LB John Bramlett.

- May 10 —Pro football realignment for 1970 places Dolphins in AFC East with Boston, Buffalo, New York Jets and NFL's Baltimore.
- May 16 —Joseph Robbie becomes majority owner of Dolphins when he is joined by five Miami businessmen in purchasing the interest of W. H. Keland.
- July 2 —Miami obtains RG Larry Little, a native Miamian, from San Diego in trade for CB Mack Lamb.
- Sept. 14 —QB Bob Griese passes for a record 327 yards and rookie Mercury Morris returns kickoff 105 yards for TD but Dolphins lose season opener, 27-21, at Cincinnati.
- Oct. 26 —Dolphins notch first victory after 0-5-1 start as MLB Nick Buoniconti helps restrict rookie O.J. Simpson to 12 yards on 10 carries, 24-6 over Buffalo at Orange Bowl.
- Nov. 2 —QB Bob Griese passes for four TDs but Dolphins lose, 34-31, at New York Jets.
- Nov. 9 —Only 8,374 spectators brave a downpour at Boston College, and FB Larry Csonka splashes 54 yards for TD in 17-16 victory over Patriots. QB Bob Griese injures right knee, out for final five games.

1970

- Jan. 27 —Miami obtains WR Paul Warfield from Cleveland in trade for 1970 first-round draft pick.
- Feb. 1 —AFL officially merges into NFL in accordance with June 8, 1966 agreement.
- Feb. 18 —Don Shula, 40, becomes head coach and vice president after seven years coaching the Baltimore Colts (71-23-4). He succeeds George Wilson after four years with Dolphins (15-39-2).
- April 11 —Dolphins join scouting combine, BLESTO-V.
- April 13 —NFL Commissioner Pete Rozelle gives the Dolphins' 1971 first-round draft pick to Baltimore as compensation for loss of Coach Don Shula.
- April 20 —Don Shula completes coaching staff with Mike Scarry (defensive line), Monte Clark (offensive line), Bill Arnsparger (defensive coordinator), Howard Schnellenberger (offensive coordinator), Carl Taseff (offensive backs) and holdover Tom Keane (defensive backs).
- April 25 —Don Shula meets 47 players for indoctrination camp at University of Miami.
- July 12 —Rookies report to new training headquarters at Biscayne College in North Miami.
- Aug. 10 —Dolphins cut QB Rick Norton, who signed four-year \$350,000 contract as club's first draftee in 1966.
- Aug. 29 —Record crowd of 76,712 sees fourth consecutive preseason victory, 20-13, over Baltimore.
- Oct. 3 —Dolphins post first-ever victory over Oakland, 20-13, as WR Paul Warfield catches two TD passes.
- Oct. 10 —Dolphins post first-ever victory over New York Jets, 20-6, and QB Joe Namath (93-161 for 1,506 yards and 12 TDs in eight previous meetings).
- Nov. 22 —Dolphins reverse a 35-0 loss by defeating Baltimore, 34-17, at Orange Bowl as free safety Jake Scott returns punt 77 yards for TD.
- Dec. 20 —Dolphins extend winning streak to six games and clinch playoff berth with 45-7 victory over Buffalo at Orange Bowl.

1971

- Sept. 1 —Miami obtains LB Bob Matheson from Cleveland in trade for 1972 second-round pick and Matheson later becomes key to the "53 Defense."
- Oct. 17 —QB Bob Griese sets NFL record with three consecutive passes for TDs in first quarter of 41-3 victory over New England at Orange Bowl.

- Nov. 7 —Dolphins post first-ever shutout, 34-0, over Buffalo at Orange Bowl although the Bills gained 364 yards.
- Nov. 14 —QB Bob Griese, despite illness, rallies Dolphins from 21-3 deficit to a 24-21 victory over Pittsburgh at Orange Bowl with record 86-yard TD pass to Paul Warfield and record 73-yard punt by Larry Seiple.
- Dec. 19 —Record regular-season crowd of 74,215 paid sees Dolphins win AFC East title by defeating Green Bay, 27-6, FB Larry Csonka becomes club's first 1,000-yard rusher with 1,051 yards, and placekicker Garo Yepremian leads NFL with 117 points.
- Dec. 25 —Dolphins win longest game (82 minutes, 40 seconds) in pro football history, 27-24, at Kansas City as Garo Yepremian kicks 37-yard field goal in second overtime of AFC semifinal playoff.

1972

- Jan. 2 —Dolphins stymie Baltimore, 21-0, for first AFC Championship before 78,629 spectators at Orange Bowl. Colts are scoreless for first time in 97 games and strong safety Dick Anderson returns interception 62 yards for clinching TD.
- Jan. 16 —Dallas rushes for 252 yards in defeating Dolphins, 24-7, in Super Bowl VI before 81,035 spectators at Tulane Stadium, New Orleans.
- April 25 —Dolphins claim 16-year pro QB Earl Morrall, 38, on waivers from Baltimore.
- Sept. 17 —Dolphins win first NFL regular-season game played at Arrowhead Stadium, 20-10, over Kansas City before 79,829 spectators.
- Oct. 1 —Dolphins end season ticket sale at record 69,303.
- Oct. 15 —QB Earl Morrall replaces injured Bob Griese (broken right leg, dislocated ankle) at Orange Bowl and finishes 24-10 victory over San Diego for 5-0 record.
- Oct. 22 —Garo Yepremian kicks longest field goal (54 yards) of career in 24-23 victory over Buffalo at Orange Bowl.
- Nov. 12 —Don Shula becomes first NFL coach to win 100 games in 10 seasons as Dolphins smother New England, 52-0, with 501 total yards at Orange Bowl.
- Dec. 16 —Dolphins achieve NFL's first 14-0 regular-season record and break NFL rushing record with 2,960 yards by defeating Baltimore, 16-0, at Orange Bowl.
- Dec. 31 —QB Bob Griese comes off bench of 7-7 battle in third quarter, and, after a 10-game absence, he rallies Dolphins to 21-17 victory at Pittsburgh to repeat as AFC champions.

1973

- Jan. 14 —Dolphins cap a perfect season in Super Bowl VII at Los Angeles by defeating Washington, 14-7, for NFL's first unbeaten, untied record. A 28-yard TD pass from Bob Griese to Howard Twilley and interceptions by LB Nick Buoniconti and safety Jake Scott are key plays.
- April 18 —Dolphins surpass NFL record with 74,961 season ticket sales. Kansas City held old record of 72,885 in 1972.
- Sept. 30 —RB Mercury Morris sets single-game rushing record of 197 yards on 15 carries with three TDs (24, 70, 35) against New England, 44-23, at Orange Bowl.
- Nov. 11 —Dolphins shut out Baltimore for fourth consecutive time, 44-0, as CB Tim Foley returns two blocked punts for TDs at Orange Bowl.
- Dec. 15 —WR Paul Warfield catches four TD passes (21, 7, 16, 4) from Bob Griese in first half of 34-7 victory over Detroit at Orange Bowl. Dolphins compile best two-year record (26-2) in NFL history.

- Dec. 30 —Dolphins rush for 266 yards in defeating Oakland, 27-10, for unprecedented third straight AFC Championship at Orange Bowl.

1974

- Jan. 13 —Dolphins overpower Minnesota, 24-7, in Super Bowl VIII at Rice Stadium in Houston for second consecutive NFL Championship. FB Larry Csonka gains 145 yards on 33 carries and Dolphins outscore three playoff foes, 85-33.
- Jan. 20 —Garo Yepremian kicks five field goals for AFC including 42-yarder with 21 seconds remaining for 15-13 victory in Pro Bowl at Kansas City.
- March 31 —FB Larry Csonka, WR Paul Warfield and RB Jim Kiick sign \$3.3 million package deal in Toronto to play for John Bassett in World Football League.
- July 1 —NFL Players Association declares strike, Dolphin Managing General Partner Joseph Robbie charges NFLPA with "search and destroy" mission.
- July 10 —Chicago Tribune Charities cancels July 26 College All-Star Game with Dolphins due to strike.
- July 17 —Seven veterans cross picket line: C Jim Langer, S Jake Scott, TE Jim Mandich, LB Bob Matheson, QB Earl Morrall and RBs Don Nottingham and Mercury Morris.
- Aug. 14 —Strike ends after seven weeks.
- Nov. 17 —Dolphins outlast Buffalo, 35-28, at Orange Bowl on 23-yard TD by Don Nottingham with 19 seconds remaining; third time in season that Dolphins score winning points with less than 20 seconds to play.
- Dec. 2 —FB Larry Csonka gains 100 yards for 19th time with 123 yards in 24-3 victory over Cincinnati at Orange Bowl; seventh consecutive win on Monday night TV.
- Dec. 15 —Dolphins rally from 24-point deficit to defeat New England, 34-27, for 31st consecutive victory (excluding preseason) at Orange Bowl. QB Earl Morrall passes for 288 yards and Miami closes with 11-3 record.
- Dec. 21 —Oakland spoils Dolphins' bid for third consecutive NFL Championship, 28-26, in AFC semifinal at Oakland on 8-yard TD pass from Ken Stabler to Clarence Davis with 26 seconds remaining.

1975

- Sept. 22 —Winning streak at Orange Bowl stops at 31 games after 31-21 loss to Oakland.
- Oct. 19 —Dolphins intercept Jets' QB Joe Namath six times in 43-0 victory at New York.
- Oct. 22 —World Football League folds after losing \$30 million, but three ex-Dolphins still under contract to John Bassett.
- Nov. 23 —QB Bob Griese suffers torn tendons in right foot during third quarter of 33-17 loss to Baltimore at Orange Bowl.
- Dec. 7 —Third-string QB Don Strock directs 31-21 victory over Buffalo at Orange Bowl for 12th consecutive victory over Bills.
- Dec. 14 —Dolphins suffer 10-7 loss in overtime at Baltimore on 31-yard FG by Toni Linhart, and miss qualifying for playoffs for first time in six years under Don Shula.

1976

- Jan. 22 —Prescription Athletic Turf (grass) approved for Orange Bowl stadium, at a cost of \$244,500.
- March 30 —Seattle selects Dolphin original OT Norm Evans in expansion draft; Tampa Bay selects LBs Bruce Elia and Doug Swift, who retires to enter medical school.
- April 6 —Joseph Robbie rejects \$2-million contract proposal by FB Larry Csonka and agent Ed Keating. Csonka signs the next day with New York Giants.

- Sept. 26 —Dolphins face QB Joe Namath of New York Jets for last time and post 16-0 shutout at Orange Bowl.
- Oct. 17 —WR Howard Twilley, last of Dolphin originals, surpasses 3,000 career yards with eight catches for 104 yards in 20-17 overtime loss to Kansas City at Orange Bowl.
- Dec. 5 —WR Freddie Solomon gains 252 yards in three-TD spectacular that includes record 79-yard punt return, 53-yard pass play and 59-yard flanker reverse in 45-27 victory over Buffalo Bills at Orange Bowl.

1977

- March 14 —Dolphins agree to 10-year lease for use of Orange Bowl with three-year cancellation notice. New lease doubles rent to \$45,000 per game but is less than City of Miami's proposed 10 per cent of gross ticket sales.
- May 2 —QB Earl Morrall, 43, who spent five seasons with the Dolphins, retires from a 21-year career. Morrall passed for 20,809 career yards and guided the Dolphins through most of undefeated 1972 season.
- Sept. 11 —QB Bob Griese, forced to wear eyeglasses because of problems with contact lenses, passes for two TD's in 27-21 preseason victory at New York Giants.
- Sept. 25 —WR Nat Moore scores on 19-yard reverse, 32-yard screen pass and 73-yard deep pass in comeback 19-15 victory at San Francisco.
- Nov. 24 —QB Bob Griese becomes first since 1972 to throw six TD passes in a game, and Dolphins set records of 55 points and 503 yards in 55-14 rout on Thanksgiving Day at St. Louis.
- Dec. 5 —Rookie RB Leroy Harris gallops 77 yards for longest TD run in Dolphin history, capping 17-6 victory over Baltimore at Orange Bowl.
- Dec. 15 —Maxwell Club of Philadelphia names QB Bob Griese as its Pro Player of Year.
- Dec. 17 —Dolphins close 10-4 season with QB Bob Griese's record 22nd TD pass and Nat Moore's record 13th TD in 31-14 victory over Buffalo at Orange Bowl.

1978

- Feb. 17 —Chuck Connor, 40, becomes Director of Player Personnel after three years scouting for BLESTO. He succeeds Bobby Beathard, who resigned Feb. 7 and became general manager of Washington Redskins.
- April 17 —Dolphins acquire RB Delvin Williams from San Francisco 49ers in exchange for WR Freddie Solomon, FS Vern Roberson and picks in the first and fifth rounds of 1978 draft.
- Aug. 25 —QB Bob Griese suffers torn ligaments in left knee during 24-20 preseason victory at Tampa, and backup Don Strock guides Dolphins to 5-2 record before Griese returns as starter Oct. 22.
- Nov. 5 —A 17-point blitz in first quarter and 5 quarterback sacks enable Dolphins to upset defending Super Bowl champion Dallas Cowboys, 23-16, at Orange Bowl.
- Nov. 12 —Delvin Williams becomes first 1,000-yard rusher of 1978 with 144 yards and two TDs in 25-24 triumph at Buffalo, marking 18th straight win over Bills. Williams set Dolphin record of 1,258 yards rushing in season.
- Dec. 10 —LB Larry Gordon intercepts three passes in 23-6 rout of Oakland Raiders at Orange Bowl to clinch "wild-card" berth in playoffs.
- Dec. 18 —Garo Yepremian ties NFL record with 16th consecutive field goal, capping 23-3 victory over New England and boosting Dolphins to 11-5 record.
- Dec. 24 —Houston trips Dolphins, 17-9, in playoff opener at Orange Bowl on Christmas Eve.

1979

- Jan. 8 — **Shnellenberger**, receivers and passing game
named head coach at the University of Miami.
- Feb. 22 — **Consonka**, 32, re-signs with Dolphins as a free
agent after four-year absence in World Football League
and NFL's New York Giants (1976-78).
- Sept. 23 — **Consonka** scores three TDs for second time in
Dolphins crush Chicago, 31-16, at Orange
Bowls 4-0 start.
- Oct. 14 — **Consonka** escapes on record 86-yard punt return for
Dolphins defeat Buffalo, 17-7, for 20th con-
secutive win in series.
- Oct. 28 — **Consonka** sets single-game records of 10 catches
and 135 yards in 27-7 rout of Green Bay at Orange Bowl.
- Oct. 31 — **Robbie** receives prestigious Horatio Alger
Award presented by Dr. Norman Vincent Peale in
Miami.
- Nov. 29 — **Consonka** benched in favor of Don Strock for
second straight game, rallies Dolphins to 26 points in
second half for 39-24 victory over New England as FB
Leone Consonka scores three TDs.
- Dec. 9 — **Consonka** completes 17 of 22 passes for 229 yards
and 3 TDs at Detroit which clinches AFC East title.
- Dec. 30 — **Consonka** overpowers Dolphins with 20-point first quar-
ter in playoff victory at Pittsburgh, and Steelers
eventually win Super Bowl XIV.

1980

- Sept. 5 — Don Strock signs four-year contract through 1983 sea-
son and renews old pact which had one year remaining.
- Sept. 21 — QB **Consonka** wins his 100th game, coming off bench
and scoring two TDs in fourth quarter for 20-17 vic-
tory at home.
- Oct. 5 — QB **Consonka** surpasses 25,000 yards for career with a
222-yard half, but he suffers sprained right shoul-
der in game to Baltimore and is gone for remainder
of season.
- Nov. 9 — Rookie QB **David Woodley** passes for three TDs and runs
for another two TDs in stunning 35-14 upset of defending
National Conference champion Los Angeles at Anaheim.

1981

- Feb. 5 — Six-time All-Pro guard **Larry Little**, 35, retires from a
14-year career including 12 years with the Dolphins. He
ended with club record 164 starts.
- May 5 — Dade County creates a nine-member Sports Authority
to develop multi-purpose stadium and arena. Five
years earlier Joseph Robbie had proven through R.J.
McNulty Company study that a chairback 70,000-seat
stadium and 20,000-car parking area could be
built for \$50 million.
- June 25 — QB **Consonka** the 14th passer in football history to
eclipse 25,000 yards, retires from a 14-year career with
the Dolphins. He had presided over 101 of the 135 vic-
tories in the club's history (101-62-3) and was consen-
sus All-Pro in 1977 and 1979. The six-time Pro Bowl
quarterback had records of 1,926 completions in 3,429
attempts for 25,000 yards and 56.2 percent passing
accuracy led Dolphins to Super Bowl triumphs
in 1972 and 1978.

MIAMI DOLPHINS ALL-TIME ROSTER (1966-1980)

HEAD COACHES

George Wilson—Northwestern	66-69
Don Shula—John Carroll	70-81

ASSISTANT COACHES

Arnsperger, Bill— Miami, Ohio	70-73, 76-81
Bingaman, Les—Illinois	66-69
Clark, Monte—Southern Cal	70-75
Costello, Vince—Ohio U	74
Crosby, Steve—Fort Hays	79-81
Doll, Don—Southern Cal	75-76
Hefferle, Ernie—Duquesne	66-69
Henning, Dan—Wm & Mary	79-80
Izdik, John—Maryland	66-69
Keane, Tom—West Virginia	66-81
McPeak, Bill—Pittsburgh	73-74
Pellegrini, Bob—Maryland	66-67
Sandusky, John—Villanova	76-81
Scarry, Mike—Waynesburg	70-81
Schnelker, Bob—Bowling Green	74
Schnellenberger, Howard— Kentucky	70-72, 75-78
Taseff, Carl—John Carroll	70-81
Walston, Bobby—Georgia	66-67

PLAYERS ON ACTIVE ROSTER

(Bold Face for Players from Super Bowl Victories)

Alexander, John (DE) Rutgers	77-78	
Allen, Jeff (CB) Cal-Davis	80	
Anderson, Dick (SS) Colo ..	68-75, 77	
Anderson, Terry (WR)	Bethune-Cookman	77-78
Andrews, John (DE) Morgan St.	75-76	
Auer, Joe (RB) Georgia Tech	66-67	
Babb, Charlie (S) Memphis St.	72-79	
Bachman, Ted (CB) N. Mex. St.	76	
Bailey, Elmer (WR) Minnesota	80	
Baker, Mel (WR) Texas So.	74	
Ball, Larry (LB) Louisville	72-74, 77-78	
Bannon, Bruce (LB) Penn St.	73-74	
Barber, Rudy (LB)	Bethune-Cookman	68
Barnett, Bill (DE) Nebraska	80	
Barisich, Carl (DT) Princeton	77-80	
Barnes, Rodrigo (LB) Rice	75	
Baumhower, Bob (DT) Alabama	77-80	
Beaudoin, Doug (S) Minnesota	80	
Beier, Tom (S) Miami, Fla.	67, 69	
Benjamin, Guy (QB) Stanford	78-79	
Bennett, Woody (RB) Miami, Fla.	80	
Berger, Ron (DE) Wayne St.	73	
Bessillieu, Don (S) Ga. Tech	79-80	
Bettors, Doug (DE) Nev/Reno	78-80	
Blackwood, Glenn (S) Texas	79-80	
Bokamper, Kim (LB) San Jose St.	77-80	
Bosarge, Wade (S) Tulsa	77	
Boutwell, Tom (QB) So. Miss.	69	
Boynton, John (T) Tennessee	69	
Bramlett, John (LB)	Memphis State	67-68
Branch, Mel (DE) LSU	66-68	
Braxton, Jim (RB) W. Va.	78	
Briscoe, Marlin (WR) Omaha	72-74	
Brown, Dean (S) Ft. Valley St.	70	
Bruggers, Bob (LB) Minnesota	66-68	
Bulaich, Norm (RB) TCU	75-79	
Buoniconiti, Nick (LB)	Notre Dame	69-74, 76
Canale, Whit (DE) Tennessee	66	
Carlton, Darryl (T) Tampa	75-76	
Carpenter, Preston (TE) Ark.	66	
Casares, Rick (RB) Florida	66	
Cefalo, Jimmy (WR) Penn St.	78-80	
Cesare, Billy (S) Miami, Fla.	80	
Chambers, Rusty (LB) Tulane	76-80	
Chesser, George (RB)	Delta State	66-67
Clancy, Jack (WR) Michigan	67-69	
Clancy, Sean (LB) Amherst	78	
Cole, Terry (RB) Indiana	71	
Colzie, Neal (S) Ohio St.	79	
Cooke, Ed (DE) Maryland	66-67	
Cornelius, Charles (CB)	Bethune-Cookman	77-78
Cornish, Frank (DT)	Grambling	70-71
Cox, Jim (TE) Miami, Fla.	68	
Cronin, Bill (TE) Boston College	66	
Crowder, Randy (DT)	Penn State	74-76
Crusan, Doug (T) Indiana	68-74	
Csonka, Larry (FB) Syracuse	68-74, 79	
Current, Mike (T) Ohio St.	67, 77-79	
Darnall, Bill (WR) N. Carolina	68-69	
Davis, Gary (RB) Cal Poly SLO	76-79	
Davis, Ted (LB) Georgia Tech	70	
DeMarco, Bob (C) Dayton	70-71	
Del Gaizo, Jim (QB) Tampa	72, 75	
Den Herder, Vern (DE)	Central College, Iowa	71-80
Dennard, Mark (C) Tex. A&M	79-80	
Denney, Mike (LB) So. Miss.	76	
Dornbrook, Thom (G) Kentucky	80	
Dotson, Al (DT) Grambling	66	
Drougas, Tom (T) Oregon	75-76	
DuHe, A.J. (DE) LSU	77-80	
Dunaway, Jim (DT) Mississippi	72	
Dvorak, Rick (DE) Wichita St.	77	
Edmunds, Randall (LB)	Georgia Tech	68-69
Elia, Bruce (MLB) Ohio State	75	
Ellis, Ken (CB) Southern	76	
Emanuel, Frank (LB) Tenn	66-69	
Erlandson, Tom (LB) Wash. St.	66-67	
Evans, Norm (T) TCU	66-75	
Faison, Earl (DE) Indiana	66	
Farley, Dale (LB) W. Virginia	71	
Fernandez, Manny (DE) Utah	68-75	
Fleming, Marv (TE) Utah	70-74	
Foley, Tim (CB) Purdue	70-80	
Fowler, Charlie (G) Houston	67-68	
Funckess, Tom (T) Jackson St.	74	
Giaquinto, Nick (RB) Conn.	80	
Giesler, Jon (T) Michigan	79-80	
Gilchrist, Cookie (RB) None	66	
Ginn, Hubert (RB) Fla. A&M	70-75	
Goode, Irv (C-G) Kentucky	73-74	
Goode, Tom (C) Miss. State	66-69	
Gordon, Larry (LB) Ariz St.	76-80	
Grady, Garry (S) E. Mich.	69	
Green, Cleveland (T)	Southern	79-80
Griese, Bob (QB) Purdue	67-80	



Ed Newman has title of all-time strongest Dolphin.

Groth, Jeff (WR) Bowling Green	79
Hammond, Kim (QB) Fla. St.	68
Hardy, Bruce (TE) Ariz. St.	78-80
Harper, Jack (RB) Florida	67-68
Harris, Daniel (WR) N. Mex. St.	76-80
Harris, Leroy (RB) Ark. St.	77-78
Haynes, Abner (RB) N. Tex. St.	67
Heinz, Bob (DT) Pacific	69-74, 76-77
Heath, Clayton (RB)	
Wake Forest	76
Higgins, Jim (G) Xavier	66
Hill, Barry (S) Iowa State	75-76
Hill, Ike (WR) Catawba	76
Hines, Jimmy (WR) Texas So.	69
Holmes, John (DE) Fla. A&M	66
Holmes, Mike (WR) Texas So.	76
Hopkins, Jerry (LB) Tex. A&M	67-68
Howell, Mike (DB) Grambling	72
Howell, Steve (RB) Baylor	79-80
Hudock, Mike (C) Miami, Fla.	66
Hunter, Billy (RB) Syracuse	66
Jackson, Frank (WR) SMU	66-67
Jacobs, Ray (DT)	
Howard Payne	67-68
Jaquess, Pete (DB)	
Eastern New Mexico	66-67
Jenkins, Al (T) Tulsa	72
Jenkins, Ed (RB) Holy Cross	72
Joe, Billy (RB) Villanova	66
Johnson, Curtis (LB) Toledo	70-78
Joswick, Bob (DE) Tulsa	68-69
Keating, Bill (DT) Michigan	67
Keyes, Jimmy (LB-K) Miss	68-69
Klick, Jim (RB) Wyoming	68-74
Klindig, Howard (G-C)	
Cal State-Los Angeles	72-73
Kocourek, Dave (TE) Wisconsin	66
Kolen, Mike (LB) Auburn	70-75, 77
Kozlowski, Mike (S) Colorado	79
Kremser, Karl (K) Tennessee	69-70
Kuechenberg, Bob (G) N. Dame	70-80
Laakso, Eric (T) Tulane	78-80
Lamb, Mack (CB) Tenn. St.	67-68
Land, Mel (LB) Mich. St.	79
Langer, Jim (C) S. Dakota St.	71-79
Lee, Ronnie (TE) Baylor	79-80
Leigh, Charles (RB) None	71-73
Little, Larry (G)	
Bethune-Cookman	69-80
Lothridge, Billy (P) Ga. Tech	72
Lusteg, Booth (K) Connecticut	67
Malone, Benny (RB) Ariz. St.	74-78
Mandich, Jim (TE) Michigan	70-77
Mass, Wayne (T) Clemson	71
Matheson, Bob (LB) Duke	71-79
Matthews, Wes (WR) NE Okla.	66
Mauck, Carl (C) So. Illinois	70
McBride, Norm (DE) Utah	69-70
McCreary, Laird (TE)	
Tennessee St.	76-78
McCullers, Dale (LB) Fla. St.	69
McDaniel, Wahoo (LB) Okla.	66-68
McFarland, Jim (TE) Nebraska	75
McGeever, John (S) Auburn	66
McNeal, Don (CB) Alabama	80
Mertens, Jim (TE) Fairmont St.	69
Michel, Mike (P/K) Stanford	77
Milton, Gene (WR) Fla. A&M	68-69
Mingo, Gene (K) None	66-67
Mira, George (QB) Miami, Fla.	71
Mitchell, Melvin (G) Tenn. St.	76-78
Mitchell, Stan (RB) Tennessee	66-70
Moore, Maully (DT)	
Bethune-Cookman	72-74
Moore, Nat (WR) Florida	74-80
Moore, Wayne (T) Lamar Univ.	70-78
Moreau, Doug (TE) LSU	66-69
Morrall, Earl (QB) Mich. St.	72-76
Morris, Mercury (RB)	
West Texas St.	69-75
Moser, Rick (RB) Rhode Island	80
Mumphord, Lloyd (CB) Tex. So.	69-74
Nathan, Tony (RB) Alabama	79-80
Neff, Bob (S)	
Stephen F. Austin	66-68
Neighbors, Billy (G) Alabama	66-69
Newman, Ed (G) Duke	73-80
Nomina, Tom (DT) Miami, Ohio	66-68
Koonan, Karl (WR) Iowa	66-71
Norton, Rick (QB) Kentucky	66-69
Nottingham, Don (RB) Kent St.	73-77
Ortega, Ralph (LB) Florida	79-80
Owens, Morris (WR) Ariz. St.	75-76
Palmer, Dick (LB) Kentucky	70
Park, Ernie (G) McMurry	66
Pearson, Willie (CB) N.C. A&T	69
Pesuit, Wally (T) Kentucky	77-78
Petrella, Bob (S) Tennessee	66-71
Powell, Jesse (LB) W. Tex. St.	69-73
Price, Sam (RB) Illinois	66-68
Pryor, Barry (RB) Boston U.	69-70
Pyburn, Jack (T) Texas A&M	66-68
Rather, Bo (R) Michigan	73, 78
Reese, Don (DT) Jackson St.	74-76
Rhone, Earnie (LB)	
Henderson, Ark.	75, 77-80
Rice, Ken (G) Auburn	66-67
Richardson, Jeff (T) Mich. St.	69
Richardson, John (DT) UCLA	67-71
Richardson, Willie (WR)	
Jackson St.	70
Riley, Jim (DE) Oklahoma	67-71
Roberson, Bo (WR) Cornell	66
Roberson, Vern (S) Grambling	77
Roberts, Archie (QB) Columbia	67
Roberts, Georgia (P) Va. Tech.	78-80
Roberts, Guy (LB) Maryland	77
Robiskie, Terry (FB) LSU	80
Roderick, John (WR) SMU	66-67
Rose, Joe (TE) California	80

Rudolph, Jack (LB) Ga. Tech.	66
Salter, Bryant (S) Pittsburgh	76
Scott, Jake (S) Georgia	70-75
Seiple, Larry (P) Kentucky	67-77
Selfridge, Andy (LB) Virginia	76
Sellers, Ron (WR) Florida St.	73
Shull, Steve (LB) Wm/Mary	80
Simpson, Bob (DE) Colorado	78
Small, Gerald (CB)	
San Jose St.	78-80
Smith, Tom (RB) Miami, Fla.	73
Solomon, Freddie (WR) Tampa	75-77
Speyrer, Cotton (WR) Texas	75
Stanfill, Bill (DE) Georgia	69-76
Stephenson, Dwight (C)	
Alabama	80
Stofa, John (QB) Buffalo	66-67, 69-70
Stowe, Otto (WR) Iowa State	71-72
Strock, Don (QB) Va. Tech.	74-80
Stuckey, Henry (CB) Missouri	72-74
Swift, Doug (LB) Amherst	70-75
Taylor, Ed (CB) Memphis St.	79-80
Testerman, Don (FB) Clemson	80
Thomas, Norris (CB) So. Miss.	77-79
Thornton, Jack (LB) Auburn	66
Tilman, Andre (TE) Tex Tech	75-78
Toews, Jeff (G) Washington	79-80
Torczon, LaVerne (DE) Nebraska	66
Torrey, Bob (FB) Penn St.	79
Towle, Steve (LB) Kansas	75-80
Tucker, Gary (RB) Chattanooga	68
Twiley, Howard (WR) Tulsa	66-76
Urbanek, Jim (DT) Miss	68
Voik, Rick (S) Michigan	77-78
von Schamann, Uwe (K) Okla.	79-80
Wade, Charley (WR) Tenn. St.	73
Walters, Rod (G) Iowa	80
Wantland, Hal (TE) Tenn.	66
Warfield, Paul (WR) Ohio State	70-74
Warren, Jimmy (CB) Illinois	66-69
Washington, Dick (DB)	
Bethune-Cookman	68
Weisacosky, Ed (LB) Miami, Fla.	68-70
West, Willie (S) Oregon	66-68
Westmoreland, Dick (CB)	
North Carolina A&T	66-69
White, Joris (CB) Hawaii	74-76
Wickert, Tom (T) Wash. State	74
Williams, Delvin (RB) Kansas	78-80
Williams, Maxie (G-T) SE La	66-70
Wilson, George, Jr. (QB) Xavier	66
Windauer, Bill (DT) Iowa	75
Winfrey, Stan (RB) Ark. St.	75-77
Wood, Dick (QB) Auburn	66
Woodley, David (QB) LSU	80
Woods, Larry (DT) Tenn. State	73
Woodson, Fred (G) Fla. A&M	67-69
Yepire, John (WR) Penn St.	70-78
Young, Steve (T) Colorado	7
Young, Willie (T) Alcorn A&M	73
Zecher, Rich (DT) Utah State	66-67

ORIGIN OF THE DOLPHINS

Year	Draft (31)	Trades (2)	Free Agents/Waivers (15)
1970			G Bob Kuechenberg—F.A.
1971	DE Vern Den Herder (9)		
1973	QB Don Strock (5) G Ed Newman (6)		
1974	WR Nat Moore (3)		
1975			LB Earnest Rhone—FA
1976	LB Larry Gordon (1) LB Kim Bokamper (1) WR Duell Harris (3)		
1977	LB A.J. Duhe (1) DT Bob Baumhower (2)	DT Carl Barisich (from Seattle)	P George Roberts—F.A.
1978	WR Jimmy Cefalo (3) CB Gerald Small (4) T Eric Laakso (4) DE Doug Betters (6) TE Bruce Hardy (9) C Mark Dennard (10)		T Cleveland Green—F.A. CB Ed Taylor—F.A.
1979	T Jon Giesler (1) G Jeff Toews (2) RB Tony Nathan (3) TE Ronnie Lee (3) FB Steve Howell (4) S Don Bessillieu (5) K Uwe von Schamann (7) S Glenn Blackwood (8) S Mike Kozlowski (10)		
1980	CB Don McNeal (1) C Dwight Stephenson (2) DE Bill Barnett (3) WR Elmer Bailey (4) TE Joe Rose (7) CB Jeff Allen (8) QB David Woodley (8)		RB Nick Giaquinto—F.A. LB Steve Shull—F.A. SS Doug Beaudoin—F.A. FB Terry Robiskie—F.A. FB Woody Bennett—waivers (from N.Y. Jets) G Thom Dornbrook—waivers (from Pittsburgh) RB Rick Moser—waivers (from Pittsburgh) QB Pete Woods—F.A.
1981		LB Bob Brudzinski (from Los Angeles)	LB Thomas Henderson—F.A.

ALL-TIME DRAFT CHOICES

(Bold Face Indicates Active Roster)

1966 EXPANSION DRAFT

FROM NEW ENGLAND	QB Arizona	FROM KANSAS CITY	DT Grambling
Eddie Wilson	WR Alabama	Al Dotson	DE Louisiana St.
Billy Neighbors	S Boston College	Mel Branch	WR SMU
Ross O'Hanley	LB Georgia Tech	Frank Jackson	LB Arkansas
Jack Rudolph	DT Villanova	Ron Caveness	LB Oklahoma
FROM BUFFALO	FB Cornell	FROM NEW YORK JETS	LB Oregon
Billy Joe	WR Ohio State	Wahoo McDaniel	S Miami (Fla.)
Bo Robinson	OT Auburn	Willie West	DE Nebraska
x-Jim Davidson	DT Maryland	Mike Hudock	C Auburn
Howard Simpson	DE Washington St.	LaVerne Torczon	DE Nebraska
FROM DENVER	DT Miami (Ohio)	FROM OAKLAND	DT Utah State
John McGeever	S Auburn	Rich Zecher	QB Auburn
Ed Cooke	DE Maryland	Dick Wood	G Auburn
Tom Erlandson	LB Washington St.	Ken Rice	G Auburn
Tom Nomina	DT Miami (Ohio)	Gene Mingo	K No College
FROM HOUSTON	OT Texas Christian	FROM SAN DIEGO	TE Wisconsin
Norm Evans	C Miss. State	Dave Kocourek	G McMurry
Tom Goode	FB Texas Christian	Ernie Park	TE Illinois
Jack Spikes	OT SE Louisiana	Jimmy Warren	CB N.C. A&T
Maxie Williams	OT SE Louisiana	Dick Westmoreland	CB N.C. A&T
x-retired			

1966 DRAFT CHOICES

1a x-Jim Grabowski	RB Illinois	10 x-Pat Killorin	CB Syracuse
1b Rick Norton	QB Kentucky	11 Sam Price	RB Illinois
2 Frank Emanuel	LB Tennessee	12 Howard Twilley	WR Tulsa
3 x-Larry Gagner	G Florida	13 x-Ken Kramer	TE Minnesota
4 x-Dick Leftridge	RB West Virginia	14 Phil Scoggin	P Texas A&M
5 Grady Bolton	DT Miss. St.	15 Jerry Oliver	OT SW Texas
6 x-Ed Weisacosky	LB Miami (Fla.)	16 Don Lorenz	DE Stephen Austin
7 x-Don Hansen	LB Illinois	17 x-Mike Bender	G Arkansas
8 Bob Petrella	S Tennessee	18 x-Rick Kestner	E Kentucky
9 x-Bill Matan	DE Kansas St.	19 Doug Moreau	TE Louisiana St.
		20 John Tooker	CB Adams State

x-signed with National Football League

1966 REDSHIRT DRAFT

1 John Roderick	WR SMU	7 Don Williams	DE Wofford
2 Harold Fulford	WR Auburn	8 Jon Brittenum	QB Arkansas
3 Jack Clancy	WR Michigan	9 x-Craig Baynham	WR Georgia Tech
4 x-Jim Markins	RB Florida St.	10 x-Randy Winkler	OT Tarleton St.
5 x-Fritz Greenlee	TE Arizona	11 Kai Anderson	C Illinois
6 Bill Darnall	DB North Carolina		

x-signed with National Football League

1967 DRAFT CHOICES (4-5-3)

1. Bob Griese	QB Purdue	10. Tom Beier	S Miami (Fla.)
2. Jim Riley	DT Oklahoma	11. Jack Pyburn	OT Texas A&M
3. TO DENVER for Cookie Gilchrist	DE Yale	12a. y-Stan Juk	LB South Carolina
4. Bob Greenlee	DE Yale	12b. y-Jim Whitaker	CB Missouri
5a. TO DENVER for Cookie Gilchrist	RB Chattanooga		
5b. x-Gary Tucker	RB Chattanooga	13. TO BUFFALO for Jerry Oliver	
(from Buffalo for Jack Spikes)		14. Charlie Stokes	CB Kent State
6. Bud Norris	TE Washington St.	15. Jake Ferro	LB Youngstown
7. Larry Seiple	TE Kentucky	16. Maurice Calhoun	RB Central Ohio
8. TO OAKLAND for Bill Cronin	DT UCLA	17. Larry Kissam	T Florida St.
9. John Richardson	DT UCLA		

x-taxi squad '67
y-entered medical school

1968 DRAFT CHOICES (7-8)

1a. Larry Csonka	RB Syracuse	8a. TO NEW YORK for Archie Roberts	
1b. Doug Crusan	OT Indiana	8b. Randall Edmunds	LB Georgia Tech
(from Cincinnati for John Stofa)		(from Oakland for Dave Kocourek)	
2a. Jim Keyes	LB Mississippi	9a. Sam McDowell	T SW Missouri
2b. Jim Cox	TE Miami (Fla.)	9b. y-Tom Paciorek	CB Houston
(from Cincinnati for John Stofa)		(from Houston for Billy Anderson)	
3a. Jim Urbanek	DT Mississippi	10. Joe Minto	T Miami (Fla.)
3b. Dick Anderson	S Colorado	11. Cornelius Cooper	DE Prairie View
(from San Diego for Jon Brittenum)		12. Paul Paxton	T Akron
4. TO DENVER for John Bramlett		13. Bob Joswick	DE Tulsa
5. Jim Kilick	RB Wyoming	14. Ray Blunk	TE Xavier
6a. Kim Hammond	QB Florida St.	15. Ken Corbin	LB Miami (Fla.)
(from Denver in 7-man deal)		16. Henry Still	DT Bethune-Cookman
6b. x-Jimmy Hines	WR Texas Southern	17. Bill Nemeth	C Arizona
7. x-John Boynton	T Tennessee		

x-taxi squad '68 y-pro baseball

1969 DRAFT CHOICES (11)

1 BM Stantill	DE Georgia	8 Bruce Weinstein	TE Yale
2 Bob Heinz	DT Pacific	9 Jesse Powell	LB West Tex St.
3 Mercury Morris	RB West Tex St.	10 Jim Merlene	TE Fairmont St.
4. Norm McBride	LB Utah	11 Mike Berdis	DT N. Dakota St.
5a. Willie Pearson	WR N.C. A&T	12 Dale McCullers	LB Florida St.
5b. Karl Kramser	K Tennessee	13 Amos Ayres	S Arkansas AM&N
(from Oakland for John Roderick)		14 Glynn Thompson	DT Troy State
6. Ed Tuck	G Notre Dame	15 Chick McGeehan	WR Tennessee
7a. John Egan	C Boston College	16 Lloyd Mumford	CB Texas Southern
7b. John Kulka	G Penn State	17 Tom Krallman	DE Xavier
(from San Diego for Tom Erlandson)			

1970 DRAFT CHOICES (3)

1	TO CLEVELAND for Paul Warfield		10	Dick Nittinger	G	Tampa
2	Jim Mandich	TE Michigan	11	Brownie Wheelless	DT	Rice
3	Tim Foley	CB Purdue	12	Mike Kolen	LB	Auburn
4	Curtis Johnson	CB Toledo	13	Dave Buddington	RB	Springfield
5	TO NEW ENGLAND in Buoniconti deal		14	Gary Brackett	G	Holy Cross
6	Dave Campbell	DE Auburn	15	Pat Hauser	WR	East Tenn.
7	Jake Scott	S Georgia	16	Charles Williams	G	Tennessee St.
8	Narvel Chavers	RB Jackson St.	17	George Myles	DT	Morris Brown
9	Hubert Ginn	RB Florida A&M				

1971 DRAFT CHOICES (22-21)

1	TO BALTIMORE	for Don Shula	10	Ron Maree	DT	Purdue	
2	Otto Stowe	WR	Iowa State	11	Vic Surma	T	Penn State
3	Dale Farley	LB	West Virginia	12	Leroy Byars	RB	Alcorn A&M
4	x-Joe Theismann	QB	Notre Dame	13	Lonnie Hepburn	CB	Texas Southern
5	TO PITTSBURGH	for Willie Richardson	14	David Vaughn	TE	Memphis St.	
6	Dennis Coleman	LB	Mississippi	15	Bob Richards	G	California
7	Ron Dickerson	CB	Kansas St.	16	Chris Myers	WR	Kenyon
8	TO PITTSBURGH	for Bob DeMarco	17	Curt Mark	LB	Mayville, N.D.	
9	Vern Den Herder	DE	Central Iowa				

x-signed with Canadian Football League

x-signed with Canadian Football League

1972 DRAFT CHOICES (25)

1	x-Mike Kadish	DT	Notre Dame	8	Craig Curry	QB	Minnesota
2	TO CLEVELAND	for Bob Matheson		9	Greg Johnson	CB	Wisconsin
3	Gary Kosins	RB	Dayton	10	TO HOUSTON	for Russell Price	
4a	Larry Ball	DE	Louisville	11	Ed Jenkins	WR	Holy Cross
	(from San Diego for Carl Mauck)			12	Ashley Bell	TE	Purdue
4b	Al Benton	T	Ohio Univ.	13	Archie Robinson	CB	Hillsdale
5	Charlie Babb	S	Memphis St.	14	Willie Jones	LB	Tampa
6	y-Ray Nettles	LB	Tennessee	15	Bill Davis	DT	Wm. & Mary
7a	Bill Adams	G	Holy Cross	16	Al Hannah	WR	Wisconsin
	(from Denver for John Stofa)			17	Vern Brown	S	Western Mich
7b	Calvin Harrell	RB	Arkansas St.				

x-taxi squad '72 y-signed with Canadian Football League

1973 DRAFT CHOICES (26)

1	TO BUFFALO for Marlin Briscoe	7d	Tom Smith	RB	Miami (Fla.)		
2	x-Chuck Bradley	C	Oregon	8	Archie Pearson	DE	NE Oklahoma
3	Leon Gray	T	Jackson St.	9	Karl Lorch	DE	Southern Cal
4	Bo Rafter	WR	Michigan	10	Ron Fernandes	DE	Eastern Mich.
5a.	Don Strock	QB	Virginia Tech	11	Chris Kete	G	Boston College
	(from Buffalo in Frank Cornish deal)			12	Mike Mullen	LB	Tulane
5b	Dave McCurry	CB	Iowa State	13	Joe Booker	RB	Miami (Ohio)
6	Ed Newman	G	Duke	14	Greg Boyd	RB	Arizona
7a	Kevin Reilly	LB	Villanova	15	Bill Palmer	TE	St. Thomas
	(from New England for Wayne Mass)			16	James Jackson	TE	Norfolk St.
7b	Ben Shephard	RB	Arkansas Tech	17	Charley Wade	WR	Tennessee
	(from New England for Bill Griffin)						
	Willie Hatter	WR	Northern Ill.				
	(from Cleveland for Bob DeMarco)						

x-injured reserve '73

1974 DRAFT CHOICES (26)

1 Don Reese	DE Jackson St.	7b Joe Sullivan	T Boston College
2a y-Andre Tillman	TE Texas Tech	8 Mel Baker	WR Texas Southern
(from Green Bay for Jim Del Gaizo)		9a Tom Wickert	T Washington St.
2b Benny Malone	RB Arizona St.	(from Chicago for Dave McCurry)	
(from Dallas in Otto Stowe deal)		9b x-Bob Lally	LB Cornell
3 Nat Moore	CB Hawaii	10 x-Gary Valbuena	QB Tennessee
4 x-Bill Stevenson	WR Florida	11 Gerry Roberts	DE UCLA
5 x-Cleveland Vann	DT Drake	12 Jim Revels	S Florida
6a Randy Crowder	DT Oklahoma St.	13 x-Clayton Heath	RB Wake Forest
(from Baltimore in Hubert Ginn deal)		14 Sam Johnson	LB Arizona St.
6b x-Bob Wolfe	T Nebraska	15 Larry Cates	CB Western Mich
7a Carl Swierc	WR Rice	16 Jesse Wolf	DT Prairie View
(from New Orleans for Jeff White)		17 Ken Dickerson	CB Tuskegee

x-signed with World Football League y-injured reserve '74

1975 DRAFT CHOICES (23)

1 Darryl Carlton	T	Tampa	10a Clyde Russell	RB	Oklahoma
2a Fred Solomon	WR	Tampa	(from Chicago for Charley Wade)		
(from Green Bay for Jim Del Gaizo)			10b Joe Jackson	TE	Penn State
2b Stan Winfrey	RB	Arkansas St	(from Washington for Howard Kindig)		
3 Gerald Hill	LB	Houston	10c Joe Danelo	K	Washington St
4 Bruce Ellis	LB	Ohio State	11 John Dilworth	CB	NW La St
5a Morris Owens	WR	Arizona St.	12 Joe Yancey	T	Henderson
(from Giants for Henry Stuckey)			13 Leonard Isabel	WR	Tulsa
5b Barry Hill	S	Iowa State	14a James Lewis	CB	Tennessee St
6a Steve Towle	LB	Kansas	(from NY Giants for Ed Jenkins)		
(from NY Jets for Larry Woods)			14b Jack Graham	QB	Colorado St.
6b TO NY JETS for John Mooring			15 Skip Johns	RB	Carson-Newman
7 Phillip Kent	RB	Baylor	16 Vernon Smith	C	Georgia
8 Barney Crawford	DT	Harding	17 Dwaine Copeland	RB	Middle Tenn.
9 James Wilson	G	Clark			

1976 DRAFT CHOICES (19-21-20)

1a Larry Gordon	LB	Arizona St.	9 y-Norris Thomas	CB	Southern Miss.
(from Washington for Joe Theismann)			10a Gary Fencik	S	Yale
1b x-Kim Bokamper	LB	San Jose St.	(from Washington for Karl Lorch)		
2 Loaird McCreary	TE	Tennessee St.	10b Don Testerman	RB	Clemson
3 Duell Harris	WR	New Mexico St.	11 Dexter Pride	RB	Minnesota
4a Melvin Mitchell	G	Tennessee St.	12a Randy Young	T	Iowa State
(from Detroit for Larry Ball)			12b Darryl Brandford	DT	Northwestern
4b TO PHILADELPHIA for Norm Bulaich			(from St. Louis for Rodrigo Barnes)		
5 TO DETROIT with Larry Ball			13 Bernie Head	C	Tulsa
6 Gary Davis	RB	Cal Poly/SLO	14 Bob Gissler	LB	S. Dakota St.
7a Joe Ingersoll	G-T	Nevada/Vegas	15 Ron Holmes	RB	Utah State
(from New Orleans for Mel Baker)			16 Mike Green	P-WR	Ohio Univ.
7b Johnny Owens	DE	Tennessee St.	17 z-Jeff Grantz	QB	South Carolina
8 Bob Simpson	DT	Colorado			

x-injured reserve '76 y-quit camp '76, active roster '77
z-remained at South Carolina as coach

1977 DRAFT CHOICES (13-12-14)

1 A. J. Duhe	DE	Louisiana St.	5b Leroy Harris	RB	Arkansas St.
2 Bob Baumhower	DT	Alabama	6 TO NY GIANTS for Andy Selfridge		
3a TO HOUSTON for Ken Ellis			7 Bruce Herron	LB	New Mexico
3b Mike Watson	T	Miami (Ohio)	8 Horace Perkins	CB	Colorado
(from Chicago for Bo Rafter)			9 Robert Turner	RB	Oklahoma St.
4 TO WASHINGTON in Jake Scott deal			10 Mark Carter	T	Eastern Mich.
5a Mike Michel	P-K	Stanford	11 John Alexander	DE	Rutgers
(from Tampa for Ray Nettles' rights)			12 Terry Anderson	WR	Bethune-Cookman

1978 DRAFT CHOICES (24-23-25)

1 TO SAN FRAN in Delvin Williams deal			6 Doug Betters	DE	Nevada/Reno
2 Guy Benjamin	QB	Stanford	7a Karl Baldschwiler	T	Oklahoma
3a Lyman Smith	DT	Duke	(from Cleveland for Paul Warfield)		
(from NY Giants for Larry Csonka)			7b Lloyd Henry	WR	NE Missouri
3b Jimmy Cefalo	WR	Penn State	8 Sean Clancy	LB	Amherst
4a Gerald Small	CB	San Jose St.	9 Bruce Hardy	TE	Arizona St.
(from Cleveland for Paul Warfield)			10 x-Mark Dennard	C	Texas A&M
4b Eric Laake	T	Tulane	11 TO SEATTLE for Carl Barisich		
5a Ted Burmeier	S	Notre Dame	12a Mike Moore	RB	Middle Tenn.
(from Tampa Bay for Jeris White)			12b Bill Kenney	QB	Northern Colo.
5b TO SAN FRAN in Delvin Williams deal			(from Denver for Jim Kiick)		

x-injured reserve '78

1979 DRAFT CHOICES (24-25)

1 Jon Giesler	T	Michigan	7 Uwe von Schamann	K	Oklahoma
2 Jeff Toews	G	Washington	8a x-Jeff Groth	WR	Bowling Green
3a Tony Nathan	RB	Alabama	(from Washington for Jim Mandich)		
(from Tampa Bay for Randy Crowder)			8b Glenn Blackwood	S	Texas
3b Mel Land	LB	Michigan St.	(from Denver for Jim Kiick)		
(from NY Giants for Larry Csonka)			8c TO TAMPA BAY for Council Rudolph		
3c Ronnie Lee	TE	Baylor	9 Jeff Weston	DT	Notre Dame
(from New Orleans for Don Reese)			10a Jerome Stanton	CB	Michigan St.
3d TO ATLANTA for Ralph Ortega			(from Detroit for Karl Baldschwiler)		
4 Steve Howell	RB	Baylor	10b Mike Kozlowski	S	Colorado
5 Don Bessilleu	S	Georgia Tech	11 Mike Blanton	DE	Georgia Tech
6 Steve Lindquist	G	Nebraska	12 Larry Fortner	QB	Miami (Ohio)

x-missed final cut but played 4 games

1980 DRAFT CHOICES (21)

1 Don McNeal	CB	Alabama	8b David Woodley	QB	Louisiana St.
2 Dwight Stephenson	C	Alabama	(from Washington for Jim Mandich)		
3 Bill Barnett	DE	Nebraska	9 Mark Goodspeed	OT	Nebraska
4 Elmer Bailey	WR	Minnesota	10a Doug Lantz	C	Miami (Ohio)
5 TO WASHINGTON in Benny Malone deal			10b Ben Long	LB	South Dakota
6 Eugene Byrd	WR	Michigan St.	(from Philadelphia, past considerations)		
7 Joe Rose	TE	California	11a Phil Driscoll	DE	Mankato St.
8a Jeff Allen	CB	Cal-Davis	(from San Francisco for Chas. Cornelius)		
			11b TO PHILADELPHIA, past considerations		
			12 Chuck Stone	G	N. Carolina St.

DOLPHIN TRADING HISTORY

PLAYER-FOR-PLAYER TRADES

1966

LB Ron Caveness to Houston for QB Billy Anderson, rights (1965 redshirt draftee of Oilers)

1967

S John McGeever to San Diego for DE Bob Petrich
C Mike Hudock to New York Jets for OT Nick DeFelice (4-5)
TE Bill Cronin to Denver for DT Ray Jacobs (5-4)
G Ernie Park, QB George Wilson Jr., DE Earl Faison and RB Cookie Gilchrist to Denver for LB Jerry Hopkins, RB Abner Haynes, DE Danny LaRose and 6th pick in 1968 (6-27)

1969

QB Kim Hammond, LB John Bramlett and 5th pick in 1970 for LB Nick Buoniconti (3-24)
CB Mack Lamb to San Diego for G Larry Little (7-2)

1970

CB Dick Westmoreland to Minnesota for G Bookie Bolin (5-1)
S Tom Beier to San Francisco for T—C Lance Olsen (5-1)
WR Jack Clancy to Green Bay in compensation for TE Marv Fleming (5-18)

1971

C Carl Mauck to San Diego for DT Tony Liscio and 4th pick in 1972 (9-8)

1972

LB Dale Farley to Buffalo for DT Jim Dunaway (6-7)
DT Frank Cornish to Buffalo for G-C Howard Kindig and 5th pick in 1973

1973

WR Otto Stowe to Dallas for WR Ron Sellers and 2nd pick in 1974 (5-10)
RB Hubert Ginn to Baltimore for RB Don Nottingham, 6th pick in 1974 (10-2)
DT Mike Kadish to Buffalo for C-G Irv Goode (8-27)

1975

WR Marlin Briscoe and RB Hubert Ginn to St. Louis for RB Donny Anderson and compensation for TE Jim McFarland (5-6)
LB Bruce Bannon to San Diego for DE Pete Lazetich (7-23)

1976

FS Jake Scott and 4th pick in 1977 to Washington for FS Bryant Salter (8-24)

1977

OT Darryl Carlton to Tampa Bay for OT Mike Current and 5th pick in 1978 (8-8)

1978

WR Freddie Solomon, S Vern Roberson, 1st and 5th picks in 1978 to San Francisco for RB Delvin Williams (4-17)
RB Benny Malone and 5th pick in 1980 to Washington for FB Jim Braxton and 3rd pick in 1979 (10-10)

1980

RB Gary Davis and CB Norris Thomas to Tampa Bay for FB Jimmy DuBose and 2nd pick in 1981 (8-25)

PLAYER-FOR-DRAFT PICKS

1966

QB George Wilson Jr. from Buffalo 13th in 1967
RB Jack Spikes to Buffalo (8-30) 5th in 1967
DT Jerry Oliver to Denver 12th in 1967
TE Bill Cronin from Oakland 8th in 1967
RB Cookie Gilchrist from Denver (11-10) 3rd, 5th in 1967

1967

LB John Bramlett from Denver (7-25) 4th in 1968
TE Dave Kocourek to Oakland (9-5) 8th in 1968
QB Jon Brittenum to San Diego 3rd in 1968
QB Billy Anderson to Houston 9th in 1968
QB Archie Roberts from NY Jets (9-26) 8th in 1968
QB John Stofa to Cincinnati (12-26) 1st, 2nd in 1968

1968

LB Tom Erlandson to San Diego (8-19) 7th in 1969
WR John Roderick to Oakland (8-21) 5th in 1969

1970	
WR Paul Warfield from Cleveland (1-26)	1st in 1970
C Bob DeMarco from Pittsburgh (8-31)	8th in 1971
WR Willie Richardson from Pittsburgh (9-15)	5th in 1971
1971	
LB Bob Matheson from Cleveland (9-1)	2nd in 1972
DE Russell Price from Houston	10th in 1972
QB John Stofa to Denver (11-23)	7th in 1972
1972	
WR Marlin Briscoe from Buffalo (6-7)	1st in 1973
OT Wayne Mass to New England	7th in 1973
G-C Bill Griffin to New England	7th in 1973
C Bob DeMarco to Cleveland (9-26)	7th in 1973
1973	
QB Jim Del Gaizo to Green Bay (8-22)	2nd in 1974, 1975
CB Dave McCurry to Chicago	9th in 1974
K Jeff White to New Orleans (8-29)	7th in 1974
1974	
QB Joe Theismann to Washington (1-25)	1st in 1976
DT Larry Woods to NY Jets (8-7)	6th in 1975
WR Charley Wade to Chicago (8-9)	10th in 1975
RB Ed Jenkins to NY Giants (8-17)	14th in 1975
G-C Howard Kindig to Washington (8-21)	10th in 1975
OT John Mooring from NY Jets (8-28)	6th in 1975
WR Bo Rather to Chicago (9-10)	3rd in 1977
1975	
CB Henry Stuckey to NY Giants (1-28)	5th in 1975
DE Karl Lorch, rights to Washington (1-30)	10th in 1976
RB Norm Bulaich from Philadelphia (7-9)	4th in 1976
LB Larry Ball, 5th in 1976 to Detroit (9-7)	4th in 1976
WR Mel Baker to New Orleans (9-9)	7th in 1976
1976	
LB Rodrigo Barnes to St. Louis (4-6)	12th in 1976
RB Mercury Morris to San Diego (8-24)	4th in 1977
LB Andy Selfridge from NY Giants (9-2)	6th in 1977
CB Ken Ellis from Houston (9-21)	3rd, 4th in 1977*
*4th obtained for Mercury Morris	
1977	
LB Ray Nettles, rights to Tampa (1-21)	5th, 6th in 1977
WR Barry Smith from Tampa Bay and	
T Randy Young from Tampa Bay (2-7)	6th in 1977
DT Carl Barisich from Seattle (7-20)	11th in 1978
OT Steve Young from Tampa Bay (8-30)	5th in 1978*
*5th obtained in Darryl Carlton trade	
CB Jeris White to Tampa Bay (9-5)	5th in 1978
1978	
TE Jim Mandich to Washington (5-11)	8th in 1979, 1980
DE Council Rudolph from Tampa Bay (7-5)	8th in 1979
OT Karl Baldischwiler to Detroit (8-28)	10th in 1979
1979	
FS Neal Colzie from Oakland (3-22)	3rd in 1979*
*3rd obtained in Benny Malone trade	
LB Ralph Ortega from Atlanta (4-18)	3rd in 1979
CB Charles Cornelius to San Francisco (8-21)	11th in 1980
FB Leroy Harris to Philadelphia (8-27)	5th in 1981
1980	
QB Guy Benjamin to New Orleans (8-28)	4th in 1981
C Jim Langer to Minnesota (9-24)	6th in 1981
	and 5th in 1982
1981	
LB Bob Brudzinski from Los Angeles (4-28)	3rd in 1981
2nd obtained in Davis/Thomas trade	and 2nd in 1982



'80 Game-by-Game

Buffalo 17, Miami 7

Orchard Park, N.Y., Sept. 7 — The Bills ended a decade of frustration and an NFL-record 20 consecutive losses to the Dolphins, and a sellout crowd of 79,598 toppled the goalposts in celebration. Quarterback Joe Ferguson, who had lost 15 times to the Dolphins, directed a 68-yard touchdown drive capped by a four-yard rollout pass to fullback Roosevelt Leaks with 3:42 remaining. That gave the Bills a 10-7 edge, and an interception by linebacker Isiah Robertson and his 39-yard return set up a clinching two-yard TD plunge by rookie Joe Cribbs. The Dolphins couldn't discourage the Bills with five interceptions and two fumble recoveries (rookie cornerback Don McNeal figured in three takeaways). QB Bob Griese flipped a four-yard TD pass to halfback Tony Nathan in the third quarter. But a Bills defense led by safety Jeff Nixon's three interceptions kept the visitors in check.

Miami	0	0	7	0	—	7			
Buffalo	0	3	0	14	—	17			
Buffalo — FG N. Mike-Mayer	40						First Downs	13	22
Miami — Nathan 4 pass from Griese							Rushes—Yards	22-90	43-144
(von Schamann kick)							Passing Yards	116	213
Buffalo — Leaks 4 pass from Ferguson							Total Yards	200	357
(N. Mike-Mayer kick)							Had QB Sacked	3-29	0-0
Buffalo — Cribbs 2 run							Passes	26-15-4	33-21-5
(N. Mike-Mayer kick)							Punts	5-38.8	2-17.0
							Fumbles/Lost	4/2	4/2
							Penalties/Yards	6/59	9/44

A — 79,312 paid, 79,598 actual

INDIVIDUAL LEADERS

RUSHING — Miami: Howell 6-43, Williams 13-36, Nathan 2-11, Griese 1-0.
Buffalo: Cribbs 18-60, Leaks 7-35, Brown 13-30, Ferguson 4-16, Miller 1-3.
PASSING — Miami: Griese 18-11-2, 101 yards, one TD; Strock 8-4-2, 38 yards.
Buffalo: Ferguson 32-20-5, 198 yards, one TD; Cater 1-1, 15 yards.
RECEIVING — Miami: Harris 3-42, Williams 5-32, Hardy 2-21, Moore 1-19.
Buffalo: Cribbs 9-71, Lewis 3-36, Piccone 2-23, Butler 2-36, Leaks 2-22.

Miami 17, Cincinnati 16

Miami, Sept. 14 — An inspired 10-point rally in the final minutes wrought a Dolphin victory with Uwe von Schamann booting a 39-yard field goal at 1:55 remaining. Nat Moore snagged a 15-yard touchdown pass from Don Strock on the first play of the fourth quarter, but the Bengals tackled fullback Steve Howell for a safety with 6:12 to play for a 16-7 bulge. Punter George Roberts executed a squib kick which rookie Jeff Allen recovered at the Miami 35. A bizarre TD on a fumble recovery by Nick Giaquinto in the end zone (Duriel Harris had caught a 33-yard pass but he fumbled and the ball bounced another 12 yards) brought the Dolphins within 16-14. Then rookie Bill Barnett blocked an attempted punt by Pat McNally at the Cincinnati 30, and three running plays set the stage for von Schamann's kick.

Cincinnati	0	7	7	2	—	16			
Miami	0	0	0	17	—	17			
Cin — Bass 5 pass from Thompson							First Downs	18	14
(Sunter kick)							Rushes — Yards	40-169	30-118
Miami — Johnson 2 run (Sunter kick)							Passing Yards	145	131
Miami — Moore 15 pass from Strock							Total Yards	314	249
(von Schamann kick)							Had QB Sacked	1-12	4-50
Cin — Safety, R. Williams tackled							Passes	32-17-1	25-13-1
Howell in end zone							Punts	8-32.8	5-39.6
Miami — Giaquinto fumble recovery							Fumbles/Lost	2/0	4/1
in end zone, by Harris							Penalties/Yards	7/55	5/30
(von Schamann kick)									

A — 45,480 paid, 38,322 actual

INDIVIDUAL LEADERS

RUSHING — Cincinnati: Griffin 18-51, Alexander 8-50, Johnson 10-32.
Miami: Williams 16-65, Howell 11-47, Testerman 1-5, Nathan 1-4.
PASSING — Cincinnati: Anderson 8-2-0, 21 yards, no TD; Thompson 24-15-1, 136 yards, one TD.
Miami: Griese 8-3-1, 36 yards, no TD; Strock 17-10-0, 145 yards, one TD.
RECEIVING — Cincinnati: Bass 5-42, Curtis 3-27, M. Harris 2-39, Griffin 2-15.
Miami: Moore 3-45, Williams 3-37, Howell 3-24, Harris 2-62, Hardy 1-6.

Miami 20, Atlanta 17

Atlanta, Sept. 21 — Quarterback Bob Griese sparked a 17-point rally in the fourth quarter for the 100th victory of his 14-year career. Griese won it the same way he posted his first win as a rookie in 1967, by coming off the bench. He relieved Don Strock late in the first half. An 87-yard kickoff return by Don Bessillieu ignited the comeback, and Griese flipped short touchdown passes to tight ends Bruce Hardy and Ronnie Lee at 12:40 and 4:24, respectively, to tie it at 17-all. Nose tackle Bob Baumhower blocked Tim Mazzetti's attempted 50-yard field goal with 2:03 on the clock. Then a 33-yard hookup from Griese to Nat Moore plus a penalty moved the Dolphins into position for Uwe von Schamann's winning 27-yard field goal with 32 seconds to play.

Miami	3	0	0	17	—	20			
Atlanta	0	7	7	3	—	17			
Miami — FG von Schamann	28						First Downs	19	18
Atlanta — Jackson 6 pass from							Rushes—Yards	31-60	21-49
Bartkowski (Mazzetti kick)							Passing Yards	186	310
Atlanta — Miller 7 pass from							Total Yards	246	359
Bartkowski (Mazzetti kick)							Had QB Sacked	3-29	3-22
Atlanta — FG Mazzetti	37						Passes	36-20-1	36-18-0
Miami — Hardy 1 pass from Griese							Punts	7-43.3	6-35.3
(von Schamann kick)							Fumbles/Lost	1/0	3-2
Miami — Lee 4 pass from Griese							Penalties/Yards	6/43	11/94
(von Schamann kick)									

A — 58,558 paid, 55,479 actual

INDIVIDUAL LEADERS

RUSHING — Miami: Williams 20-40, Howell 9-12, Nathan 1-3, Giaquinto 1-5.
Atlanta: Andrews 6-21, Cain 9-20, Mayberry 2-7, Bartkowski 3-3.
PASSING — Miami: Strock 21-10-0, 75 yards, no TD; Griese 14-10-1, 140 yards, 2 TDs; Moore 1-0-0. Atlanta: Bartkowski 36-18-0, 332 yards, 2 TDs.
RECEIVING — Miami: Harris 4-56, Williams 4-32, Hardy 4-25, Moore 2-50.
Atlanta: Jenkins 4-136, Francis 3-75, Miller 3-58, Andrews 3-23, Cain 3-27.

Miami 21, New Orleans 16

Miami, Sept. 28 — With second-half touchdown drives of 91, 82 and 49 yards, quarterback Bob Griese spurred the Dolphins to their third "miracle" finish in three Sundays. The Dolphins wiped out a 16-0 deficit with Griese's 241-yard passing exhibition in the second half. Running back Tony Nathan caught seven passes for 118 yards, and a 54-yard bomb from Griese to Duriel Harris set up one touchdown. Delvin Williams spurred eight yards for the winning score with 2:36 remaining. New Orleans built a 9-0 halftime lead while the Dolphin rookie David Woodley was intercepted three times in his first start. Ike Harris caught a 25-yard TD pass from Archie Manning in the third quarter and Harris also leaped to snare an apparent TD on the game's final play but it was nullified by offensive pass interference.

New Orleans	0	9	7	0	—	16			
Miami	0	0	0	21	—	21			
New Or — FG Ricardo	34						First Downs	17	22
New Or — FG Ricardo	36						Rushes — Yards	31-80	31-128
New Or — FG Ricardo	39						Passing Yards	183	296
New Or — Ike Harris 25 pass from							Total Yards	263	424
Manning (Ricardo kick)							Had QB Sacked	2-18	1-6
Miami — Howell 1 run							Passes	36-20-2	38-20-3
(von Schamann kick)							Punts	7-34.4	6-35.8
Miami — Lee 5 pass from Griese							Fumbles/Lost	1/1	4/2
(von Schamann kick)							Penalties/Yards	4/38	4/28

A — 46,599 paid, 40,946 actual

INDIVIDUAL LEADERS

RUSHING — New Or: Wilson 21-57, Muncie 5-10, Holmes 3-7, Galbreath 1-3.
Miami: Williams 19-79, Howell 8-22, Giaquinto 1-5, Nathan 1-0.
PASSING — New Or: Manning 35-20-2, 201 yards, one TD, Holmes 1-0-0.
Miami: Woodley 15-4-3, 61 yards, no TD; Griese 23-16-0, 241 yards, one TD.
RECEIVING — New Or: Holmes 7-54, Chandler 4-26, I. Harris 3-54, Wilson 3-47.
Miami: Nathan 7-118, D. Harris 4-82, Moore 4-51, Hardy 2-16, Cefalo 1-23.

Baltimore 30, Miami 17

Miami, Oct. 5 — Quarterback Bert Jones proved unstoppable in the second half, spurring the Colts on touchdown drives of 80, 71 and 34 yards to overtake the Dolphins. As it turned out, it was the final game in the career of quarterback Bob Griese, who suffered a severely sprained right shoulder when he was hit by defensive end Mike Ozdowski after releasing a pass. Griese exited with seven minutes to play. Jones, who had missed the last four Dolphin-Colts games in 1978 and 1979, upped his career record against Miami 7-2. He completed 18 of 26 passes for 282 yards and three touchdowns including two TD strikes to Roger Carr. Jones also scrambled nine yards for the clinching TD with 7:31 remaining. Griese had built a 17-10 halftime edge by hitting 17 of 26 passes for 222 yards and TDs to rookie Nick Giaquinto and Duriel Harris.

Baltimore	10	0	7	13	—	30	Balt —	Jones 9 run (kick blocked)
Miami	3	14	0	0	—	17		
Balt —	Carr 25 pass from Jones (S. Mike-Mayer kick)	First Downs	Balt	Miami				
Balt —	FG S. Mike-Mayer 45	Rushes-Yards	25	20				
Miami —	FG von Schamann 24	Passing Yards	40-154	22-78				
Miami —	Giaquinto 15 pass from Griese (von Schamann kick)	Total Yards	282	278				
Miami —	Harris 4 pass from Griese (von Schamann kick)	Had QB Sacked	436	356				
Balt. —	Dickey 1 pass from Jones (S. Mike-Mayer kick)	Passes	0-0	1-8				
Balt. —	Carr 8 pass from Jones (S. Mike-Mayer kick)	Punts	26-18-0	39-23-0				
		Fumbles/Lost	2-40.5	3-41.7				
		Penalties/Yards	1/1	1/1				
			6/45	2/10				
		A —	53,838 paid, 50,631 actual					

INDIVIDUAL LEADERS

RUSHING — Balt: Washington 13-74, Dickey 11-28, Sims 10-29, McCauley 4-12.
Miami: Howell 10-31, Williams 8-29, Nathan 3-15, Moore 1-3.
PASSING — Baltimore: Jones 26-18-0, 282 yards, 3 TDs.
Miami: Griese 37-21-0, 272 yards, 2 TDs; Woodley 2-2-0, 14 yards.
RECEIVING — Balt: Carr 6-87, Washington 4-75, Butler 2-57, Burke 2-24.
Miami: Moore 5-64, Harris 4-54, Giaquinto 4-44, Rose 2-55, Nathan 4-33.

New England 34, Miami 0

Foxboro, Mass., Oct. 12 — For the first time in 10 years, the Dolphins were held scoreless and netted an all-time low of 88 yards total offense. New England mounted a 17-0 halftime advantage behind quarterback Steve Grogan, who fired a 33-yard touchdown pass to Harold Jackson moments after rookie halfback Vagas Ferguson had sprinted 44 yards. The Dolphins' defense kept things respectable with three interceptions (two by Don McNeal) and four QB sacks, but the Patriots pulled away in the fourth quarter with Matt Cavanaugh at the controls. Dolphin punter George Roberts tied a club record with 10 punts for a 44.5-yard average. QB Don Strock suffered a mild concussion in the second period and rookie David Woodley was harassed the remainder of the day.

Miami	0	0	0	0	—	0	First Downs	Miami	New Eng.
New Eng.	10	7	0	17	—	34	Rushes-Yards	20-61	44-180
NE —	FG Smith 30	Passing Yards	27	180			Total Yards	88	360
NE —	Calhoun 1 run (Smith kick)	Had QB Sacked	5-37	4-41			Passes	35-14-4	24-15-3
NE —	Jackson 33 pass from Grogan (Smith kick)	Punts	10-44.5	4-47.8			Fumbles/Lost	4/0	1/1
NE —	Francis 12 pass from Cavanaugh (Smith kick)	Penalties/Yards	3/39	5/35					
NE —	FG Smith 36	A —	60,392 paid, 60,377 actual						
NE —	Clark 14 run (Smith kick)								

INDIVIDUAL LEADERS

RUSHING — Miami: Howell 7-24, William 7-16, Nathan 3-15.
New England: Ferguson 14-82, Clark 7-37, Calhoun 12-31, Foreman 8-24.
PASSING — Miami: Strock 7-3-2, 16 yards; Woodley 28-11-2, 48 yards.
New England: Grogan 18-11-3, 173 yards, one TD; Cavanaugh 6-4-0, 48 yards, one TD.
RECEIVING — Miami: Giaquinto 4-9, Williams 3-14, Nathan 2-15, Harris 1-10.
New England: Jackson 4-92, Morgan 4-60, Francis 4-51.

Miami 17, Buffalo 14

Miami, Oct. 19 — Workhorse fullback Terry Robiskie, signed as a free agent only 16 days earlier, powered 84 yards on 18 carries to lead a ball-control Dolphin offense. Rookie quarterback David Woodley got another starting call three weeks after a woeful debut against New Orleans, and he completed 11 of 17 passes. He threw a three-yard touchdown strike to Nat Moore just 22 seconds before halftime. The defense had staked Miami to a 7-0 lead when end Vern Den Herder forced the first of three fumbles by Bills rookie Joe Cribbs and safety Don Bessillieu snatched the ball and dashed 44 yards for a score. The Bills marched 66 yards with the passing of Joe Ferguson (seven straight completions), but the seven-yard TD toss to Jerry Butler came with only 1:19 to play.

Buffalo	0	0	7	7	—	14	First Downs	Buffalo	Miami
Miami	7	7	3	0	—	17	Rushes — Yards	18	15
Miami —	Bessillieu 44 return of fumble (von Schamann kick)	Passing Yards	23-68	44-149			Total Yards	221	83
Miami —	Moore 3 pass from Woodley (von Schamann kick)	Had QB Sacked	289	232			Passes	0-0	1-10
Buffalo —	Cribbs 2 run (N. Mike-Mayer kick)	Punts	42-24-0	17-11-1			Fumbles/Lost	6-43.2	5-43.8
Miami —	FG von Schamann 23	Penalties/Yards	4/3	3/2					
Buffalo —	Butler 7 pass from Ferguson (N. Mike-Mayer kick)	A —	49,499 paid, 41,636 actual						

INDIVIDUAL LEADERS

RUSHING — Buffalo: Cribbs 14-38, Brown 6-17, Ferguson 2-8, Miller 1-5.
Miami: Robiskie 18-84, Woodley 9-31, Williams 16-31, Nathan 1-3.
PASSING — Buffalo: Ferguson 42-24-0, 221 yards, one TD.
Miami: Woodley 17-11-1, 93 yards, one TD.
RECEIVING — Buffalo: Lewis 4-71, Butler 5-52, Cribbs 6-33, Brown 3-19.
Miami: Moore 4-39, Williams 3-22, Rose 2-17, Nathan 1-9, Harris 1-6.

New York Jets 17, Miami 14

New York, Oct. 27 — A touchdown pass from David Woodley to Joe Rose was nullified by a holding penalty on the first series, and it was all downhill for the Dolphins on Monday night TV. Quarterback Richard Todd marched the Jets 99 yards in 17 plays for their first touchdown, set up by a 22-yard gain on a flare pass to Scott Dierking. On their third possession, the Jets drove 74 yards in 14 plays with Todd scrambling 16 yards for the TD just 59 seconds before halftime. It was Miami's fifth scoreless first half in eight games. The Dolphins averted a shutout in the final minute when Woodley fired an 11-yard TD pass to Tony Nathan on fourth-and-goal. Then Miami's Jeff Allen retrieved an onside kick. Woodley quickly took the Dolphins 62 yards on four passes and Nathan got the 63rd yard on a vault over tackle.

Miami	0	0	0	14	—	14	First Downs	Miami	NY Jets
NY Jets	0	14	0	3	—	17	Rushes — Yards	20	20
NYJ —	Dierking 1 run (Leahy kick)	Passing Yards	22-71	43-159			Total Yards	208	184
NYJ —	Todd 16 run (Leahy kick)	Had QB Sacked	279	323			Passes	2-16	2-11
NYJ —	FG Leahy 48	Punts	42-22-2	20-11-3			Fumbles/Lost	4-39.3	1-43.0
Miami —	Nathan 11 pass from Woodley (von Schamann kick)	Penalties/Yards	2/23	2/15					
Miami —	Nathan 1 run (von Schamann kick)	A —	59,677 paid, 53,046 actual						

INDIVIDUAL LEADERS

RUSHING — Miami: Williams 11-43, Robiskie 8-27, Nathan 1-1.
NY Jets: Dierking 10-53, Long 16-48, Todd 6-15, Harper 7-17.
PASSING — Miami: Woodley 42-22-2, 224 yards, one TD.
NY Jets: Todd 20-11-3, 175 yards, no TD.
RECEIVING — Miami: Harris 4-73, Nathan 4-46, Moore 4-27, Giaquinto 3-36.
NY Jets: Harper 4-74, Gaffney 2-31, Long 2-19, Dierking 1-22.

Oakland 16, Miami 10

Oakland, Nov. 2 — A swarming Raider defense limited the Dolphins to one first down and 19 yards in their last five possessions and protected a six-point lead. Oakland quarterback Jim Plunkett hurled first-half touchdown passes of 13 yards to Ray Chester and 17 yards to Bob Chandler, sandwiching a 48-yard field goal by Chris Bahr. QB Don Strock replaced David Woodley at halftime; the Dolphins failed to score a TD in the first half for the seventh time in nine games. A fumble recovery by safety Glenn Blackwood at the Oakland 35 and a 19-yard pass from Strock to Nat Moore put the Dolphins in position for a two-yard TD plunge by Terry Robiskie. Interceptions by Larry Gordon and Gerald Small plus a 71-yard punt by George Roberts helped the Dolphins blank the Raiders in the second half.

Miami	0	3	7	0	—	10		
Oakland	6	10	0	0	—	16		
Oak — Chester 13 pass from Plunkett (kick failed)							First Downs	Miami 10 Oakland 20
Miami — FG von Schamann 35							Rushes — Yards	24-63 43-192
Oak — FG C. Bahr 48							Passing Yards	103 137
Oak — Chandler 17 pass from Plunkett (C. Bahr kick)							Total Yards	166 329
Miami — Robiskie 2 run (von Schamann kick)							Had QB Sacked	1-11 3-20
							Passes	25-14-3 26-16-3
							Punts	6-47.2 5-47.4
							Fumbles/Lost	0/0 4/1
							Penalties/Yards	1/5 7/65
							A — 47,274 paid, 46,378 actual	

INDIVIDUAL LEADERS

RUSHING — Miami: Robiskie 11-28, Williams 8-17, Woodley 3-13.
Oakland: van Eeghen 16-78, Whittington 10-55, King 11-28, Plunkett 3-27.
PASSING — Miami: Woodley 16-11-2, 75 yards, no TD; Strock 9-3-1, 39 yards, no TD.
Oakland: Plunkett 26-16-3, 157 yards, 2 TDs.
RECEIVING — Miami: Moore 4-30, Robiskie 3-24, Williams 3-10, Harris 2-22.
Oakland: Whittington 4-52, King 4-22, Branch 3-23, Chandler 2-31.

Miami 35, Los Angeles 14

Anaheim, Ca., Nov. 9 — Rookie quarterback David Woodley ramrodded one of the biggest upsets in Dolphin history with a five-touchdown performance against the defending NFC champions. Woodley passed for three TDs and scrambled twice for scores as the Dolphins rolled up 280 yards rushing. Woodley was never sacked, and he eluded the Rams' pass rush for TD runs of six and 10 yards. He completed 17 of 28 passes for 161 yards with TD passes of 31 yards to Tony Nathan, six yards to Nat Moore and two yards to Bruce Hardy. Delvin Williams rushed for 151 yards including a 65-yard sprint, and Nathan amassed 128 yards with 57 rushing and 71 receiving. Miami's defense intercepted Vince Ferragamo four times, and an end-zone theft by safety Don Bessillieu in the fourth quarter sealed the win.

Miami	7	14	7	7	—	35
Los Angeles	0	7	0	7	—	14
Miami — Nathan 31 pass from Woodley (von Schamann kick)						
Miami —	Woodley 6 run	(von Schamann kick)				
LA —	J. Thomas recovered blocked punt in end zone (Corral kick)					
Miami —	Moore 6 pass from Woodley	(von Schamann kick)				
Miami —	Woodley 10 run	(von Schamann kick)				
LA —	Hicks 32 pass from Ferragamo	(Corral kick)				
Miami — Hardy 2 pass from Woodley (von Schamann kick)						
		Miami	LA			
First Downs		27	20			
Rushes — Yards		44-280	18-108			
Passing Yards		161	176			
Total Yards		441	284			
Had QB Sacked		0-0	3-33			
Passes		29-17-0	42-19-4			
Punts		4-32.3	5-35.8			
Fumbles/Lost		1/1	0/0			
Penalties/Yards		7/55	7/49			
A — 67,751 paid, 62,198 actual						

INDIVIDUAL LEADERS

RUSHING — Miami: Williams 12-151, Nathan 8-57, Woodley 9-51.
LA: Tyler 9-37, Bryant 3-21, Guman 3-14, Hicks 1-19, Peacock 1-9.
PASSING — Miami: Woodley 28-17-0, 161 yards, 3 TDs; Nathan 1-0-0.
LA: Ferragamo 42-19-4, 209 yards, one TD.
RECEIVING — Miami: Nathan 7-71, Moore 3-33, Hardy 2-18, Lee 1-11.
LA: Bryant 5-22, Peacock 4-28, Hicks 3-55, Guman 3-37, Waddy 2-19.

Miami 17, San Francisco 13

Miami, Nov. 16 — More than 50 former Dolphins had assembled for a 15th anniversary reunion, and the "new generation" of Dolphins used a tactic of the Super Bowl years, killing the last 8½ minutes of the clock. Miami needed an 80-yard touchdown drive in the third quarter to overtake the persistent 49ers. Quarterback David Woodley completed all four passes for 57 yards on the nine-play drive, and Tony Nathan took a swing pass for the final eight yards. Woodley finished with a season-best 18-of-25 marksmanship for 222 yards including a 15-yard TD to Nat Moore. The 49ers' Steve DeBerg completed 15 consecutive passes in the first half and had 29-of-41 accuracy but no TDs and no gain longer than 19 yards. An interception by linebacker Ralph Ortega at the Miami 20 halted the 49ers' last threat.

San Fran.	7	0	6	0	—	13																																																																																																																																																																																																																																																																																																																																																																																																																																																																																																																																																																																																																																																																																																																																																																																																																																																																																																																																																																																																																																																																																																																																																																																																																																																																																																																																																																																																																																																							
-----------	---	---	---	---	---	----	--	--	--	--	--	--	--	--	--	--	--	--	--	--	--	--	--	--	--	--	--	--	--	--	--	--	--	--	--	--	--	--	--	--	--	--	--	--	--	--	--	--	--	--	--	--	--	--	--	--	--	--	--	--	--	--	--	--	--	--	--	--	--	--	--	--	--	--	--	--	--	--	--	--	--	--	--	--	--	--	--	--	--	--	--	--	--	--	--	--	--	--	--	--	--	--	--	--	--	--	--	--	--	--	--	--	--	--	--	--	--	--	--	--	--	--	--	--	--	--	--	--	--	--	--	--	--	--	--	--	--	--	--	--	--	--	--	--	--	--	--	--	--	--	--	--	--	--	--	--	--	--	--	--	--	--	--	--	--	--	--	--	--	--	--	--	--	--	--	--	--	--	--	--	--	--	--	--	--	--	--	--	--	--	--	--	--	--	--	--	--	--	--	--	--	--	--	--	--	--	--	--	--	--	--	--	--	--	--	--	--	--	--	--	--	--	--	--	--	--	--	--	--	--	--	--	--	--	--	--	--	--	--	--	--	--	--	--	--	--	--	--	--	--	--	--	--	--	--	--	--	--	--	--	--	--	--	--	--	--	--	--	--	--	--	--	--	--	--	--	--	--	--	--	--	--	--	--	--	--	--	--	--	--	--	--	--	--	--	--	--	--	--	--	--	--	--	--	--	--	--	--	--	--	--	--	--	--	--	--	--	--	--	--	--	--	--	--	--	--	--	--	--	--	--	--	--	--	--	--	--	--	--	--	--	--	--	--	--	--	--	--	--	--	--	--	--	--	--	--	--	--	--	--	--	--	--	--	--	--	--	--	--	--	--	--	--	--	--	--	--	--	--	--	--	--	--	--	--	--	--	--	--	--	--	--	--	--	--	--	--	--	--	--	--	--	--	--	--	--	--	--	--	--	--	--	--	--	--	--	--	--	--	--	--	--	--	--	--	--	--	--	--	--	--	--	--	--	--	--	--	--	--	--	--	--	--	--	--	--	--	--	--	--	--	--	--	--	--	--	--	--	--	--	--	--	--	--	--	--	--	--	--	--	--	--	--	--	--	--	--	--	--	--	--	--	--	--	--	--	--	--	--	--	--	--	--	--	--	--	--	--	--	--	--	--	--	--	--	--	--	--	--	--	--	--	--	--	--	--	--	--	--	--	--	--	--	--	--	--	--	--	--	--	--	--	--	--	--	--	--	--	--	--	--	--	--	--	--	--	--	--	--	--	--	--	--	--	--	--	--	--	--	--	--	--	--	--	--	--	--	--	--	--	--	--	--	--	--	--	--	--	--	--	--	--	--	--	--	--	--	--	--	--	--	--	--	--	--	--	--	--	--	--	--	--	--	--	--	--	--	--	--	--	--	--	--	--	--	--	--	--	--	--	--	--	--	--	--	--	--	--	--	--	--	--	--	--	--	--	--	--	--	--	--	--	--	--	--	--	--	--	--	--	--	--	--	--	--	--	--	--	--	--	--	--	--	--	--	--	--	--	--	--	--	--	--	--	--	--	--	--	--	--	--	--	--	--	--	--	--	--	--	--	--	--	--	--	--	--	--	--	--	--	--	--	--	--	--	--	--	--	--	--	--	--	--	--	--	--	--	--	--	--	--	--	--	--	--	--	--	--	--	--	--	--	--	--	--	--	--	--	--	--	--	--	--	--	--	--	--	--	--	--	--	--	--	--	--	--	--	--	--	--	--	--	--	--	--	--	--	--	--	--	--	--	--	--	--	--	--	--	--	--	--	--	--	--	--	--	--	--	--	--	--	--	--	--	--	--	--	--	--	--	--	--	--	--	--	--	--	--	--	--	--	--	--	--	--	--	--	--	--	--	--	--	--	--	--	--	--	--	--	--	--	--	--	--	--	--	--	--	--	--	--	--	--	--	--	--	--	--	--	--	--	--	--	--	--	--	--	--	--	--	--	--	--	--	--	--	--	--	--	--	--	--	--	--	--	--	--	--	--	--	--	--	--	--	--	--	--	--	--	--	--	--	--	--	--	--	--	--	--	--	--	--	--	--	--	--	--	--	--	--	--	--	--	--	--	--	--	--	--	--	--	--	--	--	--	--	--	--	--	--	--	--	--	--	--	--	--	--	--	--	--	--	--	--	--	--	--	--	--	--	--	--	--	--	--	--	--	--	--	--	--	--	--	--	--	--	--	--	--	--	--	--	--	--	--	--	--	--	--	--	--	--	--	--	--	--	--	--	--	--	--	--	--	--	--	--	--	--	--	--	--	--	--	--	--	--	--	--	--	--	--	--	--	--	--	--	--	--	--	--	--	--	--	--	--	--	--	--	--	--	--	--	--	--	--	--	--	--	--	--	--	--	--	--	--	--	--	--	--	--	--	--	--	--	--	--	--	--	--	--	--	--	--	--	--	--	--	--	--	--	--	--	--	--	--	--	--	--	--	--	--	--	--	--	--	--	--	--	--	--	--	--	--	--	--	--	--	--	--	--	--	--	--	--	--	--	--	--	--	--	--	--	--	--	--	--	--	--	--	--	--	--	--	--	--	--	--	--	--	--	--	--	--	--	--	--	--	--	--	--	--	--	--	--	--	--	--	--	--	--	--	--	--	--	--	--	--	--	--	--	--	--	--	--	--	--	--	--	--	--	--	--	--	--	--	--	--	--	--	--	--	--	--	--	--	--	--	--	--	--	--	--	--	--	--	--	--	--	--	--	--	--	--	--	--	--	--	--	--	--	--	--	--	--	--	--	--	--	--	--	--	--	--	--	--	--	--	--	--	--	--	--	--	--	--	--	--	--	--	--	--	--	--	--	--	--	--	--	--	--	--	--	--	--	--	--	--	--	--	--	--	--	--	--	--	--	--	--	--	--	--	--	--	--	--	--	--	--	--	--	--	--	--	--	--	--	--	--	--	--	--	--	--	--	--	--	--	--	--	--	--	--	--	--	--	--	--	--	--	--	--	--	--	--	--	--	--	--	--	--	--	--	--	--	--	--	--	--	--	--	--	--	--	--	--	--	--	--	--	--	--	--	--	--	--	--	--	--	--	--	--	--	--	--	--	--	--	--	--	--	--	--	--	--	--	--	--	--	--	--	--	--	--	--	--	--	--	--	--	--	--	--	--	--	--	--	--	--	--	--	--	--	--	--	--	--	--	--	--	--	--	--	--	--	--

INDIVIDUAL LEADERS

RUSHING — San Fran: Woods 6-16, Cooper 6-4, Ramson 1-4.
Miami: Williams 14-69, Robiskie 14-51, Woodley 9-25, Nathan 2-21.
PASSING — San Fran: DeBerg 41-29-1, 225 yards, one TD; Montana 4-3-0, 35 yards, no TD.
Miami: Woodley 25-18-1, 222 yards, two TDs.
RECEIVING — San Fran: Cooper 7-47, Solomon 7-62, Clark 7-72, Ramson 3-41.
Miami: Cefalo 3-83, Nathan 7-56, Moore 3-31, Robiskie 2-11, Rose 1-15.

San Diego 27, Miami 24

Miami, Nov. 20 — An interception by linebacker Woodrow Lowe and a 28-yard field goal by Rolf Benirschke stung the Dolphins in sudden-death overtime on Thursday night TV. Lowe intercepted David Woodley and dashed 28 yards to the Miami 12, putting the Chargers in range for Benirschke, the NFL runnerup in scoring. Quarterback Dan Fouts, who set an NFL record in 1980 with 4,715 yards passing, was matched by Woodley pass for pass. On a fourth-and-7 situation, Woodley hit Jimmy Cefalo with a 13-yard pass at the San Diego two-yard line to set up the tying touchdown by Delvin Williams on a fourth-down plunge with 1:21 remaining. Fouts passed for three TDs in the see-saw battle.

San Diego	7	10	7	0	3	—27	Miami — D. Williams 1 run		
Miami	7	10	0	7	0	—24	(von Schamann kick)		
Miami — Robiskie 6 run							SD — FG Benirschke 28		
(von Schamann kick)									
SD — C. Williams 4 pass from Fouts							San Diego	Miami	
(Benirschke kick)							First Downs	22	21
SD — FG Benirschke 37							Rushes — Yards	29-142	39-103
Miami — Nathan 7 pass from Woodley							Passing Yards	221	222
(von Schamann kick)							Total Yards	363	325
SD — Joiner 7 pass from Fouts							Had QB Sacked	1-5	5-29
(Benirschke kick)							Passes	41-25-0	34-22-2
Miami — FG von Schamann 48							Punts	5-38.0	2-46.5
SD — Jefferson 6 pass from Fouts							Fumbles/Lost	3/1	1/1
(Benirschke kick)							Penalties/Yards	6/81	7/40
							A — 66,009 paid, 63,013 actual		

INDIVIDUAL LEADERS

RUSHING — San Diego: Muncie 10-77, Thomas 14-50, Fouts 2-12.
Miami: Robiskie 10-35, Williams 17-19, Nathan 3-20, Woodley 8-28.
PASSING — San Diego: Fouts 41-25-0, 226 yards, 3 TDs.
Miami: Woodley 34-22-2, 251 yards, one TD.
RECEIVING — San Diego: Winslow 7-53, Joiner 5-53, Jefferson 3-37, Thomas 5-42.
Miami: Nathan 7-102, Bailey 2-64, Cefalo 3-33, Giaquinto 4-23, Moore 2-19.

Pittsburgh, Nov. 30 — The Steelers marched 98 yards in 15 plays for a clinching fourth-quarter touchdown following a Dolphin fumble at the goal line. Pittsburgh led, 16-3, when a perfectly executed 31-yard touchdown pass from David Woodley to Nat Moore opened the fourth quarter and pulled the Dolphins within 16-10. A fumble recovery on the ensuing kickoff and a penalty set up the Dolphins at the Pittsburgh 17. Five plays later, with second-and-goal from the one, Tony Nathan leaped for the end zone and lost the football in a collision with cornerback Ron Johnson. The Steeler drive was capped by a nine-yard TD burst by fullback Franco Harris, who gained 116 yards on 28 carries. Quarterback Terry Bradshaw passed for 289 yards including four hookups with Theo Bell for 173 yards.

[illegible]

RUSHING — Miami: Bennett 8-24, Williams 9-31, Woodley 2-15.
Pittsburgh: Harris 28-116, Bleier 5-18, Hawthorne 3-15.
PASSING — Miami: Woodley 28-14-1, 143 yards, one TD.
Pittsburgh: Bradshaw 31-13-1, 289 yards, one TD.
RECEIVING — Miami: Moore 5-76, Nathan 6-39, Hardy 1-15.
Pittsburgh: Bell 4-173, Bleier 3-36, Swann 2-35, Sweeney 1-22.

Miami, Dec. 8 — Uwe von Schamann booted his third game-winning field goal of the season, a 23-yard shot just 3:20 into sudden-death overtime, for the Dolphins' first overtime victory since 1971. The Dolphins knocked New England out of the playoff picture and avenged a 34-0 drubbing in October. Quarterback David Woodley heaved a 54-yard bomb to Duriel Harris, who outleaped Patriots' safety Tim Fox, and von Schamann was summoned immediately. Nose tackle Bob Baumhower had blocked a 35-yard field-goal attempt by NFL scoring leader John Smith on the final play of regulation. Woodley, who completed 11 straight passes, directed a 78-yard touchdown drive to tie it with 2:28 remaining. Woodley's nine-yard TD pass ricocheted from tight end Joe Rose to an alert Nat Moore in the end zone.

New Eng.	0	6	0	7	0	—13		New Eng	Miami
Miami	0	0	6	7	3	—16	First Downs	15	17
NE —	FG Smith 23						Rushes — Yards	33-120	29-118
NE —	FG Smith 33						Passing Yards	155	173
Miami —	FG von Schamann 27						Total Yards	275	291
Miami —	FG von Schamann 24						Had QB Sacked	2-20	2-19
NE —	Francis 38 pass from Cavanaugh (Smith kick)						Passes	17-13-0	25-15-0
Miami	Moore 8 pass from Woodley (von Schamann kick)						Punts	3-31-0	4-48-0
							Fumbles/Lost	1/0	1/0
							Penalties/Yards	5/49	5/33
Miami	FG von Schamann 23						A — 62,649 paid, 63,292 actual		

RUSHING — New England: Ferguson 12-47, Calhoun 14-45, Cavanaugh 3-15.
Miami: Bennett 15-77, Williams 9-24, Nathan 3-11, Woodley 2-6.

PASSING — New England: Cavanaugh 16-12-0, 163 yards, one TD; Jackson 1-1-0, 12 yards.

Miami: Woodley 24-15-0, 192 yards, one TD; Williams 1-0-0.

RECEIVING — New England: Francis 2-50, Westbrook 3-39, Morgan 2-29.

Miami: Harris 3-96, Bailey 2-41, Moore 2-20, Williams 3-7.

[illegible]

RUSHING — Miami: Bennett 20-86, Nathan 9-56, Williams 8-21.
Baltimore: Dickey 18-92, Sims 5-16, Washington 2-11.
PASSING — Miami: Woodley 29-91, 143 yards, 3 TDs.
Baltimore: Jones 35-16-2, 149 yards, one TD.
RECEIVING — Miami: Moore 3-49, Cefalo 2-43, Harris 1-15, Nathan 1-12.
Baltimore: Dickey 5-33, Butler 2-45, McCauley 3-20, Carr 1-9.

Miami, Dec. 20 — An NBC-TV experiment using no announcers for a national telecast was a somber backdrop to the Dolphins' sixth consecutive loss to the Jets. Rookie safety Darrol Ray snared a pass which bounced off Nat Moore, and Ray sped 71 yards for a touchdown that opened a 21-10 lead in the third quarter. The Dolphins wasted several scoring opportunities. Uwe von Schamann converted only one field goal in three attempts, and quarterback David Woodley was stopped on a fourth-down sneak at the Jets' five-yard line at the outset of the fourth quarter. Woodley capped a 57-yard drive with a two-yard TD scramble with 8:15 to play, but the Jets clinched it with Pat Leahy's 34-yard field goal at 2:57 and an end-zone interception by Don Dykes at 1:19.

NY Jets	7	7	7	3	—	24		NY Jets	Miami
Miami	10	0	0	7	—	17		18	22
Miami — FG von Schamann 21							First Downs		
NYJ — Dierking 1 run (Leahy kick)							Rushes — Yards	34-120	30-135
Miami — Harris 16 pass from Woodley (von Schamann kick)							Passing Yards	152	212
NYJ — Dierking 1 run (Leahy kick)							Total Yards	272	347
NYJ — Ray 71 interception return (Leahy kick)							Had QB Sacked	2-20	2-11
Miami — Woodley 1 run (von Schamann kick)							Passes	19-12-3	41-20-2
NYJ — FG Leahy 34							Punts	2-36.5	2-38.0
							Fumbles/Lost	2/2	1/0
							Penalties/Yards	7/55	5/30
							A — 47,920 paid, 41,854 actual		

RUSHING — NY Jets: Dierking 9-75, Todd 5-29, Newton 7-19.
Miami: Nathan 18-97, Howell 6-21, Woodley 1-14, Giaquinto 1-3.
PASSING — NY Jets: Todd 19-12-3, 172 yards, no TD.
Miami: Woodley 41-20-2, 223 yards, one TD.
RECEIVING — NY Jets: Walker 4-91, B. Jones 2-25, Shuler 1-26.
Miami: Harris 4-65, Lee 2-52, Nathan 4-27, Giaquinto 4-22.

1980 DOLPHIN RESULTS

PRESEASON (3-1)

Date	W-L	Opponent	Score	Paid Attendance
Aug. 10	W	DETROIT	17 7	41,345
Aug. 18	W	at Seattle	24 7	63,757
Aug. 23	L	MINNESOTA	10 17	41,986
Aug. 29	W	at New Orleans	20 0	51,473

REGULAR SEASON (8-8)

				Actual Attendance
Sept. 7	L	at Buffalo	7 17	79,598
Sept. 14	W	CINCINNATI	17 16	38,322
Sept. 21	W	at Atlanta	20 17	55,479
Sept. 28	W	NEW ORLEANS	21 16	40,946
Oct. 5	L	BALTIMORE	17 30	50,631
Oct. 12	L	at New England	0 34	60,377
Oct. 19	W	BUFFALO	17 14	41,636
Oct. 27	L	at New York Jets	14 17	53,046
Nov. 2	L	at Oakland	10 16	46,378
Nov. 9	W	at Los Angeles	35 14	62,198
Nov. 16	W	SAN FRANCISCO	17 13	45,135
Nov. 20	L	SAN DIEGO (ot)	24 27	63,013
Nov. 30	L	at Pittsburgh	10 23	51,384
Dec. 8	W	NEW ENGLAND (ot)	16 13	63,292
Dec. 14	W	at Baltimore	24 14	30,564
Dec. 20	L	NEW YORK JETS	17 24	41,854

(Regular-Season Averages: Home 48,104, Road 54,878)

TEAM STATISTICS

	Dolphins	Opponents
TOTAL FIRST DOWNS	284	309
By Rushing	107	107
By Passing	149	185
By Penalty	28	17
Third Down: Made/Att	90/232	115/239
Third-Down Efficiency	38.8	48.1
TOTAL NET YARDS	4564	5224
Average Per Game	285.3	326.5
Total Plays	1015	1062
Average Per Play	4.5	4.9
NET YARDS RUSHING	1876	2018
Average Per Game	117.3	126.1
Total Rushes	492	530
Average Per Rush	3.8	3.8
NET YARDS PASSING	2688	3206
Average Per Game	168.0	200.4
Tackled/Yards Lost	31/265	27/233
Gross Yards Passing	2953	3439
Attempts/Completions	492/267	505/290
Pct. of Completions	54.3	57.4
Had Intercepted	26	28
PUNTS/AVERAGE	79/41.5	72/37.3
NET PUNTING AVERAGE	35.2	32.7
PUNT RETURNS/AVERAGE	32/6.7	42/8.1
KICKOFF RETURNS/AVERAGE	61/20.2	53/22.8
PENALTIES/YARDS	74/567	108/923
FUMBLES/LOST	33/16	31/17
TOUCHDOWNS	32	36
By Rushing	9	13
By Passing	21	21
By Returns	2	2
EXTRA POINTS/ATTEMPTS	32/32	33/36
FIELD GOALS/ATTEMPTS	14/23	18/25
TOTAL POINTS	266	305

Score by Quarters:

DOLPHINS	47	65	37	114	3 — 266
OPPONENTS	54	100	65	83	3 — 305

RUSHING

	Att.	Yds.	Avg.	LG	TD	High Game
Williams	187	671	3.6	65	2	12-151
Nathan	60	327	5.5	18	1	18-97
Robiskie	78	250	3.2	36	2	18-84
Woodley	55	214	3.9	17	3	9-51
Howell	60	206	3.4	23	1	11-47
Bennett	43	187	4.3	19	0	20-86
Giaquinto	5	16	3.2	5	0	1-5
Testerman	1	5	5.0	5	0	1-5
Moore	1	3	3.0	3	0	1-3
Griese	1	0	0.0	0	0	1-0
Strock	1	-3				
TOTALS	492	1876	3.8	65	9	12-151
Opponents	530	2018	3.8	53	13	28-116

PASSING

	Att.	Comp.	Yds.	Pct.	TD	Int.	Pct. Int.	LG	Tackled
Woodley ..	327	176	1850	53.8	14	17	5.2	61	17/127
Griese ...	100	61	790	61.0	6	4	4.0	54	9/89
Strock ...	62	30	313	48.4	1	5	8.1	33	5/49
TOTAL ..	492*	267	2953	54.3	21	26	5.3	61	31/265
Opp. ...	505	290	3439	57.4	21	28	5.5	61	27/233

*Moore, Nathan and Williams each attempted one pass

RECEIVING

	No.	Yds.	Avg.	LG	TD	High Game
Nathan	57	588	10.3	61	5	7-118
Moore	47	564	12.0	33	7	5-76
Harris	33	583	17.7	54	2	4-82
Williams	31	207	6.7	19	0	5-32
Giaquinto	24	192	8.0	25	1	4-44
Hardy	19	159	8.4	19	2	4-25
Rose	13	149	11.5	50	0	2-55
Cefalo	11	199	18.1	52	1	3-83
Robiskie	13	60	4.6	15	0	3-24
Lee	7	83	11.9	41	2	2-52
Howell	5	38	7.6	13	0	3-24
Bailey	4	105	26.3	39	0	2-64
Bennett	3	26	8.7	19t	1	1-19
TOTALS	267	2953	11.1	61	21	7-118
Opponents	290	3439	11.9	61	21	4-173

INTERCEPTIONS

	No.	Yds.	Avg.	LG	TD
Small	7	46	6.6	22	0
McNeal	5	17	3.4	15	0
Bessillieu	4	13	3.3	12	0
Taylor	3	55	18.3	44	0
Rhone	3	33	11.0	12	0
Blackwood	3	0	0.0	0	0
*Ortega	1	17	13.0	13	0
Gordon	1	11	11.0	11	0
Bokamper	1	6	6.0	6	0
TOTALS	28	198	7.1	44	0
Opponents	26	386	14.8	71t	1

*includes 4 yards on lateral from Bokamper

PUNTING

	No.	Yds.	Avg.	TB	In 20	LG	Bk
Roberts	77	3279	42.6	8	18	71	2
TOTAL	79	3279	41.5	8	18	71	2
Opponents	72	2684	37.3	6	17	69	1

PUNT RETURNS

	No.	FC	Yds.	Avg.	LG	TD
Nathan	23	12	178	7.7	30	0
Giaquinto	7	1	35	5.0	15	0
Bessillieu	1	8	0	0.0	0	0
Blackwood	1	3	0	0.0	0	0
TOTALS	32	24	213	6.7	30	0
Opponents	42	6	339	8.1	35	0

KICKOFF RETURNS

	No.	Yds.	Avg.	LG	TD
Bessillieu	40	890	22.3	87	0
Giaquinto	9	146	16.2	22	0
Nathan	5	102	20.4	31	0
Harris	5	89	17.8	22	0
TOTALS	61*	1234*	20.2	87	0
Opponents	53	1210	22.8	52	0

*Barnett 1/7 and Allen 1/0

FIELD GOALS

	20-29	30-39	40-49	50+	Total	Pct.
von Schamann ..	9/10	3/5	*2/5	0/3	14/23	.609
Opponents	2/2	12/14	4/8	0/1	18/25	.720

von Schamann Sequence: (0) (46, 39x, 39) (28, 27) (0) (55x, 24, 48x) (0) (23) (0) (35, 21x, 53x) (0) (21) (48, 52x) (42) (27, 24, 23) (34) (21, 38b, 42x)

SCORING SUMMARY

	TDR	TDP	TDR	PAT	FGs	Points
von Schamann				32/32	14/23	74
Moore	0	7	0			42
Nathan	1	5	0			30
Woodley	3	0	0			18
Giaquinto	0	1	1			12
Hardy	0	2	0			12
Harris	0	2	0			12
Lee	0	2	0			12
Robiskie	2	0	0			12
Williams	2	0	0			12
x-Others	1	2	1			24
TOTALS	9	21	2	32/32	14/23	266
Opponents	13	21	2	33/36	18/25	305*

*safety as Howell tackled in end zone Sept. 14

x-Bennett, Bessillieu, Cefalo and Howell

1980 DEFENSIVE STATISTICS

(Initial Hits, Assists, Total Tackles)

Baumhower	88-47-135	McNeal	56-23-79
Chambers	66-62-128	Rhone	45-21-66
Blackwood	66-52-118	Small	24-15-39
Gordon	69-37-106	Taylor	28- 9-27
Bokamper	56-37-93	Foley	22- 9-31
Bessillieu	63-30-93	Towle	19- 8-27
Den Herder	51-41-92	Allen	12- 7-19
Duhe	44-40-84	Barisich	9- 8-17
Bettors	52-31-83	Shull	14- 3-17
Ortega	42-41-83	Beaudoin	7- 4-11
		Barnett	7- 2-9

QUARTERBACK SACKS (27): Bokamper 5½, Duhe 5½, Baumhower 4, Bettors 4, Gordon 3, Bessillieu, Den Herder, Rhone.

PASSES DEFENSED (107): Small 19, Blackwood 18, McNeal 17, Bessillieu 16, Taylor 6, Gordon 6, Bokamper 4, Bettors 3, Foley 3, Beaudoin 3, Rhone 3, Allen, Chambers, Baumhower, Den Herder.

RECOVERED OPPONENT FUMBLE (17): Baumhower 4, Blackwood 4, Bessillieu (TD), Gordon, Foley, Den Herder, Robiskie, McNeal, Bennett, Bettors, Barisich.

RECOVERED DOLPHIN FUMBLE (11): Newman 2, Giaquinto (TD), Bessillieu, Dennard, Green, Kuechenberg, Moore, Nathan, Small, Stephenson.

FUMBLES/LOST (33/16): Nathan 9/5, Williams 5/2, Bessillieu 4/1, Robiskie 2/2, Howell 3/1, Woodley 3/1, Harris 2/0, Griese 1/1, Bennett 1/1, Hardy 1/1, Moore 1/1, Strook 1/0.

FORCED FUMBLES (12): Bettors 3, Bessillieu 2, Ortega 2, Baumhower, Gordon, McNeal, Den Herder, Taylor.

BLOCKED KICKS (4): Punt by Barnett (9/14). Field Goals by Baumhower (9/21 and 12/8). PAT by Barisich (10/5).

1980 RUSHING GAME-BY-GAME

(Asterisks Indicate TDs)

	Opponent Totals	Dolphin Totals	Bennett	Howell	Woodley	Robiskie	Nathan	Williams
at Buffalo	43-144	22-90		6-43	DNP		2-11	13-36
CINCINNATI	40-169	30-118		11-47	DNP		1-4	16-65
at Atlanta	21-49	31-60		9-12	DNP		1-3	20-40
NEW ORLEANS	31-80	32-128		* 8-22	2-22		3-15	* 19-79
BALTIMORE	40-154	22-78		10-31	0-0	0-0	3-15	8-29
at New England	44-180	20-61		7-24	0-0	2-4	3-15	7-16
BUFFALO	23-68	44-149			9-31	18-84	1-3	16-31
at New York Jets	43-159	22-71			2-0	8-27	* 1-1	11-43
at Oakland	18-108	24-63			3-13	* 11-28	2-5	8-17
at Los Angeles	44-280	39-166			* 9-51	15-21	8-57	12-151
SAN FRANCISCO	17-29	39-103			9-25	2-21	2-21	14-69
SAN DIEGO	29-142	23-81	0-0		8-28	* 10-35	3-20	* 17-19
at Pittsburgh	42-168	29-118	8-24	1-3	3-15	DNP	2-8	9-31
NEW ENGLAND	33-120	29-77	15-77	0-0	2-6	DNP	3-11	9-24
at Baltimore	29-136	30-135	20-86	2-3	3-9	DNP	9-56	8-21
NEW YORK JETS	34-120	492-1876	DNP	6-21	* 5-14	DNP	18-97	DNP
TOTALS	530-2018	43-187	60-206	55-214	78-250	60-327	187-671	

Miscellaneous—Griese 1-0 at Buffalo; Strook 1-(-3) vs. Cincinnati; Testerman 1-5 vs. Cincinnati; Moore 1-3 vs. Baltimore; Giaquinto 1-5 at Atlanta, 1-5 vs. New Orleans, 1-2 at New England, 1-1 vs. San Diego and 1-3 vs. NY Jets

BEST 1980 PERFORMANCE—Delvin Williams, 12-151 at Los Angeles (11-9-80); **ALL-TIME RECORD—**Mercury Morris, 15-197 vs. New England (9-30-73).

LONGEST 1980 RUN—Delvin Williams, 65 yards at Los Angeles (11-9-80); **ALL-TIME RECORD—**Leroy Harris, 77 yards vs. Baltimore (12-5-77).

1980 RECEIVING GAME-BY-GAME

(Asterisks Indicate TDs)

	Nathan	Moore	Harris	Williams	Giaquinto	Hardy	Rose	Cetalo	Dolphin Totals	Opponent Totals
at Buffalo	3-19	1-19	3-42	5-32	1-6	2-21			15-139	21-213
CINCINNATI	1-7	3-45	2-62	3-37	0-0	1-6			13-181	17-157
at Atlanta	2-10	2-50	4-56	4-32	2-37	4-25			20-215	18-332
NEW ORLEANS	7-118	4-51	4-82	1-7	0-0	2-16			23-286	20-201
BALTIMORE	4-33	5-64	4-54	1-13	4-44	2-10		1-23	14-64	15-221
At New England	2-15	0-0	1-10	3-14	4-9	1-8			11-93	24-221
BUFFALO	1-9	4-39	1-6	3-22	0-0	0-0			22-224	11-175
at New York Jets	4-46	4-27	4-73	1-4	3-36	1-5		0-0	14-114	16-157
at Oakland	1-24	4-30	2-22	3-10	0-0	1-4		0-0	17-161	10-209
at Los Angeles	7-71	3-33	DNP	1-4	0-0	2-18		0-0	18-222	32-260
SAN FRANCISCO	7-56	3-31	DNP	1-17	1-9	0-0		0-0	22-251	25-226
at Pittsburgh	7-102	2-19	DNP	1-3	4-23	0-0		0-0	14-143	13-289
SAN DIEGO	6-39	5-76	DNP	0-0	0-0	1-15		0-0	15-192	13-175
NEW ENGLAND	0-0	2-20	3-96	3-7	1-6	0-0		0-0	9-143	16-149
at Baltimore	1-12	3-49	1-15	1-5	0-0	0-0		2-43	20-223	12-172
NEW YORK JETS	4-27	2-11	4-65	DNP	4-22	2-31		0-0	267-2953	290-3439
TOTALS	57-588	47-564	33-583	31-207	24-192	19-159	13-149	11-199		

Miscellaneous—Howell 3-24 vs. Cincinnati, 1-1 at Atlanta, 1-13 vs. Baltimore; Lee 1-4t at Atlanta, 1-5t vs. New Orleans, 1-11 at Los Angeles, 2-11 vs. New England, 2-52 vs. NY Jets; Bailey 2-64 vs. San Diego, 2-41 vs. New England; Robiskie 2-5 at New England, 1-3 vs. New England, 1-19t at Oakland, 1-9 at Los Angeles, 2-11 vs. San Francisco, 3-7 vs. San Diego; Bennett 1-4 at Pittsburgh, 1-3 vs. New England, 1-19t at Baltimore.

BEST 1980 PERFORMANCE—Tony Nathan, 7-118 vs. New Orleans (9-28-80); **ALL-TIME RECORD**—Durriel Harris, 10-180 vs. Green Bay (10-28-79), one TD.

LONGEST 1980 RECEPTION—Tony Nathan, 61 yards vs. San Diego (11-20-80); **ALL-TIME RECORD**—Paul Warfield, 86 yards TD vs. Pittsburgh (11-14-71).

1980 GAME-BY-GAME TEAM STATISTICS

	First Downs	Opp. First Downs	Plays/Total Offense	Opp. Plays/Offense	Rushes/Yards	Opp. Rushes/Yards	Net Yards Passing	Opp. Yards Passing	Dolphin Passes	Opponent Passes	Dolphin QB Sacked	Opponent QB Sacked	Dolphin Punting	Opponent Punting	Fumbles/Lost	Opponent Fumbles	Penalties/Yards	Opp Penalties/Yards
L 7-17	13	22	51-200	76-357	22-90	43-144	110	213	26-154	33-21-5	3-29	0-0	5-38.8	2-17.0	4-2	4-2	6-59	9-44
W 17-16	14	18	59-249	73-314	30-118	40-169	131	145	25-13-1	32-17-1	4-50	1-12	5-39.6	8-32.8	4-1	2-0	5-30	7-55
W 20-17	19	18	70-246	60-359	31-60	21-49	186	310	36-20-1	36-18-0	3-29	3-22	7-43.3	6-35.3	1-0	3-2	6-43	11-94
W 21-16	22	17	70-424	69-263	31-128	31-80	296	183	38-20-3	36-20-2	1-6	2-18	6-35.8	7-34.4	4-2	1-1	4-28	5-38
L 17-30	20	25	62-356	66-436	22-78	40-154	278	282	39-23-0	26-18-0	1-8	0-0	3-41.7	2-40.5	1-1	1-1	2-10	6-45
L 0-34	8	21	60-88	72-360	20-61	44-180	27	180	35-14-4	24-15-3	5-37	4-41	10-44.5	4-47.8	4-0	1-1	3-39	5-35
W 17-14	15	18	62-232	65-289	44-149	23-68	83	221	17-11-1	42-24-0	1-10	0-0	5-43.8	6-43.2	3-2	4-3	6-48	8-54
L 14-17	20	21	66-279	65-323	22-71	43-159	208	164	42-22-2	20-11-3	2-16	2-11	4-39.3	1-43.0	0-0	1-0	2-23	2-15
L 10-16	20	20	50-166	72-329	24-63	43-192	103	137	25-14-3	26-16-3	1-11	3-20	6-47.2	5-47.4	0-0	4-1	1-5	7-65
W 35-14	27	20	73-441	63-284	44-280	18-108	161	176	29-17-0	42-19-4	0-0	3-33	4-32.3	5-35.8	1-1	0-0	7-55	7-49
W 17-13	23	20	65-378	62-289	39-166	17-29	212	260	25-18-1	45-32-1	1-10	0-0	2-39.0	3-34.3	3-2	2-1	6-60	7-60
L 24-27	21	22	78-325	71-363	39-103	29-142	222	221	34-22-2	41-25-0	5-29	1-5	2-46.5	5-38.0	1-1	3-1	7-40	6-81
L 10-23	14	20	49-224	76-435	23-81	42-168	143	267	26-14-1	31-13-1	0-0	3-22	6-39.3	4-37.8	4-3	2-2	2-20	8-74
W 16-13	17	15	56-291	52-275	29-118	33-120	173	155	25-15-0	17-13-0	2-19	2-20	4-48.0	3-31.0	1-0	1-0	5-33	5-49
W 24-14	19	14	71-318	65-276	42-175	29-136	143	140	29-9-1	35-16-2	0-0	1-9	8-41.8	9-37.1	1-1	0-0	6-47	7-93
L 17-24	22	18	73-347	55-272	30-135	34-120	212	152	41-20-2	19-12-3	2-11	2-20	2-38.0	2-36.5	1-0	2-2	6-27	8-72
*overtime																		

1980 NFL STANDINGS AMERICAN CONFERENCE

Eastern Division

	W	L	T	Pct.	Pts.	Opp.
Buffalo	11	5	0	.688	320	260
New England	10	6	0	.625	441	325
Miami	8	8	0	.500	266	305
Baltimore	7	9	0	.438	355	387
New York Jets	4	12	0	.250	302	395

Central Division

	W	L	T	Pct.	Pts.	Opp.
x-Cleveland	11	5	0	.688	357	310
y-Houston	11	5	0	.688	295	251
Pittsburgh	9	7	0	.563	352	313
Cincinnati	6	10	0	.375	244	312

x-Browns 8-4 in AFC, Oilers 7-5
y-wild-card entry

Western Division

	W	L	T	Pct.	Pts.	Opp.
x-San Diego	11	5	0	.688	418	327
y-Oakland	11	5	0	.688	364	306
Kansas City	8	8	0	.500	319	336
Denver	8	8	0	.500	310	323
Seattle	4	12	0	.250	291	408

x-Chargers plus-60 points in AFC West, Raiders plus-37
y-wild-card entry

NATIONAL CONFERENCE

Eastern Division

	W	L	T	Pct.	Pts.	Opp.
x-Philadelphia	12	4	0	.750	384	222
y-Dallas	12	4	0	.750	454	311
Washington	6	10	0	.375	261	293
St. Louis	5	11	0	.313	299	350
New York Giants	4	12	0	.250	249	425

x-Eagles plus-84 in NFC East, Cowboys plus-50
y-wild-card entry

Central Division

	W	L	T	Pct.	Pts.	Opp.
x-Minnesota	9	7	0	.563	317	308
Detroit	9	7	0	.563	334	272
Chicago	7	9	0	.438	304	264
Tampa Bay	5	10	1	.344	231	371
Green Bay	5	10	1	.344	271	341

x-Vikings 8-4 in NFC, Lions 9-5

Western Division

	W	L	T	Pct.	Pts.	Opp.
Atlanta	12	4	0	.750	405	272
x-Los Angeles	11	5	0	.688	424	289
San Francisco	6	10	0	.375	320	415
New Orleans	1	15	0	.063	291	487

x-wild-card entry

PLAYOFF RESULTS

AFC — at Oakland 27, Houston 7 (wild-card playoff)
Oakland 14, at Cleveland 12

at San Diego 20, Buffalo 14

AFC Title — Oakland 34, at San Diego 27

NFC — at Dallas 24, Los Angeles 13 (wild-card playoff)
at Philadelphia 31, Minnesota 16

Dallas 30, at Atlanta 27

NFC Title — at Philadelphia 20, Dallas 7

Super Bowl XV — Oakland 27, Philadelphia 10 at New Orleans



15-Year Summary

1973 (12-2)

			Paid	Announce
9/16	W	21-13	• SAN FRANCISCO	78,768 68,275
9/23	L	7-12	• at Oakland	74,044 74,121
9/30	W	44-23	• NEW ENGLAND	78,830 62,508
10/7	W	31-3	• NEW YORK JETS	78,821 63,850
10/15	W	17-9	• at Cleveland	78,424 72,070
10/21	W	27-6	• BUFFALO	78,738 65,241
10/28	W	30-14	• at New England	60,268 57,617
11/4	W	24-14	• at New York Jets	61,482 57,591
11/11	W	44-0	• BALTIMORE	78,584 60,332
11/18	W	17-0	• at Buffalo	79,401 77,138
11/22	W	14-7	• at Dallas	62,967 58,089
12/3	W	30-26	• PITTSBURGH	78,922 68,901
12/9	L	3-16	• at Baltimore	57,834 41,005
12/15	W	34-7	• DETROIT	78,337 53,375
			1,025,400	822,496

American Conference Playoff

12/23	W	34-16	CINCINNATI	78,928 75,770
-------	---	-------	------------------	---------------

American Conference Championship

12/30	W	27-10	• OAKLAND	79,325 75,105
-------	---	-------	-----------------	---------------

Super Bowl VIII at Houston

1/13	W	24-7	Minnesota	71,882 68,142
------	---	------	-----------------	---------------

1974 (11-3)

			Paid	Announce
9/15	L	24-34	• at New England	54,193 55,006
9/22	W	24-16	• at Buffalo	79,463 78,990
9/29	W	28-21	• at San Diego	44,183 44,706
10/7	W	21-17	• NEW YORK JETS	78,219 61,527
10/13	L	17-20	• at Washington	52,379 54,395
10/20	W	9-3	KANSAS CITY	75,358 67,779
10/27	W	17-7	BALTIMORE	72,849 65,868
11/3	W	42-7	ATLANTA	74,935 64,399
11/10	W	21-0	• at New Orleans	73,458 74,289
11/17	W	35-28	• BUFFALO	78,771 69,313
11/24	L	14-17	• at New York Jets	60,481 57,162
12/2	W	24-3	CINCINNATI	78,675 71,962
12/8	W	17-16	• at Baltimore	40,911 34,420
12/15	W	34-27	• NEW ENGLAND	78,611 56,920
			942,486	856,736

American Conference Playoff

12/21	L	26-28	• at Oakland	53,023 52,817
-------	---	-------	--------------------	---------------

1975 (10-4)

			Paid	Announce
9/22	L	21-31	OAKLAND	78,805 78,744
9/28	W	22-14	• at New England	59,869 59,967
10/5	W	31-7	• at Green Bay	55,270 55,396
10/12	W	24-16	PHILADELPHIA	62,925 60,127
10/19	W	43-0	• at New York Jets	60,471 47,191
10/26	W	35-30	• at Buffalo	79,429 79,080
11/2	W	46-13	• at Chicago	56,577 51,298
11/9	W	27-7	NEW YORK JETS	75,631 72,896
11/16	L	19-20	• at Houston	50,494 48,892
11/23	L	17-33	BALTIMORE	67,029 61,986
12/1	W	20-7	NEW ENGLAND	68,480 61,963
12/7	W	31-21	BUFFALO	78,701 74,573
12/14	L	7-10	• at Baltimore (ot)	59,808 59,398
12/20	W	14-13	DENVER	56,187 43,064
			909,676	854,575

1976 (6-8)

			Paid	Announce
9/13	W	30-21	• at Buffalo	77,800 77,683
9/19	L	14-30	• at New England	41,184 41,879
9/26	W	16-0	NEW YORK JETS	53,600 49,754
10/3	L	28-31	LOS ANGELES	85,314 60,753
10/10	L	14-28	• at Baltimore	59,295 58,832
10/17	L	17-20	KANSAS CITY (ot)	50,471 43,325
10/24	W	23-20	• at Tampa Bay	63,016 59,155
10/31	W	10-3	NEW ENGLAND	57,984 52,863
11/7	W	27-7	• at New York Jets	58,882 53,344
11/14	L	3-14	• at Pittsburgh	49,813 48,945
11/22	L	16-17	BALTIMORE	68,372 62,104
11/28	L	13-17	• at Cleveland	76,562 74,715
12/5	W	45-27	BUFFALO	51,423 43,475
12/11	L	7-29	MINNESOTA	52,945 46,543
			826,661	773,370

• local TV blackout lifted

1977 (10-4)

			Paid	Announce
9/18	W	13-0	• at Buffalo	78,048 76,097
9/25	W	19-15	• at San Francisco	45,560 40,503
10/2	W	27-7	HOUSTON	50,764 49,619
10/9	L	28-45	• at Baltimore	56,829 57,005
10/16	W	21-17	NEW YORK JETS	45,048 43,446
10/23	W	31-13	SEATTLE	38,967 29,858
10/30	L	13-14	SAN DIEGO	47,525 40,670
11/6	W	14-10	• at New York Jets	53,698 51,582
11/13	W	17-5	NEW ENGLAND	66,743 67,502
11/20	L	17-23	• at Cincinnati	58,710 46,733
11/24	W	55-14	• at St. Louis	50,855 50,269
12/5	W	17-6	• BALTIMORE	74,216 68,977
12/11	L	10-14	• at New England	60,329 61,064
12/17	W	31-14	BUFFALO	45,855 39,626
			773,147	722,951

1978 (11-5)

			Paid	Announce
9/3	L	20-33	• at New York Jets	53,941 49,598
9/10	W	42-0	• at Baltimore	47,658 46,426
9/17	W	31-24	BUFFALO	51,362 48,373
9/24	L	3-17	• at Philadelphia	64,328 62,998
10/1	W	24-10	ST. LOUIS	47,650 43,882
10/9	W	21-0	CINCINNATI	57,481 54,729
10/15	W	28-21	• at San Diego	51,426 50,637
10/22	L	24-33	• at New England	60,314 60,424
10/29	W	26-8	BALTIMORE	55,783 53,524
11/5	W	23-16	• DALLAS	74,058 70,414
11/12	W	25-24	• at Buffalo	50,110 48,623
11/20	L	30-35	• at Houston	51,189 50,290
11/26	L	13-24	NEW YORK JETS	53,900 49,255
12/ 3	W	16-0	• at Washington	54,239 52,860
12/10	W	23-6	OAKLAND	73,889 73,003
12/18	W	23-3	NEW ENGLAND	73,945 72,071
			921,273	887,107

AFC Wild-Card Playoff

12/24	L	9-17	HOUSTON	72,445 70,036
-------	---	------	---------------	---------------

1979 (10-6)

			Paid	Announce
9/2	W	9-7	• at Buffalo	70,841 69,441
9/9	W	19-10	SEATTLE	60,045 56,233
9/16	W	27-12	• at Minnesota	47,748 44,187
9/23	W	31-16	CHICAGO	66,598 66,011
9/30	L	27-33	• at New York Jets	59,595 51,496
10/8	L	3-13	• at Oakland	53,419 52,419
10/14	W	17-7	BUFFALO	54,062 45,597
10/21	L	13-28	• at New England	60,372 61,096
10/28	W	27-7	GREEN BAY	54,343 47,741
11/5	L	6-9	HOUSTON	73,900 70,273
11/11	W	19-0	BALTIMORE	56,884 50,193
11/18	L	24-30	• at Cleveland (ot)	79,819 80,374
11/25	W	28-24	• at Baltimore	44,989 38,016
11/29	W	39-24	• NEW ENGLAND	73,628 69,174
12/9	W	28-10	• at Detroit	79,073 78,087
12/15	L	24-27	NEW YORK JETS	58,620 49,915
			993,936	930,253

American Conference Playoff

12/30	L	14-34	• at Pittsburgh	50,320 50,214
-------	---	-------	-----------------------	---------------

1980 (8-8)

			Paid	Announce
9/7	L	7-17	• at Buffalo	79,312 79,598
9/14	W	17-16	CINCINNATI	45,480 38,322
9/21	W	20-17	• at Atlanta	58,558 55,479
9/28	W	21-16	NEW ORLEANS	46,599 40,946
10/5	L	17-30	BALTIMORE	53,838 50,631
10/12	L	0-34	• at New England	60,392 60,377
10/19	W	17-14	BUFFALO	49,499 41,636
10/27	L	14-17	• at New York Jets	59,677 53,046
11/2	L	10-16	• at Oakland	47,274 46,378
11/9	W	36-14	• at Los Angeles	67,751 62,198
11/16	W	17-13	SAN FRANCISCO	50,219 45,135
11/20	L	24-27	SAN DIEGO (ot)	66,009 63,013
11/30	L	10-23	• at Pittsburgh	54,082 51,384
12/8	W	16-13	NEW ENGLAND (ot)	62,649 63,292
12/14	W	24-14	• at Baltimore	36,136 30,564
12/20	L	17-24	NEW YORK JETS	47,920 41,854
			885,395	823,853

• local TV blackout lifted

OPPONENTS BY SERIES

MIAMI 3, ATLANTA 0

1970 —Miami 20, at Atlanta 7
1974 —at Miami 42, Atlanta 7
1980 —Miami 20, at Atlanta 17

MIAMI 14, BALTIMORE 9

1970 —at Baltimore 35, Miami 0
at Miami 34, Baltimore 17
1971 —at Miami 17, Baltimore 14
at Baltimore 14, Miami 3
**at Miami 21, Baltimore 0
1972 —Miami 23, at Baltimore 0
at Miami 16, Baltimore 0
1973 —at Miami 44, Baltimore 0
at Baltimore 16, Miami 3
1974 —at Miami 17, Baltimore 7
Miami 17, at Baltimore 16
1975 —Baltimore 33, at Miami 17
at Baltimore 10, Miami 7 (ot)
1976 —at Baltimore 28, Miami 14
Baltimore 17, at Miami 16
1977 —at Baltimore 45, Miami 28
at Miami 17, Baltimore 6
1978 —Miami 42, at Baltimore 0
at Miami 26, Baltimore 8
1979 —at Miami 19, Baltimore 0
Miami 28, at Baltimore 24
1980 —Baltimore 30, at Miami 17
Miami 24, at Baltimore 14

MIAMI 24, BUFFALO 5 (1 tie)

1966 —at Buffalo 58, Miami 24
Buffalo 29, at Miami 0
1967 —at Buffalo 35, Miami 13
at Miami 17, Buffalo 14 (tie)
1968 —at Miami 21, Buffalo 17
Miami 21, at Buffalo 17
1969 —at Miami 24, Buffalo 6
at Buffalo 28, Miami 3
1970 —Miami 33, at Buffalo 14
at Miami 45, Buffalo 7
1971 —Miami 29, at Buffalo 14
at Miami 34, Buffalo 0
1972 —at Miami 24, Buffalo 23
Miami 30, at Buffalo 16
1973 —at Miami 27, Buffalo 6
Miami 17, at Buffalo 0
1974 —Miami 24, at Buffalo 16
at Miami 35, Buffalo 28
1975 —Miami 35, at Buffalo 30
at Miami 31, Buffalo 21
1976 —Miami 30, at Buffalo 21
at Miami 45, Buffalo 27
1977 —Miami 13, at Buffalo 0
at Miami 31, Buffalo 14
1978 —at Miami 31, Buffalo 24
Miami 25, at Buffalo 24
1979 —Miami 9, at Buffalo 7
at Miami 17, Buffalo 7
1980 —at Buffalo 17, Miami 7
at Miami 17, Buffalo 14

MIAMI 3, CHICAGO 0

1971 —at Miami 34, Chicago 3
1975 —Miami 46, at Chicago 13
1979 —at Miami 31, Chicago 16

MIAMI 6, CINCINNATI 3

1968 —Miami 24, at Cincinnati 22
Cincinnati 38, at Miami 21
1969 —at Cincinnati 27, Miami 21
1971 —Miami 23, at Cincinnati 13
1973 —*at Miami 34, Cincinnati 16
1974 —at Miami 24, Cincinnati 3
1977 —at Cincinnati 23, Miami 17
1978 —at Miami 21, Cincinnati 0
1980 —at Miami 17, Cincinnati 16

CLEVELAND 3, MIAMI 2

1970 —Cleveland 28, at Miami 0
1972 —*at Miami 20, Cleveland 14
1973 —Miami 17, at Cleveland 9
1976 —at Cleveland 17, Miami 13
1979 —at Cleveland 30, Miami 24 (ot)

MIAMI 2, DALLAS 1

1971 —***Dallas 24, Miami 3
1973 —Miami 14, at Dallas 7
1978 —at Miami 23, Dallas 16

MIAMI 4, DENVER 2 (1 tie)

1966 —at Miami 24, Denver 7
at Denver 17, Miami 7
1967 —at Miami 35, Denver 21
1968 —at Denver 21, Miami 14
1969 —at Miami 27, Denver 24
1971 —Miami 10, at Denver 10 (tie)
1975 —at Miami 14, Denver 13

MIAMI 2, DETROIT 0

1973 —at Miami 34, Detroit 7
1979 —Miami 28, at Detroit 10

MIAMI 3, GREEN BAY 0

1971 —at Miami 27, Green Bay 6
1975 —Miami 31, at Green Bay 7
1979 —at Miami 27, Green Bay 7

HOUSTON 9, MIAMI 6

1966 —Miami 20, at Houston 13
at Miami 29, Houston 28
1967 —at Houston 17, Miami 14
Houston 41, at Miami 10
1968 —Houston 24, at Miami 10
Miami 24, at Houston 7
1969 —at Houston 22, Miami 10
Houston 32, at Miami 7
1970 —Miami 20, at Houston 10
1972 —at Miami 34, Houston 13
1975 —at Houston 20, Miami 19
1977 —at Miami 27, Houston 7
1978 —at Houston 35, Miami 30
*Houston 17, at Miami 9
1979 —Houston 9, at Miami 6

KANSAS CITY 7, MIAMI 3

1966 —at Kansas City 34, Miami 16
Kansas City 19, at Miami 18
1967 —Kansas City 24, at Miami 0
at Kansas City 41, Miami 0
1968 —Kansas City 48, at Miami 3
1969 —at Kansas City 17, Miami 10
1971 —*Miami 27, at Kansas City 24
(double overtime)
1972 —Miami 20, at Kansas City 10
1974 —at Miami 9, Kansas City 3
1976 —Kansas City 20, at Miami 17

MIAMI 2, LOS ANGELES 1

1971 —Miami 20, at Los Angeles 14
1976 —Los Angeles 31, at Miami 28
1980 —Miami 35, at Los Angeles 14

MIAMI 3, MINNESOTA 1

1972 —Miami 16, at Minnesota 14
1973 —***Miami 24, Minnesota 7
1976 —Minnesota 29, at Miami 7
1979 —Miami 27, at Minnesota 12

MIAMI 18, NEW ENGLAND 11

1966 —New England 20, at Miami 14
1967 —at New England 41, Miami 10
at Miami 41, New England 32
1968 —Miami 34, at New England 10
at Miami 38, New England 7
1969 —Miami 17, at New England 16
New England 38, Miami 23
(Tampa)
1970 —at New England 27, Miami 14
at Miami 37, New England 20
1971 —at Miami 41, New England 3
at New England 34, Miami 13
1972 —at Miami 42, New England 0
Miami 37, at New England 21
1973 —at Miami 44, New England 23
Miami 30, at New England 14
1974 —at New England 34, Miami 24
at Miami 34, New England 27
1975 —Miami 22, at New England 14
at Miami 20, New England 7
1976 —at New England 30, Miami 14
at Miami 10, New England 3
1977 —at Miami 17, New England 5
at New England 14, Miami 10
1978 —at New England 33, Miami 24
at Miami 23, New England 3
1979 —at New England 28, Miami 13
at Miami 39, New England 24
1980 —at New England 34, Miami 0
at Miami 16, New England 13 (ot)

MIAMI 3, NEW ORLEANS 0

1970 —at Miami 21, New Orleans 10
1974 —Miami 21, at New Orleans 0
1980 —at Miami 21, New Orleans 16

MIAMI 1, NY GIANTS 0

1972 —Miami 23, at NY Giants 13

NY JETS 16, MIAMI 14

1966 —NY Jets 19, at Miami 14
at NY Jets 30, Miami 13
1967 —at NY Jets 29, Miami 7
NY Jets 33, at Miami 14
1968 —at NY Jets 35, Miami 17
NY Jets 31, at Miami 7
1969 —at NY Jets 34, Miami 31
NY Jets 27, at Miami 9
1970 —Miami 20, at NY Jets 6
at Miami 16, NY Jets 0
1971 —NY Jets 14, at Miami 10
Miami 30, at NY Jets 14
1972 —Miami 27, at NY Jets 17
at Miami 28, NY Jets 24
1973 —at Miami 31, NY Jets 3
Miami 24, at NY Jets 14
1974 —at Miami 21, NY Jets 17
at NY Jets 17, Miami 14
1975 —Miami 43, at NY Jets 0
at Miami 27, NY Jets 7



George Roberts averaged record 42.6 yards in '80.

1976 —at Miami 16, NY Jets 0
Miami 27, at NY Jets 7
1977 —at Miami 21, NY Jets 17
Miami 14, at NY Jets 10
1978 —at NY Jets 33, Miami 20
NY Jets 24, at Miami 13
1979 —at NY Jets 33, Miami 27
NY Jets 27, at Miami 14
1980 —at NY Jets 17, Miami 14
NY Jets 24, at Miami 17

OAKLAND 11, MIAMI 3 (1 tie)

1966 —Oakland 23, at Miami 14
at Oakland 21, Miami 10
1967 —at Oakland 31, Miami 17
1968 —Oakland 47, at Miami 21
1969 —at Oakland 20, Miami 17
at Miami 20, Oakland 20 (tie)
1970 —at Miami 20, Oakland 13
*at Oakland 21, Miami 14
1973 —at Oakland 12, Miami 7
**at Miami 27, Oakland 10
1974 —*at Oakland 28, Miami 26
1975 —Oakland 31, at Miami 21
1978 —at Miami 23, Oakland 6
1979 —at Oakland 13, Miami 3
1980 —at Oakland 16, Miami 10

PHILADELPHIA 2, MIAMI 1

1970 —at Philadelphia 24, Miami 17
1975 —at Miami 24, Philadelphia 16
1978 —at Philadelphia 17, Miami 3

*AFC Playoff

**AFC Championship

***Super Bowl

MIAMI 3, PITTSBURGH 3

1971 — at Miami 24, Pittsburgh 21
1972 — **Miami 21, at Pittsburgh 17
1973 — at Miami 30, Pittsburgh 26
1976 — at Pittsburgh 14, Miami 3
1979 — at Pittsburgh 34, Miami 14
1980 — at Pittsburgh 23, Miami 10

MIAMI 3, ST. LOUIS 0

1972 — at Miami 31, St. Louis 10
1977 — Miami 55, at St. Louis 14
1978 — at Miami 24, St. Louis 10

SAN DIEGO 6, MIAMI 4

1966 — at San Diego 44, Miami 10
1967 — at San Diego 24, Miami 0
at Miami 41, San Diego 24
1968 — at San Diego 34, Miami 28
1969 — San Diego 21, at Miami 14
1972 — at Miami 24, San Diego 10
1974 — Miami 28, at San Diego 21

1977 — San Diego 14, at Miami 13
1978 — Miami 28, at San Diego 21
1980 — San Diego 27, at Miami 24 (ot)

MIAMI 3, SAN FRANCISCO 0

1973 — at Miami 21, San Francisco 13
1977 — Miami 19, at San Francisco 15
1980 — at Miami 17, San Francisco 13

MIAMI 2, SEATTLE 0

1977 — at Miami 31, Seattle 13
1979 — at Miami 19, Seattle 10

MIAMI 1, TAMPA BAY 0

1976 — Miami 23, at Tampa Bay 20

MIAMI 2, WASHINGTON 1

1972 — ***Miami 14, Washington 7
1974 — at Washington 20, Miami 17
1978 — Miami 16, at Washington 0

DOLPHINS 24-0 VS. 10 CLUBS

The Miami Dolphins have built a perfect 24-0 record against 10 clubs in the National Football League through the 1980 season. Only one of those 10 clubs, St. Louis, will be met during the 1981 regular season.

Those teams which have never beaten Miami are Atlanta (0-3), Chicago (0-3), Detroit (0-2), Green Bay (0-3), New Orleans (0-3), New York Giants (0-1), St. Louis (0-3), San Francisco (0-3), Seattle (0-2) and Tampa Bay (0-1).

Miami set an NFL record with 20 consecutive victories over Buffalo from 1970 to 1979. Entering 1981, the Dolphins have beaten New England 13 straight times at the Orange Bowl and Buffalo 12 straight times at home.

ALL-TIME DOLPHIN WON-LOSS RECORDS

Opponent	W	L	T	Pct.	Pts.	Opp.	Last Met
Atlanta	3	0	0	1.000	82	31	1980
Baltimore	14	9	0	.609	450	334	1980
Buffalo	24	5	1	.817	705	531	1980
Chicago	3	0	0	1.000	111	32	1979
Cincinnati	6	3	0	.667	202	158	1980
Cleveland	2	3	0	.400	74	98	1979
Dallas	2	1	0	.667	40	47	1978
Denver	4	2	1	.642	131	113	1975
Detroit	2	0	0	1.000	62	17	1979
Green Bay	3	0	0	1.000	85	20	1979
Houston	6	9	0	.400	269	295	1979
Kansas City	3	7	0	.300	120	240	1976
Los Angeles	2	1	0	.667	84	59	1980
Minnesota	3	1	0	.750	74	62	1979
New England	18	11	0	.621	711	575	1980
New Orleans	3	0	0	1.000	63	26	1980
New York Giants	1	0	0	1.000	23	13	1972
New York Jets	14	16	0	.467	596	573	1980
Oakland	3	11	1	.233	250	312	1980
Philadelphia	1	2	0	.333	44	57	1978
Pittsburgh	3	3	0	.500	102	135	1980
St. Louis	3	0	0	1.000	110	34	1978
San Diego	4	6	0	.400	210	240	1980
San Francisco	3	0	0	1.000	57	41	1980
Seattle	2	0	0	1.000	50	23	1979
Tampa Bay	1	0	0	1.000	23	20	1976
Washington	2	1	0	.667	47	27	1978
TOTALS	135	91	3	.596	4,774	4,113	

(Includes postseason games)

PRESEASON RESULTS

1966 (0-4)

L 10-38 at San Diego
L 0-33 Kansas City
L 14-31 New York Jets
(at Jacksonville)
L 16-28 Denver (Memphis)

1967 (2-3)

W 19-2 Denver (at Akron)
W 10-7 Buffalo (Memphis)
L 19-20 San Diego
L 17-27 Atlanta
L 17-20 New Orleans
(at Charleston)

1968 (2-2-1)

T 28-28 Buffalo (Rochester)
W 23-7 Philadelphia
L 17-19 New England
(at Jacksonville)
L 13-22 Baltimore
W 19-13 Atlanta

1969 (1-5)

L 10-45 Minnesota (Tampa)
L 10-16 Chicago
L 10-14 Philadelphia
L 21-28 at Cincinnati
L 10-23 Baltimore
W 13-0 New England
(at Birmingham)

1970 (4-2)

W 16-10 Pittsburgh
(at Jacksonville)
W 20-10 Cincinnati
W 17-7 San Francisco
W 20-13 Baltimore
L 21-26 Washington
(at Tampa)
L 17-20 Atlanta

1971 (2-3-1)

L 10-27 Cincinnati
T 17-17 San Francisco
L 7-10 Green Bay
(at Milwaukee)
W 28-24 Detroit
W 27-10 Washington
L 0-24 at Minnesota

1972 (3-3)

L 23-31 at Detroit
L 13-14 Green Bay
W 35-17 at Cincinnati
W 24-10 Atlanta
L 24-27 at Washington
W 21-19 Minnesota

1973 (3-2-1)

W 14-13 Cincinnati
W 14-13 New Orleans
T 9-9 Chicago
W 17-14 Los Angeles
L 17-20 at Minnesota
L 23-26 at Dallas

1974 (4-2)

L 13-19 at Cincinnati
W 45-20 New Orleans
W 21-9 Minnesota
L 13-31 at Los Angeles
W 21-10 Green Bay
W 30-7 at Chicago

1975 (5-1)

W 7-3 Cincinnati
W 20-14 Detroit
W 20-10 at New Orleans
L 7-20 at Minnesota
W 21-10 Chicago
W 31-13 N.Y. Giants

1976 (6-0)

W 16-3 Minnesota
W 30-21 at Detroit
W 24-16 Philadelphia
W 28-21 at Tampa Bay
W 10-6 at Houston
W 20-7 at New Orleans

1977 (4-2)

W 13-7 at Tampa Bay
W 27-15 Washington
W 20-14 at Dallas
L 7-33 at Minnesota
L 10-17 New Orleans
W 27-21 at N.Y. Giants

1978 (4-1)

L 3-17 Philadelphia (Canton)
W 28-7 St. Louis
W 31-17 at New Orleans
W 30-22 Minnesota
W 24-20 at Tampa Bay

1979 (4-0)

W 14-7 New Orleans
W 13-7 at Tampa Bay
W 21-10 at Minnesota
W 14-13 Philadelphia

1980 (3-1)

W 17-7 Detroit
W 24-7 at Seattle
L 10-17 Minnesota
W 20-0 at New Orleans

VIKINGS OLD FOES

The longest-running preseason series for the Miami Dolphins has been a see-saw rivalry with the Minnesota Vikings, who hold a 6-5 edge entering 1981. The home-and-home series has gone uninterrupted since 1971 with the initial encounter held in Tampa in 1969.

From 1971 through 1978, the home team prevailed in the Dolphins/Vikings series.

The Dolphins won 11 consecutive preseason games until the Vikings tripped them in 1977, and Miami built another 10-game preseason streak before bowing to Minnesota in 1980.

In preseason games, the Dolphins are 27-12-2 in the Orange Bowl, 16-12 on the road and 4-7-1 at neutral sites.

PRESEASON SERIES

Opponent	W	L	T	Pct.	Pts.	Opp.	Last Met
Atlanta	2	2	0	.500	77	70	1972
Baltimore	1	2	0	.333	43	58	1970
Buffalo	1	0	1	.750	38	35	1968
Chicago	2	1	1	.625	70	42	1975
Cincinnati	4	3	0	.571	120	117	1975
Cleveland	(NO GAMES)						
Dallas	1	1	0	.500	43	40	1977
Denver	1	1	0	.500	35	30	1967
Detroit	4	1	0	.800	118	97	1980
Green Bay	1	2	0	.333	41	34	1974
Houston	1	0	0	1.000	10	6	1976
Kansas City	0	1	0	.000	0	33	1966
Los Angeles	1	1	0	.500	30	45	1974
Minnesota	5	6	0	.455	160	222	1980
New England	1	1	0	.500	30	19	1969
New Orleans	7	2	0	.778	191	111	1980
New York Giants ..	2	0	0	1.000	58	34	1977
New York Jets	0	1	0	.000	14	31	1966
Oakland	(NO GAMES)						
Philadelphia	3	2	0	.600	74	67	1979
Pittsburgh	1	0	0	1.000	16	10	1970
St. Louis	1	0	0	1.000	28	7	1978
San Diego	0	2	0	.000	29	58	1967
San Francisco	1	0	1	.750	34	24	1971
Seattle	1	0	0	1.000	24	7	1980
Tampa Bay	4	0	0	1.000	78	55	1979
Washington	2	2	0	.500	99	78	1977
TOTALS	47	31	3	.599	1460	1328	

ATTENDANCE**PAID, REGULAR SEASON**

Year	Home Total	Home Average	Road Total	Road Average	All Paid
1966	178,855	25,551	237,430	33,918	416,285
1967	189,840	27,120	239,175	34,167	429,105
1968	209,741	29,963	237,849	33,978	447,590
1969	226,348	32,335	264,191	37,741	490,539
1970	413,422	59,060	334,422	47,774	747,844
1971	464,658	66,380	403,174	57,596	867,832
1972	544,162	77,737	414,056	59,151	958,218
1973	551,000	78,714	474,400	67,771	1,025,400
1974	537,418	76,774	405,068	57,867	942,486
1975	487,758	69,680	421,918	60,274	909,676
1976	400,109	57,158	426,552	60,936	826,661
1977	369,118	52,731	404,029	57,178	773,147
1978	488,068	61,009	433,205	54,151	921,273
1979	498,080	62,260	495,856	61,982	993,936
1980	422,213	52,777	463,182	57,898	885,395

14 games (7 & 7) from 1966 to 1977 and 16 games (8 & 8) since 1978
*includes game at Tampa (27,179)

ACTUAL, REGULAR SEASON

Year	Home Total	Home Average	Road Total	Road Average	All Actual
1966	182,428	26,061	243,269	34,753	425,697
1967	202,849	28,978	255,143	36,449	457,992
1968	215,980	30,854	252,291	36,042	468,271
1969	242,815	34,688	269,520	38,503	512,335
1970	440,141	62,877	348,918	49,845	789,059
1971	454,388	64,913	413,194	59,028	867,582
1972	532,005	76,001	421,503	60,215	953,508
1973	442,482	63,212	437,631	62,519	880,113
1974	457,768	65,395	398,968	56,995	856,736
1975	453,353	64,765	401,222	57,317	854,575
1976	358,817	51,260	414,553	59,222	773,370
1977	339,698	48,528	383,253	54,750	722,951
1978	465,251	58,156	421,856	52,732	887,107
1979	455,137	56,892	475,116	59,390	930,253
1980	384,829	48,104	439,024	54,878	823,853

14 games (7 & 7) from 1966 to 1977 and 16 game (8 & 8) since 1978

SEASON TICKETS, PRESEASON PAID

Year	Season Tickets	Preseason Paid Home	Preseason Paid Road	Preseason Paid Total
1966	12,503	1- 36,366		
1967	13,050	2- 86,692		
1968	14,924	3-145,257		
1969	17,478	3-140,514		
1970	26,161	4-246,176		
1971	44,834	4-237,753	2- 92,344	6-330,097
1972	69,303	3-222,821	3-161,100	6-383,921
1973	74,961	4-313,411	2-104,550	6-417,961
1974	67,322	3-193,442	3-157,681	6-351,123
1975	49,026	4-213,186	2-107,190	6-320,376
1976	44,494	2-102,338	4-227,598	6-329,936
1977	34,838	2- 81,517	4-218,777	6-300,294
1978	41,456	2- 97,461	*3-142,278	5-239,739
1979	41,140	2- 94,095	2-118,327	4-212,422
1980	38,385	2- 83,331	2-115,230	4-198,561

*includes 18,355 in Hall of Fame game at Canton, Ohio

ALL-TIME TOP 25 CROWDS

Rank	Actual	Date	Opponent	Result
1	90,182	1/14/73	*Washington (at L.A.)	W 14-7
2	80,591	1/16/72	*Dallas (at New Orleans)	L 3-24
3	80,374	11/18/79	at Cleveland	L 24-30
4	79,829	9/17/72	at Kansas City	W 20-10
5	79,598	9/7/80	at Buffalo	L 7-17
6	79,080	10/26/75	at Buffalo	W 35-30
7	78,990	9/22/74	at Buffalo	W 24-16
8	78,939 (1)	1/2/72	BALTIMORE	W 21-0
9	78,914 (2)	11/19/72	NEW YORK JETS	W 28-24
10	78,744 (3)	9/22/75	OAKLAND	L 21-31
11	78,196 (4)	12/24/72	CLEVELAND	W 20-14
12	78,087	12/9/79	at Detroit	W 28-10
13	77,683	9/13/76	at Buffalo	W 30-21
14	77,596 (5)	10/15/72	SAN DIEGO	W 24-10
15	77,138	11/18/73	at Buffalo	W 17-0
16	76,801 (6)	11/27/72	ST. LOUIS	W 31-10
17	76,696 (7)	12/16/72	BALTIMORE	W 16-0
18	76,097	9/18/77	at Buffalo	W 13-0
19	75,770 (8)	12/23/73	CINCINNATI	W 34-16
20	75,528 (9)	11/12/72	NEW ENGLAND	W 52-0
21	75,313 (10)	10/25/70	CLEVELAND	L 0-28
22	75,185 (11)	10/22/72	BUFFALO	W 24-23
23	75,105 (12)	12/30/73	OAKLAND	W 27-10
24	75,099 (13)	12/13/70	NEW YORK JETS	W 16-10
25	75,061 (14)	11/29/71	CHICAGO	W 34-3

(Numbers in parentheses indicate ranking of home crowds)

*Super Bowl

BIG CROWDS MAKE A DIFFERENCE

The Miami Dolphins possess an 18-2 record at the Orange Bowl for games which attracted more than 72,000 fans through the turnstiles. For crowds above 65,000 the Dolphins have a 34-5 record and a winning percentage of .872.


ATTENDANCE BY OPPONENT

	DOLPHINS AT HOME		DOLPHINS ON ROAD	
	Paid-Year	Actual-Year	Paid-Year	Actual-Year
Atlanta	74,935-1974	64,399-1974	58,558-1980	55,479-1980
Baltimore	*78,629-1971	*78,939-1971	59,808-1975	60,238-1971
Buffalo	78,771-1974	75,185-1972	79,463-1974	79,080-1975
Chicago	73,071-1971	75,061-1971	56,577-1975	51,298-1975
Cincinnati	*78,928-1973	*75,770-1973	59,090-1971	60,099-1971
Cleveland	*78,916-1972	*78,196-1972	79,819-1979	80,374-1979
Dallas	74,058-1978	70,414-1978	62,967-1973	58,089-1973
Denver	56,187-1975	43,064-1975	50,499-1971	51,228-1971
Detroit	78,337-1973	53,375-1973	79,073-1979	78,087-1979
Green Bay	74,215-1971	72,122-1971	55,270-1975	55,396-1975
Houston	75,069-1972	71,285-1972	51,189-1978	50,290-1978
Kansas City	75,358-1974	67,779-1974	78,736-1972	79,829-1972
Los Angeles	65,314-1976	60,753-1976	68,386-1971	72,903-1971
Minnesota	52,945-1976	46,543-1976	47,748-1979	47,900-1972
New England	78,830-1973	75,528-1972	60,392-1980	61,457-1971
New Orleans	46,599-1980	42,866-1970	73,458-1974	74,289-1974
NY Giants	NO GAMES		62,278-1972	62,728-1972
NY Jets	78,821-1973	78,914-1972	61,720-1972	63,841-1972
Oakland	*79,325-1973	78,744-1975	53,419-1979	*54,401-1970
Philadelphia	62,925-1975	60,127-1975	64,328-1978	62,998-1978
Pittsburgh	78,922-1973	68,901-1973	*50,845-1972	*50,350-1972
St. Louis	78,190-1972	76,801-1972	50,855-1977	50,269-1977
San Diego	78,212-1972	77,596-1972	51,426-1978	50,637-1978
San Francisco	78,768-1973	68,275-1973	45,560-1977	40,503-1977
Seattle	60,045-1979	56,233-1979	NO GAMES	
Tampa Bay	NO GAMES		63,016-1976	59,155-1976
Washington	NO GAMES		54,239-1978	54,395-1974

*playoff games

("Actual" for road games prior to 1975 were usually tickets distributed)

PLAYOFF HISTORY



Norm Evans started three Super Bowls at right tackle and had 102 consecutive starts as original Dolphin.

1970 AFC PLAYOFF

Raiders Sink Dolphins With 82-Yard Bomb

Oakland, Dec. 27 — Quarterback Daryle Lamonia unloaded an 82-yard touchdown pass to Rod Sherman with 9:34 to play as Oakland spoiled the Dolphins' first appearance in the playoffs, 21-14, on a field oozing with mud.

The Dolphins, who had won six consecutive games to finish 10-4 and gain a wild-card berth, had taken a 7-0 lead in the second quarter when Bob Griese fired a 16-yard strike to Paul Warfield in the end zone. Lamonia matched that TD with a 22-yard toss to Fred Biletnikoff only 1:50 before halftime.

Raider right cornerback Willie Brown intercepted a wet and wobbly pass by Griese and fled 50 yards along the sideline for the tie-breaking TD. It came minutes after Jake Scott recovered an Oakland fumble at the Miami 10-yard line.

The heave to Sherman was insurance. Only three plays earlier, Dolphin kicker Garo Yepremian missed a 24-yard field-goal attempt for the second time in the game. Oakland's George Blanda also missed a 23-yarder.

Miami	0	7	0	7	—	14
Oakland	0	7	7	7	—	21

	First Downs	16	12
Miami - Warfield 16 pass from Griese (Yepremian kick)	Rushes-Yards	33-118	36-114
	Passing Yards	124	187
Oak - Biletnikoff 22 pass from Lamonica (Blanda kick)	Total Yards	242	301
	Had QB Sacked	3-31	0-0
Oak - Brown 50 interception return (Blanda kick)	Passes	27-13-1	16-8-0
	Punts	5-39-2	4-32-2
Oak - Sherman 82 pass from Lamonica (Blanda kick)	Fumbles-Lost	2-0	4-2
	Penalties-Yards	0-0	4-30

INDIVIDUAL LEADERS

RUSHING - Miami, Csonka 10-23, Kick 14-64, Morris 8-29, Griese 1-2.
Oakland: Dixon 8-31, Smith 9-37, Hubbard 18-58, Banaszak 1-(-6)
PASSING - Miami, Griese 27-13-1, 155 yards, two TDs
Oakland: Lamonia 16-8-0, 187 yards, two TDs
RECEIVING - Miami, Twilley 1-14, Warfield 4-62, Kick 4-34, Morris 2-15, Richardson 2-30.
Oakland: Biletnikoff 3-46, Chester 2-47, Dixon 1-3, Smith 1-9, Sherman 1-82.

1971 AFC PLAYOFF

Dolphins Outlast Chiefs in Longest Game

Kansas City, Dec. 25 — Garo Yepremian ended 82 minutes and 40 seconds of an epic struggle by thumping a 37-yard field goal with 7:40 elapsed in the second overtime, lifting the Dolphins past Kansas City, 27-34, on Christmas Day.

The Dolphins battled from behind three times to tie the AFC West champions, the third time on Bob Griese's five-yard pass to tight end Marv Fleming with 96 seconds remaining in regulation.

Kansas City running back Ed Podolak, who amassed 350 yards of all-purpose running, returned the ensuing kickoff 78 yards to the Dolphin 22 where Curtis Johnson made a desperation tackle. With 35 seconds on the clock, Jan Stenerud missed a 32-yard field-goal try.

Stenerud had a 42-yarder blocked by Nick Buoniconti in the fifth quarter, and Yepremian was short with a 52-yard effort. But Larry Csonka crashed 29 yards to the Chiefs' 36, and that put Yepremian, the NFL's scoring leader, in position to win it. Goal posts were on the goal line; in 1974 the uprights were moved to the end line.

Miami	0	10	7	7	0	3	—	27
K-City	10	0	7	7	0	0	—	24

First Downs	22	23
Rushes-Yards	43-144	44-213
Passing Yards	263	238
Total Yards	407	451
Had QB Sacked	0-0	1-8
Passes	35-20-2	26-18-2
Punts	6-40.0	2-51.0
Fumbles-Lost	1-0	3-2
Penalties-Yards	5-26	6-44
A - 50,374 paid, 45,822 turnstile		

INDIVIDUAL LEADERS

RUSHING - Miami, Kiick 15-56, Csonka 24-86, Griese 2-9, Warfield 2-(-7).
PASSING - Miami, Griese 35-20-2, 263 yards, one TD.
RECEIVING - Miami, Warfield 7-140, Fleming 4-37, Kiick 3-24, Mandich 1-4, Twilley 5-58, Kansas City, Podolak 8-110, Hayes 3-6, Wright 3-104, Taylor 3-12.

1971 AFC CHAMPIONSHIP

Anderson, No-Names Stymlie Colts, 21-0

Miami, Jan. 2, 1972 — Three lightning plays and a persistent defense propelled the Dolphins into Super Bowl VI with a 21-0 rout of Baltimore before an all-time Orange Bowl record crowd of 78,939.

Strong safety Dick Anderson intercepted a John Unitas pass which was deflected by Curtis Johnson, and behind a wall of six open-field blocks, Anderson weaved 62 yards for a third-quarter touchdown. "My eyes were popping as I ran," Anderson said. "I've never seen so many people land on their heads."

Before Anderson's convoy made it 14-0, the Dolphins staggered the defending Super Bowl champions when Bob Griese and Paul Warfield hooked up for a 75-yard TD pass. Warfield applied the clincher slam by fullback Larry Csonka.

The Colts hadn't been held scoreless for 97 games over seven seasons. They were stopped at the Dolphin 9 in the second quarter. Jim O'Brien missed two field-goal attempts and had another blocked by Lloyd Mumphord.

Baltimore	0	0	0	0	—	0
Miami	7	0	7	7	—	21

First Downs	16	13
Rushes-Yards	30-89	35-144
Passing Yards	213	142
Total Yards	302	286
Had QB Sacked	2-11	2-16
Passes	36-20-3	8-4-1
Punts	3-45.3	6-42.7
Fumbles-Lost	1-0	0-0
Penalties-Yards	1-5	2-27

INDIVIDUAL LEADERS

RUSHING - Baltimore, McCauley 15-50, Nottingham 11-33, Untias 2-1, Nowatzke 2-5, Miami, Kiick 18-66, Csonka 15-63, Griese 1-12, Morris 1-3.
PASSING - Baltimore, Unitas 36-20-3, 224 yards, no TD.
RECEIVING - Baltimore, Hinton 6-98, Nottingham 4-26, McCauley 2-24, Mitchell 1-4, Perkins 3-19, Havrilak 2-31, Matte 1-6, Mackey 1-6.
 Miami, Warfield 2-125, Twilley 2-33.

SUPER BOWL VI

Cowboys Flatten Luckless Dolphins, 24-3

New Orleans, Jan. 16, 1972 — A 252-yard rushing attack and sharp passing by Roger Staubach spurred the Dallas Cowboys to a 24-3 victory over the Dolphins at Tulane Stadium.

Duane Thomas pranced 95 yards on 19 carries, fullback Walt Garrison added 74 yards on 14 carries and Staubach passed twice for touchdowns to Lance Alworth and Mike Ditka. Staubach, who was sacked twice in the first quarter, bounced back to complete 12 of 19 passes, and he scrambled from the Dolphin pass rush five times.

The Dolphins were frustrated all day; in the first quarter, Larry Csonka lost a fumble and Bob Griese was chased by tackle Bob Lilly for a 29-yard loss. Griese fumbled away a snap at the Dallas 16 in the fourth period.

Although it was intriguing 10-3 at halftime, the Cowboys marched 71 yards in seven plays after kickoff, and Thomas swept three yards for the TD.

Dallas	3	7	7	7	—	24
Miami	0	3	0	0	—	3

First Downs	23	10
Rushes-Yards	48-252	20-80
Passing Yards	100	105
Total Yards	352	185
Had QB Sacked	2-19	1-29
Passes	19-12-0	23-12-1
Punts	5-37.2	5-40.0
Fumbles-Lost	1-0	0-0
Penalties-Yards	3-15	0-0
A - 81,023 paid, 80,591 turnstile		

INDIVIDUAL LEADERS

RUSHING - Dallas, Thomas 19-95, Garrison 14-74, Staubach 5-18, Hill 7-25, Hayes 1-16, Reeves 1-7, Ditka 1-17.
PASSING - Dallas, Staubach 19-12-0, 119 yards, two TDs.
RECEIVING - Dallas, Hayes 2-23, D. Thomas 3-17, Garrison 2-11, Alworth 2-28, Hill 1-12, Ditka 2-28.
 Miami, Twilley 1-20, Kiick 3-21, Warfield 4-39, Csonka 2-18, Fleming 1-27, Mandich 1-9.

1972 AFC PLAYOFF

Late TD Drive Rescues Unbeaten Dolphins

Miami, Dec. 24 — On the ropes in the fourth quarter after an unprecedented 14 victories, the Dolphins responded to poised Earl Morrall and drove 80 yards for a touchdown with 4:56 to play for a 20-14 victory over the Cleveland Browns.

Morrall, the NFL's leading passer as he replaced injured Bob Griese 10 weeks earlier, had completed only four passes for 38 yards. But he threw 15 and 35 yards to Paul Warfield, reaching the Browns' 20, and a pass interference call against linebacker Billy Andrews put the ball at the 8.

Halfback Jim Kiick then bulled eight yards up the middle on a trap for the winning points. The triumph was sealed with a minute to play when linebacker Doug Swift intercepted quarterback Mike Phipps at the Dolphin 20.

Despite stealing five of Phipps' passes, the Dolphins were stung by a 27-yard TD pass to Fair Hooker and trailed, 14-13, with 8:11 to play.

Cleveland	0	0	7	7	—	14
Miami	10	0	0	10	—	20

First Downs	15	17
Rushes-Yards	32-165	47-198
Passing Yards	118	74
Total Yards	283	272
Had QB Sacked	2-13	4-14
Passes	23-9-5	13-6-0
Punts	6-34.7	5-42.0
Fumbles/Lost	2-0	2-2
Penalties/Yards	3-25	3-25
A — 78,916 paid, 78,196 turnstile		

INDIVIDUAL LEADERS

RUSHING - Cleveland, Scott 16-94, Phipps 8-47, Brown 4-13, Kelly 4-11.
PASSING - Cleveland, Phipps 23-9-5, 131 yards, one TD.
RECEIVING - Cleveland, Scott 4-30, Hooker 3-53, Kelly 1-27, Morrill 1-21.
 Miami, Twilley 3-33, Warfield 2-50, Kiick 1-5.

SUPER BOWL VIII Dolphins Demolish Vikings, 24-7

Houston, Jan. 13, 1974 — Winning for the 32nd time in 34 games, the Dolphins repeated as Super Bowl champions and proved themselves "Best Ever" with a 24-7 rout of the Minnesota Vikings at Rice Stadium.

There was no doubt from the beginning. The Dolphins swept 62 yards in 10 plays with the opening kickoff, scoring on Larry Csonka's five-yard smash. Minnesota punted, and the onslaught resumed with a 56-yard, 10-play Dolphin drive capped by Jim Kiick's one-yard plunge. It was 17-0 before the Vikings crossed their 40, and a fourth-down fumble by Oscar Reed was recovered by safety Jake Scott at the Dolphin six-yard line.

A brilliant, diving catch by Paul Warfield netted 27 yards on a third-quarter TD drive that hiked it to 24-0. Csonka finished with his best-ever total of 145 yards on 33 carries. The Dolphins rushed for 703 yards and outscored opponents, 85-33, in the three-game playoff blitz. Csonka gained a Super Bowl record 145 yards and was named MVP.

	Minn	Miami
Minnesota	0 0 0 7 — 7	
Miami	14 3 7 0 — 24	
Mia - Csonka 5 run (Yepremian kick)		
Mia - Kiick 1 run (Yepremian kick)		
Miami - FG Yepremian 28		
Mia - Csonka 2 run (Yepremian kick)		
Minn - Tarkenton 4 run (Cox kick)		
A - 71,882 paid, 68,142 turnstile		
First Downs	14	21
Rushes-Yards	24-72	53-196
Passing Yards	166	63
Total Yards	238	259
Had QB Sacked	2-16	1-10
Passes	28-18-1	7-6-0
Punts	5-42.2	3-39.0
Fumbles-Lost	2-1	1-0
Penalties-Yards	7-65	1-4

INDIVIDUAL LEADERS

RUSHING — Minnesota: Foreman 7-18, Reed 11-31, Tarkenton 4-17, Marinaro 1-3. Brown 1-2. Miami: Csonka 33-145, Morris 11-34, Kiick 7-10, Griese 2-7.
PASSING — Minnesota: Tarkenton 28-18-1, 182 yards, no TD.
Miami: Griese 7-6-0, 73 yards, no TD.
RECEIVING — Minnesota: Foreman 5-27, Kingsriter 1-9, Lash 1-9, Voight 3-46, Giliam 4-44, Marinaro 2-39, Brown 1-9, Reed 1-(-1).
Miami: Mandich 2-21, Briscoe 2-19, Warfield 2-33.

1974 AFC PLAYOFF

Dream of 'Triple Crown' Shattered

Oakland, Dec. 21 — Oakland quarterback Ken Stabler, falling in the clutches of Vern Den Herder, unloaded a wobbly eight-yard pass that Clarence Davis wrested from three defenders in the end zone, and the Raiders scored a stunning 28-26 victory over the defending champion Dolphins.

Stabler, who had spent the last of his timeouts, appeared to have thrown an interception. But running back Davis clutched the football when bodies were untangled with 26 seconds remaining.

It was the fourth TD pass for lefthander Stabler and his second "freak" score. Four minutes earlier, Cliff Branch fell while catching a pass at the Dolphin 27, but defender Henry Stuckey also slipped, and Branch got up and escaped for a 72-yard TD.

The Dolphins, trailing by two points, went ahead with 2:08 remaining as rookie Benny Malone broke two tackles on a 23-yard touchdown run along the sideline.

Miami	7	3	6	10	— 26
Oakland	0	7	7	14	— 28

Mia - Malone 23 run (Yepremian kick)		
Oak - Davis 8 pass from Stabler (Blanda kick)		
A - 53,023 paid, 52,817 turnstile		
Miami - Moore 89 kickoff return (Yepremian kick)		
Oak - C. Smith 31 pass from Stabler (Blanda kick)		
Miami - FG Yepremian 33		
Oak - Biletnikoff 13 pass from Stabler (Blanda kick)		
Miami - Warfield 16 pass from Griese (Blanda kick)		
Miami - FG Yepremian 46		
Oak - Branch 72 pass from Stabler (Blanda kick)		
First Downs	18	19
Rushes-Yards	41-213	32-135
Passing Yards	81	276
Total Yards	294	411
Had QB Sacked	2-20	2-17
Passes	14-7-1	30-20-1
Punts	6-33.2	7-42.7
Fumbles-Lost	0-0	0-0
Penalties-Yards	3-15	3-59

INDIVIDUAL LEADERS

RUSHING — Miami: Csonka 24-114, Malone 14-83, Griese 2-14, Kiick 1-2. Oakland: C. Davis 12-59, Hubbard 14-55, Banaszak 3-14, Stabler 3-7.
PASSING — Miami: Griese 14-7-1, 101 yards, one TD.
Oakland: Stabler 30-20-1, 293 yards, four TDs.
RECEIVING — Miami: Warfield 3-47, Moore 2-40, Nottingham 1-9, Kiick 1-5. Oakland: Biletnikoff 8-122, Branch 3-84, Moore 3-22, Smith 2-35, Davis 2-16, Hubbard 1-9, Pitts 1-5.

1978 AFC "WILD-CARD" PLAYOFF Oilers Jolt Erring Dolphins, 17-9

Miami, Dec. 24 — The Houston Oilers amassed a 455-209 margin in total yardage and, aided by five Dolphin turnovers, gained a 17-9 victory in a battle of AFC "wild-card" entries at the Orange Bowl.

Toni Fritsch kicked a 35-yard field goal with 7:25 remaining to snap a 7-7 tie that existed since the first quarter. An interception by linebacker Greg Bingham led to a clinching 50-yard touchdown drive capped by Earl Campbell's one-yard dive with 1:55 to go. Campbell, the NFL rushing leader with 1,450 yards as a rookie, had been checked for only 16 yards on 13 carries in the first half.

Dolphin quarterback Bob Griese, playing with very sore ribs, connected with tight end Andre Tillman for a 13-yard TD after Earnest Rhone had recovered a fumbled punt at the Houston 21. But Griese completed only 13 of 28 passes. Twice the Dolphins lost the ball inside the Oiler 10-yard line when the game was tied.

Houston's Dan Pastorini wore a flak jacket to protect three broken ribs, and he passed for 261 of his 306-yard total in the first half.

	Houston	Miami
Houston	7 0 0 10 — 17	
Miami	7 0 0 2 — 9	
Miami — Tillman 13 pass from Griese (Yepremian kick)		
Hou — T. Wilson 13 pass from Pastorini (Fritsch kick)		
Hou — Campbell 1 run (Fritsch kick)		
Miami — Safety, Pastorini runs out of end zone		
A — 73,945 paid, 70,036 turnstile		
First Downs	23	14
Rushes-Yards	45-165	25-91
Passing Yards	290	118
Total Yards	455	209
Had QB Sacked	2-16	2-19
Passes	30-20-0	30-12-3
Punts	5-44 0	5-48 6
Fumbles/Lost	3/1	2/2
Penalties/Yards	5/37	1/5

INDIVIDUAL LEADERS

RUSHING — Houston: Campbell 26-84, Wilson 14-76, Poole 1-12, Coleman 1-2. Pastorini 3-(-9), Miami: Williams 13-41, L. Harris 9-43, Moore 1-7, Bulaich 2-0.
PASSING — Houston: Pastorini 29-20-0, 306 yards, one TD. Barber 1-0-0.
Miami: Griese 28-11-2, 114 yards, one TD. Strock 2-1-1, 23 yards, no TD.
RECEIVING — Houston: Burrough 6-103, Barber 4-112, Wilson 5-40, Woods 2-22, Campbell 1-13, Caster 1-11, Coleman 1-5.
Miami: D. Harris 4-42, Moore 2-28, Tillman 2-24, L. Harris 1-21, Bulaich 2-14, Williams 1-8.

1979 AFC PLAYOFF

Steelers Blitz Dolphins in First Quarter

Pittsburgh, Dec. 30 — Launching a drive to their fourth Super Bowl title in six years, the Pittsburgh Steelers scored touchdowns on their first three possessions and coasted to a 34-14 victory at Three Rivers Stadium.

Miami managed only 25 yards rushing against the Steel Curtain and was stopped twice in the second quarter after achieving a first down inside the Steeler 10-yard line. The Dolphins got as close as 20-7 with a seven-yard TD pass from Bob Griese to Duriel Harris in the third period, but Pittsburgh responded with a 69-yard TD drive.


The Steelers marched 62, 62 and 56 yards for their first-quarter scores when quarterback Terry Bradshaw completed 8 of 10 passes including touchdowns to John Stallworth and Lynn Swann, who was standing alone in the end zone.

Don Strock directed a 13-play, 76-yard TD drive after relieving Griese in the fourth quarter.

Miami	0	0	7	7	— 14
Pittsburgh	20	0	7	7	— 34
<hr/>					
Miami — Csonka 1 run (von Schamann kick)					
Pitt — Thornton 1 run (Bahr kick)					
Pitt — Stallworth 17 pass from Bradshaw (kick blocked)					
Pitt — Swann 20 pass from Bradshaw (Bahr kick)					
Miami — Harris 7 pass from Griese (von Schamann kick)					
Pitt — Bleier 1 run (Bahr kick)					
Pitt — Harris 5 run (Bahr kick)					
<hr/>					
				Miami	Pitt
First Downs	16			27	
Rushes-Yards	22-25			40-159	
Passing Yards	224			220	
Total Yards	249			379	
Had QB Sacked	3-19			1-10	
Passes	40-22-2			31-21-0	
Punts	4-36 3			2-29 5	
Fumbles/Lost	0/0			3/3	
Penalties/Yards	4/35			8/41	
<hr/>					
A — 50,320 paid, 50,214 turnstile					

INDIVIDUAL LEADERS

RUSHING — Miami: Csonka 10-20, Williams 8-1, Davis 2-12, Griese 1-1, Roberts 1-(-9). Pitt: Harris 21-83, Thornton 12-52, Bleier 4-13, Hawthorne 2-15.
PASSING — Miami: Griese 26-14-1, 118 yards, one TD. Strock 14-8-1, 125 yards, no TD. Pitt: Bradshaw 31-21-0, 230 yards, 2 TDs.
RECEIVING — Miami: Moore 5-93, Williams 6-26, Harris 3-61, Nathan 3-27, Davis 2-24, Hardy 2-12, Torrey 1-0.
Pitt: Stallworth 6-86, Harris 5-32, Smith 4-41, Swann 3-37, Thornton 3-34.



A.J. Duhe was named NFL Defensive Rookie of Year in 1977.

DOLPHIN HONORS

ALL-NFL SELECTIONS

- Dick Anderson (strong safety) — AP 1972-73; Writers 1972-73; NEA 1972-74; PFW 1973
- Larry Csonka (fullback) — AP 1971, 1973; PFW 1972-73; Writers 1971, 1973; NEA 1971, 1973; PFW 1971, 1977
- Bob Griese (quarterback) — AP 1971, 1977; Writers 1971, 1977; NEA 1971, 1977; PFW 1971, 1977
- Duriel Harris (kickoff returner) — PFW 1976
- Bob Kuechenberg (left guard) — NEA 1975; AP 1978; PFW 1978
- Jim Langer (center) — AP 1974-75, 1977; Writers 1974-77; NEA 1974-77; PFW 1974-77
- Larry Little (right guard) — Writers 1971-75, 1977; AP 1971-75; PFW 1971-73, 1975; NEA 1972-73
- Nat Moore (wide receiver) — AP 1977; Writers 1977
- Earl Morrall (quarterback) — AP 1972
- Tony Nathan (kick returner) — AP 1979
- Jake Scott (free safety) — Writers 1973; AP 1973-74; PFW 1972, 1974
- Bill Stanfill (defensive end) — AP 1972; Writers 1973; NEA 1973
- Paul Warfield (wide receiver) — AP 1971, 1973; NEA 1971-72; Writers 1971; PFW 1971
- Garó Yepremian (kicker) — Writers 1971, 1973; AP 1971, 1973; PFW 1971, 1973; NEA 1973
- Delvin Williams (running back) — AP 1978
- All-NFL of 1970s selected by Hall of Fame

NFL SECOND-TEAM SELECTIONS

(Writers discontinued Second Team in 1976)

- Dick Anderson (strong safety) — Writers 1974
- Bob Baumhower (defensive tackle) — AP 1979
- Nick Buoniconti (middle linebacker) — AP 1972; Writers 1972; PFW 1973
- Larry Csonka (fullback) — AP 1972; Writers 1972; NEA 1973
- Manny Fernandez (defensive tackle) — NEA 1973
- Tim Foley (strong safety) — NEA 1979
- Bob Kuechenberg (left guard) — Writers 1975; NEA 1977-78
- Jim Langer (center) — PFW 1973; AP 1976, 1978; NEA 1978
- Larry Little (right guard) — NEA 1975, 1978; AP 1977-78
- Earl Morrall (quarterback) — NEA 1972
- Jake Scott (free safety) — Writers 1972, 1975; AP 1972; NEA 1972-73
- Bill Stanfill (defensive end) — Writers 1974; NEA 1974; PFW 1973
- Paul Warfield (wide receiver) — AP 1972; Writers 1973; NEA 1973; PFW 1973
- Delvin Williams (running back) — NEA 1978

KEY to AWARDS — AP, Associated Press; UPI, United Press International; NEA, Newspaper Enterprise Association; SN, Sporting News; PFW, Pro Football Weekly.

ALL-AFC SELECTIONS

(AP discontinued All-AFC in 1977)

- Dick Anderson (strong safety) — AP 1972-73; UPI 1972-73; SN 1972-74; PFW 1973
- Bob Baumhower (defensive tackle) — SN 1979; PFW 1979
- Nick Buoniconti (middle linebacker) — AP 1972
- Larry Csonka (fullback) — PFW 1970, 1973; AP 1972-73; UPI 1971-73; SN 1971-73
- Vern Den Herder (defensive end) — AP 1972
- Norm Evans (right tackle) — AP 1973; SN 1974
- Manny Fernandez (defensive tackle) — SN 1971
- Bob Griese (quarterback) — SN 1970-71, 1973; AP 1971; UPI 1971, 1977; PFW 1971, 1977
- Duriel Harris (kickoff returner) — PFW 1976
- Bob Kuechenberg (left guard) — PFW 1974, 1978; SN 1975, 1978 (tackle)
- Jim Langer (center) — PFW 1973-77; AP 1974-76; UPI 1973-77; SN 1973-77
- Larry Little (right guard) — AP 1971-75; UPI 1971-75; SN 1971-74; PFW 1971, 1973, 1975
- Nat Moore (wide receiver) — PFW 1977; SN 1977; UPI 1977
- Earl Morrall (quarterback) — AP 1972; SN 1972
- Tony Nathan (punt returner) — SN 1979
- Jake Scott (free safety) — FN 1970; AP 1971-75; UPI 1971-73, 1975; SN 1972-73, 1975; PFW 1974
- Bill Stanfill (defensive end) — UPI 1971-74; AP 1972-74; SN 1972-74; PFW 1973
- Paul Warfield (wide receiver) — AP 1971-73; UPI 1971, 1973; SN 1970-73; PFW 1971, 1973-74
- Garó Yepremian (kicker) — PFW 1971, 1973; SN 1971, 1973; AP 1973
- Delvin Williams (running back) — UPI 1978; SN 1978; PFW 1978

PRO BOWL SELECTIONS

(Starters Capitalized)

- 1970 — RB Larry Csonka, QB Bob Griese, WR Paul Warfield
- 1971 — RB LARRY CSONKA, QB BOB GRIESE, G Larry Little, RB Mercury Morris, S Jake Scott (dnp), DE Bill Stanfill, WR PAUL WARFIELD
- 1972 — S Dick Anderson, LB Nick Buoniconti (dnp), RB Larry Csonka (dnp), OT Norm Evans, G LARRY LITTLE, RB Mercury Morris, S JAKE SCOTT, DE Bill Stanfill (dnp), WR Paul Warfield (dnp)
- 1973 — S DICK ANDERSON, LB Nick Buoniconti, RB Larry Csonka (dnp), QB Bob Griese, C JIM LANGER, G LARRY LITTLE, OT Wayne Moore (dnp), RB Mercury Morris (dnp), S JAKE SCOTT, DE Bill Stanfill (dnp), WR Paul Warfield (dnp), K GARO YEPREMIAN
- 1974 — S DICK ANDERSON, RB Larry Csonka, OT Norm Evans, QB Bob Griese, G Bob Kuechenberg, C JIM LANGER, G LARRY LITTLE, DE BILL STANFILL, S Jake Scott (dnp), WR Paul Warfield
- 1975 — G BOB KUECHENBERG, C JIM LANGER, S JAKE SCOTT
- 1976 — C JIM LANGER
- 1977 — QB BOB GRIESE, G Bob Kuechenberg, C JIM LANGER, WR NAT MOORE
- 1978 — QB Bob Griese, G Bob Kuechenberg, C Jim Langer, RB DELVIN WILLIAMS, K GARO YEPREMIAN
- 1979 — DT BOB BAUMHOWER, LB Kim Bokamper, SS Tim Foley
- 1980 — NO SELECTIONS

AMERICAN FOOTBALL LEAGUE ALL-STARS

- 1966 — DE Ed Cooke, LB Tom Erlandson, CB JIMMY WARREN, S Willie West
- 1967 — LB John Bramlett, WR Jack Clancy, QB Bob Griese, CB DICK WESTMORELAND
- 1968 — QB Bob Griese, RB JIM KICK, WR Karl Noonan
- 1969 — LB NICK BUONICONTI, G Tom Goode, RB Jim Klick, G Larry Little, DE Bill Stanfill, East Coach George Wilson

DOLPHINS AWARDS BANQUET (voted by South Florida media)

Most Valuable Player

- 1966 —RB Joe Auer
- 1967 —QB Bob Griese
- 1968 —QB Bob Griese
- 1969 —LB Nick Buoniconti
- 1970 —QB Bob Griese and
WR Paul Warfield
- 1971 —QB Bob Griese
- 1972 —QB Earl Morrall
- 1973 —FB Larry Csonka
- 1974 —QB Bob Griese
- 1975 —C Jim Langer
- 1976 —LB Steve Towle
- 1977 —QB Bob Griese
- 1978 —RB Delvin Williams
- 1979 —FB Larry Csonka



1980 —QB David Woodley

THIRD-DOWN AWARD (most valuable, NEA, voted by players)

- | | |
|---------------------------|---------------------------|
| 1966 —S Willie West | 1973 —MLB Nick Buoniconti |
| 1967 —C Tom Goode | 1974 —QB Bob Griese |
| 1968 —QB Bob Griese | 1975 —QB Bob Griese |
| 1969 —MLB Nick Buoniconti | 1976 —WR Nat Moore |
| 1970 —WR Paul Warfield | 1977 —WR Nat Moore |
| 1971 —FB Larry Csonka | 1978 —RB Delvin Williams |
| 1972 —FB Larry Csonka | 1979 —DE Vern Den Herder |

(Discontinued in 1980)

TOMMY FITZGERALD AWARD (outstanding rookie in training camp)

- | | |
|-------------------------|--|
| 1969 —CB Lloyd Mumphord | 1976 —LB Larry Gordon |
| 1970 —LB Mike Kolen | 1977 —DE A.J. Duhe and
DT Bob Baumhower |
| 1971 —WR Otto Stowe | 1978 —CB Gerald Small |
| 1972 —S Charlie Babb | 1979 —K Uwe von Schamann |
| 1973 —WR Bo Rather | 1980 —CB Don McNeal |
| 1974 —WR Nat Moore | |
| 1975 —S Barry Hill | |

COLLEGE ALL-STAR GAME, CHICAGO

- 1966 —LB Frank Emanuel, Tennessee.
- 1967 —WR Jack Clancy, Michigan; QB Bob Griese, Purdue; OT Jim Riley, Oklahoma.
- 1968 —TE Jim Cox, Miami, Fla; RB LARRY CSONKA, Syracuse (MVP); RB Jim Kiick, Wyoming.
- 1969 —DT Bob Heinz, Pacific; DE BILL STANFILL, Georgia.
- 1970 —none selected.
- 1971 —CB Ron Dickerson, Kansas State.
- 1972 —DT Mike Kadish, Notre Dame.
- 1973 —Dolphins 14, All-Stars 3
- 1974 —DE Don Reese, Jackson State; RB Benny Malone, Arizona State; CB Jeris White, Hawaii; Game cancelled during players' strike.
- 1975 —OT Darryl Carlton, Tampa; QB-WR Freddie Solomon, Tampa; RB Stan Winfrey, Arkansas State.
- 1976 —KB Kim Bokamper, San Jose State; LB Larry Gordon, Arizona State; WR Duriel Harris, New Mexico State.



Records

YEAR-BY-YEAR LEADERS

RUSHING

		G	Att.	Yds.	Avg.	LG	TD
1966	Joe Auer	14	121	416	3.4	41	4
1967	Abner Haynes	10	56	274	4.9	65t	2
1968	Jim Kiick	14	165	621	3.8	25	4
1969	Jim Kiick	14	180	575	3.2	27	9
1970	Larry Csonka	14	193	874	4.5	53	6
1971	Larry Csonka	14	195	1051	5.4	28	7
1972	Larry Csonka	14	213	1117	5.2	45	6
1973	Larry Csonka	14	219	1003	4.6	25	5
1974	Larry Csonka	12	197	749	3.8	24	9
1975	Mercury Morris	14	219	875	4.0	49	4
1976	Benny Malone	14	186	797	4.3	31	4
1977	Benny Malone	14	129	615	4.8	66t	5
1978	Delvin Williams	16	272	1258	4.6	58t	8
1979	Larry Csonka	16	220	837	3.8	22	12
1980	Delvin Williams	15	187	671	3.6	65	2

RECEIVING

		G	No.	Yds.	Avg.	LG	TD
1966	Dave Kocourek	14	27	320	11.9	43	2
1967	Jack Clancy	14	67	868	13.0	44	2
1968	Karl Noonan	14	58	760	13.1	50	11
1969	Larry Seiple	13	41	577	14.1	41t	5
1970	Jim Kiick	14	42	497	11.8	47	0
1971	Paul Warfield	14	43	996	23.2	86t	11
1972	Paul Warfield	12	29	606	20.9	47	3
1973	Marlin Briscoe	14	30	447	14.9	53	2
1974	Nat Moore	13	37	605	16.4	48	2
1975	Nat Moore	14	40	705	17.6	79t	4
1976	Nat Moore	9	33	625	18.9	67t	4
1977	Nat Moore	14	52	765	14.7	73t	12
1978	Nat Moore	16	48	645	13.5	47	10
1979	Nat Moore	16	48	840	17.5	53	6
1980	Tony Nathan	16	57	588	10.3	61	5

PASSING

		G	Att.	Com.	Yds.	Pct.	TD	Intc.
1966	Dick Wood	10	230	83	993	36.1	4	14
1967	Bob Griese	12	331	166	2005	50.2	15	18
1968	Bob Griese	13	355	186	2473	52.4	21	16
1969	Bob Griese	9	252	121	1695	48.0	10	16
1970	Bob Griese	14	245	142	2019	58.0	12	17
1971	Bob Griese	14	263	145	2089	55.1	19	9
1972	Earl Morrall	14	150	83	1360	55.3	11	7
1973	Bob Griese	13	218	116	1422	53.2	17	8
1974	Bob Griese	13	253	152	1968	60.1	16	15
1975	Bob Griese	10	191	118	1693	61.8	14	13
1976	Bob Griese	13	272	162	2097	59.6	11	12
1977	Bob Griese	14	307	180	2252	58.6	22	13
1978	Bob Griese	11	235	148	1791	63.0	11	11
1979	Bob Griese	14	310	176	2160	56.8	14	16
1980	D. Woodley	13	327	176	1850	53.8	14	17

Fullback Larry Csonka linked three seasons (1971-73) with over 1,000 yards rushing but seldom had a 100-yard game—three in 1971, four in 1972 and three in 1973. Yet in one stretch of five playoff games, he topped 100 yards four times!

PUNT RETURNS

		No.	Yds.	Avg.	Long	TD
1966	Joe Auer	5	99	19.8	56	0
1967	Abner Haynes	6	37	6.2	20	0
1968	Bob Neff	8	71	8.9	20	0
1969	Mercury Morris	25	172	6.9	38	0
1970	Jake Scott	27	290	10.7	77t	1
1971	Jake Scott	33	318	9.6	31	0
1972	Charlie Leigh	22	210	9.5	27	0
1973	Jake Scott	22	266	12.1	33	0
1974	Jake Scott	31	346	11.2	30	0
1975	Freddie Solomon	26	320	12.3	50t	1
1976	Freddie Solomon	13	205	15.8	79t	1
1977	Freddie Solomon	32	285	8.9	39	0
1978	Jimmy Cefalo	28	232	8.3	26	0
1979	Tony Nathan	28	306	10.9	86t	1
1980	Tony Nathan	23	178	7.7	30	0

KICKOFF RETURNS

		No.	Yds.	Avg.	Long	TD
1966	Joe Auer	28	698	24.9	95t	1
1967	Bob Neff	15	351	23.4	69	0
1968	Gene Milton	18	408	22.7	74	0
1969	Mercury Morris	43	1136	26.4	105t	1
1970	Mercury Morris	28	812	29.0	96t	1
1971	Mercury Morris	15	423	28.2	94t	1
1972	Mercury Morris	14	334	23.9	33	0
1973	Charlie Leigh	9	251	27.9	51	0
1974	Nat Moore	22	587	26.7	40	0
1975	Freddie Solomon	17	348	20.5	31	0
1976	Duriel Harris	17	559	32.9	69	0
1977	Gary Davis	14	414	29.6	73	0
1978	Duriel Harris	29	657	22.7	53	0
1979	Tony Nathan	45	1016	22.6	43	0
1980	Don Bessillieu	40	890	22.3	87	0

INTERCEPTIONS

		No.	Yds.	Avg.	Long	TD
1966	Willie West	8	62	7.8	27	0
1967	Dick Westmoreland	10	127	12.7	29	1
1968	Dick Anderson	8	230	28.8	96t	1
1969	Lloyd Mumphord	5	102	20.4	51	0
1970	Dick Anderson	8	191	23.9	86	0
1971	Jake Scott	7	34	4.9	21	0
1972	Jake Scott	5	73	14.6	31	0
1973	Dick Anderson	8	163	20.4	38t	2
1974	Jake Scott	8	75	9.4	30	0
1975	Jake Scott	6	60	10.0	38	0
1976	(four players)			(two interceptions)		
1977	Curtis Johnson	4	35	8.8	19	0
1978	Tim Foley	6	12	2.0	8	0
1979	Neal Colzie	5	86	17.2	56	0
	Gerald Small	5	74	14.8	40	0
1980	Gerald Small	7	46	6.6	22	0

Quarterback Bob Griese may have the finest 50-game stretch in the history of pro football. The Dolphins won 82.1 percent of their games (43-9-1) with Griese at the helm in a span of 53 games from 1971 through the end of 1974.

SCORING

		TDs	Run	Rec	PATs	FGs	TP
1966	Joe Auer	9	5	4	0-0	0-0	54
	Gene Mingo	0	0	0	23-23	10-22	53
1967	Booth Lusteg	0	0	0	18-18	7-12	39
1968	Karl Noonan	11	0	11	0-0	0-0	66
1969	Karl Kremser	0	0	0	26-27	13-22	65
	Jim Kiick	10	9	1	0-0	0-0	60
1970	Garó Yepremian	0	0	0	31-31	22-29	97
1971	Garó Yepremian	0	0	0	33-33	28-40	117
	Paul Warfield	11	0	11	0-0	0-0	66
1972	Garó Yepremian	0	0	0	43-45	24-37	115
	Mercury Morris	12	12	0	0-0	0-0	72
1973	Garó Yepremian	0	0	0	38-38	25-37	113
	Paul Warfield	11	0	11	0-0	0-0	66
1974	Garó Yepremian	0	0	0	43-43	8-15	67
	Larry Csonka	9	9	0	0-0	0-0	54
1975	Garó Yepremian	0	0	0	40-46	13-16	79
	Don Nottingham	12	12	0	0-0	0-0	72
1976	Garó Yepremian	0	0	0	29-31	16-23	77
1977	Nat Moore	13	1	12	0-0	0-0	78
1978	Garó Yepremian	0	0	0	41-45	19-23	98
	Nat Moore	10	0	10	0-0	0-0	60
1979	Uwe von Schamann	0	0	0	36-40	21-29	99
	Larry Csonka	13	12	1	0-0	0-0	78
1980	Uwe von Schamann	0	0	0	32-32	14-23	74

OUTSTANDING PERFORMANCES

300-YARD PASSING TOTALS

Player	Date	Opponent	Att.	Com.	Yds.	TD	Int.	Long
Bob Griese	11/20/78	at Houston	33	23	349	2	1	47
Bob Griese	9/14/69	at Cincinnati	39	19	327	1	2	50
Don Strock	12/15/79	NEW YORK JETS	41	26	322	1	2	38
John Stofa	12/18/66	HOUSTON	38	22	307	4	2	48t
Bob Griese	10/17/76	KANSAS CITY	35	25	306	1	2	39

20 BEST RECEIVING PERFORMANCES

Player	Date	Opponent	No.	Yds.	TD	Long
Duriel Harris	10/28/79	GREEN BAY	10	180	1	37t
Bo Roberson	12/ 4/66	at Denver	6	161	0	71
Paul Warfield	11/14/71	PITTSBURGH	3	158	3	86t
Paul Warfield	9/19/71	at Denver	6	146	1	36
Nat Moore	12/17/77	BUFFALO	5	144	1	67
Paul Warfield	12/25/71	at Kansas City	7	140	0	35
Otto Stowe	11/27/72	ST. LOUIS	6	140	2	37t
Paul Warfield	11/17/74	BUFFALO	4	139	1	54
Paul Warfield	12/10/72	at N.Y. Giants	4	132	1	44
Bo Roberson	9/18/66	at Buffalo	5	128	1	54t
Marlin Briscoe	11/12/72	NEW ENGLAND	4	128	2	51t
Nat Moore	9/30/79	at New York Jets	8	127	1	36
Duriel Harris	10/ 9/77	at Baltimore	4	127	0	47
Jack Clancy	12/ 3/67	at Houston	7	126	1	44t
Paul Warfield	1/ 2/72	BALTIMORE	2	125	1	75t
Howard Twilley	11/ 3/68	at San Diego	7	124	1	38
Nat Moore	10/10/76	at Baltimore	3	124	1	67t
Paul Warfield	10/10/70	at New York Jets	5	122	1	40
Nat Moore	9/23/79	CHICAGO	5	121	0	53
Mel Baker	12/15/74	NEW ENGLAND	4	121	2	46t




David Woodley accounted for 5 touchdowns in 35-14 romp over Los Angeles in 1980.

30 BEST RUSHING PERFORMANCES

Player	Date	Opponent	Att.	Yds	TD	Long
*Mercury Morris	9/30/73	NEW ENGLAND	15	197	3	70
Gary Davis	12/17/77	BUFFALO	26	172	1	60t
Delvin Williams	11/ 9/80	at Los Angeles	12	151	0	65
Abner Haynes	9/17/67	DENVER	12	151	2	65t
Larry Csonka	1/13/74	MINNESOTA	33	145	2	14
Mercury Morris	11/11/73	BALTIMORE	12	144	2	53
Delvin Williams	11/12/78	at Buffalo	26	144	2	26t
Leroy Harris	12/ 5/77	BALTIMORE	17	140	1	77t
Benny Malone	10/ 9/77	at Baltimore	12	139	2	62t
Larry Csonka	10/24/71	at NY Jets	20	137	2	21
Delvin Williams	9/17/78	BUFFALO	24	135	1	18t
Mercury Morris	10/ 5/75	at Green Bay	31	125	0	11
Mercury Morris	10/26/75	at Buffalo	20	124	0	35
Larry Csonka	12/ 2/74	CINCINNATI	24	123	0	24
Larry Csonka	11/ 9/69	at New England	16	121	1	54t
Jim Kiick	10/24/71	at NY Jets	17	121	0	24
Don Nottingham	9/28/75	at New England	16	120	1	40
Delvin Williams	9/ 3/78	at NY Jets	11	119	1	58t
Benny Malone	10/31/76	NEW ENGLAND	21	119	0	17
Larry Csonka	9/17/72	at Kansas City	21	118	1	17
Benny Malone	10/24/76	at Tampa Bay	22	118	1	28
Larry Csonka	12/30/73	OAKLAND	29	117	3	14
Mercury Morris	11/ 7/71	BUFFALO	13	116	1	45
Delvin Williams	10/22/78	at New England	19	116	1	24
Larry Csonka	12/ 6/70	NEW ENGLAND	12	115	1	30
Larry Csonka	12/21/74	at Oakland	24	114	0	15
Larry Csonka	11/27/72	ST. LOUIS	16	114	0	20
Larry Csonka	10/15/73	at Cleveland	21	114	2	13
Mercury Morris	10/18/75	at NY Jets	16	114	1	49
Mercury Morris	12/ 3/72	at New England	15	113	0	20

*Single-game record by two rushers, 277 yards, includes Larry Csonka 18 for 80



Bob Griese topped 25,000 passing yards in career.

INDIVIDUAL RECORDS

1966-77: 14 games 1978-80: 16 games

SCORING

Total Points

Career

830	Garó Yepremian (1970-78), 335XPs, 165 FGs
342	Larry Csonka (1968-74, 79), 57 TDs
276	Nat Moore (1974-80), 46 TDs
198	Paul Warfield (1970-74), 33 TDs
198	Mercury Morris (1969-75), 33 TDs

Season

117	Garó Yepremian (1971), 33 XPs, 28 FGs
115	Garó Yepremian (1972), 43XPs, 24 FGs

Game

24	Paul Warfield (12-15-73 vs. Detroit), 4 TDs
----	---

Touchdowns

Career

57	Larry Csonka (1968-74, 79), 53 run, 4 pass
46	Nat Moore (1974-80), 45 pass, 1 run
33	Paul Warfield (1970-74), 33 pass
33	Mercury Morris (1969-75), 29 run, 1 pass, 3 return

Season

13	Larry Csonka (1979), 12 run, 1 pass
13	Nat Moore (1977), 12 pass, 1 run
12	Don Nottingham (1975), 12 run
12	Mercury Morris (1972), 12 run

Game

4	Paul Warfield (12-15-73 vs. Detroit), 4 pass
---	--

Field Goals Made

Career

165	Garó Yepremian (1970-78), 242 attempts
-----	--

Season

28	Garó Yepremian (1971), 40 attempts
25	Garó Yepremian (1973), 37 attempts

Game

5	Garó Yepremian (9-26-71 vs. Buffalo), 6 attempts
4	Garó Yepremian (9-16-73 vs. San Francisco), try 4
4	Garó Yepremian (10-18-70 at Buffalo), 4 attempts

Per Cent

82.6	Garó Yepremian (1978), 19 of 23
81.3	Garó Yepremian (1975), 13 of 16

Longest

54	Garó Yepremian (10-22-72 vs. Buffalo)
53	Garó Yepremian (12-5-76 vs. Buffalo)
53	Garó Yepremian (9-16-73 vs. San Francisco)
53	Uwe von Schamann (10-21-79 at New England)

Field Goal Yardage

Career

5,244	Garó Yepremian (1970-78), 165 of 242
-------	--------------------------------------

Season

802	Garó Yepremian (1971), 28 of 40
760	Garó Yepremian (1973), 25 of 37

Game

165	Garó Yepremian (10-18-70 at Buffalo) 46, 42, 47, 30
151	Garó Yepremian (9-16-73 vs. San Fran.) 31, 53, 45, 22

Extra Points Made

Career

335	Garó Yepremian (1970-78), 351 attempts
-----	--

Season

43	Garó Yepremian (1972), 45 attempts
43	Garó Yepremian (1974), 43 attempts

Game

7	Garó Yepremian (11-12-72 vs. New England), try 7
7	Garó Yepremian (11-24-77 at St. Louis), try 8

RUSHING

Total Yards

Career

6,737	Larry Csonka (1968-74, 79), 1506 attempts
3,877	Mercury Morris (1969-75), 754 attempts
3,644	Jim Klieck (1968-74), 997 attempts
2,632	Delvin Williams (1978-80), 643 attempts
2,129	Benny Malone (1974-78), 503 attempts

Season

1,258	Delvin Williams (1978), 4.6 per carry
1,117	Larry Csonka (1972), 5.2 per carry
1,051	Larry Csonka (1971), 5.4 per carry
1,003	Larry Csonka (1973), 4.6 per carry
1,000	Mercury Morris (1972), 5.3 per carry

Game

197	Mercury Morris (9-30-73 vs. New England) on 15
172	Gary Davis (12-17-77 vs. Buffalo) on 26
151	Delvin Williams (11-9-80 at Los Angeles) on 12
151	Abner Haynes (9-17-67 vs. Denver) on 12
*145	Larry Csonka (1-13-74 vs. Minnesota) on 33
144	Delvin Williams (11-12-78 at Buffalo) on 26
144	Mercury Morris (11-11-73 vs. Baltimore) on 12
140	Leroy Harris (12-5-77 vs. Baltimore) on 17

Rushing Attempts

Career

1,506	Larry Csonka (1968-74, 79)
997	Jim Klieck (1968-74)
754	Mercury Morris (1969-75)

Season

272	Delvin Williams (1978)
220	Larry Csonka (1979)

Game

*33	Larry Csonka (1-13-74 vs. Minnesota), 145 yds.
31	Mercury Morris (10-5-75 at Green Bay), 125 yds.
*29	Larry Csonka (12-30-73 vs. Oakland), 117 yds.

*playoff game

Touchdowns Rushing

Career

53	Larry Csonka (1968-74, 79)
29	Mercury Morris (1969-75)
28	Jim Klieck (1968-74)

Season

12	Mercury Morris (1972)
12	Don Nottingham (1975)
12	Larry Csonka (1979)

Game

3	Larry Csonka (11-29-79 vs. New England), 1, 1, 1
3	Larry Csonka (9-23-79 vs. Chicago), 12, 9, 1
3	Larry Csonka (12-30-73 vs. Oakland), 11, 2, 2
3	Don Nottingham (10-5-75 at Green Bay), 11, 1, 11
3	Don Nottingham (10-26-75 at Buffalo), 1, 1, 1
3	Don Nottingham (11-3-74 vs. Atlanta), 1, 2, 1
3	Mercury Morris (9-30-73 vs. New England), 24, 70, 35
3	Mercury Morris (11-12-72 vs. New England), 4, 4, 6
3	Jim Kiick (12-20-70 vs. Buffalo), 4, 2, 2

Rushing Average

Career	5.1 Mercury Morris (1969-75), 754 attempts
Season	4.5 Larry Csonka (1968-74, 79), 1,506 attempts

6.4	Mercury Morris (1973), 149-954
5.4	Larry Csonka (1971), 195-1,051

x-Game

13.1	Mercury Morris (9-30-73 vs. New England), 15-197
12.6	Abner Haynes (9-17-67 vs. Denver), 12-151
12.6	Delvin Williams (11-9-80 at Los Angeles), 12-151

x-10 or more attempts

Longest Runs

77t	Leroy Harris (12-5-77 vs. Baltimore)
70t	Mercury Morris (9-30-73 vs. New England)
70	Mercury Morris (10-15-73 at Cleveland)
66t	Benny Malone (10-9-77 at Baltimore)
65t	Gary Davis (9-17-78 vs. Buffalo)
65t	Abner Haynes (9-17-67 vs. Denver)
65	Delvin Williams (11-9-80 at Los Angeles)
63	Norm Bulaich (9-10-78 at Baltimore)
60t	Gary Davis (12-17-77 vs. Buffalo)
58t	Delvin Williams (9-3-78 at NY Jets)
57	Gary Davis (12-5-76 vs. Buffalo)
56	Jim Kiick (11-15-70 vs. New Orleans)
56	Don Nottingham (12-7-75 vs. Buffalo)

PASSING

Total Yards

Career	25,092 Bob Giese (1967-80)
--------	----------------------------

Season	2,473 Bob Giese (1968)
	2,252 Bob Giese (1977)

Game	349 Bob Giese (11-20-78 at Houston)
	327 Bob Giese (9-14-69 at Cincinnati)
	322 Don Strock (12-15-79 vs. NY Jets)
	307 John Stofa (12-18-66 vs. Houston)
	306 Bob Giese (10-17-76 vs. Kansas City)
Playoffs	263 Bob Giese (12-25-71 at Kansas City)

Pass Attempts

Career	3,429 Bob Giese (1967-80)
Season	355 Bob Giese (1968), 186 completions
	331 Bob Giese (1967), 166 completions
	327 David Woodley (1980), 176 completions

Game

53	Dick Wood (11-27-66 vs. New England), comp. 17
46	Rick Norton (10-15-67 at New England), comp. 19
45	Bob Giese (10-19-69 at Kansas City), comp. 21
45	Bob Giese (9-30-79 at NY Jets), comp. 22

Pass Completions

Career	1,926 Bob Giese (1967-80)
Season	186 Bob Giese (1968), 355 attempts
	180 Bob Giese (1977), 307 attempts
Game	26 Don Strock (12-15-79 vs. NY Jets) of 41
	25 Bob Giese (10-17-76 vs. Kansas City) of 35
	23 Bob Giese (9-21-68 vs. Oakland) of 40
	23 Bob Giese (11-20-78 at Houston) of 33
Playoffs	20 Bob Giese (12-25-71 at Kansas City) of 35

Touchdown Passes

Career	192 Bob Giese (1967-80)
Season	22 Bob Giese (1977) of 180 completions
	21 Bob Giese (1968) of 186 completions
	19 Bob Giese (1971) of 145 completions
Game	6 Bob Giese (11-24-77 at St. L.) 4, 7, 9, 28, 17, 37
	4 Bob Giese (10-17-71 vs. New Eng.) 22, 32, 14, 14
	4 Bob Giese (12-15-73 vs. Detroit) 21, 7, 16, 4
	4 Bob Giese (11-2-69 at NY Jets) 5, 29, 11, 9
	4 John Stofa (12-18-66 vs. Houston) 27, 48, 4, 14

Passes Had Intercepted

Career	192 Bob Giese (1967-80)
Season	18 Bob Giese (1967), 331 attempts
	17 Bob Giese (1970), 245 attempts
Game	5 Rick Norton (11-23-69 vs. Houston) 26 attempts
	5 Bob Giese (12-23-67 vs. Houston), 41 attempts

Lowest Interception Rate

x-Season	3.4 Bob Giese (1971), 9 of 263
	3.7 Bob Giese (1973), 8 of 218

x-150 or more attempts

Completion Per Cent

Career	56.2 Bob Giese (1967-80), 1,926 of 3,429
	53.8 Earl Morrall (1972-76), 153 of 284
Season	63.0 Bob Giese (1978), 148 of 235
	61.8 Bob Giese (1975), 118 of 191
	60.1 Bob Giese (1974), 152 of 253
x-Game	92.3 Bob Giese (12-18-78 vs. New Eng.), 12 of 13
	82.4 Earl Morrall (12-1-75 vs. New Eng.), 14 of 17
	81.0 Bob Giese (10-22-67 vs. NY Jets), 17 of 21
	80.0 Bob Giese (11-6-77 at NY Jets), 12 of 15
	80.0 Don Strock (12-7-75 vs. Buffalo), 12 of 15

x-12 or more completions

Longest Pass Plays

86t	Bob Giese to Paul Warfield (11-14-71 vs Pittsburgh)
80t	George Wilson to Bo Roberson (10-23-66 at Houston)
79t	Bob Giese to Nat Moore (11-2-75 at Chicago)
75t	Bob Giese to Paul Warfield (1-2-72 vs. Baltimore)
74t	Bob Giese to Paul Warfield (10-31-71 at Los Angeles)
73t	Bob Giese to Nat Moore (9-25-77 at San Francisco)
71	Dick Wood to Bo Roberson (12-4-66 at Denver)
68t	Bob Giese to Joe Auer (9-17-67 vs. Denver)

PASS RECEIVING

Total Receptions

Career

305	Nat Moore (1974-80)
221	Jim Kiick (1968-74)
212	Howard Twilley (1966-76)
176	Duriel Harris (1976-80)
156	Paul Warfield (1970-74)

Season

67	Jack Clancy (1967), 868 yards
58	Karl Noonan (1968), 760 yards
57	Tony Nathan (1980), 588 yards
52	Nat Moore (1977), 765 yards

x-Game

10	Duriel Harris (10-28-79 vs. Green Bay), 180 yards
9	Marlin Briscoe (9-15-74 at New England), 113 yards
8	Nat Moore (9-30-79 at NY Jets), 127 yards
8	Jack Clancy (11-19-67 at Oakland), 114 yards
8	Larry Seiple (11-16-69 at Buffalo), 106 yards
8	Howard Twilley (10-17-76 vs. Kans. City), 104 yards

x-minimum 100 yards

Total Receiving Yards

Career

4,750	Nat Moore (1974-80), 15.6 per catch
3,355	Paul Warfield (1970-74), 21.5 per catch
3,064	Howard Twilley (1966-76), 14.4 per catch
3,008	Duriel Harris (1976-80), 17.1 per catch

Season

996	Paul Warfield (1971), 43 receptions
868	Jack Clancy (1967), 67 receptions
840	Nat Moore (1979), 48 receptions
798	Duriel Harris (1979), 42 receptions

Game

180	Duriel Harris (10-28-79 vs. Green Bay), 10 receptions
161	Bo Roberson (12-4-66 at Denver), 6 receptions
158	Paul Warfield (11-14-71 vs. Pittsburgh), 3 receptions
146	Paul Warfield (9-19-71 at Denver), 6 receptions
144	Nat Moore (12-17-77 vs. Buffalo), 5 receptions

Touchdowns Receiving

45	Nat Moore (1974-80), 305 receptions
33	Paul Warfield (1970-74), 156 receptions
23	Howard Twilley (1966-76), 212 receptions
23	Jim Mandich (1970-77), 121 receptions

Season

12	Nat Moore (1977), 52 receptions
11	Paul Warfield (1973), 29 receptions
11	Paul Warfield (1971), 43 receptions
11	Karl Noonan (1968), 58 receptions

Game

4	Paul Warfield (12-15-73 vs. Detroit)
---	--------------------------------------

RUSHING-RECEIVING

Career

7,425	Larry Csonka (1968-74, 79), 6,737 and 688
5,854	Jim Kiick (1968-74), 3,644 and 2,210
4,981	Nat Moore (1974-80), 231 and 4,750
4,368	Mercury Morris (1969-75), 3,877 and 491

Season

1,450	Delvin Williams (1978), 1,258 and 192
1,168	Mercury Morris (1972), 1,000 and 168
1,165	Larry Csonka (1972), 1,117 and 48
1,164	Larry Csonka (1971), 1,051 and 113
1,155	Jim Kiick (1970), 658 and 497

Game

197	Mercury Morris (9-30-73 vs. New England), 197-0
188	Gary Davis (12-17-77 vs. Buffalo), 172-16
174	Paul Warfield (11-14-71 vs. Pittsburgh), 16-158
173	Freddie Solomon (12-5-76 vs. Buffalo), 59-114
166	Gary Davis (11-24-77 at St. Louis), 104-62

COMBINED YARDAGE

Career

7,486	Mercury Morris (1969-75), 3,118 return yards
7,425	Larry Csonka (1968-74, 79), no return yards
6,138	Nat Moore (1974-80), 1,157 return yards
5,854	Jim Kiick (1968-74), no return yards

Season

1,603	Tony Nathan (1979), 1,322 return yards
1,502	Mercury Morris (1972), 334 return yards
1,483	Mercury Morris (1969), 1,308 return yards
1,476	Joe Auer (1966), 797 return yards

Game

302	Mercury Morris (11-1-70 at Baltimore) 8-89 rush, 3-68 pass, 6-145 kickoff returns
254	Freddie Solomon (10-9-77 at Baltimore) 4-171 kickoff returns, 4-51 pass, 3-32 punt returns
252	Freddie Solomon (12-5-76 vs. Buffalo) 1-59t rush, 5-114 pass, 1-79t punt return

PUNTING

Total Punts

Career

633	Larry Seiple (1967-77) 25,347 yards
-----	-------------------------------------

Season

81	George Roberts (1978), 40.3 average
80	Larry Seiple (1969), 40.8 average

Game

10	George Roberts (10-12-80 at New Eng.), 445 yards
10	George Wilson, Jr. (9-9-66 vs. NY Jets), 483 yards
9	Larry Seiple (9-18-77 at Buffalo), 325 yards

Average Yards

Career

40.0	Larry Seiple (1967-77)
------	------------------------

Season

42.6	George Roberts (1980), 77 punts
42.3	Larry Seiple (1973), 48 punts
42.1	George Wilson, Jr. (1966), 42 punts

x-Game

52.0	Larry Seiple (10-7-73 vs. NY Jets), 4-208
48.6	George Roberts (12-24-78 vs. Houston), 5-243

x-4 or more punts

Longest Punts

73	Larry Seiple (11-14-71 vs. Pittsburgh) to end zone
71	George Roberts (11-2-80 at Oakland) net 62

PUNT RETURNS

Total Returns

Career

127	Jake Scott (1970-75)
71	Freddie Solomon (1975-77)

Season

33	Jake Scott (1971), 9.6 average
32	Freddie Solomon (1977), 8.9 average

Game

7	Mercury Morris (10-19-69 at Kansas City), 17.6 avg.
6	Jake Scott (11-10-74 at New Orleans), 16.5 avg.
6	Freddie Solomon (12-5-77 vs. Baltimore), 9.3 avg.

Punt Return Yardage

Career	1,330	Jake Scott (1970-75)
	810	Freddie Solomon (1975-77)
Season	346	Jake Scott (1974), 11.2 average
	320	Freddie Solomon (1975), 12.3 average
Game	123	Mercury Morris (10-19-69 at Kansas City) on 7
	99	Jake Scott (11-10-74 at New Orleans) on 6

Longest Punt Returns

86t	Tony Nathan (10-14-79 vs. Buffalo)
79t	Freddie Solomon (12-5-76 vs. Buffalo)
77t	Jake Scott (11-22-70 vs. Baltimore)
56	Joe Auer (11-6-66 vs. Buffalo), clip on 68t
50t	Freddie Solomon (11-9-75 vs. NY Jets)

Average Yards

Career	11.4	Freddie Solomon (1975-77), 71 returns
	10.5	Jake Scott (1970-75), 127 returns
x-Season	12.3	Freddie Solomon (1975), 26 returns
	12.1	Jake Scott (1973), 22 returns
x-14 or more returns		
Game	18.8	Charlie Babb (11-23-75 vs. Baltimore), 4-75
	17.6	Mercury Morris (10-19-69 at Kansas City), 7-123

Fair Catches

Career	55	Jake Scott (1970-75) of 182 punts
Season	18	Jake Scott (1971) of 51 punts
Game	6	Jake Scott (12-20-70 vs. Buffalo) of 8 punts

KICKOFF RETURNS

Total Returns

Career	111	Mercury Morris (1969-73)
Season	45	Tony Nathan (1979), 22.6 average
	43	Mercury Morris (1969), 26.4 average
Game	7	Don Bessillieu (10-23-80 at New England), 20.4 avg.
	6	Mercury Morris (11-1-70 at Baltimore), 24.1 avg.
	6	Gene Milton (9-21-68 vs. Oakland), 34.0 avg.

Kickoff Return Yardage

Career	2,947	Mercury Morris (1969-73)
Season	1,136	Mercury Morris (1969), 26.4 average
	1,016	Tony Nathan (1979), 22.6 average
	890	Don Bessillieu (1980), 22.3 average
	812	Mercury Morris (1970), 29.0 average
Game	204	Gene Milton (9-21-68 vs. Oakland), long 73
	171	Freddie Solomon (10-9-77 at Baltimore), long 90t
	147	Joe Auer (9-18-66 at Buffalo), long 45
	146	Nat Moore (9-15-74 at New England), long 38
	145	Mercury Morris (11-1-70 at Baltimore), long 33

Longest Kickoff Returns

105t	Mercury Morris (9-14-69 at Cincinnati)
96t	Mercury Morris (12-6-70 vs. New England)
95t	Joe Auer (9-2-66 vs. Oakland)
95	Bobby Neff (9-14-68 vs. Houston)
94t	Mercury Morris (12-5-71 at New England)

Average Yards

Career	26.6	Mercury Morris (1969-73), 111 returns
--------	------	---------------------------------------

Season

32.9	Duriel Harris (1976), 17 returns
29.6	Gary Davis (1977), 14 returns
29.0	Mercury Morris (1970), 28 returns

x-Game

42.8	Freddie Solomon (10-9-77 at Baltimore), 4-171
34.0	Gene Milton (9-21-68 vs. Oakland), 6-204

x-4 or more returns

INTERCEPTIONS

Total Interceptions

Career	35	Jake Scott (1970-75)
	34	Dick Anderson (1968-74, 76-77)
	22	Tim Foley (1970-80)
	22	Curtis Johnson (1970-78)
Season	10	Dick Westmoreland (1967), 127 yards
	8	Dick Anderson (1968, 1970, 1973)
	8	Jake Scott (1974), 75 yards
	8	Willie West (1966), 62 yards
Game	4	Dick Anderson (12-3-73 vs. Pittsburgh), 121 yards
	3	Willie West (10-23-66 at Houston), 49 yards
	3	Dick Westmoreland (11-26-67 vs. Buffalo)
	3	Charlie Babb (9-22-75 vs. Oakland), 18 yards
	3	Curtis Johnson (11-9-75 at NY Jets), 25 yards
	3	Larry Gordon (12-10-78 vs. Oakland), 35 yards

Interception Yardage

Career	792	Dick Anderson (1968-74, 76-77), 23.3 average
	425	Jake Scott (1970-75), 12.1 average
	277	Gerald Small (1978-80), 17.3 average
Season	230	Dick Anderson (1968), 8 for 28.8 avg.
	198	Jimmy Warren (1966), 5 for 39.6 avg.
	191	Dick Anderson (1970), 8 for 23.9 avg.

Game	121	Dick Anderson (12-3-73 vs. Pittsburgh) on 4
	109	Dick Anderson (11-24-68 at New England) on 2

Longest Interception Returns

96t	Dick Anderson (11-24-68 at New Eng.), Tom Sherman
86	Dick Anderson (12-20-70 vs. Buffalo), Dennis Shaw
70t	Jimmy Warren (11-13-66 at Kans. City), Len Dawson
*62t	Dick Anderson (1-2-72 vs. Baltimore), John Unitas
56	Neal Colzie (11-29-79 vs. New Eng.), Steve Grogan
55	Dick Anderson (12-15-68 vs. NY Jets), Babe Parilli
*55	Jake Scott (1-14-73 vs. Washington), Bill Kilmer
53t	Norris Thomas (9-10-78 at Baltimore), Bill Troup
51	Lloyd Mumphord (9-14-69 at Cincinnati), Greg Cook
47	Jake Scott (11-8-70 at Philadelphia), Norm Snead

Touchdown Interceptions

3	Dick Anderson (1968-74), 96, 27, 38
2	Dick Westmoreland (1966-69), 39, 19
2	Bill Stanfill (1969-76), 15, 17

MISCELLANEOUS RETURNS

Blocked FG

51t	Lloyd Mumphord (12-6-70 vs. New Eng.), Capelletti
47t	Curtis Johnson (12-19-71 vs. Green Bay), Webster

Blocked Punt

8t	Tim Foley (11-11-73 vs. Baltimore), David Lee
5t	Tim Foley (11-11-73 vs. Baltimore), David Lee
*5t	Charlie Babb (12-24-72 vs. Cleveland), Don Cockroft

Short FG Attempt

50	Jake Scott (12-6-70 vs. New England), Gino Capelletti
----	---

Fumble Recovery (longest and all TDs)

68	A.J. Duhe (10-15-78 at San Diego), Dan Fouts
44t	Don Bessillieu (10-19-80 vs. Buffalo), Joe Cribbs
35t	Dick Anderson (10-15-72 vs. San Diego), Mike Garrett
13t	Bob Baumhower (10-9-78 vs. Cincinnati), Dave Turner
13t	Nick Buoniconti (9-30-73 vs. New Eng.), John Tarver

*playoff game

DOLPHIN TEAM RECORDS

SCORING

Most Points Scored

Season 385 (1972)
Game 55 (11-24-77 at St. Louis)

Most Points Allowed

Season 407 (1967)
Game 58 (9-18-66 at Buffalo)

Fewest Points Scored

Season 213 (1966)
Game 0 (seven times, last 1980)

Fewest Points Allowed

Season 150 (1973)
Game 0 (14 times, last 1979)

Most Points, Both Teams

82 at Buffalo 58, Miami 24 (9-18-66)
73 at Baltimore 45, Miami 28 (10-9-77)
73 at Miami 41, Boston 32 (12-17-67)
72 at Miami 45, Buffalo 27 (12-5-76)

Fewest Points, Both Teams

12 at Miami 9, Kansas City 3 (10-20-74)
13 Miami 13, at Buffalo 0 (9-18-77)
15 Houston 9, at Miami 6 (11-5-79)

Most Decisive Win

52 (52-0 vs. New England 11-12-72)
44 (44-0 vs. Baltimore 11-11-73)
43 (43-0 at NY Jets 10-19-75)

Most Decisive Loss

45 (48-3 vs. Kansas City 9-28-68)
41 (41-0 at Kansas City 10-8-67)
35 (35-0 at Baltimore 11-1-70)

Most Touchdowns Scored

Season 46 (1975)
Game 8 (11-24-77 at St. Louis)

Most Touchdowns Allowed

Season 53 (1967)
Game 8 (9-18-66 at Buffalo)

Fewest Touchdowns Scored

Season 26 (1966)

Fewest Touchdowns Allowed

Season 15 (1973)
Game 21 (1972)

Most Touchdowns By:

Rushing 26 (1972 and 1975)
4 (five times)
Passing 24 (1978)
6 (11-24-77 at St. Louis)
Intercept 4 (1966)
2 (12-3-73 vs. Pittsburgh)
KO Return 1 (six times, last 1977)
Punt Return 1 (1970, 1975, 1976, 1979)
Fumble Ret 1 (1972, 1973, 1978, 1980)
Block Punt 2 (1973)

Fewest Touchdowns By:

Rushing 5 (1966)
Passing 12 (1969)

Most TDs Allowed By:

Rushing 19 (1968)
4 (four times)
Passing 31 (1967)
5 (three times)
Intercept 3 (1967, 1969, 1979)
KO Return 1 (1966, 1970, 1975)
Punt Return 1 (1966, 1970, 1975)

Fewest TDs Allowed By:

Rushing 8 (1972)
9 (1979)
Passing 5 (1973)

Most PATs Scored

Season 43 (1972 and 1974)
Game 7 (11-12-72 vs. New Eng)
7 (11-24-77 at St. Louis)

Most PATs, Opponent

Season 47 (1967)
Game 7 (9-18-66 at Buffalo)

Most FGs Scored

Season 28 (1971)
Game 5 (9-26-71 at Buffalo)

Score by Quarters, Dolphins

1st — 21 (12-20-70 vs. Buffalo)
21 (10-2-77 vs. Houston)
2nd — 28 (12-17-67 vs. Boston)
24 (10-23-77 vs. Seattle)
24 (10-29-78 vs. Baltimore)
3rd — 21 (11-3-74 vs. Atlanta)
4th — 21 (9-30-73 vs. New England)
21 (9-29-74 at San Diego)

Score by Quarters, Opponents

1st — 24 (9-28-68 vs. Kansas City)
2nd — 27 (9-18-66 at Buffalo)
3rd — 17 (12-23-67 vs. Houston)
4th — 28 (10-2-66 at San Diego)

Score by Halves, Dolphins

1st — 35 (12-17-67 vs. Boston)
31 (12-20-70 vs. Buffalo)
2nd — 28 (12-10-67 vs. San Diego)
28 (12-5-76 vs. Buffalo)
28 (9-23-79 vs. Chicago)

Score by Halves, Opponents

1st — 48 (9-18-66 at Buffalo)
38 (10-2-66 at San Diego)
2nd — 31 (10-3-76 vs. Los Angeles)

Score by Quarters, Both Teams

1st — 27 (9-28-68 vs. Kansas City)
34 (9-18-66 at Buffalo)
2nd — 34 (9-18-66 at Buffalo)
3rd — 28 (12-10-67 vs. San Diego)
35 (11-17-74 vs. Buffalo)
4th — 35 (11-17-74 vs. Buffalo)
Buffalo 21, Miami 14

Score by Halves, Both Teams

1st — 58 (9-18-66 at Buffalo)
44 (9-18-66 at Buffalo)
2nd — 44 (9-30-73 vs. New England)
Miami 24, New England 20

FIRST DOWNS

Most First Downs

Season 297 (1979)
Game 34 (11-24-77 at St. Louis)
30 (9-24-72 vs. Houston)

Most First Downs Allowed

Season 309 (1980)
Game 28 (11-3-68 at San Diego)

Most First Downs, Both Teams

Season 593 (1980)
Game 48 (10-17-76 vs. Kans. City)

Fewest First Downs

Season 200 (1966)
Game 7 (10-3-70 vs. Oakland)
8 (9-24-67 vs. Kans. City)
8 (10-12-80 at New Eng.)

Fewest First Downs Allowed

Season 186 (1972)
Game 4 (11-11-73 vs. Baltimore)
5 (9-2-79 at Buffalo)
7 (9-24-72 vs. Houston)

Most First Downs By:

Rushing 170 (1972)
19 (10-29-72 vs. Baltimore)
19 (11-24-77 at St. Louis)

Most First Downs Allowed

Passing 149 (1980)
16 (9-21-68 vs. Oakland)
16 (12-11-77 at New Eng.)

Most First Downs, Both Teams

Penalty 31 (1979)

Fewest First Downs By:

Rushing 65 (1967)
0 (10-15-67 at Boston)

Fewest First Downs Allowed

Passing 91 (1973)
2 (10-15-73 at Cleveland)
2 (10-24-71 at NY Jets)

Fewest First Downs, Both Teams

Penalty 13 (1973)

Most First Downs Allowed By:

Rushing 120 (1978)
116 (1968)
17 (12-11-76 vs. Minnesota)
16 (11-14-76 at Pittsburgh)
Passing 156 (1978)
140 (1966)
18 (12-17-77 vs. Buffalo)
18 (11-25-79 at Baltimore)
Penalty 22 (1978)
21 (1967)
5 (12-17-67 vs. Boston)

Fewest First Downs Allowed By:

Rushing 66 (1969)
0 (10-13-74 at Washington)
0 (12-20-70 vs. Buffalo)
Passing 78 (1973)
0 (12-8-68 vs. Boston)
1 (11-5-79 vs. Houston)
2 (three times)
Penalty 8 (1973 and 1974)

TOTAL YARDS

Most Net Yards Gained

Season 5036 (1972)
4950 (1979)
Game 503 (11-24-77 at St. Louis)
501 (12-3-72 at New Eng.)
482 (11-12-72 vs. New Eng.)
475 (10-28-79 vs. Green Bay)
Playoffs 407 (12-25-71 at Kans. City)

Most Net Yards, Both Teams

Season 10004 (1978)
9788 (1980)
Game 912 (10-3-76 vs. Los Angeles)
894 (10-17-76 vs. Kans. City)
891 (9-21-68 vs. Oakland)

Fewest Net Yards Gained

Season 3458 (1966)
Game 88 (10-12-80 at New Eng.)
111 (9-6-66 vs. NY Jets)
124 (9-24-67 vs. Kans. City)

Most Net Yards Allowed

Season 5224 (1980)
5169 (1978)
Game 593 (10-3-76 vs. Los Angeles)
542 (9-21-68 vs. Oakland)
508 (9-18-66 at Buffalo)

Fewest Net Yards Allowed

Season 3281 (1973)
Game 76 (10-21-73 vs. Buffalo)
118 (10-16-66 vs. Denver)
121 (9-2-79 at Buffalo)
132 (11-11-73 vs. Baltimore)

RUSHING

Most Yards Rushing

Season 2960 (1972)
2521 (1973)
Game 315 (11-11-73 vs. Baltimore)
304 (12-3-72 at New Eng.)
302 (11-7-71 vs. Buffalo)
301 (9-30-73 vs. New Eng.)

Most Yards Rushing, Both Teams

Season 4627 (1978)
4529 (1976)
Game 487 (12-5-76 vs. Buffalo)
444 (9-30-73 vs. New Eng.)

Fewest Yards Rushing

Season 1323 (1967)
Game 23 (9-24-67 vs. Kans. City)
25 (12-11-77 at New Eng.)
25 (12-30-79 at Pittsburgh)

Most Yards Rushing Allowed

Season 2411 (1976)
Game 2261 (1978)
279 (12-3-67 at Houston)
278 (9-19-76 at New Eng.)
269 (12-5-76 vs. Buffalo)

Fewest Yards Rushing Allowed

Season 1453 (1970)
Game 16 (9-2-66 vs. Oakland)
26 (10-13-74 at Washington)
29 (11-16-80 vs. San Fran.)
35 (10-17-71 vs. New Eng.)

Most Attempts Rushing

Season 613 (1972)
Game 58 (10-5-75 at Green Bay)
55 (11-24-77 at St. Louis)

Fewest Attempts Rushing

Season 326 (1967)
Game 16 (12-3-67 at Houston)
19 (12-11-77 at New Eng.)

Most Attempts Opponent

Season 543 (1978)
Game 525 (1976)
51 (three times)

PASSING

Most Net Yards Passing

Season 2763 (1979)
Game 327 (11-20-78 at Houston)
316 (11-2-75 at Chicago)
312 (9-21-68 vs. Oakland)

Fewest Net Yards Passing

Season 1582 (1973)
Game 22 (11-23-69 vs. Houston)
26 (12-30-73 vs. Oakland)
27 (10-12-80 at New Eng.)

Most Net Yards Passing Allowed

Season 3206 (1980)
Game 427 (10-1-67 at NY Jets)
426 (10-3-76 vs. Los Angeles)

Fewest Net Yards Passing Allowed

Season 1290 (1973)
Game 1 (10-21-73 vs. Buffalo)
11 (11-5-79 vs. Houston)
20 (11-11-73 vs. Baltimore)
24 (10-22-72 vs. Buffalo)

Most Gross Yards Passing

Season 3018 (1979)
Game 349 (11-20-78 at Houston)
336 (9-21-68 vs. Oakland)
327 (9-14-69 at Cincinnati)

Fewest Gross Yards Passing

Season 1675 (1973)
Game 34 (12-30-73 vs. Oakland)
51 (10-15-73 at Cleveland)

Most Gross Yards Passing Allowed

Season 3439 (1980)
Game 440 (10-1-67 at NY Jets)
436 (10-3-76 vs. Los Angeles)

Fewest Gross Yards Passing Allowed

Season 1604 (1973)
Game 2029 (1972)
25 (11-5-79 vs. Houston)
35 (12-9-73 at Baltimore)
45 (10-22-72 vs. Buffalo)

Most Pass Attempts

Season 492 (1980)
Game 52 (11-27-66 vs. New Eng.)

Fewest Pass Attempts

Season 256 (1973)
Game 6 (12-30-73 vs. Oakland)
7 (11-13-74 vs. Minnesota)

Most Pass Attempts Opponent

Season 505 (1980)
Game 46 (11-6-66 vs. Buffalo)
46 (9-9-79 vs. Seattle)

Fewest Pass Attempts Opponent

Season 320 (1973)
Game 8 (12-9-73 at Baltimore)

Most Pass Completions

Season 267 (1980)
Game 26 (9-21-68 vs. Oakland)
26 (12-15-79 vs. NY Jets)

Fewest Pass Completions

Season 133 (1973)
Game 3 (10-15-73 at Cleveland)
3 (12-30-73 vs. Oakland)

Most Completions Opponent

Season	290	(1980)
Game	32	(11-16-80 vs. San Fran.)
	26	(10-13-74 at Washington)
	25	(four times)

Fewest Completions Opponent

Season	151	(1973)
Game	2	(11-9-69 at New Eng.)
	4	(11-14-76 at Pittsburgh)

Dolphin Defense, Most QB Sacks

Season	45	(1973) 314 yards
	41	(1978) 343 yards
Game	9-59	(10-21-73 vs. Buffalo)
	5-57	(11-22-76 vs. Baltimore)
	7-52	(10-17-71 vs. New Eng.)
	7-52	(11-11-79 vs. Baltimore)

Opp. Defense, Most QB Sacks

Season	53	(1969) 481 yards
	52	(1968) 441 yards
Game	8-83	(11-16-69 at Buffalo)
	8-80	(9-20-70 at New Eng.)
	7-61	(9-9-66 vs. NY Jets)

INTERCEPTIONS**Most Interceptions, Dolphins**

Season	32	(1978) 458 yards
	31	(1966) 522 yards
Game	6	(12-3-73 vs. Pittsburgh)
	6	(10-19-75 at NY Jets)
	6	(9-10-78 at Baltimore)

Fewest Interceptions, Dolphins

Season	11	(1976) 144 yards
	15	(1977) 124 yards

Most Interceptions, Opponent

Season	32	(1966) 370 yards
	29	(1969) 596 yards
Game	6	(11-13-66 at Kans. City)

Fewest Interceptions, Opponent

Season	10	(1971) 166 yards
	12	(1973) 190 yards
	12	(1972) 249 yards

PENALTIES**Most Dolphin Penalties**

Season	79	(1979) 651 yards
Game	11	(10-3-70 vs. Oakland)
	11	(12-3-72 at New Eng.)

Most Yards Penalized, Dolphins

Season	834	(1970) on 77
Game	135	(10-3-70 vs. Oakland)
	126	(11-30-69 vs. New Eng.)
	117	(11-1-70 at Baltimore)

Most Opponent Penalties

Season	108	(1980) 923 yards
Game	15	(10-11-69 vs. San Diego)
	12	(9-21-68 vs. Oakland)

Most Yards Penalized, Opponent

Season	923	(1980) on 108
Game	156	(9-20-69 at Oakland)
	144	(11-5-67 at Buffalo)

Fewest Dolphin Penalties

Season	48	(1968) 485 yards
Game	0	(12-23-67 vs. Houston)
	0	(12-8-68 vs. New Eng.)

Fewest Yds Penalized, Dolphins

Season	416	(1973) on 52
Game	0	(twice as listed)

Fewest Opponent Penalties

Season	59	(1967) 691 yards
Game	1	(five times)

Fewest Yds Penalized, Opponent

Season	525	(1974) on 67
Game	5	(three times)

Both Teams, Most Yds Penalized

Season	1538	(1970) on 145
Game	230	(10-3-70 vs. Oakland)
	227	(11-30-69 vs. New Eng.)

Both Teams, Most Penalties

Season	186	(1979) 1485 yards
Game	19	(10-2-66 vs. San Diego)
	19	(9-21-68 vs. Oakland)

Both Teams, Fewest Penalties

Season	112	(1967) 1181 yards
Game	2	(11-11-73 vs. Baltimore)
	2	(12-23-67 vs. Houston)

Both Teams, Fewest Yds Penalized

Season	1032	(1973) on 113
Game	10	(11-11-73 vs. Baltimore)
	20	(12-8-68 vs. New Eng.)

PUNTING**Most Dolphin Punts**

Season	85	(1969)
Game	10	(10-12-80 at New Eng.)
	10	(9-9-66 vs. NY Jets)

Most Punt Yards, Dolphins

Season	3451	(1969) 40.6 avg.
Game	483	(9-9-66 vs. NY Jets)
	445	(10-12-80 at New Eng.)

Most Opponent Punts

Season	80	(1969)
Game	11	(11-11-73 vs. Baltimore)

Most Punt Yards, Opponent

Season	3526	(1969) 44.1 avg.
Game	398	(10-16-66 vs. Denver)

Highest Dolphin Average

Season	42.3	(1973) 48 punts
x-Game	52.0	(10-7-73 vs. NY Jets)

Highest Opponent Average

Season	44.1	(1969) 80 punts
x-Game	55.5	(9-28-68 vs. Kans. City)

x-minimum 4 punts**PUNT RETURNS****Most Punt Returns**

Season	46	(1974)
Game	7	(10-19-69 at Kans. City)

Most Punt Return Yards

Season	520	(1974)
Game	123	(10-19-69 at Kans. City)
	115	(12-5-76 vs. Buffalo)

Most Punt Returns, Opponent

Season	42	(1980) 339 yards
	42	(1978) 303 yards
Game	42	(1974) 265 yards
	8	(9-9-66 vs. NY Jets)

Most Punt Return Yds., Opponent

Season	373	(1975) 34 returns
Game	115	(10-12-80 at New Eng.)
	110	(11-1-70 at Baltimore)

KICKOFF RETURNS**Most Kickoff Returns**

Season	37	(1967) 1443 yards
Game	9	(9-18-66 at Buffalo)

Most Kickoff Return Yards

Season	1507	(1966) 65 returns
Game	245	(12-5-71 at New Eng.)
	229	(11-13-66 at Kans. City)

Most Kickoff Returns, Opponent

Season	70	(1978) 1459 yards
Game	69	(1979) 1518 yards
	9	(11-24-77 at St. Louis)

Most Kickoff Return Yds., Opponent

Season	1549	(1975) 65 returns
Game	207	(9-17-67 vs. Denver)
	200	(11-24-77 at St. Louis)

FUMBLES**Most Fumbles**

Season	36	(1967)
Game	5	(six times)

Most Fumbles Lost

Season	16	(1967, 1973 and 1980)
Game	5-4	(11-5-70 vs. New Orleans)
	4-4	(9-19-71 at Denver)

Most Opponent Fumbles

Season	38	(1971)
Game	7	(11-7-71 vs. Buffalo)
	7	(9-18-77 at Buffalo)

Most Opponent Fumbles Lost

Season	21	(1971 and 1978) of 37
Game	4-4	(10-18-70 at Buffalo)
	4-4	(12-10-72 at NY Giants)
	4-4	(9-26-76 vs. NY Jets)
	4-4	(11-29-79 vs. New Eng.)

"CONSECUTIVE" RECORDS

(Includes Playoff Games)

INDIVIDUAL**Pro Bowl Appearances**

6	Jim Langer (1973-78)
---	----------------------

Games Played

139	Garo Yepremian (1970-78)
134	Jim Langer (1970-79)

Games Started

117	Jim Langer (1972, 1st to 1979, 9th)
102	Norm Evans (1969, 3rd, to 1975, 9th)

Games, Scoring Points

133	Garo Yepremian (8th in 1970 to 17th in 1978)
-----	--

Games, Scoring Touchdown

5	Mercury Morris (1972, 6th to 10th)
5	Don Nottingham (1975, 2nd to 6th)

Games, Scoring Field Goal

15	Garo Yepremian (1971, 1st to 15th)
----	------------------------------------

Games, Rushing Touchdown

5	Mercury Morris (1972, 6th to 10th)
5	Don Nottingham (1975, 2nd to 6th)

Games, Passing Touchdown

9	Bob Griese (1968, 7th to 14th; 1969, 1st)
---	---

Games, Receiving Touchdown

6	Paul Warfield (1971, 4th to 9th)
---	----------------------------------

Games, No Passes Intercepted

4	Bob Griese (1971, 5th to 8th)
---	-------------------------------

Games, Pass Reception

37	Nat Moore (1974, 3rd, to 1977, 2nd)
	(injured for 13th in 1974, 10th to 14th in 1976)

Games, Interceptions

5	Dick Westmoreland (1967, 9th to 13th)
---	---------------------------------------

Seasons, Rushing 1,000 Yards

3	Larry Csonka (1971, 1972, 1973)
---	---------------------------------

Points After Touchdown

125	Garo Yepremian (1972, 7th to 1974, 15th)
-----	--

Field Goals Made

16	Garo Yepremian (1978, 8th to 16th)
----	------------------------------------

15	Garo Yepremian (1974, 12th, to 1975, 7th)
----	---

Passes, None Intercepted

122	Bob Griese (1967, 10th to 14th)
-----	---------------------------------

Pass Completions

13	Earl Morrall (12-1-75 vs. New England)
----	--

TEAM**Wins, All Games**

18	(all of 1972; 1973, 1st)
----	--------------------------

Wins, Regular Season

16	(1971, 14th; all of 1972; 1973, 1st)
----	--------------------------------------

Wins, Preseason

11	(1975, 5th and 6th; all of 1976; 1977, 1st to 3rd)
----	--

Losses, Regular Season

8	(1967, 3rd to 10th)
---	---------------------

Wins, Home Games

31	(Oct. 17, 1971 to Dec. 15, 1974)
----	----------------------------------

Wins, Road Games

9	(all of 1972)
---	---------------

Losses, Home Games

4	(Dec. 23, 1967 to Sept. 28, 1968)
---	-----------------------------------

Series Games, Dolphins Wins

20	Buffalo (1970 to 1979)
----	------------------------

Series Games, Dolphin Losses

8	New York Jets (1966 to 1969)
---	------------------------------

Quarters, Opponent Scoreless

13	(1973, 8th to 11th)
----	---------------------


Quarters, Dolphins Scoreless

11	(1970, 6th to 8th)
----	--------------------

DOLPHINS DEFENSE YEAR-BY-YEAR

Year	Plays	First Downs	Rush Yards	Pass Yards	Total Yards	Total Points
1966	857	237	1510	3101	4611	362
1967	843	269	2145	2835	4980	407
1968	808	240	2172	2712	4884	355
1969	851	206	1489	2637	4126	332
1970	808	226	1453*	2551	4004	228
1971	800	214	1661	2000	3661	174
1972	770*	186*	1548	1749	3297	171
1973	878	195	1991	1290*	3281*	150*
1974	807	208	1624	2182	3806	216
1975	858	224	1768	2021	3789	222
1976	892	268	2411	2670	5081	264
1977	901	227	1749	2233	3982	197
1978	1021	298	2261	2908	5169	254
1979	938	238	1702	2737	4439	257
1980	1062	309	2018	3206	5224	305

*Team Record for 14-game season (1966-77)



Bob Baumhower holds Dolphin record for tackles by a lineman with 146 in 1979 when he earned Pro Bowl honors.

DOLPHINS OFFENSE YEAR-BY-YEAR

Year	Plays	First Downs	Rush Yards	Pass Yards	Total Yards	Total Points
1966	884	200	1410	2048	3458	213
1967	847	212	1323	2336	3659	219
1968	892	247	1704	2402*	4106	276
1969	878	224	1513	2077	3590	233
1970	827	228	2082	1957	4039	297
1971	804	232	2429	1983	4412	315
1972	893	291*	2960*	2076*	5036*	385*
1973	776	215	2521	1582	4103	343
1974	884	272	2191	2084	4275	327
1975	896*	266	2500	2009	4509	357
1976	874	267	2118	2268	4386	263
1977	866	267	2366	1961	4327	313
1978	954	270	2366	2469	4835	372
1979	1006	297	2187	2763	4950	341
1980	1015	284	1876	2688	4564	266

*Team Record for 14-game season (1966-77)

OPPONENTS RECORDS SINGLE-GAME, TEAM

First Downs

28	San Diego (11-3-68 at San Diego)
27	New England (12-17-67 at Miami)
27	Baltimore (11-25-79 at Baltimore)
26	Minnesota (12-11-76 at Miami)

By Rushing

17	Minnesota (12-11-76 at Miami)
16	Pittsburgh (11-14-76 at Pittsburgh)

By Passing

18	Buffalo (12-17-77 at Miami)
18	Baltimore (11-25-79 at Baltimore)
17	New York Jets (10-1-67 at New York)
17	Oakland (12-10-78 at Miami)

By Penalty

5	New England (12-17-67 at Miami)
---	---------------------------------

Rushing Yards

279	Houston (12-3-67 at Houston) 49 attempts
278	New England (9-19-76 at New England) 51 attempts
269	Buffalo (12-5-76 at Miami) 42 attempts
265	Houston (11-20-78 at Houston) 42 attempts
258	Pittsburgh (11-14-76 at Pittsburgh) 48 attempts
252	Kansas City (9-24-67 at Miami) 43 attempts
252	Dallas (1-16-72 at New Orleans) 48 attempts

Attempts

51	Baltimore (12-9-73 at Baltimore) 166 yards
51	New England (9-19-76 at New England) 278 yards
51	New England (12-11-77 at New England) 177 yards

Touchdowns

4	Buffalo (9-18-66 at Buffalo)
4	Baltimore (11-23-75 at Miami)
4	New England (10-22-78 at New England)
4	Houston (11-20-78 at Houston)

Net Passing Yards

427	New York Jets (10-1-67 at New York) 440 gross
426	Los Angeles (10-3-76 at Miami) 436 gross
347	Buffalo (10-18-70 at Buffalo) 358 gross
345	Cleveland (11-18-79 at Cleveland) 358 gross
344	Oakland (9-21-68 at Miami) 344 gross

Attempts

46	Buffalo (11-6-66 at Miami) 16 completions
46	Seattle (9-9-79 at Miami) 21 completions

Completions

32	San Francisco (11-16-80 at Miami) 45 attempts
26	Washington (10-13-74 at Washington) 39 attempts

Touchdowns

5	Kansas City (10-8-67 at Kansas City)
5	New England (10-15-67 at Boston)
5	New York Jets (12-1-68 at New York)

Total Yards

593	Los Angeles (10-3-76 at Miami) 167-426
542	Oakland (9-21-68 at Miami) 213-329
508	Buffalo (9-18-66 at Buffalo) 179-329
493	Cleveland (11-18-79 at Cleveland) 148-345
479	San Diego (11-3-68 at San Diego) 239-240
453	Kansas City (10-17-76 at Miami) 186-267

Interceptions

6	Kansas City (11-13-66 at Kansas City) 28 yards
---	--

Return Yards

138	Oakland (9-21-68 at Miami) on 5
-----	---------------------------------

Punt Returns

8	New York Jets (9-9-66 at Miami) 80 yards
---	--

Return Yards

115	New England (10-12-80 at New England) 7 returns
110	Baltimore (11-1-70 at Baltimore) 3 returns

Kickoff Returns

9	St. Louis (11-24-77 at St. Louis) 200 yards
---	---

Return Yards

207	Denver (9-17-67 at Miami) 6 returns
200	St. Louis (11-24-77 at St. Louis) 9 returns

Penalties

- 15 San Diego (10-11-69 at San Diego) 96 yards
12 Oakland (9-20-69 at Oakland) 156 yards

Yards Penalized

- 156 Oakland (9-20-69 at Oakland) on 12
144 Buffalo (11-5-67 at Buffalo) on 10

Fumbles/Lost

- 7-3 Buffalo (11-7-71 at Miami)
7-3 Buffalo (9-18-77 at Buffalo)
6-3 New England (12-15-74 at Miami)
4-4 Buffalo (10-18-70 at Buffalo)
4-4 New York Giants (12-10-72 at New York)
4-4 New York Jets (9-26-76 at Miami)
4-4 New England (11-29-79 at Miami)

Total Points

- 58 Buffalo (9-18-66 at Buffalo) 8 TD
48 Kansas City (9-28-68 at Miami) 6 TD

OPPONENTS LONGEST PLAYS

Run From Scrimmage

- 81t Earl Campbell, Houston (11-20-78 at Houston)
80t Carl Garrett, New England (11-9-69 at New England)
76t Robert Holmes, Kansas City (9-28-68 at Miami)
75t O.J. Simpson, Buffalo (12-5-76 at Miami)
64t Lydell Mitchell, Baltimore (10-9-77 at Baltimore)
64 Hoyle Granger, Houston (12-23-67 at Miami)
59t Henry Marshall, Kansas City (10-17-76 at Miami)
56t Don Woods, San Diego (9-29-74 at San Diego)
54t Paul Robinson, Cincinnati (11-17-68 at Miami)
53 Chuck Muncie, New Orleans (11-20-80 at Miami)

Pass Play

- 93t Mike Livingston to Otis Taylor, 79 yards; lateral to Robert Holmes, Kansas City (10-19-69 at Kans. City)
92t Joe Ferguson to Frank Lewis, 9-17-78 vs. Buffalo
89t Joe Namath to Richard Caster, 10-7-74 vs. NY Jets
89t Len Dawson to Otis Taylor, 11-14-66 at Kansas City
82t Daryle Lamonica to Rod Sherman, 12-27-70 at Oakland
82t Dan Pastorini to Charlie Joiner, 9-24-72 vs. Houston
80t Sam Wyche to Bob Trumpy, 11-17-68 at Cincinnati
79t Max Choboian to Charlie Mitchell, 12-4-66 at Denver
78t David Whitehurst to Paul Coffman, 10-28-79 vs. Green Bay
73t Daryle Lamonica to Warren Wells, 9-21-68 vs. Oakland

Interception Return

- 76t Dave Grayson, Oakland (Bob Griese), 9-20-69 at Oakland
71t Darrol Ray, NY Jets (David Woodley), 12-20-80 at Miami
66t Ken Houston, Houston (Bob Griese), 9-15-68 at Miami
65t Kenny Graham, San Diego (Bob Griese), 10-11-69 at San Diego
60t Butch Byrd, Buffalo (Rick Norton), 9-18-66 at Buffalo
58t Bobby Jackson, NY Jets (Bob Griese), 9-30-79 at New York

Punt Return

- 83t Billy Johnson, Houston (11-16-75 at Houston)
80t Ron Gardin, Baltimore (11-1-70 at Baltimore)
72t Butch Byrd, Buffalo (9-18-66 at Buffalo)

Kickoff Return

- 102t Harold Hart, Oakland (9-22-75 at Miami)
99t Jim Duncan, Baltimore (11-1-70 at Baltimore)
96t Emerson Boozer, NY Jets (11-20-66 at New York)

Fumble Recovery

- 58t Rick Redman, San Diego (Dick Wood), 10-2-66 at San Diego
58 Randy McClanahan, Buffalo (Bob Griese), 11-12-79 at Buffalo
49t Mike Bass, Washington (Gar Yepremian), 1-14-73 at L.A.
42t Dave Washington, Buffalo (Mercury Morris) 11-17-74 at Miami

Blocked Field Goal

- 76t Charles Romes (9-2-79 at Buffalo), Uwe von Schamann

Field Goal

- 52 Jan Stenereud, Kansas City (9-28-68 at Miami)
51 Charlie Gogolak, New England (10-17-71 at Miami)
51 Bruce Alford, Buffalo (10-12-68 at Miami)
50 John Leypoldt, Buffalo (10-21-73 at Miami)

Punt

- 70 Bob Scarpitto, Denver (10-16-66 at Miami)

OPPONENTS RECORDS

SINGLE-GAME, INDIVIDUAL

Rushing Yards

- 203 O.J. Simpson, Buffalo (12-5-76 at Miami) 24 att.
199 Earl Campbell, Houston (11-20-78 at Houston) 28 att.
164 Jim Nance, Boston (12-17-67 at Miami) 24 att.
160 Hoyle Granger, Houston (12-23-67 at Miami) 21 att.
151 Dick Post, San Diego (11-3-68 at San Diego) 21 att.
142 Lydell Mitchell, Baltimore (10-9-77 at Baltimore) 17 att.
141 Woody Campbell, Houston (12-3-67 at Houston) 18 att.

Attempts

- 35 Lydell Mitchell (12-9-73 at Baltimore) 104 yds.
30 Lydell Mitchell (12-15-75 at Baltimore) 85 yds.

Touchdowns

- 4 Earl Campbell, Houston (11-20-78 at Houston)
3 Paul Robinson, Cincinnati (11-17-68 at Cincinnati)
3 Don McCauley, Baltimore (11-23-75 at Miami)

Passing Yards

- 436 James Harris, Los Angeles (10-3-76 at Miami) 17-29-1
415 Joe Namath, NY Jets (10-1-67 at New York) 23-39-1
358 Brian Sipe, Cleveland (11-18-79 at Cleveland) 23-42-0
358 Dennis Shaw, Buffalo (10-18-70 at Buffalo) 24-32-2
350 Steve Grogan, New England (11-29-79 at Miami) 21-39-2
344 Daryle Lamonica, Oakland (9-21-68 at Miami) 15-24-0

Attempts

- 45 Jim Zorn, Seattle (9-9-79 at Miami) 21 comp.
43 Daryle Lamonica, Oakland (10-4-69 at Miami) 19 comp.

Completions

- 29 Steve DeBerg, San Francisco (11-16-80 at Miami) 41 att.
(includes record 15 consecutive completions)
26 Sonny Jurgensen, Washington (10-13-74 at Wash.) 39 att.
(three times in losing causes)

Had Intercepted

- 6 Joe Namath, NY Jets (10-19-75 at NY) 8-24-6
5 Mike Phipps, Cleveland (12-24-72 at Miami) 9-23-5
5 Bill Troup, Baltimore (9-10-78 at Baltimore) 15-33-5
5 Ken Stabler, Oakland (12-10-79 at Miami) 23-36-5

Touchdowns

- 5 Len Dawson, Kansas City (10-8-67 at KC) 13-23 250 yds.
5 Babe Parilli, Boston (10-15-67 at Boston) 16-20 281 yds.
4 Steve Tensi, San Diego (10-2-66 at San Diego) 9-12 223 yds.
4 Bert Jones, Baltimore (10-9-77 at Baltimore) 18-30 205 yds.

Receiving Yards

- 220 Ron Jessie, Los Angeles (10-3-76 at Miami) 7 catch
177 Reggie Rucker, Cleveland (11-18-79 at Cleveland) 9 catch
173 Theo Bell, Pittsburgh (11-30-80 at Pittsburgh) 4 catch
157 Bake Turner, NY Jets (12-15-68 at Miami) 7 catch
153 Frank Lewis, Buffalo (9-17-78 at Miami) 5 catch

Receptions

- 10 George Sauer, NY Jets (10-1-67 at NY) 120 yds.
10 Joe Washington, Baltimore (11-11-79 at Miami) 121 yds.
9 Reggie Rucker, Cleveland (11-18-79 at Cleveland) 177 yds.
9 Fred Biletnikoff, Oakland (9-20-69 at Oakland) 132 yds.
9 Sammy White, Minnesota (12-11-76 at Miami) 120 yds.
9 Clark Gaines, NY Jets (11-6-77 at NY) 81 yds.

Touchdowns

- 3 Jim Whalen, Boston (10-15-67 at Boston) 6-134
3 Billy Cannon, Oakland (11-19-67 at Oakland) 6-99
3 Morris Owens, Tampa Bay (10-24-76 at Tampa) 6-88
3 Sammy White, Minnesota (12-11-76 at Miami) 7-120

Field Goals

- 5 Roy Gerela, Houston (9-28-69 at Houston) of 5
4 George Blanda, Oakland (9-23-73 at Oakland) of 4
4 Rick Danmeier, Minnesota (9-16-79 at Minnesota) of 4

Interceptions

- 3 Clarence Duren, San Diego (10-30-77 at Miami) 45 yds.
3 Jeff Nixon, Buffalo (9-7-80 at Buffalo) 31 yds.

Kickoff Return Yards

- 185 Floyd Little, Denver (9-17-67 at Miami) on 5, long 59
159 Harold Hart, Oakland (9-22-75 at Miami) on 3, long 102t

Punt Return Yards

- 110 Ron Gardin, Baltimore (11-1-70 at Baltimore) 3 returns

MIAMI DOLPHINS: WINNING CONSISTENCY SINCE '70 MERGER

Since the 1970 merger of the National and American Football Leagues, the Miami Dolphins have consistently ranked in the top echelon of pro football. Miami is one of only three teams to win more than 70 percent of their games (.703) and the Dolphins have more regular-season victories (112) than any AFC club.

	Regular				Playoffs				Over-all			
	W	L	T	Pct.	W	L	T	Pct.	W	L	T	Pct.
Dallas	117	43	0	.731	16	8	1	.722	133	51	1	.722
Oakland	111	43	6	.713	12	6	1	.708	123	49	7	.708
Miami	112	47	1	.703	8	5	1	.696	120	52	2	.696
Pittsburgh	108	51	1	.678	14	4	1	.688	122	55	2	.688
Los Angeles	109	47	4	.694	6	8	1	.612	115	55	4	.612
Minnesota	108	50	2	.681	7	9	1	.659	115	59	2	.659

The Dolphins also swept three consecutive American Conference championships (1971-73), and no club in either conference has won three straight titles. Coach Don Shula's team posted a perfect 17-0 record in 1972 on the way to back-to-back Super Bowl crowns in 1972 and 1973.

PLAYOFFS SINCE MERGER (1970-80)

(Times Qualified in Parentheses)

	Won	Lost	Pct.	Super Bowl	NFL Titles
Pittsburgh (8)	14	4	.778	4	4
Dallas (10)	16	8	.667	5	2
Oakland (8)	12	6	.667	2	2
Miami (7)	8	5	.615	3	2
Minnesota (9)	7	9	.438	3	0
Los Angeles (8)	6	8	.429	1	0
Baltimore (5)	4	4	.500	1	1
Philadelphia (3)	3	3	.500	1	0
Washington (5)	2	5	.286	1	0
Denver (3)	2	3	.400	1	0
Houston (3)	4	3	.571	0	0
San Francisco (3)	2	3	.400	0	0
Atlanta (2)	1	2	.333	0	0
San Diego (2)	1	2	.333	0	0
Cincinnati (3)	0	3	.000	0	0
Cleveland (3)	0	3	.000	0	0
*TOTALS	83	83		22	11

*Two-time qualifiers, all 0-2, include Buffalo, Chicago, New England and St. Louis. One-time qualifiers include Detroit (0-1), Green Bay (0-1), Kansas City (0-1) and Tampa Bay (1-1).

Miami won 31 consecutive games at the Orange Bowl—an NFL home-field record—from Oct. 17, 1971 to Dec. 15, 1974 including four playoff games but excluding preseason games. The Dolphins are 69-16 at home, 49-34-1 on the road and 2-1 at neutral sites (Super Bowls) under Shula. In regular-season games only, the Dolphins are 65-15 at home and 47-32-1 on the road since 1970.

DOLPHINS UNDER SHULA

Year	W	L	T	Pct.	Pts.	Opp.	Playoffs	W	L
1970	10	4	0	.714	297	228	0	1	
1971	10	3	1	.750	315	174	2	1	
x-1972	14	0	0	1.000	385	171	3	0	
x-1973	12	2	0	.857	343	150	3	0	
1974	11	3	0	.786	327	216	0	1	
1975	10	4	0	.714	357	222	0	0	
1976	6	8	0	.429	263	264	0	0	
1977	10	4	0	.714	313	197	0	0	
1978	11	5	0	.687	372	254	0	1	
1979	10	6	0	.625	341	257	0	1	
1980	8	8	0	.500	266	305	0	0	
TOTALS	112	47	1	.703	3579	2438	8	5	

x-NFL champions

INTERCONFERENCE RECORDS

	W	L	T	Pct.	1980
American Central	79	58	1	.576	13-3
American West	81	65	4	.553	10-8
American East	87	76	1	.534	10-8
National East	83	79	2	.512	9-9
National Central	62	83	2	.429	3-15
National West	54	85	2	.390	7-9

INTERCONFERENCE SERIES

Year	AFC	NFC	Tie	Year	AFC	NFC	Tie
1970	12	27	1	1976	16	12	0
1971	15	23	2	1977	19	9	0
1972	20	19	1	1978	31	21	0
1973	19	19	2	1979	36	16	0
1974	23	17	0	1980	33	19	0
1975	23	17	0	TOTALS	247	199	6

(NFC won Super Bowl only in 1971 and 1977 seasons)

AMERICAN CONFERENCE (1970-80)

Eastern Division					*Interconference				
W	L	T	Pct.		W	L	T	Pct.	
Miami	112	47	1	.703	29	5	0	.853	
Baltimore	80	79	1	.503	15	15	0	.500	
New England	76	84	0	.475	18	16	0	.529	
Buffalo	62	96	2	.394	14	17	1	.453	
New York Jets	57	103	0	.356	11	23	0	.324	
Central Division					*Interconference				
W	L	T	Pct.		W	L	T	Pct.	
Pittsburgh	108	51	1	.678	24	10	0	.706	
Cleveland	83	75	2	.525	19	16	0	.543	
Cincinnati	80	80	0	.500	21	14	0	.600	
Houston	71	87	2	.450	15	18	1	.456	
Western Division					*Interconference				
W	L	T	Pct.		W	L	T	Pct.	
Oakland	111	43	6	.713	27	7	1	.786	
Denver	83	72	5	.534	19	19	1	.500	
San Diego	69	86	5	.447	15	19	0	.441	
Kansas City	68	87	5	.441	12	14	2	.464	
x-Seattle	29	47	0	.382	8	5	0	.615	
Tampa Bay					0	1	0	.000	

NATIONAL CONFERENCE (1970-80)

Eastern Division					*Interconference				
W	L	T	Pct.		W	L	T	Pct.	
Dallas	117	43	0	.731	25	9	0	.735	
Washington	97	62	1	.609	16	18	0	.471	
St. Louis	74	82	4	.475	12	18	2	.406	
Philadelphia	68	88	4	.438	18	16	0	.529	
N. Y. Giants	54	105	1	.341	12	18	0	.400	
Central Division					*Interconference				
W	L	T	Pct.		W	L	T	Pct.	
Minnesota	108	50	2	.681	19	16	0	.543	
Detroit	75	82	3	.478	17	15	1	.530	
Chicago	67	92	1	.422	8	27	0	.229	
Green Bay	62	92	6	.406	13	21	1	.386	
y-Tampa Bay	22	53	1	.296	5	4	0	.556	
Western Division					*Interconference				
W	L	T	Pct.		W	L	T	Pct.	
Los Angeles	109	47	4	.694	22	13	0	.629	
Atlanta	72	85	3	.459	12	23	0	.343	
San Francisco	66	92	2	.419	15	20	0	.429	
New Orleans	43	113	4	.281	4	29	2	.143	
Seattle					1	0	0	1.000	

x-Seattle 2-12 in NFC West in 1976

y-Tampa Bay 0-14 in AFC West in 1976

*excludes Super Bowls

PRESS INFORMATION

Certified newspaper, radio and television representatives should address all requests for working press credentials to:

Bob Kearney, Public Relations Director

Miami Dolphins, 3550 Biscayne Boulevard, Miami 33137

The Press Gate is located between Gates 9 and 10 on the south side of the Orange Bowl, and access to press parking is NW Third Street at 15th Avenue. Credentials are left with an attendant at the Press Gate two hours before kickoff. Requests for press parking should be made to the Stadium Manager's office at 305-579-6971.

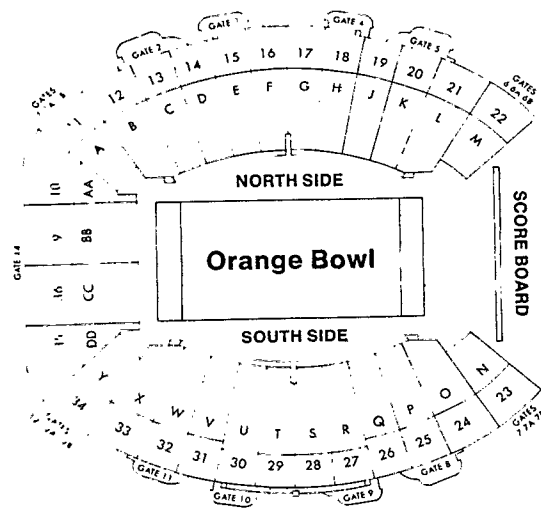
On Level 5 of the pressbox are located the radio booth for the visiting team and the position for coaches' films.

ORANGE BOWL STADIUM

The Orange Bowl has a seating capacity of 75,459 but can be expanded to more than 80,000 seats for the Super Bowl with the addition of bleachers in the east end zone. Five of the first 13 Super Bowls were played in Miami.

Description Athletic Turf was installed in March 1976 to replace the Poly-Turf of the previous six seasons.

The stadium was a Works Progress Administration project built in 1937 for \$325,000 with a seating capacity of 25,000. Some 12,000 bleacher seats were added in 1945, and in 1948, double-decking of the north and south stands boosted capacity to 60,000. Some 7,500 seats were added in 1940 with the sale of \$50 non-interest bonds, and capacity reached 68,000 in 1953. The west end zone was decked in 1968 to attain 75,000 seats, and from 1971 through 1976, bleachers in the east end zone (removed in 1977) gave a capacity of 80,045.



DOLPHIN HOTELS ON THE ROAD

Minnesota	Bloomington Marriott	(612) 854-7441
Detroit	Troy Hilton	(313) 583-9000
St. Louis	Marriott Pavilion	(314) 421-1776
Houston	Stouffer's Greenway Plaza	(713) 629-1200
Baltimore	Cross Keys Inn	(301) 532-6900
Buffalo	Sheraton Inn-East	(716) 681-2400
Dallas	Summit Hotel	(214) 243-3363
New Eng and	Biltmore Plaza, Providence	(401) 421-0700
New York Jets	Sheraton Heights/Hasbrouck, N.J.	(201) 288-6100
Kansas City	Crown Center Hotel	(816) 474-4400

DOLPHINS RADIO NETWORK



RICK WEAVER

Rick Weaver, an outstanding play-by-play broadcaster recognized throughout the NFL, will be calling the Dolphins' action for his 11th season in 1981. He is sports director of WIOD (610 AM), which has originated Dolphin broadcasts since the team's inception in 1966. Veteran newsmen Henry Barrow and sports analyst Hank Goldberg will provide color commentary.

Cities on the Dolphin network:



HENRY BARROW



HANK GOLDBERG

Boca Raton	WIOD	610
Bradenton	WTRL	1490
Clearwater	WFLA	970
Cocoa	WCWR	1350
Daytona Beach	WNDB	1150
Fort Lauderdale	WIOD	610
Fort Myers	WNOG	1270
Fort Pierce	WFTP	1330
Haines City	WIPC	1280
Hollywood	WIOD	610
Jacksonville	WJAX	930
Key West	WKIZ	1500
LaBelle	WVHG	92.1 FM
Lakeland	WFLA	970
Lake Wales	WIPC	1280
Melbourne	WCWR	1350
Naples	WNOG	1270
Orlando	WKIS	740
Palm Beach	WIOD	610
Port Charlotte	WEEJ	100.1 FM
St. Augustine	WJAX	930
St. Petersburg	WFLA	970
Sarasota	WTRL	1490
Sanford	WTRR	1490
Stuart	WFTP	1330
Tampa	WFLA	970
Titusville	WCWR	1350
Vero Beach	WTTB	1490
Winter Haven	WIPC	1280

SOUTH FLORIDA MEDIA

The Dolphins receive daily coverage by eight newspapers and six TV stations in a three-county area plus frequent coverage by other South Florida media outlets.

Six writers cover the Dolphins on a daily beat—Charlie Nobles, Miami News; Larry Dorman, Miami Herald; Andy Cohen, Fort Lauderdale Sun-Sentinel; Dave Wiczorek, Fort Lauderdale News; Jay Lawrence, Palm Beach Post; and Tony DeMarco, Hollywood Sun-Tattler.

South Florida columnists include Edwin Pope and Bob Rubin, Miami Herald; John Crittenden, Miami News; Bernie Lincicome, Fort Lauderdale News; John Meyer, Fort Lauderdale Sun-Sentinel; Steve Hummer, Palm Beach Post; George Cunill, Diario Las Americas; Ed Plaisted, Hollywood Sun-Tattler. Other regular writers include Mike Janofsky and Gary Long, Miami Herald; Tom Archdeacon, Miami News; Tom Curtis, Dolphin Digest; Fred Goodall, Associated Press; Les Kjos, United Press International; Luis Perez, El Miami Herald; and Bill Pinella, Palm Beach Times.

Miami's TV coverage is the most extensive in the NFL with John Arminio (WTVJ-4), Larry Burnett (WCKT-7), Chuck Dowdle (WPLG-10), Jim Gallagher (WPEC-12), Buck Kinnard (WPTV-5), John Loesing (WCIX-6), Chris Myers (WTVJ-4), Dan O'Brien (WCKT-7), Bernie Rosen (WTVJ-4), Steve Ruskin (Telsport), Tony Segreto (WTVJ-4), Larry Sugarman (WPLG-10), Lee Webb (WCKT-7) and Dave Willingham (WCKT-7).

NATIONAL FOOTBALL LEAGUE

410 Park Avenue, New York, N.Y. 10022
Phone 212-758-1500

AMERICAN CONFERENCE

WESTERN
Denver
Kansas City
Oakland
San Diego
Seattle

EASTERN
Baltimore
Buffalo
Miami
New England
New York Jets

CENTRAL
Cincinnati
Cleveland
Houston
Pittsburgh

NATIONAL CONFERENCE

WESTERN
Atlanta
Los Angeles
New Orleans
San Francisco

EASTERN
Dallas
New York Giants
Philadelphia
St. Louis
Washington

CENTRAL
Chicago
Detroit
Green Bay
Minnesota
Tampa Bay

1981 NFL SCHEDULE

(All times local)

SATURDAY, SEPTEMBER 5			Kansas City at Seattle	1:00
Minnesota at Tampa Bay			Miami at Baltimore	2:00
SUNDAY, SEPTEMBER 6			Minnesota — Green Bay (Milw.)	1:00
Baltimore at New England	1:00	New England at Pittsburgh	1:00	
Dallas at Washington	1:00	New Orleans at San Francisco	1:00	
Green Bay at Chicago	1:00	New York Giants at Dallas	3:00	
Houston at Los Angeles	1:00	Oakland at Detroit	1:00	
Kansas City at Pittsburgh	1:00	St. Louis at Tampa Bay	4:00	
Miami at St. Louis	12:00	San Diego at Denver	2:00	
New Orleans at Atlanta	1:00	Washington at Philadelphia	1:00	
New York Jets at Buffalo	4:00	MONDAY, SEPTEMBER 28		
Oakland at Denver	2:00	Los Angeles at Chicago	8:00	
Philadelphia at N.Y. Giants	1:00	SUNDAY, OCTOBER 4		
San Francisco at Detroit	1:00	Baltimore at Buffalo	1:00	
Seattle at Cincinnati	1:00	Chicago at Minnesota	12:00	
MONDAY, SEPTEMBER 7			Cincinnati at Houston	1:00
San Diego at Cleveland	9:00	Cleveland at Los Angeles	1:00	
THURSDAY, SEPTEMBER 10			Dallas at St. Louis	12:00
Pittsburgh at Miami	8:30	Denver at Oakland	1:00	
SUNDAY, SEPTEMBER 13			Detroit at Tampa Bay	4:00
Atlanta at Green Bay	12:00	Green Bay at N.Y. Giants	1:00	
Buffalo at Baltimore	2:00	Kansas City at New England	1:00	
Chicago at San Francisco	1:00	New York Jets at Miami	4:00	
Cincinnati at New York Jets	4:00	Pittsburgh at New Orleans	1:00	
Denver at Seattle	1:00	San Francisco at Washington	1:00	
Detroit at San Diego	1:00	Seattle at San Diego	1:00	
Houston at Cleveland	1:00	MONDAY, OCTOBER 5		
Los Angeles at New Orleans	12:00	Atlanta at Philadelphia	9:00	
New England at Philadelphia	4:00	SUNDAY, OCTOBER 11		
N.Y. Giants at Washington	1:00	Cincinnati at Baltimore	2:00	
St. Louis at Dallas	3:00	Cleveland at Pittsburgh	1:00	
Tampa Bay at Kansas City	12:00	Dallas at San Francisco	1:00	
MONDAY, SEPTEMBER 14			Detroit at Denver	2:00
Oakland at Minnesota	8:00	Los Angeles at Atlanta	1:00	
THURSDAY, SEPTEMBER 17			Minnesota at San Diego	1:00
Philadelphia at Buffalo	8:30	New England at New York Jets	1:00	
SUNDAY, SEPTEMBER 20			Oakland at Kansas City	1:00
Baltimore at Denver	2:00	Philadelphia at New Orleans	12:00	
Cleveland at Cincinnati	1:00	St. Louis at New York Giants	4:00	
Detroit at Minnesota	12:00	Seattle at Houston	1:00	
Green Bay at Los Angeles	1:00	Tampa Bay at Green Bay	1:00	
Miami at Houston	12:00	Washington at Chicago	1:00	
New Orleans at N.Y. Giants	4:00	MONDAY, OCTOBER 12		
New York Jets at Pittsburgh	1:00	Miami at Buffalo	9:00	
San Diego at Kansas City	1:00	SUNDAY, OCTOBER 18		
San Francisco at Atlanta	1:00	Buffalo at New York Jets	1:00	
Seattle at Oakland	1:00	Denver at Kansas City	3:00	
Tampa Bay at Chicago	1:00	Houston at New England	1:00	
Washington at St. Louis	12:00	Los Angeles at Dallas	8:00	
MONDAY, SEPTEMBER 21			New Orleans at Cleveland	1:00
Dallas at New England	9:00	New York Giants at Seattle	1:00	
SUNDAY, SEPTEMBER 27			Philadelphia at Minnesota	12:00
Atlanta at Cleveland	1:00	Pittsburgh at Cincinnati	1:00	
Buffalo at Cincinnati	1:00	St. Louis at Atlanta	1:00	
Houston at New York Jets	1:00	San Diego at Baltimore	2:00	

San Fran — Green Bay (Milw.)	12:00	Seattle at Kansas City	1:00
Tampa Bay at Oakland	1:00	Washington at Dallas	3:00
Washington at Miami	1:00	MONDAY, NOVEMBER 23	
MONDAY, OCTOBER 19		Minnesota at Atlanta	9:00
Chicago at Detroit	9:00	THURSDAY, NOVEMBER 26	
SUNDAY, OCTOBER 25		Chicago at Dallas	3:00
Baltimore at Cleveland	1:00	Kansas City at Detroit	12:30
Cincinnati at New Orleans	1:00	SUNDAY, NOVEMBER 29	
Denver at Buffalo	1:00	Atlanta at Houston	3:00
Green Bay at Detroit	1:00	Baltimore at New York Jets	1:00
Kansas City at Oakland	1:00	Cincinnati at Cleveland	1:00
Los Angeles at San Francisco	1:00	Denver at San Diego	1:00
Miami at Dallas	3:00	Green Bay at Minnesota	12:00
Minnesota at St. Louis	12:00	Los Angeles at Pittsburgh	1:00
New England at Washington	1:00	N.Y. Giants at San Francisco	1:00
New York Giants at Atlanta	1:00	Oakland at Seattle	1:00
San Diego at Chicago	3:00	St. Louis at New England	1:00
Seattle at New York Jets	4:00	Tampa Bay at New Orleans	1:00
Tampa Bay at Philadelphia	1:00	Washington at Buffalo	1:00
MONDAY, OCTOBER 26		MONDAY, NOVEMBER 30	
Houston at Pittsburgh	9:00	Philadelphia at Miami	9:00
SUNDAY, NOVEMBER 1		THURSDAY, DECEMBER 3	
Atlanta at New Orleans	12:00	Cleveland at Houston	8:00
Baltimore at Miami	1:00	SUNDAY, DECEMBER 6	
Chicago at Tampa Bay	1:00	Atlanta at Tampa Bay	4:00
Cleveland at Buffalo	1:00	Buffalo at San Diego	1:00
Dallas at Philadelphia	4:00	Dallas at Baltimore	2:00
Detroit at Los Angeles	1:00	Detroit at Green Bay	12:00
Houston at Cincinnati	1:00	Kansas City at Denver	2:00
Kansas City at San Diego	1:00	Los Angeles at N.Y. Giants	1:00
New England at Oakland	1:00	Minnesota at Chicago	12:00
New York Jets at New York Giants	1:00	New England at Miami	1:00
St. Louis at Washington	4:00	New Orleans at St. Louis	12:00
San Francisco at Pittsburgh	1:00	New York Jets at Seattle	1:00
Seattle at Green Bay	1:00	Philadelphia at Washington	1:00
MONDAY, NOVEMBER 2		San Francisco at Cincinnati	1:00
Minnesota at Denver	7:00	MONDAY, DECEMBER 7	
SUNDAY, NOVEMBER 8		Pittsburgh at Oakland	6:00
Atlanta at San Francisco	1:00	SATURDAY, DECEMBER 12	
Chicago at Kansas City	1:00	Minnesota at Detroit	4:00
Cincinnati at San Diego	1:00	New York Jets at Cleveland	12:30
Cleveland at Denver	2:00	SUNDAY, DECEMBER 13	
Detroit at Washington	1:00	Baltimore at Washington	1:00
Miami at New England	1:00	Buffalo at New England	1:00
New Orleans at Los Angeles	1:00	Chicago at Oakland	1:00
N.Y. Giants — Green Bay (Milw.)	12:00	Cincinnati at Pittsburgh	1:00
New York Jets at Baltimore	4:00	Green Bay at New Orleans	12:00
Oakland at Houston	12:00	Houston at San Francisco	1:00
Philadelphia at St. Louis	12:00	Miami at Kansas City	1:00
Pittsburgh at Seattle	1:00	New York Giants at St. Louis	12:00
Tampa Bay at Minnesota	12:00	Philadelphia at Dallas	3:00
MONDAY, NOVEMBER 9		San Diego at Tampa Bay	1:00
Buffalo at Dallas	8:00	Seattle at Denver	2:00
SUNDAY, NOVEMBER 15		MONDAY, DECEMBER 14	
Baltimore at Philadelphia	1:00	Atlanta at Los Angeles	6:00
Buffalo at St. Louis	12:00	SATURDAY, DECEMBER 19	
Chicago at Green Bay	12:00	Buffalo at Miami	4:00
Cleveland at San Francisco	1:00	Dallas at New York Giants	12:30
Dallas at Detroit	4:00	SUNDAY, DECEMBER 20	
Denver at Tampa Bay	1:00	Cincinnati at Atlanta	1:00
Houston at Kansas City	1:00	Cleveland at Seattle	1:00
Los Angeles at Cincinnati	1:00	Denver at Chicago	12:00
New Orleans at Minnesota	12:00	Green Bay at New York Jets	1:00
New York Jets at New England	1:00	Kansas City at Minnesota	12:00
Oakland at Miami	1:00	New England at Baltimore	2:00
Pittsburgh at Atlanta	1:00	Pittsburgh at Houston	3:00
Washington at New York Giants	4:00	St. Louis at Philadelphia	1:00
MONDAY, NOVEMBER 16		San Francisco at New Orleans	1:00
San Diego at Seattle	6:00	Tampa Bay at Detroit	1:00
SUNDAY, NOVEMBER 22		Washington at Los Angeles	1:00
Denver at Cincinnati	1:00	MONDAY, DECEMBER 21	
Detroit at Chicago	12:00	Oakland at San Diego	6:00
Green Bay at Tampa Bay	1:00	POSTSEASON	
Miami at New York Jets	4:00	Sun., Dec. 27 — Wild-Card Playoffs	
New England at Buffalo	1:00	Sat., Jan. 2 — Divisional Playoffs	
New Orleans at Houston	12:00	Sun., Jan. 3 — Divisional Playoffs	
New York Giants at Philadelphia	1:00	Sun., Jan. 10 — AFC Championship	
Pittsburgh at Cleveland	1:00	NFC Championship	
St. Louis at Baltimore	2:00	Sun., Jan. 24 — Super Bowl XVI	
San Diego at Oakland	1:00	at Silverdome, Pontiac, Mich.	
San Francisco at Los Angeles	1:00		