


14514

**1982 MIAMI
DOLPHIN MEDIA
GUIDE**

ALL
SORTS
OF
FALL
SPORTS.

**WIOD
610
SPORTS**



Media Guide

MIAMI DOLPHINS 1982 SCHEDULE

PRESEASON

Aug. 14	WASHINGTON REDSKINS	8 p.m.
Aug. 21	at Denver Broncos	7 p.m.
Aug. 28	at Kansas City Chiefs	7:35 p.m.
Sept. 3	NEW YORK GIANTS	8 p.m.

REGULAR SEASON

Sept. 12	at New York Jets	4 p.m.
✓ Sept. 19	BALTIMORE COLTS	4 p.m.
Sept. 26	at Green Bay Packers	12 noon
Oct. 3	at Cincinnati Bengals	1 p.m.
✓ Oct. 10	DETROIT LIONS	4 p.m.
✓ Oct. 17	NEW ENGLAND PATRIOTS	1 p.m.
Oct. 24	at Baltimore Colts	2 p.m.
Oct. 31	at Los Angeles Raiders	1 p.m.
✓ Nov. 8	SAN DIEGO CHARGERS	9 p.m.
✓ Nov. 14	CLEVELAND BROWNS	4 p.m.
Nov. 21	at Buffalo Bills	1 p.m.
Nov. 29	at Tampa Bay Buccaneers	9 p.m.
Dec. 5	MINNESOTA VIKINGS	1 p.m.
Dec. 12	at New England Patriots	1 p.m.
Dec. 18	NEW YORK JETS	12:30 p.m.
Dec. 27	BUFFALO BILLS	9 p.m.

*Home Games Capitalized
All Times Local*

TICKET INFORMATION

Season tickets (\$130 and \$110) and individual game tickets (\$13 and \$11) are available at the Dolphin Ticket Office, Gate 14 of the Orange Bowl, and all major Ticket outlets in South Florida. Special seating arrangements can be made for groups of 25 persons. Tickets can be charged to Visa or Mastercard. Telephone 643-4700 in Dade County and 522-4222 in Broward County.



MIAMI DOLPHINS

1982 Media Guide

ON THE COVER: Miami's Tony Nathan, one of the most versatile running backs in the NFL, produced 1,234 yards of total offense in 1981 and earned the team's Most Valuable Player award. He became the first Dolphin to catch 50 passes in consecutive seasons, and his mark of 5.3 yards per carry was best in the NFL.

INDEX

All-Pro Dolphins	138	Results	
Assistant Coaches	11-20	Year-by-Year	120-124
Attendance	162	Opponent Series	125-127
Depth Charts	28	Preseason	128-129
Directory	2	Won-Loss Chart	124
Draft Choices '82	74-79	Postseason	130-137
Game Recaps '81	103	Robbie Profile	3-4
History	86	Rookie Profiles	74-79
Orange Bowl	163	Rosters	
Origin of Dolphins	100	1982 Rookies	80-81
Playoffs 1970-81	130	1982 Veterans	82-83
Player Profiles	30-73	All-Time	94-96
Press Information	163	Schedule, NFL	164
Pro Bowl	139	Season Tickets	162
Pronunciation	79	Shula Profile	5-8
Prospects for '82	23-27	Shula's Record	8
Radio Network	21	Standings, '81 NFL	118
Records		Statistics for 1981	
Yearly Leaders	142-143	Team	112
100-Yard Games	144-145	Individual	113-114
Individual	146-153	Stats Charts	115-117
Team	154-156	Ticket Sales	162
Consecutive	157	Trades	101-102
Opponent	158-160	Won-Loss, '70-81	84-85

At
bejew
17-0 th
Florida,
two-year r
But Robb
be the price
scandal whic
Randy Crowder

*Dolphins Media Guide is written and edited by Bob
Director of Public Relations.*



3550 Biscayne Boulevard
Miami, Fla. 33137
TRAINING CAMP
16400-D NW 32nd Avenue
Miami, Fla. 33054
Publicity: (305) 625-7888



**MIAMI DOLPHINS
CLUB DIRECTORY**

Managed by South Florida Sports Corp.

Downtown Office — (305) 576-1000

President	Joseph Robbie
Vice-President	Elizabeth L. Robbie
Exec. VP & Gen. Manager	J. Michael Robbie
Vice-President	Joseph H. Thomas
Corporate Secretary	Audrey J. Nessheim
Corporate Treasurer	Timothy J. Robbie
Consultant	Frank J. Callahan
Public Relations Director	Robert T. Kearney
Adv. & Publications Director	H.R. Horning
Sales Director	Frank Buetel
Controller	Howard F. Rieman
Ticket Director	Gordon Cramer
Secretary to President	Mariam E. Kircher
Executive Secretary	Agnes (Pat) Bell
Sec'y. to VP & Gen. Mgr.	Penny Sleeman
Public Relations Secretary	Gayle Baden
Bookkeeper	Doris L. Young
Librarian	Ann Laliotes
Ticket Aides	Mary Gallagher, Mabel Booker,
Receptionist	Althea Simpson
Mail Clerk	Dan Tompkins

Training Camp — (305) 625-6491

Vice-President, Head Coach	Donald F. Shula
Asst. Head Coach, Defense	Bill Arnsperger
Assistant Coaches	
Special Teams	Steve Crosby
Pass Defense, QBs, Receivers	Wally English
Defensive Backs, Punting	Tom Keane
Offense, Offensive Line	John Sandusky
Run Defense, Defensive Line	Mike Scarry
Offensive Backs, Special Teams	Carl Taseff
Dir. of Pro Personnel, Asst. Coach	Charley Winner
Dir. of Player Personnel	Charles T. Connor
Asst. Dir. of Player Personnel	Elbert Dubenion
Trainer	Robert Lundy
Asst. Trainer	Junior
Equipment Manager	Bill Herman, F
Equipment Aides	Bill Herman, F
Film Manager	
Secretary to Head Coach	A
Secretary	
College Area Scout	
Team Physician	Dr. H
Asst. Team Physician	F
Medical Consultant	

**JOSEPH
ROBBIE**
President
and Managing
General Partner



A favorite poem often recited by Joseph Robbie in banquet speeches may best explain his boundless enthusiasm for new challenges. Robbie quotes an anonymous author of "Ode To Life":

*"He was a very cautious man
Who never romped or played.
He never drank, he never smoked,
Nor even kissed a maid.
And when he up and passed away,
Insurance was denied.
For since he hadn't ever lived,
They claimed he never died."*

Robbie, vigorously superintending one of the most successful National Football League franchises, still at 66 relishes the challenge as much as the achievement. He dips into a seemingly bottomless reservoir of energy.

As president of the Miami Dolphins, he has parlayed cunning and persistence into shaping a championship club. He has weathered the financial chaos of a struggling 1966 expansion team and transformed it into \$1.6 million of philanthropy.

"I think that there's often more satisfaction in the struggle than in the accomplishment," Robbie maintains.

Robbie was a Horatio Alger character in Stephen A. Douglas' clothing. He used his lawyer's gift for oratory and debate to promote pro football in a city of loud skeptics. And he utilized the administrative skills he had honed in Minneapolis municipal government to assemble outstanding personnel.

His genius was manifested when he gave Don Shula the head coaching responsibility Feb. 18, 1970. In the years which have followed, every NFL team except Dallas, Minnesota and Pittsburgh has changed coaches, but none of the more than 100 moves has topped Robbie's selection. And the Robbie-Shula alliance was renewed in 1980 extending through the 1983 season.

Now 12 years after the NFL merger, the Dolphins and the Dallas Cowboys are the only teams to have won more than 70 percent of their games. The Dolphins, possessing two Super Bowl trophies, added a sixth AFC East title in 1981. Those one-time misfits, sustained by Robbie's pluck and tenacity, became the only team to qualify for three consecutive Super Bowls.

The goal of NFL superiority was achieved not in the 12 years it required Dallas, nor in the 17 years it took Oakland, but in just seven years for Miami.

And the Dolphins did more than capture the NFL crown. They bejeweled it with 17 perfect stones. An unprecedented record of 17-0 that 1972 season brought the Super Bowl crown to South Florida, and then the Dolphins repeated as champions with a two-year record of 32-2.

But Robbie has insisted that the integrity of his team will never be the price for victory. Robbie demonstrated it in the 1977 scandal which sent Dolphin defensive linemen Don Reese and Randy Crowder to jail for selling cocaine to undercover police.

Robbie swiftly suspended the players despite some critics waving the constitutional presumption of innocence.

"Football players owe a unique obligation to the children who idolize them, to the fans who support them and to the community in which they live," Robbie said.

"I don't believe in winning at all costs. If I thought the two players whom I suspended would make the difference between winning and losing the Super Bowl, I'd still act as I did. We want to win and we're going to win. But we're going to do it in the right way and with the right people."

To which New York Daily News columnist Larry Fox responded, ". . . the Joe Robbie we prefer to remember in this case is the man who laid his principles on the line of scrimmage soon after the players were arrested."

Robbie, a former South Dakota legislator and Minneapolis lawyer, had to overcome a virtual embargo on pro football in Miami imposed by the Orange Bowl Committee and the University of Miami as well as adverse sentiment among American Football League owners who preferred Atlanta for 1966 expansion.

"The Miami Dolphins broke the old bugaboo by proving that South Florida is a big-league community," Miami Herald columnist Charles Whited wrote. "It took a born craps shooter such as Joe Robbie, of course, to risk everything on the high stakes. When the Dolphins started, even the best banking brains in Miami refused to share Joe Robbie's brash confidence. But he paved the way; the two world championships galvanized this town like nothing before or since; and we yearn for a return to those halcyon days."

In 1965, a client Robbie met on a Florida vacation was interested in an AFL expansion franchise for Philadelphia. Robbie inquired of AFL Commissioner Joe Foss, a classmate of Robbie's at the University of South Dakota and a colleague in the state legislature.

"He (Foss) told me the stadium was in litigation in Philadelphia," Robbie recalls. "He said there would be a good chance of getting a team for Miami but not for Philadelphia.

"I told my client, and he wasn't interested in Miami. So I decided to apply for the franchise there. The rest is history."

Robbie contacted entertainer Danny Thomas, whom he had known since 1959 while serving on the Board of Directors of St. Jude's Hospital in Memphis. That Lebanese coalition then filed a formal application and was awarded an AFL franchise for a \$7.5 million fee.

In the first two years of the franchise, the Dolphins averaged only 25,551 and 27,120 tickets sold and struggled with 29,963 and 32,335 averages the following two years. On the field, the Dolphins managed a 15-39-2 record; off the field, one of the limited partners negotiated a move to Seattle until Robbie recruited five Miami investors in 1969 and strengthened the team's roots in the community.

"If we hadn't been persistent and hadn't been patient; if we hadn't looked down the tunnel and hadn't seen the light, this franchise might have moved," Robbie said. "I didn't intend to move and I didn't appreciate constantly having to deny we weren't here to stay."

Robbie, who fathered 11 children, was personally responsible for the club's debts and obligations and had "no oil wells or hotel chains or inherited money with which to support professional football in Miami," he said. So he adroitly wielded his power to use the franchise as collateral.

Robbie was obsessed with the goal of a championship team, as the Pulitzer Prize-winning author James A. Michener

(Continued on page 22)

DONALD F. SHULA

Head Coach



"Good coaches are supposed to have a play for every situation, even when it seems to be an impossible situation. Don Shula had an answer. . . . And the play was typical of the (1981) Dolphin season. It revolved around resourcefulness, discipline and preparation, not any superhuman effort."

—John Crittenden, Miami News sports editor, describing flea-flicker TD pass in 1981 playoff game.

His formula for winning contains those fundamental elements of organization, preparation and discipline. His coach-to-athlete relationship, whose components are abiding respect and mutual dedication to excellence, serves as the catalyst.

Don Shula succeeds not only because he possesses such competitive zeal but also because his players embrace it. Shula conquers adversity not only because he improvises so skillfully but also because his players absorb the teaching preparation.

"Certain people almost have an aura," former Dolphin defensive back Tim Foley said. "You can feel intensity from them, Shula has got total commitment to his goals and objectives. The thing that makes him successful is the ability to transfer that commitment to his players."

In profile, Shula's face has a chiseled magnificence. It was carved through 19 years as a National Football League coach—carved as deeply as his will to win.

The record is there for historians. But your eye interprets Don Shula as he stirs restlessly along the sideline. Exorting all. Deliberating. Instructing. Always pacing. And when he stops—his arms locked across his chest, those eyes powerful as lasers, that anvil of a jaw—he stands as the unshakeable commander.

Shula was voted Coach of the Decade by the Pro Football Hall of Fame's 25-member selection committee. His uncanny ability to overcome obstacles, and not the weight of championship trophies, tipped the balloting in his favor.

He became only the fourth coach in NFL history to win 200 games, and he marches into 1982 with a record 204-83-6. His career winning percentage of .706 is the best among the NFL's all-time 10 winningest coaches, and the perfect 17-0 mark by the 1972 Dolphins remains a monument to Shula. Probably no team will surpass the incredible 32-2 combined record of 1972 and 1973 with two Super Bowl conquests.

With teams in Baltimore and Miami, Shula has built five unbeaten streaks of 10 or more games, and no other coach has done it more than twice. His 69.5 percent winning in 12 seasons in Miami (131-57-2) parallels his 72.8 percent success in Baltimore (73-26-4) from 1963 to 1969.

By winning the AFC East title in 1981, the Dolphins have either

won or shared first place in the division nine time in the 12 years under Shula. His Dolphins have been almost invincible at the Orange Bowl with a 75-18-1 record (81.2 percent) including an NFL-record 31-game winning streak at home from 1971 to 1974.

Shula, 52, attacks new challenges like guiding one of the NFL's youngest teams to an 11-4-1 record and division championship in 1981. He drills for precision in every practice, and his methods eliminate errors—the Dolphins have been the least-penalized team in the NFL for six consecutive years including 1981.

Shula has made a mark on the game as an innovator of defensive complexities and situation substitutions, and he has a reputation as a great motivator. Certainly, other coaches can develop brilliant strategy and deliver rousing speeches at halftime. But Shula surpasses the rest in his skill as a teacher.

"If he'd started in chemistry or mathematics," Dolphins owner Joseph Robbie says of Shula, "I think he'd be the best in the business. He can explain things simply, and then through repetition, transfer his knowledge to people as well as anybody."

Twice with the Dolphins, in 1970 and 1977, Shula has deployed five rookies in his starting defense and won 10 of 14 games each season. And for those exigencies brought on by injuries to his starting quarterback, Shula has more solutions. Backup quarterbacks for Dolphins had a 25-7-1 record under Shula since 1970.

He cultivates a winning attitude in preseason success which measures 78-21-3 (78 percent) including 32-4-1 at Baltimore and 46-17-2 at Miami.

He had been the youngest head coach, 33, in NFL history when the Colts picked him in 1963 after Shula's three years as defensive coordinator of the Detroit Lions. In the old NFL, the Colts reached the title game in 1964 and 1968 after 12-2 and 13-1 campaigns, and the 1967 Colts posted an 11-1-2 record. Those three powerhouse teams averaged scoring almost 30 points per game.

Shula's resourcefulness is best documented in 1965 when injuries sidelined Colts quarterback John Unitas and Gary Cuozzo, so that halfback Tom Matte wore the "playbook" on his wristband and directed a 20-17 upset at Los Angeles.

He transformed a 3-10-1 Dolphin team into a playoff qualifier his first season in Miami and laid the foundation for a perennial contender. In 1971, the Dolphins won their first of four consecutive AFC East titles, and on Christmas Day in Kansas City, pro football's longest game (82 minutes, 40 seconds) ended with Garo Yepremian's winning 37-yard field goal in the second overtime. A week later, the Dolphins stymied the Unitas-led Colts, 21-0, on the same Poly-Turf where Baltimore had won Super Bowl V the previous January.

Dethroning the Colts launched the Dolphins to three consecutive AFC championships—a feat unequalled in either conference since the 1970 merger. But a disappointing 24-3 loss to the Dallas Cowboys in Super Bowl VI filled Shula and his players with greater drive, and in 1972, the Dolphins attracted headlines as the "Greatest Team Ever."

Shula had claimed 38-year old Earl Morrall from the waiver list in April 1972, recalling Morrall's leadership of the 1968 Colts. When quarterback Bob Griese suffered a broken ankle in the fifth game, Morrall took charge for 11 straight victories. The Dolphins rewrote the NFL rushing record (2,960 yards), and with a regular-season record of 105-30-5, Shula became the first NFL coach to win 100 games in his first decade.

Surprisingly, the unbeaten Dolphins were three-point underdogs to the Washington Redskins in Super Bowl VII. Shula elected to go with a healthy Griese, and the Dolphins dominated



Don Shula captured 200th victory in 1981.

the Redskins, 14-7, for the coach's first NFL crown. No less impressive were the 1973 Dolphins, losing only twice in 17 games. The Dolphins set a modern NFL record by allowing only 1,290 yards passing and only five touchdown passes, and they overwhelmed three playoff opponents, 85-33, including a 24-7 rout of the Minnesota Vikings in Super Bowl VIII.

Only twice have Shula's Dolphins failed to win 10 games in a season, and they have qualified for the playoffs eight times in 12 seasons. Only twice have his Dolphins ranked lower than sixth in NFL scoring defense.

"No matter what people are saying, you've got to go out and do it yourself," Shula reminds his players. "You don't win games because you're favored, and you don't lose games because you're the underdog. It's what happens on game day that counts. You've got to think positively and do the things that are necessary to win."

Donald Francis Shula was born January 4, 1930 in Grand River, Ohio and raised in Painesville, Ohio. He was a running back at John Carroll University in Cleveland, and in 1950, he gained 125 yards when the Blue Streaks upset Syracuse, 21-15.

Shula was the line rookie on Coach Paul Brown's defending NFL champion Cleveland Browns in 1951 until Shula's college teammate Carl Taseff joined the Browns at midseason. Both were involved in a 15-player trade with Baltimore in 1953, and Shula played four seasons with the Colts (1953-56) and one season in Washington (1957) at right cornerback. He had 21 career interceptions for 247 yards.

Shula entered the coaching ranks with an assistant's job at Virginia (1958) and Kentucky (1959), and he joined the NFL's Detroit Lions in 1960 under Coach George Wilson—a man he later replaced in Miami. The Lions posted a 26-13-1 record with Shula as the defensive coordinator.

Then in 1963 he succeeded Weeb Ewbank as head coach at Baltimore, and in the 19 seasons which have followed, Shula has reached the championship game five times with two victories.

Today he takes an active role in NFL leadership, serving since 1975 on the select four-man NFL Competition Committee. Improved safety in pro football has become a major goal for this committee, which evaluates changes in playing rules.

As consumed as he is by football, Shula remains a devoted family man. He and the former Dorothy Bartish, married July 19,

1958, have five children—two boys and three girls, David 23, Donna 21, Sharon 20, Annie 18, and Michael 17.

David Shula, the 1977 salutatorian at Hollywood Chaminade High, broke all pass receiving records at Dartmouth College. In three seasons, the Dartmouth co-captain caught 133 passes for 1,822 yards and nine touchdowns. He succeeded as a free-agent wide receiver with Baltimore in 1981 and led the Colts in punt returns.

"He's never pressured me at all to do anything, whether it was baseball or soccer or football or whatever," David Shula says of his father. "It was always my own initiative. If I was interested in it, then my dad would always say, 'If you want to do it, that's great; but give it your all and don't come out a quitter. You can't always come out a winner, but you can always give it your best.'"

100-GAME NFL WINNERS

Yrs.	Coach	Regular Season	Win Avg.	Play-offs	All Games	Win Avg.
40	George Halas	320 147 30	8.4	6-3	326 150	30 .674
33	Curly Lambeau	231 133 23	7.3	3-2	234 135	25 .626
22	Tom Landry	196 112 6	9.0	18-13	214 125	6 .629
19	Don Shula	194 74 6	10.4	10-9	204 83 6	.706
21	x-Paul Brown	166 100 6	8.0	4-8	170 108	6 .609
23	Steve Owen	151 100 17	6.9	3-8	154 108	17 .582
15	Bud Grant	138 75 5	9.4	9-11	147 86	5 .628
17	Hank Stram	131 97 10	8.0	5-3	136 100	10 .573
20	Weeb Ewbank	130 129 7	6.7	4-1	134 130	7 .507
13	Chuck Noll	117 72 1	9.0	14.4	131 76	1 .632
18	Sid Gillman	122 99 7	7.0	1-5	123 104	7 .541
12	George Allen	116 47 5	9.9	2-7	118 54	5 .681
10	John Madden	103 32 7	10.6	9-7	112 39	7 .731
15	Buddy Parker	104 75 9	7.2	3-1	107 76	9 .581
10	Vince Lombardi	96 34 6	9.9	9-1	105 35	6 .740

x-does not include 47-4-3 record in AAFC, 1946-49
NFL Playoff Bowl in Miami (1961-70) excluded from records

SHULA'S 19-YEAR RECORD

Year	Team	W	L	T	Pct.	Finish
1963	Baltimore	8	6	0	.571	3rd, NFL West Conf.
1964	Baltimore	12	2	0	.857	1st, NFL West Conf.
1965	Baltimore	10	3	1	.769	T-1st, NFL West Conf.
1966	Baltimore	9	5	0	.643	2nd, NFL West Conf.
1967	Baltimore	11	1	2	.917	T-1st, NFL Coastal
1968	Baltimore	13	1	0	.929	1st, NFL Coastal
1969	Baltimore	8	5	1	.615	2nd, NFL Coastal
1970	Miami	10	4	0	.714	2nd, AFC East
1971	Miami	10	3	1	.769	1st, AFC East
1972	Miami	14	0	0	1.000	1st, AFC East
1973	Miami	12	2	0	.857	1st, AFC East
1974	Miami	11	3	0	.786	1st, AFC East
1975	Miami	10	4	0	.714	T-1st, AFC East
1976	Miami	6	8	0	.429	3rd, AFC East
1977	Miami	10	4	0	.714	T-1st, AFC East
1978	Miami	11	5	0	.688	T-1st, AFC East
1979	Miami	10	6	0	.625	1st, AFC East
1980	Miami	8	8	0	.500	3rd, AFC East
1981	Miami	11	4	1	.719	1st, AFC East

Regular Season All Games

	W	L	T	Pct.	W	L	T	Pct.
Baltimore Total	71	23	4	.745	73	26	4	.728
Miami Total	123	51	2	.705	131	57	2	.695
19-YEAR TOTAL	194	74	6	.719	204	83	6	.706

*NFL runnerup **NFL champion

SHULA'S UNBEATEN STREAKS

Games	Year	Team and Record at End of Streak
18	1972-73	Miami to 17-0 and 1-0
13	1967	Baltimore to 11-0-2 (ties on 5th and 6th games)
11	1964	Baltimore to 11-1
10	1968	Baltimore to 15-1
10	1973	Miami to 11-1
9	1965	Baltimore to 9-1-1 (tie on 9th game)
8	1971	Miami to 9-1-1



Incl:
cl.

J. MICHAEL

Exec. Vice President
and General Manager

9th Season with Dolphins

J. Michael Robbie, now in his fourth year as Executive Vice President and General Manager of the Dolphins, has become involved in the day-to-day administration of the front office.

The younger Robbie, a law graduate of the University of South Dakota, has varied responsibilities which include all aspects of the franchise from contractual arrangements to financial management. He has the legal training and business background which have become essential in modern sports management.

Michael, 34, was named to his position in October 1978. His projects have included the implementation of a computer system for all Dolphin operations from ticket accounts to scouting. He gained a working knowledge of the business aspects of pro football in four years in the Dolphins' ticket office, from September 1971 to July 1975, serving as Ticket Director the last two years.

He has represented the Dolphins at NFL meetings since 1980. "All of us get a day older every day, so we have to plan for the future of our family," Joseph Robbie says. "I'm pleased that Michael is able to fit himself into the management of the Dolphins and the handling of family affairs. Mike is going to take a leadership role in guiding the younger members of our family."

Michael, the fourth-oldest of 11 Robbie children, was born Jan. 6, 1948 in Mitchell, S.D. He was raised in Minneapolis when the family moved there in 1951.

He earned his J.D. and M.B.A. degrees from South Dakota in May 1978, and he was admitted to the South Dakota Bar. He was graduated in 1966 from De LaSalle High in Minneapolis, and he earned his B.S. in mechanical engineering from Notre Dame in 1971.

He and his wife Dwyn live in Miami Shores.



JOE THOMAS

Vice-President

8th Season with Dolphins

Born March 18, 1921

Joe Thomas, who drafted and traded for the talent which produced the Dolphins' championships of the early 1970s, became a club vice president when he returned to the Dolphins in 1981 after a nine-year absence.

Thomas, 61, conducts the negotiation of player contracts, both veterans and rookies, and serves as a club liaison with the Dade-Broward Sports Authority in the planning of a new stadium.

Thomas has spent 23 years in the National Football League

including 20 in personnel and management with four different clubs. He stocked two expansion teams as director of player personnel for Minnesota in 1960 and for Miami in 1965—the Vikings were an 8-5-1 success in their fourth season (1964) and the Dolphins reached the Super Bowl in their sixth season (1971) before winning consecutive championships.

Ironically, Thomas missed earning a Super Bowl ring while the players he assembled had a ring on each hand—trade acquisitions Larry Little, Nick Buoniconti and Paul Warfield and draftees Bob Griese, Larry Csonka, Dick Anderson, Jim Kiick, Bill Stanfill and Jake Scott, to name a few.

Thomas had been the Dolphins' first employee, hired Sept. 21, 1965, four months before the American Football League expansion draft. He left Miami in February 1972 following the draft to pursue greater job responsibilities. Five months later, he engineered the franchise exchange between the Los Angeles Rams and Baltimore Colts, thus becoming vice president and general manager of the Colts under Robert Irsay.

He orchestrated a trade for a first-round pick in 1973 and spent it for quarterback Bert Jones—a move which ultimately resulted in three consecutive AFC East titles (1975-77) for the Colts. Football News and The Sporting News honored him as the top NFL executive in 1975.

Thomas later arranged for the purchase of the San Francisco 49ers by DeBartolo Corporation, and he served as vice president and general manager in 1977 and 1978.

Thomas, an end at Ohio Northern (1943) and a Navy veteran, spent six years in college coaching at DePauw (1948-51) and Indiana (1952-53) and earned a master's in education at Indiana. He gained three years of NFL experience as a defensive coach at Baltimore (1954) and Los Angeles (1955-56) and then three years with the Toronto Argonauts (1957-59) of the Canadian Football League before joining the Vikings in April 1960.

He and his wife Judi have a 12-year-old daughter, Paige, and they live in Coral Gables.

SOUTH FLORIDA MEDIA

The Dolphins receive daily coverage by eight newspapers and six TV stations in a three-county area plus frequent coverage by other South Florida media outlets.

Four writers cover the Dolphins on a daily beat—Larry Dorman, Miami Herald; Andy Cohen, Fort Lauderdale News & Sun-Sentinel; Jay Lawrence, Palm Beach Post; and Leo Suarez, Miami News.

South Florida columnists include Edwin Pope and Bob Rubin, Miami Herald; John Crittenden, Miami News; Bernie Lincicome, Fort Lauderdale News & Sun-Sentinel; Steve Hummer, Palm Beach Post; George Cunnill, Diario Las Americas; and Ed Plaisted, Hollywood Sun-Tattler. Other regular writers include Mike Janofsky and Gary Long, Miami Herald; Charlie Nobles and Tom Archdeacon, Miami News; Tom Curtis, Dolphin Digest; Fred Goodall, Associated Press; Les Kjos, United Press International; Luis Perez, El Miami Herald; and Bill Pinella, Palm Beach Times.

Miami's TV coverage is the most extensive in the NFL with John Arminio (WTVJ-4), Chuck Dowdle (WPLG-10), Frank Forte (WPLG-10), Jim Gallagher (WPEC-12), Buck Kinniard (WPTV-5), Andy Liscano (WCKT-7), John Loesing (WCIX-6), Chris Myers (WTVJ-4), Bernie Rosen (WTVJ-4), Steve Ruskin (Telsport), Hector Salazar (WLTU-23), Tony Segreto (WTVJ-4), Larry Sugarman (WPLG-10), Lee Webb (WCKT-7) and Dave Willingham (WCKT-7).



BILL ARNSPARGER

Asst. Head Coach, Defense

19th NFL Season, 11th with Dolphins

Born Dec. 16, 1926

Bill Arnsparger has devised the strategies which have kept the Dolphins among pro football's most respected defenses.

Arnsparger's magnificent defense carried the Dolphins to another AFC East crown in 1981 by permitting only four touchdowns in a sweep of the last four games.

In his nine full seasons with the Dolphins (1970-73 and 1977-81), Arnsparger has masterminded a defense which has allowed the fewest points in the National Football League. Under his guidance, the Dolphins have yielded 250 fewer points than Pittsburgh and 395 fewer points than all other AFC teams in those nine years. Miami has ranked first or second in AFC scoring defense seven times including No. 1 in 1981.

Arnsparger, 55, crafted a disciplined defense which has five rookies named to the NFL All-Rookie team in 1977 and nine times didn't allow a touchdown in 1978 and 1979 on the way to the playoffs. In winning the AFC East in 1981, the Dolphins held eight opponents to one touchdown and kept Buffalo out of the end zone in the division title game.

Arnsparger earned the game ball in Super Bowl VIII after the 1973 club permitted only 150 points and set modern NFL records of 1,290 yards passing and five TD passes. That team put together 13 consecutive scoreless quarters.

His association with Don Shula goes back to 1959 as aides at Kentucky, then in 1964-69 at Baltimore and 1970-73 at Miami. Three times in those 10 pro seasons, Arnsparger's charges led the NFL in scoring defense.

He was head coach of the New York Giants for 2½ seasons beginning in 1974 and he rejoined the Dolphins at midseason of 1976. He worked 14 years in college coaching—Miami, Ohio (1950), Ohio State (1951-53), Kentucky (1954-61) and Tulane (1962-63).

Arnsparger was a high school lineman at Paris, Ky., under Blanton Collier, later the head coach (1963-70) of the Cleveland Browns. Arnsparger spent two years as a Marine sergeant before returning to Miami, Ohio, as an offensive tackle under Woody Hayes. In 1976 he was inducted into the Miami University Athletic Hall of Fame.

Currently he is chairman of the 20-member Governor's Sports Council in Florida. He and his wife Betty Jane (married 8-24-57) live in Miami Lakes with their son David (8-6-65) and daughter Mary Susan (2-29-68).

Don Shula on his sideline department

I think I've quieted down some as I've gotten more experience. But I'm still very involved and very emotional. . . I want to do the things that brought me this far. You put so much into it; it's natural that it comes out. I'd rather have it come out than be sitting here with ulcers.



WALLY ENGLISH

**QB Receivers,
Pass Offense**

5th NFL Season, 2nd with Dolphins

Born June 28, 1938

Wally English took charge of the Dolphins' pass offense in 1981 and turned it into the first 3,000-yard production in club history. Both quarterbacks David Woodley and Don Strock registered 400-yard game—the only ones in Dolphin history.

English, whose 16-year coaching career includes three years with the Detroit Lions and service at six major colleges, directed the Dolphins quarterbacks and receivers. He was hired by Don Shula after two seasons as offensive coordinator at the University of Pittsburgh. The Panthers put together consecutive 11-1 records and, in 1980, ranked second in the nation.

English's high-powered passing game with quarterbacks Dan Marino and Rick Trocano broke Pitt records both years. The Panthers averaged 268 yards passing (fifth in nation) in 1980 and 31 points per game while amassing a record 4,920 yards total offense.

English, 42, had three previous years of NFL coaching experience as the offensive backfield coach with the Lions in 1974, 1975 and 1977. He then coached quarterback Marc Wilson at Brigham Young in 1978 before the Oakland Raiders made Wilson a No. 1 draft choice.

The former University of Louisville quarterback (1956-58) was the successor to John Unitas at his alma mater. English began coaching on the college level as quarterback coach at Kentucky (1965-68) and spent a year as a New Orleans scout and coach for Richmond, Va., in the Continental League. He moved to Arkansas (1970), then Virginia Tech (1971-72) and Nebraska (1973). VPI's Don Strock led the nation in passing in 1972 and was drafted by the Dolphins in 1973.

English and his wife Peggy (married 7-25-59) live in Davie with five sons—Jon (9-24-60), Steve (11-12-61), Danny (6-9-64), Tommy (8-6-67) and Andrew (3-26-81). Jon is a junior quarterback at Iowa State and Steve is a junior defensive back at Indiana.



TOM KEANE

Defensive Backs, Punting

19th NFL Season, 17th with Dolphins

Born Sept. 7, 1926

Tom Keane has seen them all, from Westmoreland to McNeal, from the inception of the Dolphins in 1966 to the sixth AFC East championship in 1981. Keane's aggressive defensive backfield has played a significant role in that success.

In 1981, for example, the Dolphins permitted an average of only

129 yards passing in the four-game sweep to a division crown (NFL teams yielded an average of 204 yards). The AFC East title victory over Buffalo was clinched with two interceptions by safety Mike Kozlowski, a player Keane converted from college running back.

Keane, 56, is one of only three current NFL assistants who have coached with the same club as long as 17 years—Jim Myers (1962-82) and Ernie Stautner (1966-82) of Dallas are the others. The Dolphins have averaged 23 interceptions per year (369) topped by an NFL-leading 32 thefts in 1978.

In Keane's first year, the Dolphins stole 31 passes and ranked second in the American Football League. In 1973 the Super Bowl champions allowed only five touchdown passes.

Keane, a former All-Pro safety for the Baltimore Colts in 1953, holds the Colts record with 11 interceptions that season. He had swiped 10 passes in 1952. He also averaged 42.8 yards punting and he held the ball for Bert Rechichar's 56-yard field goal which stood as an NFL record for 17 years.

He was a freshman quarterback and tailback for unbeaten Ohio State in 1944, and after a 20-month stint as a seaman in the South Pacific, Keane played at West Virginia. He skipped his senior year to be drafted by Los Angeles (1948-51), then was traded to the short-lived Dallas Texans (1952) and went to Baltimore (1953-54) in the franchise move.

Keane played with the Chicago Cardinals (1955) and his career ended with a knee injury suffered while tackling Tank Younger in a 1956 preseason game. He coached with the Cardinals (1957) and the Calgary Stampeders (1960) of the Canadian Football League.

In 1961 he became head coach of the Wheeling Ironmen of the United Football League, and after winning two championships, he moved to Pittsburgh (1965) as an assistant. He joined the Dolphins staff of George Wilson in 1966 and was retained by Shula in 1970.

He and his wife Mary (married 7-5-52) live in Miami and have two daughters, Candi and Mary, and two sons, Tom and Tim. Keane was recently honored by the Ohio Valley's Dapper Dan Club as its Man of the Year along with Philadelphia Eagles assistant Fred Bruney.



JOHN SANDUSKY

Offense, Offensive Line

24th NFL Season, 7th with Dolphins

Born Dec. 28, 1925

John Sandusky, headmaster of the Dolphins' offensive line since 1976, has applied his decades of NFL experience into shaping a formidable troop of blockers.

Sandusky's handiwork was evident in the four-game sweep to the AFC East title in 1981 when guard Ed Newman was the only blocker in the five-man front who also played for the 1979 division champions. Sandusky had developed tackles Jon Giesler and Eric Laakso into solid starters, and guard Jeff Toews and center Dwight Stephenson picked up the slack for injured teammates.

Sandusky's young group has a tough act to follow in the 1980s;

the Dolphins led the NFL in rushing in the 1970s by averaging 2,372 yards per season.

Sandusky, 56, counts 31 years in the NFL including 24 years of coaching—five more than any other Miami assistant. He has the unique distinction of having served in four different capacities in the old College All-Star game in Chicago. He played with the All-Stars (1950) and coached them (Offensive line, 1958); he played with the NFL champions (Cleveland, 1951 and 1955) and coached them (Baltimore offensive line, 1969, and defensive line, 1971).

He was the offensive line coach under Don Shula for seven years (1963-69) with Baltimore. In fact, Shula tried to bring Sandusky to Miami in 1970 but the Colts' coaching staff was restricted. Sandusky stayed with the Colts to coach the defensive line (1970-72) with a Super Bowl V victory under Don McCafferty.

Sandusky's first NFL assignment had been the Colts' defensive line (1959-62) under Weeb Ewbank, so he has spent seven years on defense and 17 years on offense.

When McCafferty was fired after a 1-4 start in 1972, Sandusky was elevated to head coach. He posted a 4-5 record including two losses to the unbeaten Dolphins. Sandusky next spent three years (1973-75) with the Philadelphia Eagles' offensive line.

That was a homecoming for the former All-American tackle from Villanova. He went both ways at tackle for Cleveland (1950-55) when the Browns played in six consecutive NFL championship games, winning three titles, and he spent one year with Green Bay (1956). He began his coaching career as a Villanova assistant (1957-58).

He and his wife Ruth (married 3-31-51) live in Cooper City, and they have raised four sons and a daughter—John, James, Ruth, Joey and Gerry. Joey died of complications from pneumonia in 1978 while a sophomore at Tulsa University.



MIKE SCARRY

**Run Defense,
Defensive Line**

16th NFL Season, 13th with Dolphins

Born Feb. 1, 1920

Mike Scarry, whose coaching career has spanned five decades, has tutored a consistently solid defensive line for the Dolphins since 1970. His run defense in the last four seasons (1978-81) surrendered only 47 touchdowns rushing in 64 games, which ranks third-best in the NFL.

Scarry has guided the giants of Dolphin defense including Bill Stanfill, Bob Heinz, Vern Den Herder, Bob Baumhower and Doug Betters. His defenders put a stranglehold on opponents in 1979, keeping nine foes under 100 yards rushing and ranking second in the NFL with a 106.4-yard average yield. The previous highest ranking was third in 1972 with a 110.6-yard average.

In their last three seasons of reaching the playoffs (1978, 1979 and 1981), the Dolphins permitted either none or one touchdown in 27 of 48 regular-season games. The Dolphins have topped 40 quarterback sacks three times under Scarry—45 in 1973, 40 in 1975 and 41 in 1978. Miami also led the NFL with 14 shutouts during the 1970s.

Scarry, 62, was elected to the NAIA Hall of Fame in 1964 in recognition of his playing days as a center and linebacker at Waynesburg (Pa.) College. He played the first game ever televised (Waynesburg vs. Fordham in New York, 1939). After two years in the Army, "Mo" was center for the Cleveland Rams (1944-45) in the old All-America Football Conference.

He began an 18-year college coaching career at Western Reserve (1948-49) and moved to Santa Clara (1950-52), Loras (1953), Washington State (1954-55) and Cincinnati (1956-62) before becoming head coach at Waynesburg (1963-65). His Yellow Jackets posted a record of 17-8-1 including two West Penn Conference titles, and he recruited and developed the Waynesburg squad which went unbeaten and won the NAIA championship in 1966.

Scarry moved into the pro ranks with the Washington Redskins (1966-68) under Otto Graham, and he spent the 1969 season as a scout for San Francisco before joining the Dolphins in 1970.

In 1969 he was named to the Waynesburg College Hall of Fame for both football and basketball.

He and his wife Elizabeth (married 1-27-43) live in Miami and have eight children, five boys and three girls—Sally Beth, Mike, Patricia, Tom, Maggie, John, Jim and Dennis.



CARL TASEFF

**Offensive Backs,
Special Teams**

16th NFL Season, 13th with Dolphins

Born Sept. 28, 1928

Carl Taseff, overseer of the Dolphin offensive backfield since 1970, has developed a versatile corps of runners and receivers. He has coached 11 different Dolphin running backs who have gained more than 500 yards in a season.

Taseff's runners have become more involved in the passing game, averaging 115 catches in the past three seasons compared to an average of 53 catches in the run-dominated years of 1970-77. In that eight-year span, the Dolphins ranked fifth or higher in the NFL rushing seven times.

His young tandem of Tony Nathan and rookie Andra Franklin combined for 1,493 yards rushing and 16 touchdowns en route to the AFC East crown in 1981.

Taseff, 54, scouted Dolphin opponents for three years (1970-72) in addition to his coaching duties. Prior to joining Don Shula's staff, he worked for the CEPO scouting combine in 1968 and 1969.

He had played nine years (1953-61) at left cornerback for the Baltimore Colts, and Taseff set Colt records with a 90-yard punt return for a touchdown Oct. 14, 1956 against Green Bay (four returns for 148 yards). He holds an NFL record with a 99-yard return of a Walt Michaels field-goal attempt Dec. 12, 1959 against Los Angeles. His career marks were 112 punt returns for 826 yards, and he never fumbled a punt.

Taseff starred as a running back at John Carroll University in his native Cleveland and he scored 22 touchdowns in 1950. He and Shula played in the same backfield for Coach Herb Eisele, and they were roommates with the Cleveland Browns (1951-52) and Colts (1953-56).

Taseff concluded his pro career in 1962 with Buffalo of the American Football League, and after a year in the insurance field, he became a defensive coach with the AFL Boston Patriots (1964) and the NFL Detroit Lions (1965-66) under Harry Gilmer. Taseff and his wife Lucy (married 11-18-78) live in Pembroke Pines. He has two daughters, Cynthia Sue and Susan, by a previous marriage.



CHARLEY WINNER

**Dir. of Pro Personnel
and Assistant Coach**

28th NFL Season, 2nd with Dolphins

Born July 3, 1925

Charley Winner, a veteran of 27 years in the National Football League including two stints as a head coach, brought a quarter century of experience to his Dolphins assignment as Director of Pro Personnel and assistant coach in 1981. He provides scouting reports on Dolphin opponents and analysis of NFL talent in waiver and trade procedures.

Winner, 57, once coached a defensive back named Shula in the mid-1950s at Baltimore. That was the beginning of Winner's 12-year stint (1954-65) as a defensive coach with the Colts, serving under Weeb Ewbank for nine years and under Don Shula for three years.

Winner became head coach at St. Louis (1966-70) where he developed quarterback Jim Hart and had a 1966 defense which set club records which have stood for 15 years—most quarterback sacks (52) and fewest yards rushing (85.1 yards per game). The Cardinals were 35-30 in those five seasons but lost the last three games in 1970 to finish 8-5-1.

He was an assistant at Washington (1971-72) under George Allen and at the New York Jets (1973) under his father-in-law Ewbank before being promoted to head coach. The Jets were 7-7 in 1974 and 2-7 in 1975 under Winner. He coached defensive backs at Cincinnati (1976-79) and worked for a cable TV firm in 1980.

Winner, a radio operator and gunner in the Air Force during World War II, was a halfback at Washington University in St. Louis and graduated in 1949. Before joining Ewbank at Baltimore in 1954, he was an aide at Washington (1948-49) and Case Tech (1950-53).

He and his wife Nancy (married 6-23-50) have two daughters, Cinda and Lisa.



CHUCK CONNOR

Director of Player Personnel

5th Season with Dolphins

Born July 7, 1937

Chuck Connor has developed a reputation as an astute judge of talent while supervising five Dolphins drafts as Director of

Player Personnel since 1978.

Altogether 27 players from Connor's first four drafts were still in the Dolphins' training camp at the start of 1982. Those drafts succeeded in rebuilding the offensive line and backfield as well as the defensive secondary, yet during this "youth movement," the Dolphins still won AFC East titles in 1979 and 1981.

Connor selected 19 players in the first four rounds from 1978 to 1981, and 14 are playing in the NFL (13 with Miami), yet Miami's drafting position was 24th, 24th, 21st and 13th those four years.

Connor, 45, succeeded Bobby Beathard in 1978 after serving as the Southeast regional scout for the BLESTO combine, which provides college player evaluations for nine NFL teams including the Dolphins. Connor had worked for three seasons (1975-77) for BLESTO and was promoted to one of their four regional scout positions in 1977.

He was a two-way end at the University of Cincinnati (1955-59) before he began a 15-year coaching career at Montour High near Pittsburgh. Connor was head coach for eight of those 15 years and his 1967 team was undefeated. He taught at Montour in 1974 while also coaching the defensive secondary at Carnegie-Mellon University.

Connor had done player evaluations from films for the Pittsburgh Steelers while at Montour, and in 1975, he moved his family from McKees Rock, Pa., to Stone Mountain, Ga., near Atlanta to work for BLESTO.

He and his wife Dorothy (married 6-27-59) have four children—Chuck (4-23-60), Mike (1-16-65), Karen (6-20-66) and Scott (7-29-76).



STEVE CROSBY

**Assist. Dir. of Player
Personnel and Asst.
Coach, Special Teams**

6th Season with Dolphins

Born July 3, 1950

Steve Crosby, the youngest member of the Dolphins' coaching staff, has directed the special teams for the past three seasons in addition to extensive college scouting assignments.

With Crosby's supervision, the Dolphins have ranked among the NFL leaders in punt coverage with a three-year average of 6.75 yards allowed on punt returns (NFL average is 8.2 yards). The two longest punt returns in Dolphin history were logged by Tony Nathan (86 yards in 1979) and Tom Vigorito (87 yards in 1981), and 1981 rookies Vigorito and Fulton Walker, who averaged 24.5 yards on kickoff returns, were among the NFL's best.

Only once in the last six seasons (1976-1981) has a punt or kickoff been returned for a touchdown against the Dolphins.

Crosby, whose career as a New York Giants running back was shortened by injuries, began scouting for the Dolphins in 1977 and was named the Assistant Director of Player Personnel the following year.

Crosby, 32, was a 17th-round draft choice when the Giants picked him in 1974. He appeared in 15 games in three injury-plagued seasons (1974-76) under Bill Arnsparger. He had gained 1,891 yards in two seasons at Fort Hays College in his native

Kansas. Crosby played eight-man football in his hometown Pawnee Rock.

He lives in Plantation and has a son Bradley, 12.



BOB LUNDY

Trainer

16th Season with Dolphins

Born March 28, 1936

Bob Lundy, the original trainer of the Dolphins, has treated injured players for 15 seasons with his assortment of bandages and braces.

A significant reduction in knee injuries has coincided with a vigorous offseason conditioning program organized by Lundy along with pre-practice flexibility drills. In a four-year period from 1975 to 1978, the Dolphins counted 32 knee operations. Now with a winter regimen of weight training and running, the Dolphins lost only six players in the last three seasons to knee surgery.

Lundy, 46, was honored for having mended football wounds when the Dolphins presented him with a game ball after clinching a fourth consecutive AFC East championship in 1974. It may be the only time an NFL trainer has been honored that way.

He came to Miami with the formation of the franchise and has worked every season except 1973 when he sold real estate. He graduated from Boston University in 1958 and was the assistant trainer at Indiana University while in graduate school. He became the head trainer at Detroit University (1960-63) while also serving as assistant trainer of the NFL's Detroit Lions, and in 1964, he became a full-time assistant with the Lions.

He and his wife Alice (married 6-2-62) live in Miami with their three sons Bobby (3-30-63), Billy (6-30-66) and David (1-30-70).



JUNIOR WADE

Assistant Trainer

8th Season with Dolphins

Born Feb. 2, 1947

Junior Wade provides much more than medical treatment as the assistant trainer of the Dolphins. He boosts the morale of injured players by putting himself through the same paces of running and weightlifting during rehabilitation.

Wade, 35, joined the Dolphins in 1975 after coaching Davidson College to its best baseball record (21-15) in history. Wade's team owned a victory over 1975 College World Series runnerup South Carolina.

He had worked in Dolphin preseason camps in 1973 and 1974

while serving as an assistant trainer at Davidson. He was promoted to head baseball coach in 1975.

Wade was a three-year baseball letterman at South Carolina State. After earning a master's degree in education, he became trainer and guidance counselor at Fayetteville State.

He and his wife Constance (married 12-13-70) live in Hialeah with their son Aaron (2-25-72).



DAN DOWE

Equipment Manager

17th Season with Dolphins

Born Sept. 16, 1924

Dan Dowe has been fitting uniforms, customizing helmets and packing trunks of equipment for the Dolphins since the team's inception in 1966. He started as the assistant equipment manager and was promoted to equipment manager in 1969.

His locker-room pranks are legend among Dolphin veterans and a rude awakening among rookies. But it is beloved mischief, and fans and players past and present all turned out to roast Dowe at a 1978 banquet.

Dowe, 58, is a native of Brighton, Mass. He served 4½ years aboard the destroyer USS Forest in World War II, and the ship was hit by a kamikaze plane. As a civilian he worked in industrial electronics in Boston and then as a police officer in Bal Harbour, a Miami Beach suburb.

He and his wife Virginia (married 6-8-57) live in Hollywood Hills with their son Darin (9-14-69).



MILT DAVIS

College Area Scout

5th Season with Dolphins

Born May 31, 1929

Milt Davis, an educator as well as a talent scout, has been evaluating college players in a 14-state West region since 1967. He scouted for Baltimore from 1967 to 1976, for Los Angeles Rams in 1977 and for the Dolphins since 1978.

Davis, 53, who has received his doctorate in administrative education from UCLA, is a counselor and biology professor at Los Angeles City College. He earned an M.A. in zoology from UCLA and is an avid bird-watcher.

Davis played four seasons (1957-60) with the Colts and twice tied for the NFL lead in interceptions, including 10 as a rookie. The Colts defeated the New York Giants twice in title games (1958 and 1959) with Davis at right cornerback, and he had 27 career interceptions.

He and his wife Yvonne live in Los Angeles with their three children Allison (2-19-59) and twins Brian and Hilary (5-21-62).



ELBERT DUBENION

College Area Scout

4th Season with Dolphins

Born Feb. 16, 1935

Elbert Dubenion, an American Football League original with the Buffalo Bills in 1960, joined the Dolphins scouting staff after the 1979 draft. His basic responsibility has been the northern tier of states including the Big Ten and the Big Eight.

Dubenion, 47, nicknamed "Golden Wheels" as the swift flanker in a nine-year career with Buffalo, retired during the 1968 season and devoted the next 10 years to scouting for the Bills.

He possesses Buffalo career receiving records with 296 receptions, 5,034 yards and 35 touchdowns. He also set marks with receptions in 42 consecutive games and TDs in five straight games. In 1964 he grabbed 42 passes for 1,139 yards and 10 touchdowns with quarterback Jack Kemp, and the Bills captured the AFL title.

He and his wife Marilyn (married 6-8-59) live in Westerville, Ohio, near Columbus, with their four daughters—Debbie (3-1-61), Carol (1-8-63), Susan (10-8-65) and Lisa (2-16-67).



"DOLPHINS" WON, FLIPPERS DOWN

Mariners, Marauders, Mustangs, Missiles, Moons, Sharks, Suns—none of those other names suggested to the American Football League expansion franchise in 1965 could raise a fin to the runaway winner.

"Dolphins" was submitted by 622 entrants in a contest which attracted 19,843 entries and more than a thousand different names. The dozen finalists were delivered to a seven-member screening committee of local media.

The bottlenose dolphin, an intelligent creature with an irresistible built-in grin, has inspired wonderment for centuries. Plutarch observed 1,900 years ago that the dolphin "is the only creature who loves man for his own sake." Every trainer will have a tale of the dolphin's cleverness and ingenuity, and scientists are fascinated by a dolphin's natural equipment which far surpasses the range of Navy sonar equipment.

"The dolphin is one of the fastest and smartest creatures in the sea," Joseph Robbie said in announcing the team name Oct. 8, 1965. "Dolphins can attack and kill a shark or a whale. Sailors say bad luck will come to anyone who harms one of them."

Mrs. Robert Swanson of West Miami won two lifetime passes to Dolphin games with her nickname entry. The tiebreaker was picking the winner and score of the 1965 game between the University of Miami and Notre Dame—it ended a scoreless tie.



RICK WEAVER

DOLPHINS RADIO NETWORK

Rick Weaver, an outstanding play-by-play broadcaster recognized throughout the NFL, will be calling the Dolphins' action for his 12th season in 1982. He is sports director of WIOD (610 AM), which has originated Dolphin broadcasts since the team's inception in 1966. Veteran newsman Henry Barrow and sports analyst Hank Goldberg will provide color commentary.

Cities on the Dolphin network:

Belle Glade WSWN 93.5 FM
Boca Raton WIOD 610
Bradenton WTRL 1490
Clearwater WNSI 1380
Cocoa WEZY 1350
Dade City WDCF 1350
Daytona Beach WNDB 1150
Fort Lauderdale WIOD 610
Fort Myers WNOG 1270
Fort Pierce WFTP 1330
Gainesville WKGR 1390
Haines City WIPC 1280
Hollywood WIOD 610
Jacksonville WJAX 930
Key West WKIZ 1500
La Belle WVHG 92.1 FM
Melbourne WEZY 1350
Naples WNOG 1270
Orlando WKIS 740
Palm Beach WIOD 610
Port Charlotte WEEJ 100.1 FM
St. Petersburg WNSI 1380
Sarasota WTRL 1490
Sanford WTRR 1490
Stuart WFTP 1330
Tampa WNSI 1380
Titusville WEZY 1350
Vero Beach WTTB 1490
Winter Haven WIPC 1280



HENRY BARROW



HANK GOLDBERG

SPANISH BROADCAST BEGINS IN 1982

South Florida's populous Latin community will be able to hear Dolphin broadcasts in Spanish for the first time in 1982.

WQBA-FM, known in the trade as Super Q, will originate the Spanish broadcasts. Super Q is located at 108 on the FM dial.

George Cunill, football columnist for Diario Las Americas since 1972, will handle the play-by-play. Cunill has done Dolphin reporting on Super Q for four seasons, and he also publishes Vida de Club, a magazine aimed at Latin club activities.

Cunill will be joined by Rene Giraldo and Eduardo Lujan.



GEORGE CUNILL

(Continued from page 4)

described it in "Sports in America." Michener wrote:

"The majority of owners I have met are like Joe Robbie of Miami, real devotees, men and women to whom the building of a respectable team becomes a passion, and they add luster to the sporting scene . . . In the end, they are willing to make extraordinary sacrifices in order to build a winner, and their loyalty to their team often exceeds that of their players."

Robbie's faith in South Florida was rewarded with fanatical support in the 1970s resulting in an NFL-record 74,961 season tickets in 1973 and 22 consecutive sellouts. In the 12 years since Robbie brought Shula to the helm, the Dolphins have averaged 65,437 tickets sold for 94 dates at the Orange Bowl (excluding preseason games).

Robbie's civic involvement exceeds that of most executives. He works actively on the Board of Trustees for Jackson Memorial Hospital, and he served as president of Catholic Charities for three years.

He also serves on the National Board of Directors of the American Health Foundation and the U.S.O. Other past services by Robbie include the Greater Miami Chamber of Commerce, United Way, Boystown, Heart Association and Crippled Children's Society.

He was presented the prestigious Timmie Award from the Touchdown Club of Washington in 1974 for the "extraordinary achievement" by the Dolphins over a four-year period (54-11-1) through three Super Bowl appearances. He was named Pro Football Executive of the Year by the Long Island Athletic Club in 1972, and he was designated Football Man of the Year in 1971 by both the Football News and the Minutemen Club of the Twin Cities. Pop Warner Junior League Football named him Football Father of the Year in 1976 in recognition of his support of charities and educational institutions on a nationwide basis.

He may be the only person ever elected student body president of two colleges—Northern State Teachers College in Aberdeen, S.D., and the University of South Dakota in Vermillion. He founded the South Dakota Student Federation consisting of the student governments of all of South Dakota's colleges and universities and he served as its president both years he was student body president at Northern and USD.

A gifted extemporaneous speaker, he won the National Discussion Debate championship in Chicago in 1940 and earned his law degree from South Dakota in 1946. His education was interrupted by Navy duty during World War II, and he received the Bronze Star for his part in five South Pacific invasions.

Robbie was born July 7, 1916 in Sisseton, S.D. He and his wife Elizabeth, married Dec. 28, 1942, have raised 11 children. Robbie first practiced law in Mitchell, S.D. (1946-51) when he served as Democratic State Chairman, state legislator and 1950 gubernatorial candidate. His family had grown to six children when he moved to Minneapolis in 1951 to become Regional Counsel for the Office of Price Stabilization, and later he directed a four-state area with 500 employees.

He was a charter member of the Twin Cities Metropolitan Planning Commission, and in what ranks alongside his Super Bowl achievements, he drafted the law which created the Minnesota Municipal Commission for which he was chairman from 1959 to 1965.

He has expanded sports in South Florida through his wife Elizabeth, owner of the successful Fort Lauderdale Strikers of the North American Soccer League, and he has drawn his sons Michael, 34, and Tim, 26, into administrative positions with an eye to the future.



'82 Prospects

By **BOB KEARNEY**
Public Relations Director

As sports literature, it would have made fascinating fiction. The Miami Dolphins of 1981 were rejected by football forecasters, with apologies to the coach. So these underdogs sneaked into October with a 4-0 record, creating a stir among the neighborhood toughs.

Then the underdogs withered under pressure, experiencing a tie and two bitter defeats because of last-minute breakdowns. At 7-4-1 it seemed impossible to win four in a row. So the Dolphins won one in a row—four times.

Now boosted into the playoffs at 11-4-1, they were suddenly dazed by a 24-point blitz in the first quarter. Insurmountable. But these underdogs had struggled and scrapped for 16 weeks, so what was another couple of hours? It was an epic.

In a hole 24 points deep, the Dolphins began clawing their way to the surface. 24-3, 24-10. A perfectly executed flea-flicker on the last play of the first half. 24-17. The underdog was in a dog fight, and it was prolonged into overtime as three potential winning field goals were missed before a fourth try ended the drama.

It was "The miracle that died" as The Miami Herald perceived it, and the saga of the 1981 Dolphins cried for a better ending. That will be the approach of Coach Don Shula and his club in 1982—rewrite that final chapter.

The Dolphins bagged their sixth AFC East title in 12 years under Shula, but the bitter disappointment in the playoffs has challenged Shula's young, well-balanced team. That team accomplished nothing by fluke a year ago.

The Dolphins netted more than 3,000 yards passing for the first time since the schedule was increased to 16 games in 1978. At the same time, the rushing attack ranked fourth in the AFC. An attribute of Shula-coached teams—avoiding careless mistakes—was apparent in that the Dolphins were the least-penalized team in the NFL for the sixth consecutive year and lost the fewest fumbles (10) in the league.

Quarterbacks David Woodley and Don Strock were a unique entry. "Woodstrock" was the hybrid of a young, mobile Woodley and a seasoned passer Strock. Shula will capitalize on these complementary talents again in 1981.

"Both of them contributed heavily to our success in very different ways," Shula said. "If they were similar in ability, you could put it up for grabs and let the best man play. But their talents are so different that we might be better off just trying to utilize the talents of two people, similar to what we do at a lot of other positions."

Shula added, "Woodley obviously has to work on drop-back passing and reading coverage. Strock obviously has to work on evading the pass rush."

Woodley set the Dolphin passing records for attempts (366) and completions (191) in his second season, and his yardage total of 2,470 was only three yards shy of the mark set by Bob Griese in 1968. Woodley passed for a record 408 yards at Dallas only three weeks after he suffered two cracked ribs.

In the pressure of the AFC East championship game, Woodley took charge by scrambling 62 yards on nine carries and firing a touchdown pass in a 16-6 victory over Buffalo. The defending champion Bills never reached the end zone.

Strock contributed five outstanding relief efforts capped by the 403-yard, four-touchdown passing spectacle against San Diego in the AFC playoff. He overcame a 24-0 deficit and outscored the Chargers, 38-7, before the Dolphins bowed in overtime, 41-38.



The Dolphins' most versatile offensive weapon, halfback Tony Nathan, led the NFL with 5.3 yards per carry and became the first player in club history to catch 50 passes in consecutive seasons.

Nathan rang up 1,234 yards—rushing for 782 yards and catching 50 passes for 452 yards. The third-year pro from Alabama, snagged another nine passes for 114 yards in the playoff game.

"Nathan does it all," Shula said. "The only problem is we ask him to do so much and it puts great pressure on him."

Sharing that load in 1981 was Nebraska fullback Andra Franklin, who set a Dolphin rookie rushing mark with 711 yards and eight touchdowns.

Two other runners, rookie Tom Vigorito and trade acquisition Eddie Hill, made big-play contributions when Nathan was nipped by rib and knee injuries. Vigorito also put excitement in punt returns with a record 87-yard touchdown sprint against Pittsburgh and single-season marks for most returns (36) and most yards (379). Both Vigorito and Hill were pass targets coming out of the backfield.

Miami's draft produced three running backs with good credentials—Rich Diana of Yale, Larry Cowan of Jackson State and Mack Boatner of Southeastern Louisiana.

A bonus could come from fullback Woody Bennett, who started six of seven games bridging the 1980 and 1981 seasons. Bennett must recuperate from knee surgery if he is to reclaim the job from Franklin.

Split end Duriel Harris almost entered the first 1,000-yard receiving season into the Dolphin books when a sprained knee curtailed him the last three games of 1981. But Harris was dazzling with 53 receptions for 911 yards, and the acrobatic gamebreaker had five catches over 40 yards.

The Dolphins' all-time leading receiver, ninth-year pro Nat Moore, eclipsed 5,000 yards in 1981 with a virtuoso performance against the New York Jets—seven passes for 210 yards. But a left knee and ankle injury the following week ultimately forced him to undergo offseason surgery for a cyst removal.

Jimmy Cefalo, who caught two touchdown passes in the season opener at St. Louis, had his finest of four Dolphin seasons. Among his 29 catches for 631 yards (21.8-yard average) was a 54-yard hookup that preserved a victory over Washington and a 69-yard touchdown at Dallas.

Tight ends Joe Rose (23 for 316 yards) and Bruce Hardy (15 for 174 yards) combined for almost 500 yards in receptions while starter Ronnie Lee did the bulk of the blocking.

Second-round pick Mark Duper, a world-class sprinter with genuine pass-catching skills, could inject an immediate bomb threat at wide receiver.

Miami's offensive line had representation at the Pro Bowl for the ninth time in 11 years when right guard Ed Newman was honored by his peers. Newman's powerful blocking characterizes a front line which has gained maturity and cohesiveness in the past three seasons.

What the Dolphins asserted in 1981 was uncommon excellence in their reserves. Left guard Jeff Toews replaced veteran Bob Kuechenberg (sprained arch) for seven starts and center Dwight Stephenson took the slack for Mark Dennard (torn calf muscle) for five starts.

First-round draftee Roy Foster, a 275-pound giant from Southern California, adds depth while he begins absorbing both guard and tackle assignments.

Miami fought its way to an AFC East championship in 1981 largely on the strength of an aggressive, swarming defense. Assistant head coach Bill Arnsparger, the architect of that defense, coordinated what amounted to two draftees per year from 1976 through 1980.

The draft-built defense lists Larry Gordon and Kim Bokamper from 1976, A.J. Duhe and Bob Baumhower from 1977, Gerald Small and Doug Betters from 1978, Don Bessillieu, Glenn Blackwood and Mike Kozlowski from 1979 and Don McNeal and Bill Barnett from 1980.

The Dolphins surrendered the fewest points (275) in the AFC a year ago, and in winning the last four games, they allowed only four touchdowns. Ironically, Miami permitted more yards than it gained and still fashioned an 11-4-1 record.

Although San Diego quarterback Dan Fouts shredded the Dolphins for 433 yards passing in the AFC playoff, Miami's defense had held five straight opponents to less than 200 net yards passing at the close of 1981.

Nose tackle Bob Baumhower, who has started 81 consecutive games in five superb seasons, anchors a stout defensive line. Baumhower had a career-high nine quarterback sacks and was named to the Pro Bowl for the second time. Left end Doug Betters, a towering pass-rusher, and right end Kim Bokamper can create pressure on the passer. Bill Barnett started twice in 1981 before a leg injury detoured him, and he should be an asset.

Four linebackers were the four leading tacklers for the first time in Dolphin history with Earnie Rhone (171), A.J. Duhe (110), Bob Brudzinski (102) and Larry Gordon (99). Inside linebackers Rhone and Duhe combined for 13½ sacks, and Brudzinski strengthened the run defense. Gordon should become the first Dolphin linebacker to start 100 games.

For linebacker depth, former free agents Steve Shull and Steve Potter have been reliable hitters on special teams. Draftees



Charles Bowser of Duke and Ron Hester of Florida State are serious challengers with their exceptional speed.

Shula wants his defensive backfield to become opportunists in 1982 and increase the Dolphins' takeaway total. Miami managed only 18 interceptions last season, and both cornerbacks Don McNeal and Gerald Small drew blanks.

Small, who has 54 consecutive starts at right cornerback, excels on coverage and set a Dolphin record with 23 passes defensed in 1981. He must rehabilitate a left shoulder which was separated while playing basketball in May.

McNeal, regarded by Shula as a future certainty as All-Pro, was hobbled by injuries in 1981. A torn calf muscle put him on the sideline for two games in October, and he missed the AFC East title game against Buffalo with a fractured forearm.

At safety, the Dolphins presented the Blackwood Brothers in 1981. Glenn Blackwood led the secondary in interceptions and tackles, and older brother Lyle steadied the pass defense when he started the final 10 games.

Mike Kozlowski, whose two interceptions sealed the victory over Buffalo for the division crown, will challenge both Blackwoods for a starting job in his third season. Second-year pro Fulton Walker and 1982 draftee Paul Lankford of Penn State lend strength at cornerback, and veteran Ed Taylor could give a significant boost to the secondary if he recovers from knee surgery.

Placekicker Uwe von Schamann, who had four game-winning kicks in 1981, was the AFC's most accurate kicker with a 24-of-31 mark. Von Schamann, however, was facing a long recovery from a serious case of colitis which caused him to be hospitalized July 21. The disease, which is an inflammation of the mucous membrane of the colon, caused him to lose 25 pounds.

Punter Tom Orosz averaged 40.8 yards as a rookie after ousting veteran George Roberts in training camp.

MIAMI DOLPHINS TRAINING CAMP DEPTH CHART

OFFENSE

WR 82 Duriel Harris 17 Paul Darby (FA) 19 Cedric Thomas (FA) 6 Mike Rodriguez (D12) 91 Vince Heflin (FA)	LT 79 Jon Giesler 74 Cleveland Green 76 Bob Gruber (FA) 94 Phil McKinley (FA)	LG 67 Bob Kuechenberg 60 Jeff Toews 95 George Smitherman (FA) 62 Carl Allen (FA)	C 63 Mark Demard 57 Dwight Stephenson 65 Wayne Jones (D10b)	RG 64 Ed Newman 66 Eric Cunningham (FA)	RT 68 Eric Laakso 61 Foster 69 Gary Crum (D11)	TE 86 Ronnie Lee 84 Bruce Hardy 80 Joe Rose 87 Dan Johnson (D7a)	WR 89 Nat Moore 81 Jimmy Cefalo 88 Elmer Bailey 85 Mark Duper (D2) 18 Frank Lockett (FA)
RB 22 Tony Nathan 31 Eddie Hill 32 Tom Vigorio 33 Rich Diana (D5b) 43 Larry Cowan (D7b) 26 James Doss (FA)	CB 16 David Woodley 10 Don Strock 11 Jim Jensen	NT 73 Bob Baumhower 71 Bob Nelson (D5a) 99 Ed Weaver (FA)	RE 58 Kim Bokamper 70 Bill Barnett 83 Lee Ingram (FA) 96 Wendell Rozier (FA)	FB 37 Andra Franklin 34 Woody Bennett 36 Steve Howell 35 Mack Boather (D9b) 24 Kevin Rollins (FA)	RE 58 Kim Bokamper 70 Bill Barnett 83 Lee Ingram (FA) 96 Wendell Rozier (FA)	RCB 48 Gerald Small 41 Fulton Walker 49 William Judson (D8, 1981) 20 Thomas Tusion (D6a)	
LLB 59 Bob Brudzinski 53 Ron Hester (D6b)	LILB 77 A.J. Duhe 54 Steve Potter	LILB 77 A.J. Duhe 54 Steve Potter	RILB 55 Earne Rhone 52 Steve Shull 97 Robin Fisher (D10a)	FS 42 Lyle Blackwood 46 Don Bessilieu 21 Tate Handie (D8) 27 Keith Crenshaw (FA)	RILB 55 Earne Rhone 52 Steve Shull 97 Robin Fisher (D10a)	FS 42 Lyle Blackwood 46 Don Bessilieu 21 Tate Handie (D8) 27 Keith Crenshaw (FA)	
LCB 28 Don McNeal 45 Ed Taylor 44 Paul Lankford (D3)	SS 47 Glenn Blackwood 40 Mike Kozlowski 23 Shafer Suggs (FA)	SS 47 Glenn Blackwood 40 Mike Kozlowski 23 Shafer Suggs (FA)					



Player Profiles



ELMER BAILEY

Wide Receiver

88

6-0, 195

3rd Year

Born Dec. 13, 1957

Minnesota

(D4, 1980)

He has excelled on special teams for two seasons and will challenge for a more active role in offense in 1982 . . . his aggressive coverage of kickoffs and punts was a factor in Dolphins' consistent play . . . he suffered a broken finger on his right hand Oct. 4 and didn't catch any passes in 1981, but he snagged four-yard touchdown pass from Don Strock in 24-14 preseason victory over Denver . . . as a rookie, he caught two passes for 64 yards against San Diego and two passes for 41 yards against New England for a 26.3-yard average (4 for 105) . . . his biggest catch was 23-yarder on third-and-6 which launched winning drive in overtime against New England . . . his great quickness and leaping ability is complemented by 4.6-second speed in 40-yard dash . . . he led Dolphin receivers in 1980 preseason with eight catches for 198 yards, a 24.8-yard average, including 11-yard TD in 20-0 win over New Orleans . . . he also grabbed a 46-yarder against Minnesota . . . in two preseasons combined, he has 11 receptions for 254 yards (23.1-yard average) . . . he was waived Oct. 3, 1980 to make room for fullback Terry Robiskie, then returned Oct. 7 when fullback Don Testerman was released . . . fourth-round draftee, 100th player in 1980.

COLLEGE, PERSONAL: An All-Big Ten selection in 1979, he caught 37 passes for 552 yards and seven touchdowns as quarterback Mark Carlson won conference passing title . . . he averaged 16 yards per catch in Minnesota career with 79 receptions for 1,266 yards and 12 TDs . . . he also returned 22 punts for 196 yards in last two seasons . . . he was wingback as sophomore before moving to flanker . . . he played for winless MacAlester College in St. Paul in 1975 before transferring to Minnesota . . . full name Elmer Francis Bailey, born Dec. 13, 1957 in Evanston, Ill., he was three-sport captain at Mechanic Arts High in St. Paul and excelled in basketball . . . B.S. in speech communications.

Games/Starts—1980 (14-0); 1981 (16-0). Playoffs (1-0). TOTAL: 31-0.



BILL BARNETT

Defensive End

70

6-4½, 260

3rd Year

Born May 10, 1956

Nebraska

(D3, 1980)

A powerful and quick lineman, he should have an impact on Dolphin defense in 1982 . . . he wrested starting position at right end for two games in 1981 and Dolphins permitted only 17 points in unbeaten start . . . Barnett suffered contusion to lower right leg, and hemorrhaging forced an operation . . . he wore 35 stitches and waited five weeks on injured reserve before being reactivated in November . . . 11th-year pro Vern Den Herder and converted linebacker Kim Bokamper alternated in run-pass situations the rest of the season . . . Barnett has been compared to Den Herder by Coach Shula as being "steady, strong and dependable" . . . he has improved bench press more than 25 percent to 380 pounds . . . he performed on special teams in 1980, and rookie earned game ball against Cincinnati when he flew over a blocker and swatted away an attempted punt by Pat McInally . . . that effort set up winning field goal, and it was the

only blocked punt by a Dolphin in last three seasons (1979-81) . . . he has participated in nine tackles (7 initial hits) in each of his pro seasons . . . third-round draftee, 75th player in 1980.

COLLEGE, PERSONAL: He was a late bloomer at Nebraska and started as senior for Big Eight's best rushing defense . . . he had seven tackles for losses and recovered two fumbles in 1979 . . . three teammates on defensive line were All-Big Eight while he won second team honors . . . honorable mention All-America by Sporting News and Academic All-Big Eight with B.A. in advertising . . . Cornhuskers (10-2) were ranked 7th by UPI and had 10 seniors drafted . . . full name William Perry Barnett, born May 10, 1956 in St. Paul, Minn., and starred at Stillwater High, even lettering twice in hockey . . . he and his wife Linda (married 7-6-78) live in Lincoln, Neb., and they have two daughters, Amy, 13, and Angie, 8, by wife's previous marriage.



BOB BAUMHOWER

Defensive Tackle

73

6-5, 260

6th Year

Born Aug. 4, 1955

Alabama

(D2, 1977)

As the only Dolphin defensive tackle ever named to Pro Bowl, he has built a reputation for toughness and durability in anchoring the run defense for five seasons . . . Alabama strongman earned Pro Bowl honors in 1979 and 1981 when Dolphins won AFC East titles, and his streak of 81 consecutive starts is sixth-longest in team history . . . only Jim Langer (117) and Norm Evans (102), both offensive linemen, have topped 100 consecutive starts . . . Sporting News named him All-NFL in 1981, first Dolphin defender given All-NFL honor since 1974 . . . Baumhower and weak safety Jake Scott (1970-75) are only Dolphins who both started every game they played and never missed a game with an injury . . . he established Dolphin record for quarterback sacks by a defensive tackle in 1981 with nine sacks, one more than Manny Fernandez collected in 1971 . . . Baumhower smothered Houston QB Ken Stabler four times in 16-10 triumph and claimed a game ball . . . he consistently broke the Dolphin record for tackles by a lineman with totals of 131, 144 and 146 in first three seasons and a team-leading 135 tackles in 1980 . . . Pro Football Weekly named him All-AFC in 1979 and 1981 and UPI accorded honor in 1981, and Associated Press placed him on All-NFL second team in 1979 and 1981 . . . he blocked field-goal attempts twice in 1980 leading to victories over Atlanta and New England . . . he picked up Cincinnati fumble and pounded 13 yards for a touchdown Oct. 9, 1978 for first score by a Dolphin lineman since 1969 . . . Coach Don Shula cites "great leg strength unusual for most rangy players" in Baumhower's ability to hold his ground despite double-team blocking . . . he graduated to 400 Club in bench press at 1982 minicamp with 405 pounds . . . NFL All-Rookie honors in 1977, he shared Football Digest's NFL Defensive Rookie of the Year award with teammate A. J. Duhe . . . finest game as rookie saw him collect 19 tackles, two QB sacks and fumble recovery at Cincinnati . . . he underwent surgery in June 1978 for damaged cartilage in left knee, missed almost all training camp, and finally had cyst removed from knee in January 1979 . . . he had surgery on ulna nerves in both elbows in January 1981 . . . second-round draftee, 40th player in 1977.

COLLEGE, PERSONAL: He was All-Southeastern Conference tackle twice at Alabama and he accumulated 246 stops as a three-year regular including 28 tackles for losses totalling 135 yards . . . he and New York Jets quarterback Richard Todd were 1975 teammates on Alabama team which topped Penn State 13-6, in Sugar Bowl, and Baumhower impressed Dolphin coaches on South staff at Senior Bowl . . . full name Robert Glenn Baumhower, born Aug. 4, 1955 in Portsmouth, Va., he played at

Palm Beach Gardens High before transferring to Tuscaloosa, Ala., as senior . . . broadcasting major . . . he wears largest shoe among Dolphins, size 15 . . . bachelor lives in Fort Lauderdale and enjoys boating, and he operates Nautical Dolphin Charters with 65-foot Grebe motor yacht . . . he also is partner with Richard Todd in Michael's Restaurant in Fort Lauderdale . . . he has Amazon parrot, a yellow nape called Ralph who speaks Spanish.

BAUMHOWER'S STATISTICS

	G-S	Tack.	Asst.	Total	Opp. Fum.	QB Sack
1977	14-14	75	56	131	3	4
1978	16-16	96	48	144	2	1½
1979	16-16	90	56	146	1	6½
1980	16-16	88	47	135	4	4
1981	16-16	64	26	90	3	9
TOTALS	78-78	413	233	546	13	25
Playoffs	3-3	16	6	22	1	0

Additional—Forced Fumbles: one in 1978, one in 1980 and one in 1981 for total of 3. Interception, no return, 10-15-78 at San Diego.
Blocked FG—10-16-77 vs. NY Jets, 9-21-80 at Atlanta and 12-8-80 vs. New England for total of 3.
Touchdown—Fumble Return, 13 yards, 10-9-78 vs. Cincinnati.
Playoffs—Recovered Opponent Fumble, 1-2-82 vs. San Diego.



WOODY BENNETT

Fullback

34

6-2, 227
 4th Year
 Born March 24, 1955

Miami (Fla.)
 (FA, 1980)

A fast-stepping explosive fullback, he started six of seven games bridging the 1980 and 1981 seasons before being felled by left knee injury . . . his comeback from surgery to repair anterior cruciate ligament is biggest challenge of a stranger-than-fiction journey to the NFL . . . Bennett marched into Dolphins' starting backfield only 12 days after being claimed on waivers Nov. 18, 1980 from New York Jets . . . a slashing runner with 4.55-second speed in 40-yard dash, he collected 187 yards on 43 carries (4.3-yard average) in three starts but missed season finale with sprained left foot . . . he replaced injured Terry Robiskie in 1980, and in second start, he powered 77 yards on 10 carries in upset of New England with bursts of 19, 15 and 13 yards . . . he treated family and friends from York, Pa., by earning game ball at Baltimore—86 yards on 20 carries and a 19-yard touchdown catch in 24-14 triumph . . . he gained 104 yards on 28 carries in first three starts of 1981 before injury at Houston . . . only running back in Dolphin history to surpass 400 pounds in bench press . . . he played primarily on special teams with Jets, but his first NFL carry was a one-yard TD plunge against Dolphins Dec. 15, 1979 . . . he wore No. 46 for Jets . . . he was released during Montreal Alouettes' 1979 camp before seeking tryout with Jets as free agent . . . he led Jets in rushing with 188 yards on 35 carries in 1980 preseason.

COLLEGE, PERSONAL: He played sparingly as University of Miami junior in 1977, gaining 86 yards on 26 carries, and had scholarship withdrawn in 1978 for academic problems although he appealed unsuccessfully . . . he spent six months working a night shift on Los Angeles docks for Consolidated Freightways before going to New Orleans to train under renowned bodybuilder Boyer Coe at Body Masters in winter of 1979 . . . he gained 20 pounds, improved his bench press by 110 pounds to 350 and added five inches to thighs . . . he then received invitation to Montreal . . . full name Woodrow Bennett, Jr. (no middle name), born March 24, 1955 in York, Pa., where he starred at defensive end for William Penn High and earned all-state

honors . . . he was chairman of Lung Association fund-raising in York in 1981.

BENNETT'S STATISTICS

	G-S	RUSHING					RECEIVING			
		Att.	Yds.	Avg.	LG	TD	No.	Yds.	LG	TD
1979	15-0	2	4	2.0	3	1	1	9	9	0
1980	*12-3	46	200	4.3	19	0	3	26	19t	1
1981	3-3	28	104	3.7	12	0	4	22	10	0
TOTALS	30-6	76	308	4.1	19	1	8	57	19t	1

*includes 8 games with NY Jets: 3 carries for 13 yards
Additional—Fumbles/Lost: 1/1 in 1979, 1/1 in 1980 and 1/0 in 1981 for totals 3/2. Recovered Opponent Fumble in 1980. Recovered Dolphin Fumble in 1981. Kickoff Return: 1 for 7 in 1979; 6-88, avg. 14.7, long 26, in 1980 with NY Jets for totals 7-95, avg. 13.6, long 26.



DON BESSILLIEU

Safety

46

6-1, 200
 4th Year
 Born May 4, 1956

Georgia Tech
 (D5, 1979)

A fierce tackler with the speed to cover wide range, he has renewed challenge for full-time duty in Dolphin secondary . . . he started first six games of 1981 and played extensively in six-back pass defense the rest of the way . . . he tops Dolphin defensive backs with 365 pounds in bench press, and he covers 40-yard dash in 4.6 seconds . . . his 19 starts at weak safety are more than any of the other eight successors of Jake Scott (1970-75) . . . his finest season was 1980 with four interceptions in 13 starts . . . he also accumulated 93 tackles (63 initial hits), broke up 16 passes and had two quarterback sacks on blitzes . . . his end-zone interception closed a 27-10 triumph over Baltimore in final volley of Dolphins nine-year rivalry with Bert Jones . . . Bessillieu averaged 22.3 yards on kickoff returns in 1980, and his 87-yard escape triggered a winning fourth-quarter rally at Atlanta . . . big-play defender aided 17-14 victory of Buffalo in 1980 by dashing 44 yards with Joe Cribbs fumble for first Dolphin touchdown . . . he also serves as backup placekicker to Uwe von Schamann . . . he earned WIOD Special Teams Award in second year although he impressed as rookie with reckless abandon on kickoff coverage . . . rookie jitters before 1979 preseason opening caused him to leave kicking shoe at training camp when he was scheduled for kickoffs . . . fifth-round draftee, 134th player in 1979 . . . he was first Georgia Tech player drafted by Dolphins since linebacker Randall Edmunds in 1968.

COLLEGE, PERSONAL: He earned All-America honors from Sporting News as four-year starter at Georgia Tech . . . his interception and fumble recovery led to two touchdowns and MVP honor in East-West Shrine game, and he was voted best defensive back in Senior Bowl . . . he piled up 192 tackles and had five interceptions . . . he also returned 39 punts for 296 yards, and as freshman, he converted 22 of 26 PATs and 5 of 8 field-goal attempts . . . full name Donald Andrew Bessillieu, born May 4, 1956 in Fort Benning, Ga., he was split end defensive back at Kendrick High in Columbus, Ga. . . he saved the life of an unconscious woman July 9, 1980 when her car went crashing off an expressway, through two fences and finally sinking in a deep lake near 13th green at Miami Lakes Country Club . . . Bessillieu dove into water and pulled the woman through a half-opened window only seconds before car disappeared in lake . . . he then three-putted from five feet for a double bogey . . . he and wife Sandra (married 2-9-80) live in Decatur, Ga.

BESSILLIEU'S STATISTICS

	G-S	Tack.	Asst.	Total	Opp. Fum.	Int.	Yds.	LG
1979	16-0	23	12	35	0	0	0	—
1980	16-13	63	30	93	1	4	13	12
1981	16-6	49	25	74	1	1	0	0
TOTALS	48-19	135	67	202	2	5	13	12
Playoffs	2-0	1	0	1	1	0	0	—

Additional—Fumbles/Lost: 4/1 in 1980, 1/0 in 1981 for totals 5/1. Punt Returns: 1 for no yards, eight fair catches in 1980; 1 for 12 yards, one fair catch in 1981. Kickoff Returns: 20 yards on reverse (Tony Nathan), 10-14-79 vs. Buffalo; 40 for 890 yards, avg. 22.3, long 87 in 1980; 7 for 114, avg. 16.3, long 30 in 1981 for totals 47-1,024, avg. 21.8, long 87.

Passes Defensed: 16 in 1980, 5 in 1981 for total of 21. Forced Fumbles: one in 1979, 2 in 1980 for total of 3. Recovered Dolphin Fumble in 1980 and 1981. QB Sacks: 2 for minus-23 yards in 1980.

Touchdown—Fumble Return, 44 yards, 10-19-80 vs. Buffalo.
Playoffs—Recovered Opponent Fumble, 12-30-79 at Pittsburgh.



DOUG BETTERS

Defensive End

75

6-7, 260

5th Year

Born June 11, 1956

Nevada/Reno

(D6, 1978)

The Dolphins' most intimidating pass-rusher, he mixes tenacity and quick pursuit to pressure the quarterback . . . he switched from right end to left end in 1981 and gave the Dolphin defense the consistency in run containment which Vern Den Herder had provided for previous nine seasons . . . Betters stands a quarter-inch beyond 6-foot-7—a helmeted seven-footer and the tallest defensive lineman in Dolphin history . . . he had five quarterback sacks in 1981 and participated in 63 tackles . . . his harassment of Kansas City quarterback Steve Fuller was instrumental in 17-7 victory over Chiefs that clinched playoff berth . . . he had forced fumble by Sam Cunningham which Dolphin teammate Mike Kozlowski returned 25 yards for tie-breaking touchdown in 24-14 triumph over New England a week earlier . . . Betters had played 65 consecutive games and started 45 of 46 when a staph infection caused by a boil on his lower back knocked him out of AFC East title game against Buffalo . . . he was hospitalized four days and received his first game ball while listening to the game on the radio . . . he has collected 21 quarterback sacks in four seasons, topped by eight sacks in 1979, and he piled up a career-high 83 tackles in 1980 . . . a jarring tackler, he forced three fumbles in 1981 and raised his team-leading total to 11 since 1978 . . . he seized the starting job at right end for the last 14 games of 1979 and precipitated the switch of A.J. Duhe to linebacker in 1980 . . . he didn't start 1979 playoff at Pittsburgh because of sprained arch . . . as a rookie, he started six games in Duhe's injury absence and had four QB sacks . . . sixth-round draftee, 163rd player in 1978.

Guard Ed Newman on rookie Andra Franklin's first 100-yard game in 1981:

"This is going to be one of many for him. It's going to be a habit for him. I mean, we ran one today, and I got neutralized by Herb Orvis (Baltimore defender) on a straight-ahead play, and Andra hit it like a locomotive and kept my feet driving, and we got nine yards on it. That's the kind of thing that happens all the time. The guy's got a heart like a thoroughbred."

COLLEGE, PERSONAL: He was credited with 10 quarterback sacks for Nevada/Reno in 1977, led the Wolf Pack (8-3) with 82 tackles, also recovered four fumbles and caused four others . . . he played three years as defensive tackle to Montana, then followed defensive coordinator John Smith to Reno for senior year . . . full name Douglas Lloyd Betters, born June 11, 1956 in Lincoln, Neb., he was raised in Chicago area and starred in football and basketball at Arlington Heights . . . free-spirited bachelor once lived in his '65 van rather than college apartment at Montana . . . he earned pilot's license in 1981 and he enjoys backpacking and skiing . . . he lives in Pembroke Pines.

BETTERS' STATISTICS

	G-S	Tack.	Asst.	Total	Opp. Fum.	QB Sack
1978	16-6	30	20	50	—	4
1979	16-14	42	32	74	—	8
1980	16-16	52	31	83	1	4
1981	15-15	45	18	63	0	5
TOTALS	63-51	169	101	270	1	21
Playoffs	3-1	3	1	4	1	0

Additional—Blocked PAT, 9-30-79 at NY Jets. Forced Fumbles: 2 in 1978, 3 in 1979, 3 in 1980 and 3 in 1981 for total of 11. Passes Defensed: one in 1979, 3 in 1980 and 2 in 1981 for total of 6.

Playoffs—Recovered Opponent Fumble, 1-2-82 vs. San Diego



GLENN BLACKWOOD

Safety

47

6-0, 186

4th Year

Born Feb. 23, 1957

Texas

(D8b, 1979)

He has become the blasting cap in the Dolphin secondary with his feisty tackling, and he has provided intelligent leadership for the past two seasons . . . Glenn offered a strong job recommendation for older brother Lyle in 1981, leading to an 11-game act featuring the Blackwood Brothers at the Dolphin safeties . . . Blackwoods were a tandem for 7th through 16th games and playoff . . . Glenn was voted outstanding defensive back by South Florida media after leading team with four interceptions at strong safety . . . he has paced Dolphins with 12 takeaways—seven interceptions, five fumble recoveries—over past two seasons . . . he intercepted Terry Bradshaw twice in 30-10 rout of Pittsburgh in 1981, and he also had two diving interceptions in his first NFL start at Buffalo in 1980 . . . he suffered slight separation of right shoulder in third game of 1980 and again in seventh game of 1981 but never missed a starting assignment . . . he also overcame a broken right thumb in 1979 preseason . . . rugged Texan made a successful comeback from 1979 knee surgery and completed a Dolphin-record seven laps and 160 yards (two miles) in 12-minute run in 1980 training camp . . . he and A. J. Duhe were only veterans to exceed seven laps in 1982 minicamp . . . he performed as "nickel" back in Dolphin secondary which surrendered only 5 touchdown passes in first 11 games of 1979 . . . rookie year ended with torn ligaments in left knee during 11th game—a bizarre result of his first football confrontation with brother Lyle, then a Baltimore Colts safety . . . Lyle was blocking for punt returner, and Glenn dodged him and landed awkwardly, tearing anterior cruciate ligament . . . parents of Blackwood brothers had driven from New Orleans to Miami to see Dolphins blank Colts, 19-0 . . . parents also attended two games in 1981 (Dallas and Oakland) in which sons were teammates . . . eighth-round draftee, 215th player in 1979.

COLLEGE, PERSONAL: A versatile three-year starter at Texas, he played both cornerback and safety . . . he returned

interception 30 yards for touchdown against Rice in 1977, and he collected 104 tackles over his last two seasons . . . 1977 Longhorns were 11-0 before losing to Notre Dame in Cotton Bowl . . . he suffered broken left wrist in 1978 but had interception in Sun Bowl victory to conclude 9-3 season . . . Longhorns had outstanding secondary that included Johnnie Johnson (Rams), Derrick Hatchett (Colts) and Ricky Churchman (49ers) . . . full name Glenn Allen Blackwood, born Feb. 23, 1957 in San Antonio Tex., he starred at Churchill High . . . he and wife Beth (married 4-3-82) live in Pembroke Pines, Fl. . . . he organizes chapel services on Dolphin road trips and speaks frequently to church groups in South Florida.

GLENN BLACKWOOD'S STATISTICS

	G-S	Tack.	Asst.	Total	Opp. Fum.	Int.	Yds.	LG
1979	11-0	17	8	25	0	0	0	—
1980	16-15	66	52	118	4	3	0	—
1981	16-16	71	25	96	1	4	124	39
TOTALS	43-31	154	85	239	4	7	124	39

Additional—Punt Returns: 1 for no yards, three fair catches in 1980; 2 for 8 yards, long 6, two fair catches in 1981. Passes Defensed: 2 in 1979, 18 in 1980 and 9 in 1981 for total of 29.



LYLE BLACKWOOD

Safety

42

6-1, 188

Texas Christian

10th Year

(FA, 1981)

Born ~~Sept. 25, 1954~~

May 24, 1951

His roller-coaster career brought him to Miami in 1981, and the savvy, big-play defender stabilized the Dolphins' defensive secondary in a drive to the AFC East title . . . Blackwood joined younger brother Glenn as AFC's only brothers act (Lee Roy and Dewey Selmon were sibling defenders for Tampa Bay Buccaneers) . . . Lyle delivered a diving interception of Philadelphia's Ron Jaworski which set up winning field goal in 13-10 triumph over Eagles . . . he also intercepted San Diego's Dan Fouts and lateraled to Gerald Small on 30-yard return that helped Dolphins pull ahead of Chargers, 38-31, in playoff which ended in overtime defeat . . . he was signed as free agent Sept. 30 after cornerback Don McNeal tore hamstring, and Blackwood replaced Don Bessillieu at weak safety for final 10 starts of regular season . . . he participated in 57 tackles (37 initial hits) and also had interceptions in victories over Baltimore and Kansas City . . . Blackwood has played 117 games in nine-year career with four teams . . . his NFL journey has taken him from Cincinnati (1973-75) to expansionist Seattle (1976) to Baltimore (1977-80) and finally Miami (1981) . . . he started 43 consecutive games for Colts, and he led the league with 10 interceptions in 1977 on AFC East championship club and earned All-NFL second team from Associated Press . . . Colts suffered double-overtime, 37-31 loss to Oakland in 1977 playoff . . . he returned two interceptions for touchdowns of 78 and 21 yards in 1978 when he took part in a career-high 185 tackles . . . his 25 career interceptions have been returned 436 yards . . . ninth-round draftee, 217th player in 1973 by Denver (his brother Glenn was 215th player in 1979 draft) . . . Broncos waived Blackwood in 1973 preseason and Cincinnati claimed him . . . he was selected by Seattle in 1976 expansion draft, and he blocked a field goal in Seahawks' first victory . . . he was claimed on waivers Aug. 11, 1977 by Colts, and he became an immediate starter . . . he swiped three passes Nov. 20, 1977 against New York Jets . . . he wore No. 44 with Colts.

COLLEGE, PERSONAL: He earned All-Southwest Conference honors as junior and senior at Texas Christian with nine

interceptions including record 83-yarder against Washington in 1971 . . . he played in North-South Shrine game in Miami in 1972 . . . he transferred to TCU after intercepting 15 passes in two seasons at Blinn Junior College in Texas . . . full name Lyle V. Blackwood Jr., born May 24, 1951 in San Antonio, Tex., he played football and baseball at Churchill High . . . B.G.S. in government . . . he and wife Suzanne (married 10-6-75) live in Austin, Tex., with daughters Ashley (1-4-78) and Brooke (7-24-80) . . . he and NFL players Archie Griffin and Donnie Shell led 2,500 students in "Operation Sunshine" conference for Campus Crusade for Christ last April in Daytona Beach.

LYLE BLACKWOOD'S STATISTICS

(Baltimore 1977-80, Miami 1981)

	G-S	Tack.	Asst.	Total	Opp. Fum.	Int.	Yds.	LG
1977	14-14	56	16	72	2	10	163	37
1978	16-16	151	34	185	2	4	146	78t
1979	16-12	79	21	100	2	4	63	27
1980	11-1	18	7	25	0	1	0	0
1981	12-10	37	20	57	0	3	12	11
**TOTALS	69-53	341	98	439	4	22	384	78t
Playoffs	3-2					1	8	8

****Cincinnati** 1973-75, 34 games, two interceptions for 44 yards, long 40; and Seattle, 1976, 11 games. Tackling statistics not available for those four years.

	PUNT RETURNS					KICKOFF RETURNS			
	No.	FC	Yds.	Avg.	LG TD	No.	Yds.	Avg.	LG TD
1973	4	4	12	3.0	4 0			(NONE)	
1974	10	3	29	2.9	7 0	1	17	17.0	17 0
1975	23	0	123	5.3	31 0			(NONE)	
1976	19	2	132	6.9	26 0	9	215	23.8	45 0
1977	7	5	22	3.1	10 0	1	24	24.0	24 0
1978	1	2	2	2.0	2 0	1	18	18.0	18 0
1979	4	1	-1	-0.2	2 0	3	41	13.7	19 0
1980				(NONE)		2	41	20.5	25 0
TOTALS	68	17	319	3.2	31 0	17	356	20.9	45 0

Additional—Passes Defensed: 7 in 1981. Blocked FG 10-3-76 vs. Dallas and 10-17-76 at Tampa Bay. Pass Reception, 8 yards, 1976.

Touchdowns—Interception Return, 78 yards, 10-8-78 at St. Louis, and 21 yards, 11-26-78 vs. New England.

Playoffs—Interception Return, 8 yards, 1-2-82 vs. San Diego.



KIM BOKAMPER

Defensive End

58

6-6, 250

San Jose State

6th Year

(D1b, 1976)

Born Sept. 25, 1954

An explosive pass-rusher with unusually quick pursuit, he made a steady and successful transition from linebacker to defensive end in 1981 . . . he had earned Pro Bowl honors at linebacker in 1979, becoming the only Dolphin linebacker besides Nick Buoniconti (1972-73) to do it . . . his four-year total of 22½ quarterback sacks prompted a look at defensive end in fifth season, and Bokamper delivered 9½ sacks including two takedowns of San Diego's Dan Fouts in playoff game . . . his linebacker's swiftness and lineman's bulk made him a menacing weapon in Dolphin defense, but refinement of run-containment responsibilities required patience . . . he replaced right end Vern Den Herder in all passing situations, but in AFC East title game against Buffalo, Bokamper excelled in starting assignment . . . he spilled Joe Cribbs for five-yard loss and broke up a pass in two crucial third-down plays that forced Bills to settle for field goals in 16-6 Dolphin victory . . . he had blitzed from left outside linebacker in first two seasons and worked from three-point

stance in the line for most passing situations in 1979 and 1980 . . . durable Californian has missed only two games in five years, due to deep thigh bruise and twisted ankle in 1979 . . . he tore ligaments in right knee in 1980 finale but made strong recovery . . . South Florida media voted him outstanding linebacker in 1980 . . . he had career-high 124 tackles (79 initial hits) in 1978 when he collared quarterbacks 10 times including Houston's Dan Pastorini twice in playoff . . . he wore a cast protecting broken left thumb when he had two QB sacks and blocked a punt for a safety Oct. 29, 1978 against Baltimore, and he had end-zone interception earlier in shutout against Baltimore . . . in his first NFL start, he was one of four rookies in defensive lineup in 1977 shutout at Buffalo . . . first-round draftee, 19th player in 1976 following Dolphins' selection of linebacker Larry Gordon on 17th pick . . . Bokamper's rookie year was postponed by surgery on left knee for injury sustained while covering kickoff in third preseason game.

COLLEGE, PERSONAL: He was voted outstanding defensive player in East-West Shrine game, and he excelled at defensive end for San Jose State (9-2) when Spartans won the 1975 Pacific Coast Athletic Association title . . . he also played in Blue-Gray and Senior Bowl . . . full name Kim Bokamper (no middle name), born Sept. 25, 1954 in San Diego and raised in Milpitas, Ca., where he played tight end in high school . . . he attended Concordia College in Moorhead, Minn., as freshman, then transferred to San Jose City College and finally San Jose State . . . he and wife Colleen (married 4-26-80) live in Plantation, FL, and have worked frequently in fund-raising effort for Ronald House project in South Florida.

BOKAMPER'S STATISTICS

	G-S	Tack.	Asst.	Total	Opp. Fum.	QB Sack	Int.	Yds.
1976								
1977	14-14	52	40	92	2	2½	—	—
1978	16-16	79	45	124	0	8	1	2
1979	14-13	37	31	68	0	4½	1	3
1980	16-16	56	37	93	0	5½	1	6
1981	16-1	17	5	22	0	7½	0	0
TOTALS	76-60	241	158	399	2	28	3	11
Playoffs	3-3	15	6	21	0	4	0	0

Additional—Blocked punt for safety, 10-29-78 vs. Baltimore. Forced Fumbles: one in 1978 and two in 1979 for total of 3.

Blocked FG—12-11-77 at New England and 10-9-78 vs. Cincinnati.

Playoffs—2 QB sacks for minus-16 yards and Blocked FG, 12-24-78 vs. Houston; 2 QB Sacks for minus-18 yards and Forced Fumble, 1-2-82 vs. San Diego.



BOB BRUDZINSKI

Linebacker

59

6-4, 230

6th Year

Born Jan. 1, 1955

Ohio State

(Trade, 1981)

A smart, quick-hitting linebacker who galvanized the Dolphins' run defense in 1981 with his steady play on the left side . . . he participated in 102 tackles (63 initial hits) for a defense which led the AFC in fewest points allowed . . . his overtime interception of New England's Steve Grogan set up winning field goal for 30-27 victory that was 200th for Coach Don Shula . . . a student of opponent tendencies, he spends as much time with film projector as a quarterback . . . "I don't think I've ever been around anyone who worked at it any harder off the field than he has," assistant head coach Bill Arnsparger says of Brudzinski . . . he forced three fumbles in 1981 to share team lead with Doug Betters . . . Dolphins acquired him April 28, 1981 in trade with Los Angeles only minutes before start of draft . . . Rams received third-round pick in 1981, second-round pick in 1982 and changed places

with Dolphins in second round (from 28th to 15th) in 1981 draft . . . a former first-round draftee of Rams, he started 31 consecutive games at weak-side linebacker as Rams led NFL in total defense in 1978 and won National Conference title in 1979 . . . he piled up 127 tackles, broke up 14 passes and collected five quarterback sacks in 1979 . . . he helped Rams set NFL record by smothering Seattle for minus-7 yards total offense in shutout Nov. 4, 1979 . . . he has nine QB sacks in career for 76 yards in losses . . . he walked out of Rams' camp five days before 1980 opener but returned on eve of game and had eight starts (2nd through 9th games) before leaving Nov. 5 in contract dispute . . . Dolphins crushed Rams, 35-14 on Nov. 9 . . . he started seven games as 1977 rookie under Coach Chuck Knox but relinquished position when veteran Jack Reynolds returned after contract holdout . . . he won starting spot from Isiah Robertson in 1978 training camp until George Allen was replaced by Ray Malavasi, but by mid-October, Brudzinski clamped onto job for keeps . . . he intercepted Scott Bull for 31-yard touchdown in Nov. 19, 1978 victory at San Francisco . . . every Ohio State alumnus who has started for Dolphins was obtained via trade—Paul Warfield (1970), Mike Current (1977) and Neal Colzie (1979) . . . first-round draftee, 23rd player in 1977 and third linebacker behind Robert Jackson (Browns) and Robin Cole (Steelers).

COLLEGE, PERSONAL: A consensus All American in 1976, he celebrated his 22nd birthday with Ohio State's 27-10 victory over Colorado in 1977 Orange Bowl as Buckeyes capped 9-2-1 season . . . he twice earned All-Big Ten honors as Ohio State logged 20-3-1 record in his junior and senior seasons . . . a four-year letterman who participated in 214 tackles in career and had four interceptions as senior . . . he played in Hula Bowl and Japan Bowl . . . full name Robert Louis Brudzinski, born Jan. 1, 1955 in Fremont, Ohio, he was three-sport captain at Fremont Ross High . . . he and wife Susan (married 5-6-78) live in Long Beach, Ca. . . B.A. in marketing . . . he joined three other NFL players on U.S.O. tour of military bases in 1980.

BRUDZINSKI'S STATISTICS

	G-S	Tack.	Asst.	Total	Opp. Fum.	QB Sack	Int.	Yds.
1977	14-7	37	17	54	0	1	2	24
1978	16-10	43	13	56	0	2	1	31t
1979	16-16	84	43	127	1	5	1	26
1980	9-8	22	13	35	0	1	0	0
1981	16-16	63	39	102	0	0	2	35
TOTALS	71-57	249	125	374	1	9	6	116
Playoffs	7-6	22	12	34	0	0	0	0

Additional—Forced Fumbles: 3 in 1977, one in 1979 and 3 in 1981 for total of 7. Passes Defensed: 5 in 1977, 5 in 1978, 14 in 1979, 6 in 1980 and 4 in 1981 for total of 34.



JIMMY CEFALO

Wide Receiver

81

5-11, 188

5th Year

Born Oct. 6, 1956

Penn State

(D3b, 1978)

He outwits defenders with deceptive speed and intelligent pass routes, and he filled a prominent role in Dolphins' attack in 1981 . . . he progressed from a big-play specialist to a starter with his 29 catches for 631 yards, and he has averaged 20.7 yards per catch in career . . . he stung St. Louis with touchdown catches of 22 and 46 yards in opening 20-7 victory, and his 69-yard TD bomb at Dallas ignited Dolphin comeback . . . his 164 yards on five receptions at Dallas was fourth-highest total in Dolphin history . . . he aided 13-10 triumph over Washington with snares of 39 and 54 yards . . . his two-game total (Washington and

Dallas) of seven catches for 257 yards came after he sprained left wrist at Buffalo . . . Cefalo equalled his previous three seasons' total of 29 catches with his efforts in 1981 . . . he has played in 67 consecutive games since becoming a Dolphin . . . he started 4 of last 7 games in 1980, teaming with David Woodley for 37-yard TD pass at Baltimore and 52-yard gain against San Francisco in winning efforts . . . his contribution to AFC East title in 1979 included a leaping 30-yard catch against New England and 29-yard TD at Detroit in two victories that clinched championship . . . he wears No. 81 jersey popularized by Dolphin original and 11-year veteran Howard Twilley . . . in rookie season, his 40-yard TD catch sparked 16-0 victory at Washington that steered Dolphins to playoff berth . . . he dodged his way for 232 yards on 28 punt returns as a rookie . . . his debut in Orange Bowl saw him pull down TDs of 18 and 38 yards in 1978 preseason victory over St. Louis, and he led Dolphin receivers in 1979 preseason with 13 catches for 257 yards and two TD's when Nat Moore had suffered back injury . . . third-round draftee, 81st player in 1978 . . . he serves as Dolphins' player representative.

COLLEGE, PERSONAL: He was named MVP in both the Hula Bowl and Japan Bowl after an outstanding 1977 season at Penn State in which he caught 28 passes for 507 yards and five TDs . . . he also led nation with 13.7-yard average on 18 punt returns for 247 yards, and his 67-yard punt return aided 42-30 victory over Arizona State in Fiesta Bowl . . . he snared 56 passes for 1,058 yards and seven TDs in career . . . one of top five rushers in Pennsylvania high school history, he was MVP in 1975 Cotton Bowl as freshman tailback with 55 yards rushing, 102 yards on three catches and two TDs in 41-20 win over Baylor . . . full name James Carmen Cefalo, born Oct. 6, 1956 in Pittston, Pa., he rushed for 4,449 yards in three years (1971-73) at Pittston Area High . . . he wrote five-part series for New York Times, published in July 1978, about his college recruiting experience . . . B.S. in journalism . . . bachelor helps operate ad agency in Scranton, Pa., Blewitt & Cefalo, and conducts a football camp for 200 youngsters in Scranton.

CEFALO'S STATISTICS

	G-S	No.	Yds.	Avg.	Long	TD
1978	16-1	6	145	24.2	43	3
1979	16-3	12	223	18.6	30	3
1980	16-4	11	199	18.1	52	1
1981	16-5	29	631	21.8	69t	3
TOTALS	64-13	58	1198	20.7	69t	10
Playoffs	3-1	3	62	20.7	23	0

Additional—Punt Returns: 28 for 232 yards, avg. 8.3, eight fair catches, long 26 in 1978; 2 for 10 yards, avg. 5.0, three fair catches, long 10 in 1979 for totals of 30 for 242 yards, avg. 8.1, 11 fair catches, long 26. Fumbles/Lost: 3/1 in 1978, none in 1979, 1980, and 1981. Kickoff Returns: 2-40, avg. 20.0, long 21 in 1978. Recovered Dolphin Fumble in 1978.

CEFALO'S SINGLE-GAME HIGHS

Receptions 5 for 164 yards (10-25-81 at Dallas)
 Receiving Yards 164 on 5 catches (10-25-81 at Dallas)
 Longest Reception 69-yard touchdown (10-25-81 at Dallas)
 TDs Receiving 2 (9-6-81 at St. Louis) 22, 47

Ed Newman on the influence of offensive line coach John Sandusky:

"He's a firm hand for me. There's no complacency with the man. There's only one way to do things—his way, the right way . . . I used to be a little top-heavy. I was so strong and powerful coming off the ball . . . I would do things and say, 'How could you blame me for knocking a guy half a mile out of the stadium?' and he would tell me there's a better way. He was very, very firm with me. I'm really glad for it now. My consistency and my effectiveness have gone up. There are plenty enough plays where you can be Superman. He kind of moderated me."



MARK DENNARD

Center

63

6-1, 252

Texas A&M

4th Year

(D10, 1978)

Born Nov. 2, 1955

An intense battler with plenty of quick and no quit, he provides a strong link between the All-Pro guards on either side of him . . . Dennard's similarities to former All-Pro center Jim Langer go beyond the squatty build and include determination and hard-work attitude . . . he returned to Dolphin line up in 1981 playoff against San Diego after missing five games with torn calf muscles in right leg . . . he suffered injury while playing with a sprained left ankle . . . he started 35 consecutive games before being sidelined, and second-year pro Dwight Stephenson took his place . . . Texan received game ball in 16-10 triumph at Houston . . . "The first thing that comes to mind about Mark is toughness, both mental and physical," Coach Don Shula says. "He's a brawler. He'll do anything to try to get the job done" . . . he inherited the job in 1979 when Langer was injured in ninth game, ending a streak of 117 consecutive starts . . . Dennard earned NFL All-Rookie honors with seven starts on way to AFC East title, and his first start was unenviable combat with Houston nose tackle Curly Culp . . . he had postponed his rookie year by spending 1978 on injured reserve after having one finger broken and another dislocated in preseason opener . . . he bench presses 455 pounds, second only to Dolphin guard Ed Newman at 495 pounds, while offensive line teammates Bob Kuechenberg (430) and Jeff Toews (425) also are among the 400-pound strongmen . . . 10th-round draftee, 274 player in 1978 . . . he was conscripted later (274th) than any player ever to start in Dolphins' offense . . . wide receiver Howard Twilley (1966) was drafted in 12th round, but in nine-team American Football League, that made him the 100th player, equivalent to a fourth-round pick today.

COLLEGE, PERSONAL: He was voted to the second team for All-Southwest Conference of the 1970s, and he was All-SWC as senior at Texas A&M . . . he earned Academic All-America as junior and got B.A. in marketing . . . full name Mark Wesley Dennard, born Nov. 2, 1955 in Bay City, Tex., he starred in football and baseball at Bay City High . . . he and wife Donna (married 5-27-78) live in Bryan, Tex., with daughter Christine (6-14-79) and son Wes (12-9-80) . . . Donna watched 1980 Dolphin upset of New England on Monday night TV from her hospital bed, then gave birth to Wes the next morning . . . Dennard works at First National Bank in Bryan during offseason.

Games/Starts—1979 (16-7); 1980 (16-16); 1981 (11-11). Playoffs (2-2). TOTAL: 45-36.



A. J. DUHE

Inside Linebacker

77

6-4, 248

Louisiana State

6th Year

(D1, 1977)

Born Nov. 27, 1955

A spirited, fiercely competitive player, he creates havoc for blockers with his effective blitzes from inside linebacker . . . his 1980 transition from defensive end to linebacker reaped dividends in 1981 with his improved awareness . . . he ranked second among Dolphin tacklers with 110 stops (61 initial hits) and he joined the pass rush for 7½ quarterback sacks . . . he

earned game balls in triumphs at St. Louis and Kansas City, and his harassment of Pittsburgh quarterback Terry Bradshaw in 30-10 rout of Steelers won Defensive Player of Week honors from Pro Football Weekly . . . his boundless enthusiasm has carried him from NFL Defensive Rookie of the Year in 1977 to All-AFC by United Press International in 1981 . . . he was an explosive pass-rusher with 15 sacks in first two seasons, and as linebacker, he still assumed three-point stance as Dolphins disguised their defense . . . a sportswriter's suggestion prompted Coach Don Shula to experiment with Duhe at outside linebacker while Larry Gordon was contract holdout during 1980 training camp . . . Duhe started 1980 opener at OLB and moved inside for third game where he has started 31 consecutive games . . . he tied for team lead with 5½ sacks in 1980 . . . he had team-leading seven sacks at right end in 1977, three of them while earning game ball in 14-10 victory at New York Jets . . . biggest play as rookie was blocked punt which led to clinching touchdown in 17-5 triumph over New England . . . his right knee required surgery in August 1978 for damaged cartilage, sidelining him for five starts . . . he scored safety on end-zone sack at Houston in 1978 but bruised shoulder and missed another start . . . he chugged 68 yards with recovery of a Dan Fouts fumble in Oct. 15, 1978 victory at San Diego for longest fumble return in Dolphin history . . . abdominal muscle pull reduced his playing time in 1979 when Doug Betters moved ahead at right end . . . first-round draftee, 13th player in 1977 and seventh defensive lineman in bumper crop . . . he was 18-day contract holdout for first training camp.

COLLEGE, PERSONAL: A four-year starter at Louisiana State, he was voted outstanding defender for South in Senior Bowl while playing alongside Bob Baumhower . . . he averaged 72 tackles per season and had 27 tackles for 133 yards in losses . . . he won LSU scholarship by blocking three punts in high school all-star game in 1973 . . . B.A. in general studies . . . full name Adam Joseph Duhe, Jr., born Nov. 27, 1955 in New Orleans and raised in Reserve, La., he starred at Leon Godchaux High . . . he and college sweetheart Frances (married 5-24-80) were wed during her reign as Orange Bowl queen, and they live in Miami Shores . . . he was voted Man of Year by Dolphin fans in 1981 for his active role in charitable events.

DUHE'S STATISTICS

	G-S	Tack.	Asst.	Total	Opp. Fum.	QB Sack
1977	14-14	48	35	83	2	7
1978	13-10	25	22	47	2	8
1979	13-2	13	18	31	0	2
1980	16-15	44	40	84	0	5½
1981	16-16	61	49	110	1	7½
TOTALS	72-57	191	164	355	5	30
Playoffs	3-3	13	9	22	0	0

Additional—Interception Return 11 yards, 11-8-81 at New England. Sacked QB for safety, 11-20-78 at Houston. Blocked Punt 11-13-77 vs. New England. Returned Fumble 68 yards, 10-15-78 at San Diego. Forced Fumbles: 2 in 1977 and one in 1981 for total of 3.

Playoffs—Forced Fumble, 1-2-82 vs. San Diego.



ANDRA FRANKLIN

Fullback

37

5-10, 225

Nebraska

2nd Year

(D2, 1981)

Born Aug. 22, 1959

He churned through defenses like a miniature tank in 1981 and rewrote the Dolphins' rookie rushing record in the process . . . a power runner and devastating blocker, he accumulated 711 yards on 201 carries (3.5-yard average) and scored eight

touchdowns including one TD pass . . . he topped the rookie mark established in 1968 by Jim Kiick (621 yards) and also outdistanced the rookie-year production of Larry Csonka, who gained 540 yards in 1968 . . . Franklin scored four TDs in his first two NFL starts, and he gained three yards on the final play of a 27-10 victory over Baltimore for his first 100-yard game -- 101 yards on 23 carries Nov. 1 . . . he replaced injured Woody Bennett during third game of 1981 and caught three-yard TD pass from Don Strock for 16-10 triumph at Baltimore . . . he broke a 29-yard gain at Houston . . . he was voted outstanding rookie by South Florida media . . . he started 13 games including playoff against San Diego . . . he fumbled six times, losing four of them . . . second-round draftee, 56th player in 1981 and fourth fullback behind Randy McMillan (Colts), Marion Barber (Jets) and James Wilder (Buccaneers).

COLLEGE, PERSONAL: He powered 543 and 678 yards in his last two seasons at Nebraska and ranked No. 10 on Cornhuskers' all-time rushing chart with 1,738 yards on 324 carries and 10 touchdowns . . . Huskers averaged 360 yards rushing in 1980 and ranked second in nation in total offense at 491.2 yards per game while Franklin was rated among runners as "best blocker in college football" according to Chuck Connor, Dolphins' Dir. of Player Personnel . . . Huskers were 38-10 during Franklin's career, which he closed with 67 yards on 17 carries in 31-17 triumph over Mississippi State in Sun Bowl . . . he gained 122 yards against both Missouri and Oklahoma as a senior . . . I-backs such as Rick Berns, I.M. Hipp and Jarvis Redwine all topped 1,000 with Franklin blocking . . . full name Andra Bernard Franklin, born Aug. 22, 1959 in Anniston, Ala., he was three-sport star at Anniston High . . . majored in elementary education . . . he and wife Rebecca (married 12-6-80) live in Hialeah.



JON GIESLER

Offensive Tackle

79

6-5, 260

Michigan

4th Year

(D1, 1979)

Born Dec. 23, 1956

An imposing blocker with power to drive off defenders and quickness to maintain pass protection, he has matured into a dependable pro . . . he stabilized the Dolphins' offensive line at midseason 1980 upon recovering from shoulder separation, and his 27 consecutive starts at left tackle include all of 1981—the first time since 1977 that injuries haven't forced any changes at either tackle spot . . . Giesler and Eric Laakso are second-longest-running tandem of tackles since Doug Crusan and Norm Evans linked 43 consecutive starts from 1969 to 1971 . . . Giesler has improved his strength significantly since Dolphins invested a No. 1 draft choice in 1979, and his bench press figure has climbed from 315 to 390 pounds through offseason conditioning program . . . his on-field progress is apparent in twice-a-year combat with New York Jets All-Pro defensive end Joe Klecko . . . he started final 10 games of 1980, and in his first pro start, he helped Dolphins rush for more yards (149) than any previous six games while upsetting Buffalo, the NFL leader in total defense . . . Giesler separated right shoulder in scrimmage with New Orleans, but was counted in final cutdown to 45 players, then placed on injured reserve until Oct. 10 . . . he served on special teams as rookie while Bob Kuchenberg toiled at left tackle in 1979 . . . he inherited No. 79 jersey from left tackle Wayne Moore, a starter in two Super Bowl triumphs and who had a string of 50 consecutive starts from 1974 to 1978 . . . first-round draftee, 24th player in 1979 and third offensive lineman behind Keith Dorney (Lions) and Kelvin Clark (Broncos).

COLLEGE, PERSONAL: An All-Big Ten tackle, the native Ohioan

played in three successive Michigan victories (1976-78) over Ohio State, and then Wolverines were 10-2 in both his junior and senior years . . . he won team's hustle award . . . Associated Press and Sporting News honorable mention All-America . . . B.S. in education . . . full name Jon William Giesler, born Dec. 23, 1956 in Toledo, Ohio, and raised in Woodville, Ohio . . . track standout at Woodmore High (combining Woodville and Elmore) with 60-10 in shot put and 171-3 in discus . . . state champion in shot put (58-5) as junior . . . he was raised in same Sandusky County as Dolphin linebacker Bob Brudzinski . . . he and wife Lori (married 6-30-79) live in Pembroke Pines, Fl., with their daughter Kristin (11-1-81), who was born while Giesler was working a Sunday shift at the Orange Bowl.

Games/Starts—1979 (16-0); 1980 (10-10); 1981 (16-16). Playoffs (2-1). TOTAL: 44-27.



LARRY GORDON

Linebacker

50

6-4, 230

7th Year

Born July 8, 1954

Arizona State

(D1a, 1976)

A swift predator of opposing ballcarriers, he has been a crackling hitter in Dolphin defense since 1976 . . . he has great acceleration for blitzing and agility for pass coverage as a complete linebacker . . . right outside linebacker was voted the Dolphins' outstanding linebacker by South Florida media in 1978 and 1979 . . . he should eclipse Dolphin record for most starts by a linebacker, now 96 starts by Nick Buoniconti (1969-76) . . . Gordon has 92 starts including uninterrupted duty in 1976, 1977, 1979 and 1981 and he has missed only three starts in six years . . . he has averaged 107 tackles with his outstanding pursuit, and he has 14 quarterback sacks . . . he sacked New York Jets quarterback Richard Todd for a safety in 1981 showdown for AFC East lead, and Dolphin defense allowed a total of only five touchdowns in last five games . . . Gordon was joined in 1977 by draftees A.J. Duhe and Bob Baumhower to form the nucleus of a rebuilding defense, and they are the only three rookies since 1970 to start every game in their rookie season . . . Gordon's finest hour consisted of three interceptions, eight tackles and a blocked PAT in 1978 triumph over Oakland that secured playoff berth . . . Coach Don Shula called it the "greatest game I've ever seen a linebacker play" . . . his three pass thefts (two were ricochets) were most ever by a Dolphin linebacker, and he returned them 35 yards . . . he started 30 consecutive games before hamstringing and groin pull bothered him in third game of 1978, then he started 31 more in succession . . . he earned game ball with two sacks and 27-yard interception runback against Seattle in 1977 and again with 33-yard interception return to set up clinching touchdown at Baltimore in 1979 . . . he was contract holdout until Aug. 21 in 1980 training camp and didn't start opener, then a sprained knee caused him to miss 12th game . . . first-round draftee, 17th player in 1976 and first linebacker, he became Dolphins' first No. 1 pick of the 1970s to live up to expectations.

COLLEGE, PERSONAL: He was voted outstanding defensive player in 1975 Fiesta Bowl when his interception helped unbeaten, second-ranked Arizona State upset Nebraska, 17-14 . . . he earned All-America honor on Time Magazine squad picked by pro scouts, and he had 121 and 132 tackles in last two seasons with Sun Devils . . . he played in East-West Shrine, Senior Bowl and last College All-Star game in Chicago . . . full name Lawrence Wayne Gordon, born July 8, 1954 in Monroe, La., and raised on farm in Oakgrove, La. . . he starred at Phoenix Union High after family moved to Arizona in his sophomore year

. . . older brother Ira was offensive guard with San Diego Chargers (1970-75) . . . he and wife Mary (married 3-13-79) live in Miramar, Fl., with their sons Lawrence (4-13-80) and Wayne (4-24-81).

GORDON'S STATISTICS

	G-S	Tack.	Asst.	Total	Opp. Fum.	QB Sack	Int.	Yds.
1976	14-14	83	35	118	1	2	—	—
1977	14-14	58	48	106	2	4½	3	35
1978	16-15	62	40	102	3	3	2	33
1979	16-16	71	37	108	1	3	1	11
1980	15-14	69	37	106	1	1	0	0
1981	16-16	66	33	99	10	14	7	106
TOTALS	91-89	409	230	639	0	0	0	0
Playoffs	3-3	11	6	17	0	0	0	0

Additional—Blocked PAT and three interceptions for 35 yards, 12-10-78 vs. Oakland. Sacked QB for safety, 11-22-81 at New York Jets. Passes Defensed: 6 in 1976, 3 in 1977, 3 in 1978, 2 in 1979, 6 in 1980 and 8 in 1981 for total of 28. Forced Fumbles: one in 1978, 2 in 1979 and one in 1980 for total of 4.



CLEVELAND GREEN

Offensive Tackle

74

6-3, 262

4th Year

Born Sept. 11, 1957

Southern

(FA, 1979)

A big, quick-striking blocker with unusual agility, he has been a valuable insurance as the Dolphins' top reserve at offensive tackle for three seasons . . . he has made continual progress in mastering techniques of blocking since he hadn't played the position in college . . . he overcame longshot odds and landed berth on Dolphin roster in 1979 not only as a free-agent rookie but also as a defensive lineman making switch to offense in middle of training camp . . . his hard-working attitude has turned raw potential into capable performance, although knee problem in 1981 restricted his mobility . . . he relieved for 12 offensive plays in AFC East title game against Buffalo and replaced Dwight Stephenson on kickoff-return wedge for final five games when Stephenson filled in for injured Mark Dennard . . . Green had started first three games of 1980 at left tackle before discovering a broken bone in left hand, which put him on injured reserve for four games (6th through 9th) . . . he switched from No. 61 to No. 74 a few days before 1980 opener . . . all-around athletic ability is apparent on basketball court where he averages 30 points for Dolphins' offseason All-Pro squad . . . he has improved strength by more than 100 pounds to a 350 mark in bench press since joining offseason conditioning program . . . a mixup in his college status resulted in scouts believing he was a junior in 1978 but he had played briefly on special teams as Southern University freshman in 1975 . . . NCAA ruled him ineligible for 1979, too late to inform scouts for draft . . . his coach called Dolphin defensive coordinator Bill Arnsparger to request tryout for Green.

COLLEGE, PERSONAL: He was a three-year starter at defensive end for Southern and was selected to play in Black All-Star game but he declined . . . he collected 34 quarterback sacks in final two seasons . . . his high school coach at Hinds Agricultural High in Utica, Miss., had told him he was suited for offensive line . . . full name Cleveland Carl Green, born Sept. 11, 1957 in Bolton, Miss., he was youngest of 10 children raised on farm near Bolton . . . majored in agriculture . . . he and wife Wanda live in Miami with their son Kendrick (1-14-79) . . . he has worked as a recreation director at North Miami Beach's Allen Park for past two offseasons.

Games/Starts—1979 (16-0); 1980 (12-3); 1981 (6-0). Playoffs (2-0). TOTAL: 36-3.



BRUCE HARDY

Tight End

84

6-4, 230
5th Year
Born June 1, 1956

Arizona State
(D9, 1978)

A dependable blocker and most versatile in Dolphins' troika of tight ends, he has big-play ability as a clutch receiver . . . a savvy veteran in the trenches, he relies on wits in lieu of speed on pass routes . . . he stung San Diego in 1981 playoff with 50-yard touchdown jaunt, the longest TD pass to a tight end in Dolphin history, and he had career-high five receptions for 89 yards in 41-38 overtime shootout . . . he also caught four passes for 54 yards in 27-10 triumph over Baltimore . . . he has started 19 games over past two seasons, mostly in double-TE formations on first down with Ronnie Lee . . . he inherited starting job in 1979 when four-year regular Andre Tillman suffered broken leg in preseason, and Hardy balanced Dolphin passing game with 30 receptions for 386 yards on way to AFC East title . . . his career totals of 68 catches for 751 yards include seven TDs . . . his versatility boosted his job prospects as an unheralded rookie in 1978 . . . he contributed 20 tackles (10 initial hits) on special teams and was part-time snapper on punts . . . his third and fourth NFL receptions were TDs as he played in double-TE set with Tillman . . . he caught 10 passes for 124 yards in his first three starts in 1979 and he took two snaps from center as quarterback against Chicago Sept. 23, 1979 when three quarterbacks were disabled . . . he snared TD passes in victories at Atlanta and Los Angeles in 1980 . . . ninth-round draftee, 247th player in 1978.

COLLEGE, PERSONAL: He caught 47 passes for 547 yards and two TDs at Arizona State after sophomore switch from quarterback in 1975 opener to tight end . . . he caught 19 passes for 269 yards as senior teammate of John Jefferson (Packers), and Dolphin scouts spotted him in Can-Am Bowl . . . full name Bruce Alan Hardy, born June 1, 1956 in Murray, Utah, he starred at Bingham High in Copperton, Utah . . . he was rated nation's outstanding prep athlete in April 29, 1974 cover story for Sports Illustrated . . . he was Utah's football and basketball Most Valuable Player in both junior and senior years, and he was twice all-state in baseball . . . he scored 1,150 points in three-year prep basketball career . . . B.S. in business administration . . . he and wife Joanie (married 1-31-81) live in West Jordan, Utah, with their sons Nathan (7-19-79) and Bruce Adam (3-18-82) . . . Nathan is wife's son by a previous marriage.

HARDY'S STATISTICS

	G-S	No.	Yds.	Avg.	Long	TD
1978	16-0	4	32	8.0	15	2
1979	16-14	30	386	12.8	28	3
1980	16-12	19	159	8.4	19	2
1981	16-6	15	174	11.6	21	0
TOTALS	64-32	68	751	11.0	28	7
Playoffs	3-1	7	101	14.4	50t	1

Additional—Fumbles/Lost none in 1978 and 1979, 1/1 in 1980, none in 1981. Kickoff Returns: 2-27, avg. 13.5, long 15 in 1978. Passing: 0 for 1, 11-11-79 vs. Baltimore.

HARDY'S SINGLE-GAME HIGHS

Receptions 5 for 89 yards (1-2-82 vs. San Diego)
Receiving Yards 89 on 5 catches (1-2-82 vs. San Diego)
Longest Reception 50-yard touchdown (1-2-82 vs. San Diego)



DURIEL HARRIS

Wide Receiver

82

5-11, 176
7th Year
Born Nov. 27, 1954

New Mexico St.
(D3, 1976)

He scintillates flashes of big-play brilliance as Dolphins' most exciting pass receiver . . . he has an acrobatic flair for difficult catches, and he consistently delivers the bomb with five catches over 40 yards in 1981 . . . Harris amassed 911 yards on 53 catches in 1981 for second-best total in Dolphin history, and he could have been first 1,000-yard receiver in club history except that a sprained left knee kept him on the bench for most of last three games . . . he has career totals of 229 catches for 3,919 yards, second only to Nat Moore in Dolphin record book, and excluding Harris' rookie year of 1976, he accumulated more yards in a five-year period (3,547 yards) than his idol Paul Warfield netted in his 1970-74 stint in Miami . . . South Florida media voted Harris the outstanding receiver in 1980 and 1981 . . . he has averaged 17.1 yards per catch, second to Warfield's untouchable 21.5 -yard coverage . . . he executed one of the most memorable plays in Dolphin history, the 40-yard flea-flicker touchdown pass against San Diego in 1981 playoff, as Harris lunged for Don Strock's pass and then lateralled to Tony Nathan for final 25 yards . . . he earned game ball with nine catches for 114 yards including 17-yard touchdown against Philadelphia, but he sprained knee in his exuberance while spiking football in the end zone . . . he had only two catches for 16 yards in final three games, missing one altogether . . . he snagged six passes for 165 yards, including bombs for 45 and 41 yards, in 28-27 loss at Dallas . . . he set up winning field goal with diving 45-yard catch at Baltimore, and he contributed three receptions on winning TD drive at Houston before home-state fans in 1981 . . . he hauled down eight passes for 145 yards including 55-yarder in triumph at New England, and he moved ahead of Warfield on all-time Dolphin chart with a 46-yard catch against Washington . . . he caught final TD pass of Bob Griese's career in 1980 . . . torn hamstring forced him to miss four games, but he returned against New England and outleaped safety for 54-yarder that set up winning field goal in overtime . . . he has been a starter for four years although double-TE formation on first down resulted in misleading statistic of three starts in 1980 . . . he collected four 100-yard games in 1979 and another three in 1981 as Dolphins won a pair of AFC East titles . . . he established Dolphin single-game records with 10 catches for 180 yards Oct. 28, 1979 against Green Bay, and 9 of 10 were delivered by Griese including 37-yard TD to ignite 27-7 rout . . . Nat Moore erased Harris' mark with 210 yards against New York Jets in 1981 . . . he and Moore combined for 90 reception and 1,638 yards—almost a mile—in 1979 to set a Dolphin record for a receiving tandem . . . Harris handled the football 214 times including receptions and kick returns before his first fumble of career in 1980 opener, and 1981 was his fifth fumble-free season . . . he has impressive 25.3-yard career average on 56 kickoff returns and All-NFL by Pro Football Weekly with league-leading 32.9-yard average as rookie in 1976 . . . combining passes and kick returns, he has averaged 18.4 yards (310 for 5,710) every time he has football, including three playoff games . . . he wore No. 26 as rookie because veterans had taken all numbers in 80s . . . third-round draftee, 80th player in 1976.

COLLEGE, PERSONAL: An All-Missouri Valley Conference selection as senior, he was a "lonesome end" in Wishbone offense at New Mexico State but still caught 89 passes for 1,562 yards (17.5 average) and 13 touchdowns . . . his father Duriel, Sr., was elevated in 1980 to head football coach at Charlton-

Pollard High in Beaumont, Tex. . . . full name Duriel LaDon Harris, Jr., born Nov. 27, 1954 in Port Arthur, Tex., and boyhood friend of NFL running back Joe Washington, a former All-America at Oklahoma . . . Harris starred at Stephen F. Austin High after transferring from Lincoln High . . . bachelor lives in Miami Lakes . . . he had a bit part as an outfielder in the movie *Blue Skies Again* filmed in Fort Lauderdale in May 1982.

HARRIS' STATISTICS

	G-S	No.	Yds.	Avg.	Long	TD
1976	12-2	22	372	16.9	44	1
1977	14-4	34	601	17.7	47	5
1978	16-15	45	654	14.5	63t	3
1979	15-14	42	798	19.0	51	3
1980	12-3	33	583	17.7	54	2
1981	15-10	53	911	17.2	55	2
TOTALS	84-48	229	3919	17.1	63t	16
Playoffs	3-2	13	209	16.1	33	1

(100-Yard Games: 1976-1; 1977-1; 1979-4; 1981-3. Total 9)

Additional—Kickoff Returns: 17-559, avg. 32.9, long 69 in 1976; 4-91, avg. 22.8, long 31 in 1977; 29-657, avg. 22.7, long 53 in 1978; 5-89, avg. 17.8, long 22 in 1980; 1-20 in 1981. Totals: 56-1416, avg. 25.3, long 69, no TD. Punt Returns: 9-79, avg. 8.7, long 16 in 1976. Rushing: 1 for 20 yards, 9-23-79 vs. Chicago. Fumbles/Lost: none in 1976, 1977, 1978 and 1979; 2/0 in 1980, none in 1981, for totals of 2/0.

Playoffs—Kickoff Returns: 2-67, avg. 33.5, long 39, 12-24-78 vs. Houston.

HARRIS' SINGLE-GAME HIGHS

Receptions 10 for 180 yards (10-28-79 vs. Green Bay)
 Receiving Yards 180 on 10 catches (10-28-79 vs. Green Bay)
 Longest Reception 63-yard touchdown (10-29-79 vs. Balt.)
 *TDs Receiving 2 (11-6-77 at N.Y. Jets) 20, 24



EDDIE HILL

Running Back

31

6-2, 210
 4th Year
 Born May 13, 1957

Memphis State
 (Trade, 1981)

A versatile running back with untapped potential, he contributed several big plays in an injury-interrupted 1981 season . . . Dolphins obtained Hill in a July 22, 1981 trade with Los Angeles Rams for an undisclosed 1983 draft choice . . . he netted 146 yards on 37 carries and also caught 12 passes for 73 yards . . . he bounced off two tacklers and scored a four-yard touchdown on a swing pass for the go-ahead points in a 24-14 victory over New England . . . he aided winning effort in AFC East championship game with Buffalo by completing a 14-yard pass to tight end Bruce Hardy—the first Dolphin pass completion by other than a quarterback since 1974 . . . Hill rushed for 40 yards in season opener at St. Louis but suffered stretched ligaments in left ankle on first play against Pittsburgh and spent five weeks on injured reserve . . . his two seasons with Rams were highlighted by 73 yards on 15 carries against St. Louis Oct. 12, 1980 and his first start came following week against San Francisco when a bruised sternum placed him on injured reserve for final nine games . . . as Rams rookie in 1979, he caught 21-yard TD pass against New York Giants and averaged 20.3 yards on kickoff returns . . . he also returned three kickoffs for 47 yards (27 long) in Super Bowl XIV against Pittsburgh . . . second-round draftee, 54th player in 1979 and eighth running back.

COLLEGE, PERSONAL: He led Memphis State with 739 yards rushing as a senior (5.9-yard average) while logging duty at flanker, fullback and tailback . . . he earned UPI Back of the Week honor as a junior when he collected 157 yards on 16 carries against Mississippi State . . . full name Eddie Wayne Hill, born May 13, 1957 in Nashville, Tenn., where he lettered in four

sports at Hillsboro High . . . his brother Norman (Smoke) Hill is defensive back at Texas Tech . . . majored in marketing . . . he and wife Ville (married 1-6-79) live in Nashville with their daughter Valencia (2-14-80).

HILL'S STATISTICS

	RUSHING							RECEIVING			
	G-S	Att.	Yds.	Avg.	LG	TD	No.	Yds.	LG	TD	
1979	16-0	29	114	3.9	27	1	4	36	21t	1	
1980	7-1	39	120	3.1	19	0	4	29	11	0	
1981	11-2	37	146	3.9	24	1	12	73	16	1	
TOTALS	34-3	105	380	3.6	27	2	20	138	21t	2	
Playoffs	4-0	3	8	2.7	4	0	2	3	2	0	

Additional—Fumbles/Lost: 2/1 in 1981. Passing 1 for 1, 14 yards, 12-19-81 vs. Buffalo. Kickoff Returns: 15-305, avg. 20.3, long 43, in 1979; 1-20 in 1981 for totals of 16-325, avg. 20.3, long 43.

HILL'S SINGLE-GAME HIGHS

Rushing Yards 73 on 16 carries (10-12-80 at St. Louis)
 Rushing Attempts 16 for 73 yards (10-12-80 at St. Louis)
 Longest Run 27 yards (11-4-79 at Seattle)
 Pass Receptions 3 for 30 yards (11-15-81 vs. Oakland)
 Receiving Yards 30 on 3 catches (11-15-81 vs. Oakland)
 Longest Reception 21 yards, TD (10-28-79 vs. N.Y. Giants)



STEVE HOWELL

Fullback

36

6-2, 230
 4th Year
 Born Dec. 20, 1956

Baylor
 (D4, 1979)

He made a brief NFL detour to Philadelphia in 1981 before returning to Dolphins a month later, and the hard-blocking fullback bid to solidify his place in Miami . . . rugged Texan stepped into void left by surprise departure of Larry Csonka in 1980 training camp, and he started first six games . . . he was traded Aug. 18, 1981 to Philadelphia for a 10th-round draft choice, but he missed the Eagles' final cut two weeks later . . . he had Sept. 8 tryout at Atlanta along with ex-Dolphin Nick Giaquinto, Elvis Peacock, Mike Thomas and Bo Robinson, and two weeks later, he returned to Dolphins Sept. 23 after fullback Woody Bennett sustained knee injury . . . bizarre season ended Nov. 30 when Howell suffered a fractured cervical vertebra on kickoff coverage against Philadelphia . . . he regained strength and achieved 350 pounds in bench press at minicamp . . . long-strider had bursts of 17 and 23 yards in first two starts of 1980, and he netted 179 yards on 51 carries (3.5-yard average) before Terry Robiskie claimed job in seventh game . . . he originally outlasted veterans Jim Braxton (waived) and Leroy Harris (traded) to earn spot on roster in 1979 when he toiled on special teams . . . fourth-round draftee, 107th player in 1979.

COLLEGE, PERSONAL: He formed a rugged duo in Baylor backfield with Greg Hawthorne, No. 1 choice of Pittsburgh in 1979 . . . Dolphin tight end Ronnie Lee also was teammate on 3-8 team . . . he gained 1,064 yards on 208 carries and scored three touchdowns in career, and he caught 12 passes for 63 yards . . . his four-year rushing totals were 215, 165, 387 and 297 and he averaged 7.2 yards per carry as junior with 67-yard spurt against Texas A&M . . . he excelled as blocked in Veer offense . . . B.S. in physical education . . . full name Stephen Glen Howell, born Dec. 20, 1956 in Corsicana, Tex., he was captain in four sports at Waxahachie High and he once rushed for 350 yards and four TDs in a game . . . he and wife Malia (married 11-22-80) live in North Miami with their infant daughter Lindsey (10-29-81).



BOB KUECHENBERG

Guard/Tackle

67

6-2, 255
13th Year

Notre Dame
(FA, 1970)

Born Oct. 14, 1947

The epitome of the veteran warrior in the NFL trenches, he leads by example with his bulldog toughness and great versatility . . . his mastery of guard, tackle and center assignments is rare among even All-Pro offensive linemen . . . he represents the last link to the Super Bowl blocking wall of the early 1970s . . . a four-time Pro Bowl selection (1974-75-77-78), he was named All-NFL in 1978 by Associated Press when he started eight times at guard and seven times at tackle on left side of Dolphin line . . . durable Notre Dame graduate owns Dolphin longevity records for most games (179) and most starts (166) entering 1982, and his record for starting calls may endure this decade . . . retired players Larry Little (164), Bob Griese (163) and Vern Den Herder (153) are next in line . . . Kuechenberg made his record 165th start Nov. 15 1981 but didn't start again until playoff game because of sprained arch in right foot . . . he is only Dolphin to play and start all 14 playoff games in club's history . . . exceptional strength at 430 pounds in bench press . . . he had a streak of 49 consecutive starts (22 at tackle, 27 at guard) until foot injury plagued him at midseason 1981 although he continued to snap for punts and place kicks . . . he once earned Sporting News All-AFC honor at tackle in 1978 when simultaneously voted to Pro Bowl at guard . . . Coach Don Shula calls him "a street fighter—he doesn't know how to quit" . . . as a free agent rookie, he replaced injured Maxie Williams in ninth game of 1970 and had 53 consecutive starts before suffering a fractured left forearm in 13th game of 1973 . . . two weeks later he returned to lineup for playoffs and he neutralized All-Pro tackle Alan Page in Super Bowl VIII victory over Minnesota . . . he mounted another 42 straight starts before missing last four games of 1976 with bone chips in left ankle . . . he made remarkable recovery in 1977 from broken back (with two fractures of transverse process), sustaining injury Aug. 13 but missing only two regular-season starts . . . 31 of his 166 starts have been at left tackle including three in 1980 . . . fourth-round draftee by Philadelphia, 80th player in 1969, he faulted himself for being cut by Eagles . . . he was placed on Atlanta taxi squad, then cut a week later . . . he played seven games (five without pay) with 1969 Chicago Owls of semi-pro Continental League and was selling business forms when signed by Dolphins in 1970.

COLLEGE, PERSONAL: He was voted Notre Dame's outstanding defensive lineman in 1968 while also playing offensive tackle for Fighting Irish (7-2-1) . . . he played third base for the baseball team . . . B.A. in economics . . . full name Robert John Kuechenberg, born Oct. 14, 1947 in Gary, Ind., one of nine children, and raised in Hobart, Ind. . . he rode in gunnysack on dad's back for rodeo clown act, and his dad was Human Cannonball before Kooch was born . . . he owns Interior Arts, Inc., selling oil paintings, and he had a real estate license in both Florida and California . . . he also travels as sports marketing director for Pan Am World Airways . . . he and wife Marilyn (married 10-9-78) have renovated an old mansion on Star Island, Miami Beach, where they live with their infant daughter Alexandra (6-25-82) . . . he has two sons, Bryan, 11, and Erik, 9, by a previous marriage . . . he is the fund-raising chairman for the Florida Lung Association and has done promotional spots for the Special Olympics.

Games/Starts—1970 (8-5); 1971 (14-14); 1972 (14-14); 1973 (13-13); 1974 (14-14); 1975 (14-14); 1976 (10-10); 1977 (14-12); 1978 (16-15); 1979 (16-16); 1980 (16-16); 1981 (16-9). Playoffs (14-14). TOTAL: 179-166.



ERIC LAAKSO

Tackle

68

6-4, 265
5th Year

Born Nov. 29, 1956

Tulane
(D4b, 1978)

He has established himself as a formidable blocker whose doggedness in pass protection has earned high grades . . . blond giant has the industrious attitude and intelligence to blossom into reliable pro . . . he has started 33 consecutive games at right tackle spanning all of 1980 and 1981 seasons . . . he has formed a tandem with left tackle Jon Giesler for 27 straight starts, the second-longest-running streak for Dolphin tackles since Doug Crusan and Norm Evans went 43 consecutive starts from 1969 to 1971 . . . Laakso and Giesler are the only Dolphin draftees since Crusan (1968-74) to start full season at offensive tackle . . . he was projected as a guard or tackle when drafted, and he had understudy role to RG Larry Little and RT Mike Current in 1978 and 1979 . . . he provided valuable relief work as rookie, and when Little was sidelined by injuries, Laakso was impressive starter in 1978 wild-card playoff with Houston . . . he is only player in Dolphin history whose first start came in playoff game, and coaches didn't inform him of assignment until day of game to reduce jitters . . . he had to overcome two months in dry dock in 1979 with left ankle injury (torn soleus tendon) and was activated Oct. 13 from injured reserve . . . he started twice at right guard for injured Little in 1979 (at Cleveland and Baltimore) and Dolphins scored 52 points . . . offseason conditioning has boosted his strength to 370 pounds in bench press . . . he missed May 1982 minicamp as free-agent holdout but signed new contract July 7 . . . he is the only NFL player of Finnish descent, and he was invited to Finland for three-week tour in June 1982 to critique training camps of the 13-team *Americalainen Jalkapallo Liitto* . . . Laakso returned to U.S. to play his jalkapallo here . . . fourth-round draftee, 106th player in 1978.

COLLEGE, PERSONAL: He earned All-South Independent honors at Tulane and was All-America honorable mention by Associated Press . . . Tulane recruiter Tony Misita, visiting Laakso's home in Connecticut during winter, was willing to observe Finnish custom of jumping into an ice-covered pond after a sauna while recruiters from Pittsburgh and Boston College demurred . . . B.S. in geology . . . full name Eric Henry Laakso, born Nov. 29, 1956 in New York, he was raised in Sterling, Ct., and starred in football and track at Killingly High in Danielson, Ct. . . named pronounced LAX-o . . . his father Olavi played soccer in Finland . . . he and wife Debbie (married 7-4-81) live in Pembroke Pines, Fl.

Games/Starts—1978 (16-0); 1979 (10-2); 1980 (16-16); 1981 (16-16). Playoffs (3-2). TOTAL: 61-36.



RONNIE LEE

Tight End

86

6-3, 236
4th Year

Born Dec. 24, 1977 *56*

Baylor
(D3c, 1979)

He has asserted himself as the Dolphins' best blocking tight end at a three-deep position, and he could play larger role in passing game as a fourth-year pro . . . an intimidating blocker with a quick explosion, he has started 28 consecutive games including

all of 1981 . . . a rugged, mobile athlete who runs 40-yard dash in 4.8 seconds, he is only Dolphin lineman who covers 60-yard shuttle in less than 12 seconds . . . he caught career-high 14 passes in 1981 and snagged seven-yard touchdown pass in 27-10 victory over Baltimore . . . he showed signs of big-play ability by catching down-the-middle bombs for 38 and 34 yards in first two preseason games of 1981, but he suffered broken finger on right hand Aug. 26 and it hampered him much of the season . . . "We'd like to get the ball to Ronnie more on screens and short passes," Coach Don Shula says . . . he aided 1980 triumphs with a 4-yard pass for tying touchdown at Atlanta and 5-yard TD pass in comeback against New Orleans . . . both TDs were first-down calls by Bob Griese . . . Lee performed in goal-line offense and other double-TE situations as rookie in 1979 . . . he caught 21-yard TD pass in preseason victory at Minnesota when Dolphin four-year regular tight end Andre Tillman suffered broken leg . . . third-round draftee, 65th player in 1979 and third tight end behind Kellen Winslow (Chargers) and Dan Ross (Bengals).

COLLEGE, PERSONAL: A four-year starter at Baylor, he played in Senior Bowl, Hula Bowl, and East-West Shrine game . . . he caught 53 passes for 694 yards and five TDs in career, and he blocked for Dolphin fullback Steve Howell . . . he was Southwest Conference Freshman of Year in 1975 when he scored on 80-yard pass against Texas A&M . . . full name Ronald Van Lee, born Dec. 24, 1956 in Pine Bluff, Ark., he was teammate of Earl Campbell at John Tyler High in Tyler, Tex., in capturing state championship in 1973 . . . Lee was fullback as senior after Campbell graduated . . . he and wife Tessie live in Miami Lakes with their son LaWhalen (1-7-76) and daughter Rhonnie (6-22-81) . . . he collects cowboy hats (size 7 3/8) and wears ostrich-skin boots as a transplanted Texan . . . he is studying musical composition with hopes for a singing career after football, and his aunt, Drewella Lee Jones, is a well-known gospel singer.

LEE'S STATISTICS

	G-S	No.	Yds.	Avg.	Long	TD
1979	16-2	2	14	7.0	10	0
1980	16-13	7	83	11.9	41	2
1981	16-16	14	64	4.6	11	1
TOTALS	48-31	23	161	7.0	41	3
Playoffs	2-1	0	0	0.0	0	0

Additional—Fumbles/Lost: none in 1979, 1980 and 1981.



DON McNEAL

Cornerback

28

5-11½, 192
3rd Year

Alabama
(D1, 1980)

Born May 6, 1958

With his remarkable speed and ferocious tackling, he has made a big impact in Dolphins' secondary and performed with All-Pro potential . . . a swift 4.5 seconds in 40-yard dash, he can defuse an opponent's bomb threat with his tenacious coverage . . . he proved his toughness in 1981 playoff against San Diego when he played three weeks after fracturing his right forearm, held together by a steel pin and protected by a cast . . . he took charge at left cornerback as rookie in 1980 and started first 13 games before succumbing to injuries . . . he missed three starts in 1981 with torn hamstring and one more start after breaking arm while tackling Kansas City's Joe Delaney in 15th game . . . a unanimous NFL All-Rookie selection, he became the first rookie ever honored by South Florida media as outstanding defensive back . . . a crackling hitter, he has participated in 79 and 59 tackles in two seasons and has broken up 33 passes . . . he led Dolphins with five interceptions in 1980 before he sustained broken left wrist and torn ligaments in right thumb at Pittsburgh

. . . he had no interceptions in 1981—a statistic which may be a record for its freakish nature . . . his first NFL start featured three takeaways—a leaping interception, a tipped pass which Kim Bokamper intercepted, and a forced fumble which Vern Den Herder recovered . . . he had two interceptions in 1980 loss at New England . . . he and safety Mike Kozlowski lead Dolphin veterans in vertical leap at 36 inches . . . first-round draftee, 21st player in 1980 and fourth defensive back behind Mark Haynes (Giants), Roland James (Patriots) and Johnnie Johnson (Rams) . . . he earned Tommy Fitzgerald Memorial Award as outstanding rookie in training camp . . . drafting McNeal marked first time Dolphins ever chose a defensive back in first round.

COLLEGE, PERSONAL: He earned All-American honors and helped Alabama to 21 consecutive victories and national championships in 1978 and 1979 . . . three-year starter for Crimson Tide with 97 tackles (68 unassisted) and seven interceptions in career, and he broke up 29 passes . . . his goal-line tackle of Penn State receiver Scott Fitzkee preserved a 14-7 victory for national title in 1979 Sugar Bowl . . . Alabama won three straight Sugar Bowls including Ohio State, 35-6; Penn State and Arkansas, 24-9 . . . McNeal blocked two punts as junior . . . full name Donald McNeal (no middle name), born May 6, 1958 in Altmore, Ala., he is next-youngest of 10 children raised by his father Henry after McNeal's mother died in 1964 . . . he was MVP in football and baseball at Escambia County High and he helped Blue Devils win Class 3A state championship in 1974 . . . he majored in social welfare . . . bachelor lives in Miami and has worked in educational program for children of migrant workers in South Dade fields.

McNEAL'S STATISTICS

	G-S	Tack.	Asst.	Total	Opp. Fum.	Int.	Yds.	LG
1980	13-13	56	23	79	1	5	17	15
1981	12-12	44	15	59	1	0	0	0
TOTALS	25-25	100	38	138	2	5	17	15
Playoffs	1-0	0	1	1	0	0	0	0

Additional—Passes Defensed: 17 in 1980, 16 in 1981 for total of 33.
Forced Fumbles: 1 in 1980, 1 in 1981 for total of 2.
Playoffs—Passes Defensed: 2 vs. San Diego, 1-2-82.



NAT MOORE

Wide Receiver

89

5-9, 188
9th Year

Florida
(D3, 1974)

Born Sept. 19, 1951

His uncanny moves and quick acceleration have enabled him to amass 47 touchdown catches—a Dolphin record which could endure another decade . . . a veritable pickpocket near the goal line, he thrived on quick-slant patterns in unison with Bob Griese for 6½ seasons . . . Moore celebrated topping the 5,000-yard milestone Oct. 4, 1981 by snatching seven passes for a record 210 yards in 28-28 tie with the New York Jets . . . all seven completions were launched by Don Strock including two TDs and long gains of 45, 47 and 52 yards . . . he grabbed a league-leading 12 TD passes as an All-Pro in 1977 and he paced Dolphin receivers for six consecutive years (1974-79) while averaging 16.2 yards per catch . . . left knee and ankle injury suffered in seventh game of 1981 hampered him as he missed three games and had career-low 26 catches for 452 yards . . . he had cyst removed from knee Feb. 25 in first knee operation since 1974 . . . Miamian concluded 1981 with Dolphin career records of 331 receptions for 5,202 yards and 47 TDs, and his all-purpose yardage of 6,593 is within 900 yards of record by Mercury Morris (1969-75) . . . he has topped 100 yards receiving 10 times—two

fewer than Paul Warfield (1970-74) . . . he earned All-NFL honors from Associated Press and Pro Football Writers in 1977 and All-AFC recognition from three other selectors . . . his most memorable performance was three-TD spectacular Sept. 25, 1977 at San Francisco when he scored 32-yard screen pass as halfback, 19-yard run on flanker reverse and 73-yard bomb after faking curl pattern and doing takeoff . . . he missed entire 1979 preseason when he suffered a hairline fracture of transverse process during scrimmage with New Orleans . . . he recovered quickly to produce 5-121 and 8-127 efforts in late September, and he caught a TD pass in six of Dolphins' eight victories in 1980 plus 33-yard reception that set up a winning field goal . . . his only long absence with injury was last five games of 1976 with broken left leg . . . third-round draftee, 78th player in 1974 . . . he won Tommy Fitzgerald Memorial Award as outstanding rookie in training camp when he grabbed TD passes of 73 and 67 yards in first Dolphin preseason game . . . he was fifth-round choice of Jacksonville Sharks in short-lived World Football League.

COLLEGE, PERSONAL: He was gamebreaker in 1972 as Florida junior by rushing for 845 yards and catching 25 passes for another 351 yards . . . injuries slowed him as a senior, and after Dolphins drafted him, he underwent knee surgery in 1974 . . . he had been freshman dropout at Tennessee-Martin and had played basketball at Miami-Dade Community College South where coached touted him to Florida . . . full name Nathaniel Moore (no middle name), born Sept. 19, 1951 in Tallahassee, he was raised in Miami and starred as All-City running back at Edison High in 1968 . . . he and wife Patricia live in North Miami with daughters Trellanee (3-30-70) and Natalie (11-3-77) . . . he is producer of "Jimmy G. International DJ's" for disco parties . . . he and former teammate Larry Little, now athletic director at Edison High, opened Superstars Rollertheque, a roller-skating disco, in 1981.

MOORE'S STATISTICS

	G-S	RUSHING					RECEIVING			
		Att.	Yds.	Avg.	LG	TD	No.	Yds.	LG	TD
1974	13-7	3	16	15	0	37	605	16.4	48	2
1975	14-14	8	69	36	0	40	705	17.6	79t	4
1976	9-9	4	35	21	0	33	625	18.9	67t	4
1977	14-14	14	89	24	1	52	765	14.7	73t	12
1978	16-15	4	-3	3	0	48	646	13.5	47	10
1979	16-14	3	22	18	0	48	840	17.5	53	6
1980	16-16	1	3	3	0	47	564	12.0	33	7
1981	13-11	1	3	3	0	26	452	17.4	52	2
*TOTALS	111-100	38	234	39	1	331	5202	15.7	79t	47
Playoffs	4-4	1	7	7	0	9	161	17.9	40	0

(100-yard games; 1975-2; 1976-2; 1977-2; 1979-3. Total 9)
(200-Yard Game: 7 for 210, 10-4-81 vs. NY Jets)

Additional—Fumbles/Lost: 1/1 in 1974, 1/0 in 1975, 1/1 in 1976, none in 1977, 1/0 in 1978, 1/0 in 1979, 1/1 in 1980 and none in 1981 for totals 6/3. Recovered Dolphin Fumble: one in 1974, 1975 and 1977, two in 1979 and one in 1980 for total of 6. Passing: 1 for 1, 31 yards, 11-24-74 at NY Jets; 0 for 1, 9-21-80 at Atlanta.

MOORE'S SINGLE-GAME HIGHS

Receptions 8 for 127 yards (9-30-79 at N.Y. Jets)
Receiving Yards 210 on 7 catches (10-4-81 vs. N.Y. Jets)
Longest Reception 79-yard touchdown (11-2-75 at Chicago)
*TDs Receiving 3 (11-24-77 at St. Louis) 4, 9, 28
*also scored 3 TDs including reverse 9-25-77 at San Francisco

The only player for whom the Dolphins received trade value TWICE was quarterback John Stofa. He was traded Dec. 26, 1967 to Cincinnati for first-round and second-round draft choices in 1968, and Stofa returned to the Dolphins in 1969. He was traded again Nov. 23, 1971 to Denver for a seventh-round draft choice.



TONY NATHAN

Running Back

22

6-0, 206

Alabama

4th Year

(D3a, 1979)

Born Dec. 14, 1956

He emits sparks for Dolphins' offense with his elusive running and exceptional pass receiving . . . he has developed into one of the finest all-around halfbacks in NFL, and his productive 1981 season earned him Most Valuable Player honor from South Florida media . . . Coach Don Shula says, "The more you think about it, the more you marvel at the way he responds to everything we ask him to do" . . . Nathan accumulated 1,234 yards in his third Dolphin season, and he paced the rushing attack with 782 yards on 147 carries . . . he led NFL with 5.3 yards per carry . . . he became first player in Dolphin history to catch 50 passes in consecutive seasons when he grabbed 50 for 452 yards and three touchdowns . . . he had paced Miami receivers in 1980 with 57 catches for 588 yards and five TDs, shattering club record for a running back set by Jim Kiick (42 for 497 yards, no TDs in 1970) . . . his run-catch total of 1,234 yards was second-highest on all-time Dolphin list . . . he flashed game-breaking ability as a rookie in 1979 when he eclipsed Dolphin record for all-purpose yardage with 1,603 yards including kick returns . . . he registered his first 100-yard game Dec. 6, 1981 with 119 yards on 17 carries in triumph over New England, and he collected 98 yards against Washington in 1981 and 97 yards against New York Jets in 1980 finale . . . he fueled Dolphin comeback in 1981 playoff against San Diego with 162 total yards (48 rushing, 114 receiving) and two touchdowns, and his nine receptions represented career high . . . he collaborated with Duriel Harris on memorable 40-yard flea-flicker touchdown pass in 1981 playoff against San Diego when Nathan took lateral and fled final 25 yards to end zone . . . Nathan also sparked 30-10 rout of Pittsburgh with 161 total yards (77 rushing, 84 receiving) . . . he missed AFC East title game against Buffalo with sprained right knee and was sidelined two games with sore ribs in early 1981 . . . he breathed life into Dolphin offense at midseason 1980 when, in his first four NFL starts, he snagged 27 passes for 268 yards and three TDs . . . he was named All-NFL kick returner by Associated Press in 1979 after topping 1,000 yards on kickoff returns and leading AFC with 10.9-yards average on punt returns (28 for 306) . . . All-AFC punt returner by

NATHAN'S STATISTICS

	G-S	RUSHING					RECEIVING			
		Att.	Yds.	Avg.	LG	TD	No.	Yds.	LG	TD
1979	16-0	16	68	4.2	18	0	17	213	35	2
1980	16-6	60	327	5.5	18	1	57	588	61	5
1981	13-11	147	782	5.3	46	5	50	452	31	3
TOTALS	45-17	223	1177	5.3	46	6	124	1253	61	10
Playoffs	2-1	14	48	3.4	12t	1	12	141*	27	1

*includes 25t with lateral from Duriel Harris, 1-2-82 vs. San Diego

Additional—Fumbles/Lost: 8/5 in 1979, 9/5 in 1980 and 2/2 in 1981 for totals of 19/12. Recovered Dolphin Fumble: one in 1980, 2 in 1981. Passing: 0 for 1, 11-9-80 at Los Angeles, and 0 for 1, 11-30-81 vs. Philadelphia

NATHAN'S SINGLE-GAME HIGHS

Rushing Yards 119 on 17 carries (12-6-81 vs. New England)
Rushing Attempts 18 for 97 yards (12-20-80 vs. NY Jets)
Longest Run 46 yards (9-6-81 at St. Louis)
Pass Receptions 9 for 114 yards (1-2-82 vs. San Diego)
Receiving Yards 118 on 7 catches (9-28-80 vs. New Orleans)
Longest Reception 61 yards (11-20-80 vs. San Diego)
Combined Yards 161 (9-10-81 vs. Pittsburgh) 77 and 84

Sporting News, he set Dolphin record with 86-yard TD return Oct. 14, 1979 in victory over Buffalo although mark was topped two years later by Tom Vigorito (87 yards) . . . he inherited No. 22 jersey which belonged to Mercury Morris (1969-75), who ranks second on Dolphins' all-time rushing chart . . . third-round draftee, 61st player in 1979 and 10th running back.

COLLEGE, PERSONAL: He capped a splendid Alabama career by rushing 127 yards on 21 carries as the Crimson Tide edged Penn State, 14-7, for national championship in 1979 Sugar Bowl . . . Nathan gained 1,997 yards on 310 carries—an impressive 6.4-yard average—and scored 29 touchdowns (15 as junior) over four seasons . . . he had six 100-yard games, and he netted 642 yards and 770 yards in final two years when Alabama posted consecutive 11-1 records . . . he played in Senior Bowl and Hula Bowl . . . full name Tony Curtis Nathan, born Dec. 14, 1956 in Birmingham, Ala., he starred in basketball and football at Woodlawn High . . . he and wife Johnnie (married 6-16-79) live in Miami with daughter Nikki (7-9-80) . . . he worked with two summer football camps in Alabama in 1982.



ED NEWMAN

Guard

64

6-2, 255
10th Year
Born June 4, 1951

Duke
(D6, 1973)

He crossed the threshold of All-Pro recognition in 1981 long after establishing himself as a hammering force in the Dolphins' offensive line . . . he has the muscle, mobility and mental toughness for combat in the trenches, and his leadership of younger linemen was a crucial ingredient in AFC East ascent . . . he was named to the Pro Bowl and emerged from the giant shadows of Super Bowl guards Larry Little and Bob Kuechenberg . . . Associated Press and Newspaper Enterprise Association gave him All-NFL second-team honors . . . he became a full-time starter in his sixth season (1978) and has logged 50 consecutive starts (27 in a row at right guard) over the past three seasons . . . he has title of all-time strongest Dolphin with 510 pounds in bench press, and he can do more than 10 repetitions of 400 pounds . . . he has 75 career starts with 38 at left guard and 37 at right guard, and he had Kuechenberg alongside him at left tackle in 1978 and 1979 . . . his last three starts at left guard occurred in 4th through 6th games of 1980, then he switched to right guard permanently when injury forced retirement of Larry Little . . . he started once as a rookie in 1973 finale when Little rested sore shoulder, and Dolphins earned dividends on what Newman once called "an overpriced insurance policy" when he started four games at LG in 1974, then four games at each guard position in 1976 as injuries forced adjustments . . . he had played in 83 consecutive games and started 5th through 12th games in 1978 but he tore ligaments in left knee and was idled the rest of the season . . . his obsession for superb conditioning sprang from his courageous victory over cancer when malignant tumor on thyroid gland required two throat operations in January 1975 . . . a tough regimen of weightlifting, bicycling and swimming restored his strength . . . "I'm no medical hero," he maintains, "but I think people can overcome problems with determination" . . . sixth-round draftee, 156th player in 1973 . . . Dolphins went through four drafts (1974-77) without finding more help in offensive line.

Buffalo nose tackle Fred Smerlas on center Mark Dennard

He jumps around, crawls in front of you, drives you crazy with his flexibility and fight.

COLLEGE, PERSONAL: An All-Atlantic Coast Conference guard and defensive tackle at Duke, he twice won the ACC heavyweight wrestling crown . . . B.S. in psychology . . . full name Edward Kenneth Newman, born June 4, 1951 in New York, he starred at Syosset High on Long Island . . . he and wife Cathy (married 1-23-77) live in Miami with their daughters Stephani (3-26-79) and Holly (4-29-82) . . . he has a cat named "Monte Clark" after his first Dolphin offensive line coach . . . he did TV promotional spot for United Way in 1980 and has promoted blood drive for South Florida Blood Service for past two years . . . he opened Ed Newman's Fitness Center in North Miami in 1981.

Games/Starts—1973 (11-1); 1974 (14-4); 1975 (14-0); 1976 (14-8); 1977 (14-3); 1978 (12-9); 1979 (16-16); 1980 (16-16); 1981 (16-16). Playoffs (6-2). TOTAL: 133-75.



TOM OROSZ

Punter

3

6-1, 204
2nd Year
Born Sept. 26, 1959

Ohio State
(FA, 1981)

A bonus for the Dolphins in the "13th round" of the draft, he provided an excellent 40.8-yard average and dependability as a rookie punter in 1981 . . . free-agent find was retained in competition with veteran George Roberts largely because Orosz got away his right-footed kicks after taking two steps rather than three by Roberts, thus reducing the chance of blocked punts which occurred twice in 1980 . . . Orosz was called upon a Dolphin-record 83 times to punt, and his kicks distanced 3,386 yards with 21 of them terminating inside the 20-yard line . . . he ranked fifth in NFL in pinning an opponent inside its 20-yard line, and his 34.7-yard *net* punting average ranked 14th . . . his most effective punting came Nov. 22 at New York Jets when he averaged 43.8 yards on seven punts and had a *net* average of 41.4 yards . . . he spoiled Shula Bowl I in Baltimore when Colts rookie David Shula was returning punts because Orosz's first two punts went out of bounds at the one- and two-yard lines, his third bounced into the end zone and his fourth went out of bounds at the 15 . . . he fooled Kansas City Chiefs on fake punt Dec. 13 and he ran 13 yards for first down on a drive to go-ahead field goal in 17-7 triumph . . . he learned two-step punting from kicking expert Ray Pelfrey at a Wilmington, Ohio, camp in June 1981 . . . he picked Miami over offer from Tampa Bay.


COLLEGE, PERSONAL: A former quarterback at Harding High in Fairport Harbor, Ohio, he was a reliable punter for three seasons at Ohio State and set a Buckeye record with a 72-yard punt in 1978 opener against Penn State . . . he averaged 43.7 and 41.5 and 40.8 yards for Buckeyes and had career totals of 162 punts for 6,767 yards and 40.8 yards for Buckeyes and had career totals of 162 punts for 6,767 yards and 41.2-yard average . . . as a senior he had 65 punts for 2,653 yards, both Ohio State records . . . full name Thomas Paul Orosz, born Sept. 26, 1959 in Painesville, Ohio, he was a four-year letterman in three sports at Harding High . . . he was Class A all-state quarterback and he cleared 6'6" in high jump and sailed 21 feet in long jump . . . B.S. in industrial technology . . . he was the 1969 national champion (10-year-old) in the Punt, Pass & Kick competition.

OROSZ'S STATISTICS

	G	No.	Yds.	Avg.	TB	In 20	LG	Blk.	FC	Net
1981	16	83	3386	40.8	11	21	61	0	9	34.7
Playoffs	1	5	210	42.0	1	0	45	0	1	25.2

Additional—Opponent Returns: 45-286, avg. 6.4, long 22 in 1981. Rushing: 13-yard run for first down, 12-13-81 at Kansas City.

Playoffs—Opponent Returns: 2-64, avg. 32.0, lon 56t, 1-2-82 vs. San Diego.



KEN POOLE

Defensive End

78

6-3, 251 Northeast Louisiana
2nd Year (D5a, 1981)
Born Oct. 20, 1958

A potentially strong pass-rusher, he possesses good quickness and fine strength . . . as Dolphin rookie, he contributed 12 tackles (10 initial hits) while playing on special teams . . . fastest defensive lineman on Dolphins' roster, he covers 40-yard dash in 4.8 seconds . . . he bench presses 350 pounds . . . he has great acceleration and pursuit, and he started 1981 preseason finale against Kansas City and sacked quarterback Bill Kenney . . . he was backup at defensive end but also learned techniques at nose tackle behind Bob Baumhower . . . fifth-round draftee, 126th player in 1981.

COLLEGE, PERSONAL: He blossomed as Northeast Louisiana senior when he led Indians to 7-4 record with 104 tackles (62 initial hits), the highest total by a lineman in 13 years . . . he set record with 20 tackles behind the line of scrimmage for 92 yards in losses . . . he was named to the All-Louisiana team picked by writers covering the state's 11 major schools . . . he collected 15 tackles and three quarterback sacks plus a fumble recovery in 1980 triumph over Arkansas State . . . he had more scholarship offers for basketball but chose NE Louisiana and played under Coach John David Crow . . . full name Kenneth Dawayne Poole, born Oct. 20, 1958 in Hermitage, Ark., he was tight end at Hermitage High and played in state all-star basketball game . . . he and wife Sheila live in Hermitage, Ark.



STEVE POTTER

Linebacker

54

6-3, 235 Virginia
2nd Year (FA, 1981)
Born Nov. 6, 1957

A rangy, hard-hitting linebacker, he earned a place on 1981 Dolphins' roster as free agent with his outstanding play on special teams . . . he served as backup to inside linebackers Earnie Rhone and A.J. Duhe, but starters never missed playing time . . . Potter took part in 17 tackles (14 initial hits) and was always around the football on kickoff and punt coverage . . . his biggest hit came in final minute of Dolphins' 13-10 victory over Philadelphia when he jarred the ball loose from Eagles' punt returner Wally Henry and Miami teammate Joe Rose recovered . . . "He kept coming and ran through a couple of blockers," special teams coach Steve Crosby described Potter's big play . . . Crosby rated it the No. 2 special teams play of the year, ranking behind 87-yard punt return touchdown by Potter's college teammate Tom Vigorito . . . he was one of 13 linebackers in Dolphin training camp and six survived final cut . . . he had free-agent tryout with Oakland in 1980 but was released on final cut by eventual Super Bowl champions.

COLLEGE, PERSONAL: A senior co-captain for Virginia's first winning team in a decade, he earned All-Atlantic Coast Conference honors in 1979 . . . he led Cavaliers (6-5) with 68 tackles as a senior, and he had career total of 226 tackles as four-year starter at defensive end . . . Richmond Touchdown Club named him Defensive Player of Year for all colleges in the state . . . full name Stephen John Potter, born Nov. 6, 1957 in Bradford, Pa., he was three-sport captain at Fairview High in Erie, Pa. . . . B.S. in marketing.



EARNIE RHONE

Linebacker

55

6-2, 224 Henderson, Ark.
7th Year (FA, 1975)
Born Aug. 20, 1953

He galvanized a stout Dolphin defense that wrested the AFC East title by permitting only four touchdowns in a four-game sweep to end 1981 . . . an exceptionally quick and sure tackler, he took charge in his first full season as a starter and led the Dolphins with 171 tackles (120 initial hits) . . . he earned outstanding linebacker honor from South Florida media, and he was first recipient of the "Rusty Chambers 110 Percent Award" given by Broward Dolphins Booster Club in honor of Rhone's late teammate . . . he collected 15 tackles in season-opening victory at St. Louis but suffered cracked rib and wore flak jacket for protection thereafter . . . his goal-line interception aided triumph at Baltimore . . . he set a Dolphin record for quarterback sacks by a linebacker when he dumped New York Jets' Richard Todd three times for 26 yards in losses Nov. 22, 1981 . . . he earned game ball in next outing with 10 tackles as Dolphins limited defending NFC champion Philadelphia to 216 total yards . . . "Our most consistent player defensively," Coach Don Shula says. "You feel good about a guy being able to accomplish what he has after he has put so much into it" . . . he leads Dolphin linebackers at 380 pounds in bench press . . . he had been a mainstay in Dolphins' pass defense (1978-80) by playing all long-yardage situations after overcoming injury setbacks with surgery on both knees in 1976 and 1977 . . . he had 78 tackles (45 initial hits) in 1979 with interceptions in early triumphs over Buffalo and Seattle, and one of his three pass thefts in 1980 came with 1:13 remaining in 21-16 win over New Orleans . . . he was awarded game ball Oct. 28, 1979 by playing despite personal tragedy, learning of accidental shooting death of his father in Arkansas hometown . . . an inspiration to rookie free agents, he was overlooked in 17-round draft in 1975 but made Dolphin roster with his rousing tackles . . . he played extensively at weakside LB in last four games of 1975 and produced 15 tackles (10 initial hits) in victory over Buffalo . . . he first rehabilitated right knee after tearing ligaments in 1976 preseason, but then he damaged ligaments in left knee in fourth game of 1977 and spent another year on injured reserve . . . he has missed only two games in the Dolphins' last 66 games, being idled by a pulled hamstring to start 1980 season.

COLLEGE, PERSONAL: He was an NAIA All-American at Henderson State in Arkadelphia, Ark., in 1974 when the Reddies were national runnersup to Texas A&I . . . he was a walk-on in college as well as in the NFL . . . full name Earnest Calvin Rhone, born Aug. 20, 1953 in Ogden, Ark., he played at Rankin Street High in Ashdown, Ark. . . . bachelor lives in Miami Lakes.

RHONE'S STATISTICS

	G-S	Tack.	Asst.	Total	Opp. Fum.	QB Sack	Int.	Yds.
1975	14-4	41	29	70	—	1	2	2
1976				(INJURED RESERVE)				
1977	4-0	4	2	6	—	0	0	0
1978	16-2	25	21	46	—	0	2	4
1979	16-0	45	33	78	1	0	2	17
1980	14-1	45	21	66	0	1	3	33
1981	16-16	120	51	171	1	6	3	35
TOTALS	80-23	280	157	437	2	8	12	91
Playoffs	3-1	11	5	16	1	0	0	0

Additional—Passes Defensed: 2 in 1978, 5 in 1979, 3 in 1980 and 9 in 1981 for total of 19. Forced Fumbles: one in 1978, one in 1981.

Playoffs—Recovered Opponent Fumble, 12-24-78 vs. Houston.

Rookie of Year by South Florida media and also won Tommy Fitzgerald Memorial Award as outstanding rookie in 1978 training camp . . . fourth-round draftee, 93rd player in 1978.

COLLEGE, PERSONAL: He had 12 career interceptions for 239 yards (19.9-yard average) at San Jose State, but a separated left shoulder sidelined him for five games as a senior and may have knocked him from first-round consideration in draft . . . he snatched seven passes for 104 yards and two TDs as sophomore, and Spartans were 9-2 in 1975 when Small and Dolphin defensive end Kim Bokamper were teammates . . . three-time All-Pacific Coast Athletic Association choice, he played in Senior Bowl and East-West Shrine game . . . full name Gerald David Small, born Aug. 10, 1956 in Washington, N.C., he was quarterback at Desert High, Edwards Air Force Base, Ca. . . he and placekicker Uwe von Schamann are only Dolphins who grew up an only child . . . bachelor lives in Atlanta.

SMALL'S STATISTICS

	G-S	Tack.	Asst.	Total	Opp. Fum.	Int.	Yds.	LG
1978	16-4	25	8	33	2	4	157	46†
1979	16-16	24	10	34	0	5	74	40
1980	16-16	24	15	39	0	7	46	22
1981	16-16	26	15	41	2	0	0	0
TOTALS	64-52	99	48	147	4	16	277	46†
Playoffs	2-2	11	3	14	0	0*	22	22

*22 yards with lateral from Lyle Blackwood, 1-2-82 vs. San Diego
 †Additional—Recovered Dolphin Fumble 1978 and 1980. Passes Defensed: 5 in 1978, 11 in 1979, 19 in 1980 and 23 in 1981 for total of 58. Forced Fumble in 1979.
 ‡Touchdown—Interception Return, 46 yards, 12-10-78 vs. Oakland.



DWIGHT STEPHENSON

Center 57

6-2½, 255
 3rd Year
 Born Nov. 20, 1957
 Alabama
 (D2, 1980)

An exceptionally quick blocker with an explosive charge off the snap, he anchored the Dolphins' offensive line in the 1981 stretch run to an AFC East title . . . he got starting assignment in 12th game after regular center Mark Dennard suffered torn calf muscle, and Stephenson immediately meshed with his linemates . . . he started final five games of regular season when Dolphins posted 4-1 record, and his contribution was an important part of championship drive . . . he will challenge Dennard for starting job while also learning guard position in preseason . . . he started at right tackle in second game of 1981 preseason when injury sidelined Eric Laakso . . . a quiet, intense player, he was the subject of Diary of a Rookie in a Fort Lauderdale newspaper during 1980 training camp when he roomed with No. 1 draftee, and Alabama teammate Don McNeal . . . Alabama civil war develops in Dolphin scrimmages when Stephenson is blocking for Tony Nathan in head-to-head combat with nose tackle Bob Baumhower . . . second-round draftee 48th player in 1980 and third center behind Jim Richter (Bills) and Ray Donaldson (Colts), all three drafted into AFC East.

COLLEGE, PERSONAL: A three-time All-Southeastern Conference center, he helped carry Alabama to 21 straight victories and national titles in 1978 and 1979 . . . he earned Football News first-team All-America honors and second-team recognition by AP and UPI . . . he was rated by Coach Paul (Bear) Bryant as finest center he ever coached . . . Crimson Tide won three consecutive Sugar Bowls over Ohio State, Penn State and Arkansas . . . he played in Senior Bowl and East-West Shrine game . . . full name Dwight Eugene Stephenson, born Nov. 20, 1957 in Murfreesboro, N.C., and raised in Hampton, Va.,

where he won all-state honors as center and defensive tackle for state champion Hampton High in 1975 . . . majored in social welfare . . . next-to-oldest of seven children . . . he and wife Dinah live in Hampton, Va., with their daughter Marshea (7-15-80).

Games/Starts—1980 (16-0); 1981 (16-5). Playoffs (1-0). TOTAL: 33-5.



DON STROCK

Quarterback

10

6-5, 220
 9th Year
 Born Nov. 27, 1950
 Virginia Tech
 (D5, 1973)

An astute, proficient passer on a par with NFL starting quarterbacks, he nevertheless has earned the appellation "finest reliever" in pro football . . . he lifted the Dolphins to an AFC East title in 1981 with some outstanding relief work in victories over Houston, Philadelphia and Kansas City—all as a prelude to the finest passing display in Dolphin history when he riddled San Diego for 403 yards in a 41-38 playoff defeat . . . Strock came off bench in second quarter with a 24-point deficit facing him, and he ignited a furious rally with four touchdown passes . . . Dolphins wrested a 38-31 lead but lost in overtime after a crucial fumble and two missed field-goal attempts . . . Strock completed a Dolphin-record 29 passes in 43 attempts, and he became only the third quarterback in club history to throw four TD passes in a game . . . he replaced starter David Woodley five times (once due to injury) and Strock had one start at Buffalo in 1981 . . . he flipped a fourth-down, 14-yard TD pass to Duriel Harris in a 13-10 triumph over Philadelphia, and Strock played the second half at Houston and Kansas City with the Dolphins having led at halftime . . . he completed 7 of 10 passes including a three-yard TD to rookie Andra Franklin in overtaking Houston, 16-10 . . . Strock has started 18 games among the 82 in his career, serving the last four seasons as the holder for place kicks . . . he possesses the confidence and experience to direct a high-powered passing game, and he will contend for starting job while younger Woodley learns the craft . . . Strock demonstrated great potential in 1978 and 1979, and even rallied Dolphins from a nine-point deficit in final minutes for 17-16 triumph over Cincinnati in 1980 . . . he played the equivalent of 3½ games in 1979 and produced 109 points—31.1 points per game—and he propelled the Dolphins to 5-2 start in 1978 by drilling 10 touchdown passes and completing 65 of 125 passes in those first 6½ games . . . he owns a 12-8 career mark as "pitcher of record" since 1975 . . . he suffered slight concussion at New England (6th game) in 1980 and played only the second half at Oakland (9th game) the rest of season . . . he became a free agent after both the 1979 and 1980 seasons . . . he completed Dolphin-record 26 passes in 41 attempts and netted 322 yards in 1979 final against New York Jets only to lose on last-minute fumble 27-24 . . . he directed 13-play, 76-yard touchdown drive after relieving Bob Griese in 1979 playoff loss at Pittsburgh . . . he acquired duty as holder for place kicks in 1978 and he flipped a seven-yard TD pass to Vern Den Herder on fake field-goal attempt Oct. 29, 1978 against Baltimore . . . his first NFL start was Dec. 7, 1975 when injuries sidelined Griese and Earl Morrall, and Strock pegged 11 straight completions in 12-of-15 firing including two TDs in 31-21 conquest of Buffalo . . . fifth-round draftee, 111th player in 1973, seventh quarterback behind Bert Jones (Colts), Gary Huff (Bears), Gary Keithley (Cardinals), Dan Fouts (Chargers), Ron Jaworski (Rams) and Randy Mattingly (Browns) . . . he spent 1973 season on taxi squad and was No. 3 quarterback (1974-76) until Earl Morrall's retirement.

COLLEGE, PERSONAL: He led the nation in passing in 1972 at

Virginia Tech, completing 228 of 427 passes (51 percent) for 3,243 yards and 16 touchdowns . . . he passed for an amazing 527 yards against Houston, hitting 34 of 53 passes, and he was voted outstanding offensive player in Blue-Grey game . . . B.S. in distributive education . . . full name Donald Joseph Stroch, born Nov. 27, 1950 in Pottstown, Pa., where he starred at Owen J. Roberts High . . . he and wife Debby (married 2-17-79) live in Miami Springs, and they have been active in fund-raising efforts for Ronald House project in South Florida.

STROCK'S STARTING CALLS

1975	Att.	Comp.	Yds.	Pct.	TD	Int.	Long	Tkld.
W -Buffalo	15	12	99	80.0	2	0	17	0/0
L - at Baltimore	18	7	90	38.9	0	1	25	1/11
Denver	6	4	20	66.7	0	0	14	2/18
1976								
W- Buffalo	22	11	219	50.0	2	1	53t	1/12
1978								
L- at New York Jets	23	10	108	43.5	1	2	24	1/12
W- at Baltimore	20	13	151	65.0	3	0	57	2/15
W- Buffalo	14	7	97	50.0	1	0	37	1/9
L- at Philadelphia	17	6	76	35.3	0	3	22	2/15
W- St. Louis	21	12	144	57.1	2	1	46t	0/0
W- Cincinnati	20	12	134	60.0	2	0	34	1/4
*W- at San Diego	10	5	33	50.0	1	0	19	1/9
1979								
W- Chicago	17	12	207	70.6	0	0	53	1/11
* at Baltimore	6	3	50	50.0	1	0	29t	0/0
* New England	12	3	62	25.0	0	2	30	1/11
L- New York Jets	41	26	322	63.4	1	2	38	0/0
1980								
* at Atlanta	21	10	75	47.6	0	0	17	1/11
*L- at New England	7	3	16	42.9	0	2	7	1/5
1981								
L- at Buffalo	44	26	245	59.1	1	4	22	2/20

*Relieved at halftime trailing Denver, 0-10; leading San Diego, 21-7; trailing New England, 13-17; injured at Baltimore, 7-7, in second quarter; trailing Atlanta, 3-7; late in second quarter; injured at New England, 0-10 in second quarter.

STROCK'S STATISTICS

G-S	Att.	Comp.	Yds.	Pct.	TD	Int.	Long	Tkld.
1973								
1974	1-0	0	0	0	0	0	—	0/0
1975	6-3	45	26	230	57.8	2	25	3/29
1976	4-1	4	21	359	44.7	3	53t	4/41
1977	4-0	4	2	12	50.0	0	1	9
1978	16-7	135	72	825	53.3	12	6	57
1979	16-4	100	56	830	56.0	6	6	53
1980	16-2	62	30	313	48.4	1	5	33
1981	16-1	130	79	901	60.1	6	8	52
TOTALS	79-18	523	286	3470	54.7	30	30	57
Playoffs	3-0	59	38	551	64.4	4	3	50t

Additional—Rushing: 1-(-7) in 1974; 6-38, long 18, one TD in 1975; 2-13, long 11, one TD in 1976; 10-23, long 12 in 1978; 3-18, long 11 in 1979; 1-(-3) in 1980; 14-(-26), long 9 in 1981. Totals: 37-56, average 1.5, long 18, 2 TDs. Fumbles/Lost: 1/0 in 1975, 1/0 in 1976, 3/2 in 1978, 3/2 in 1979 and 1/0 in 1980 for totals of 9/5.

STROCK'S SINGLE-GAME HIGHS

Pass Attempts 44 (10-12-81 at Buffalo) completed 26
 Pass Completions 29 (1-2-82 vs. San Diego) attempted 43
 Passing Yards (Gross) 403 (1-2-82 vs. San Diego)
 Passing Yards (Net) 403 (1-2-82 vs. San Diego)
 Longest Completion 57 yards, L. Harris (9-10-78 at Baltimore)
 Best Percentage 80.0 (12-7-75 vs. Buffalo) 12 of 15
 Touchdown Passes 4 (1-2-82 vs. San Diego) 1, 40, 15, 50
 Interceptions 4 (10-12-81 at Buffalo) 26 of 44



ED TAYLOR

Cornerback

45

6-0, 175
 8th Year
 Born May 13, 1953

Memphis St.
 (FA, 1979)

He lends experience and versatility to Dolphin secondary in his utility role for the past three seasons . . . he can help at cornerback or safety, and he has started five games (three in 1980, two in 1981) for injured Don McNeal at left cornerback . . . Taylor faces comeback battle after undergoing surgery for torn ligaments in left knee which placed him on injured reserve for final 10 games of 1981 . . . a willing tackler despite his smallish size—only Dolphin player under 180 pounds . . . he collected 12 tackles (10 initial hits) in his first Dolphin start in 1980, an upset of New England in overtime, and in next game, his 44-yard interception return sealed triumph at Baltimore and earned one of the game balls . . . his interception at Miami 9-yard line marked start of Dolphin rally from 16-point deficit to 21-16 victory over New Orleans in 1980 . . . he served as "nickel" back for first four games of 1981 until McNeal suffered torn hamstring . . . Taylor returned an interception 28 yards for touchdown in 1981 preseason triumph at Minnesota . . . he had appeared in five games after signing as free agent Nov. 4, 1979 to replace injured Glenn Blackwood . . . he started all 30 games for New York Jets in 1977 and 1978 but lost his position to Don Dykes in 1979 and was waived Sept. 25 after fourth game . . . he was voted Jets' Rookie of Year in 1975 when he started nine games—five at strong safety, three at free safety and one at cornerback—and he became a regular at RCB in 1976 . . . he has more experience (55 career starts) than anyone in Dolphin secondary except Lyle Blackwood . . . Taylor wore No. 38 for Jets . . . ninth-round draftee, 224th player in 1975.

COLLEGE, PERSONAL: A three-year starter at Memphis State, he had eight career interceptions and blocked two punts . . . an outstanding sprinter on Tigers' NCAA championship 440-yard relay team which clocked 39.6 seconds in 1973 with Taylor running third leg . . . he set school record of 47.2 seconds in quarter-mile . . . his brother Cliff was running back at Chicago (1974) and Green Bay (1976) . . . full name Everett Earl Taylor, born May 13, 1953 in Memphis, Tenn., he starred at South Side High where he contributed to state champion 3:20.7 mile relay . . . he and wife Ava (married 5-16-76) live in Memphis with daughter Audrey (9-30-77) and son Scott (2-5-80)

TAYLOR'S STATISTICS

G-S	Tack.	Asst.	Total	Opp. Fum.	Int.	Yds.	LG
1975	14-9	(unavailable)		2	0	0	0
1976	11-11	32	26	58	0	2	22
1977	14-14	41	8	49	0	1	0
1978	16-16	38	27	65	0	2	0
*1979	9-0	3	1	4	0	0	0
1980	16-3	28	9	37	0	3	55
1981	6-2	6	5	11	0	0	0
TOTALS	86-55	148	76	224	2	8	77
Playoffs	1-0	1	0	1	0	0	0

*includes 4 games with New York Jets and 5 games with Miami

Additional—Kickoff Returns: 7 for 151 yards, avg. 21.6, long 36 in 1975. Passes Defensed: 11 in 1976, 9 in 1977, 4 in 1978, 6 in 1980 and 8 in 1981 for total of 38.

Jimmy Cefalo on the subject "Appearances are deceiving":
It seems that most defensive backs find it hard to believe that I'm as fast as I am. I hope they never believe it.



JEFF TOEWS

Guard

60

6-3, 255
4th Year

Washington
(D2, 1979)

Born Nov. 4, 1957

He put his apprentice skills on the line in 1981 and proved a valuable part of the Dolphins' offense . . . a very strong, thumping blocker, he had mastered most of the assignments and techniques of the guard position and had learned patience while waiting in the wings behind All-Pro guards Bob Kuechenberg and Ed Newman . . . Toews was thrust into starting lineup in November when Kuechenberg suffered badly sprained arch, and Dolphin offense scored 57 points in Toews' first two starts . . . burly Californian started seven of the last eight games—Dolphins were 6-1 in games he started at left guard . . . "I just praise the Lord that I kept a stiff upper lip or whatever for a long time, playing behind some good people," Toews says . . . he is heir apparent to Kuechenberg, who has Dolphin records for most games (179) and most starts (166) . . . Toews' only extensive action in first two seasons came in relief of injured Larry Little at right guard in fifth and sixth games of 1980, before permanent move by Ed Newman to RG . . . he was forced onto injured reserve list for final three games of 1980 with severely sprained right ankle . . . he bench presses 425 pounds in '400 Club' with linemates Newman, Kuechenberg and center Mark Dennard . . . his older brother Loren Toews was linebacker with Pittsburgh (1973-81) . . . second-round draftee, 53rd player in 1979.

COLLEGE, PERSONAL: A four-year starter at Washington, he gained All-American honors from Sporting News and second-team recognition from AP and UPI . . . he played guard for two seasons, then switched to tackle as Huskies fashioned 8-4 and 7-4 records including 1978 Rose Bowl victory over Michigan . . . he played in East-West Shrine game and Japan Bowl . . . majored in political science . . . full name Jeffrey Mark Toews, born Nov. 4, 1957 in San Jose, Ca., he starred at Del Mar High . . . name pronounced TAVES . . . he and wife Kathy (married 6-21-80) live in Pembroke Pines with their daughter Ashley (11-14-81) . . . he has organized a Wednesday night Bible study group among Dolphin players.

Games/Starts—1979 (11-0); 1980 (7-0); 1981 (9-7). Playoffs (none). TOTAL: 27-7.



TOM VIGORITO

Running Back

32

5-10, 197
2nd Year

Virginia
(D5b, 1981)

Born Oct. 23, 1959

He scooted into a prominent role in Dolphins' pass offense in 1981 and offered an electrifying punt return as a preamble in September . . . a fast and sure-handed rookie, he snagged a seven-yard touchdown pass for only TD in AFC East title victory over Buffalo . . . he also made spectacular over-the-shoulder catch of 31-yard TD in first NFL start and was awarded game ball in 31-28 victory at Baltimore . . . a versatile runner in the Tony Nathan mold, he finished with 33 receptions for 237 yards and 7.2-yard average . . . he stunned Pittsburgh with an 87-yard punt return for a TD in 30-10 rout of Steelers, and that erased previous Dolphin record of 86 yards set by Nathan in 1979 . . . Vigorito established Dolphin records for most punt returns (36) and most yards (379), erasing Jake Scott (33 for 346 yards) from

68

the book after 10 years . . . his average of 10.5 yards ranked fourth in AFC and ninth in league, and he was second in AFC in punt return yards . . . he caught 13 passes for 90 yards in his first two games in relief of Nathan . . . he was limited to 116 yards rushing on 35 carries, but he spurted 30 yards for touchdown in triumph at New England . . . a consistent 4.5 seconds in 40-yard dash, he is strongest Dolphin halfback since Mercury Morris with 365 pounds in bench press—almost double his weight . . . he earned Tommy Fitzgerald Memorial Award as the outstanding rookie in training camp . . . fifth-round draftee, 138th player in 1981, he was acquired on pick obtained from Philadelphia in 1979 trade for fullback Leroy Harris.

COLLEGE, PERSONAL: He set a Virginia career record of 648 carries and ranked No. 2 in school history with 2,912 yards rushing including eight 100-yard games . . . he linked rushing totals of 800 and 1,044 and 742 yards in final three seasons and earned All-Atlantic Coast Conference honors as a junior . . . his career totals were 62 pass receptions (29 as senior) for 415 yards and two touchdowns, and he scored 15 TDs rushing . . . he had long gains of 81 and 70 yards for Cavaliers, and he went 302 carries without a fumble . . . he wore No. 22 at Virginia . . . full name Thomas Vigorito (no middle name), born Oct. 23, 1959 in Passaic, N.J., he helped DePaul High in Wayne, N.J., state championship in 1975 and also starred in track . . . majored in speech communications . . . he and wife Diane (married 6-27-81) live in Pembroke Pines, Fl. . . he is a sports rep for Jack LaLanne Health Spas.



UWE von SCHAMANN

Placekicker

5

6-0, 188
4th Year

Oklahoma
(D7, 1979)

Born April, 23 1956

A poised, dependable placekicker who has proven himself oblivious to last-minute pressure by booting seven game-winning field goals in 1980 and 1981 . . . soccer-style, right-footed kicker led the American Conference in accuracy in 1981 by converting 24 field goals in 31 attempts (77.4 percent), and he had a streak of 15 consecutive field goals from inside 40 yards . . . his biggest kick was 30-yarder which beat New England, 30-27, in overtime for Coach Don Shula's 200th victory . . . he also beat Philadelphia (27 yards at 1:04), Baltimore (27 yards at 1:02) and Washington (25 yards at 9:34) with tie-breaking field goals in 1981 . . . he ranked eighth in the NFL in scoring with 109 points . . . his decisive kicks in 1980 included Cincinnati (39 yards at 1:55), Atlanta (27 yards at :32) and New England (23 yards in overtime) . . . he has an impressive 71.1 percent accuracy (59 of 83) in three seasons, and inside 40 yards he had 84.5 percent marksmanship (49 of 58) . . . he kicked 70 consecutive extra points in a span of 29 games before missing at Dallas in 1981 . . . he has averaged 31.8 yards on his successful kicks, and in games with AFC East foe New England, he is 12-for-13 averaging 31.7 yards (12 for 380) . . . he practices a form of daily meditation called "relaxation response" and he incorporates it into his mental preparation prior to attempting a field goal . . . he had kicked successfully 18 times in 20 attempts before two ill-fated blocked kicks from 43 and 35 yards spoiled Dolphins' chances of victory in 1981 playoff against San Diego . . . he overcame a turbulent start in 1979 rookie season by stringing together 10 straight field goals . . . his 99 points as rookie included 21-for-29 ledger on field goals—72.4 percent (3rd in AFC) . . . he had boomers of 53 yards at New England Oct. 21, 1979 and 51 yards against Houston . . . his first NFL attempt was blocked by Buffalo's Sherman White and returned 76 yards for a touchdown by Charles Romes . . . his rocky debut came six days

69

after popular Garo Yepremian (1970-78) was waived . . . seventh-round draftee, 189th player in 1979 and fourth placekicker behind Russell Erxleben (Saints), Tony Franklin (Eagles) and Matt Bahr (Steelers).

COLLEGE, PERSONAL: He twice earned All-Big Eight honors at Oklahoma and established an NCAA record of 125 consecutive conversion kicks . . . he missed only one PAT attempt in 141 spanning three seasons . . . longest field goal was 58 yards at Oklahoma State in 1977 . . . he hit 30 of 48 career FG attempts (62.5 percent) and held Sooners' record of 230 placekicking points . . . most memorable field goal was 41-yard shot with six seconds remaining for 29-28 triumph over Ohio State in 1977 . . . nicknamed "Von Foot" . . . full name Uwe Detlef Walter von Schamann, born April 23, 1956 in West Berlin, Germany, he moved with mother to Fort Worth, Tex., in 1972 . . . he played soccer at Eastern Hills High in Fort Worth and was drafted as goalkeeper by Dallas Tornado in 1977 . . . name pronounced OO-va von SHAH-mun . . . bachelor lives in Memphis where he works for Stinnes Oil & Chemical, trading commodities . . . he did United Way promotional TV spot in 1982.

VON SCHAMANN'S STATISTICS

	G	PATs	FGs	Pct.	Blk.	Net Yds.	Avg. Made	Long	Pts.
1979	16	36/40	21/29	.724	3	692	33.0	53	99
1980	16	32/32	14/23	.609	1	416	29.7	48	74
1981	16	37/38	24/31	.774	0	768	32.0	46	109
TOTALS	48	105/110	59/83	.711	4	1876	31.8	53	282
Playoffs	2	7/7	1/3	.333	2	34	34.0	34	10

FIELD-GOAL ACCURACY

Year	1-19	20-29	30-39	40-49	50-plus	Total	Pct.
1979	0/0	8/8	9/14	2/4	2/3	21/29	.724
1980	0/0	9/10	3/5	2/5	0/3	14/23	.609
1981	0/0	9/9	11/12	4/10	0/0	24/31	.774
TOTALS	0/0	26/27	23/31	8/19	2/6	59/83	.711

1981 KICKING

(Bold indicates FG Made)

at St. Louis (27, 30); Pittsburgh (44, 32, 42); at Houston (42, 37, 47, 27); at Baltimore (27); New York Jets (43, 47); at Buffalo (none); Washington (37, 25); at Dallas (none); Baltimore (41, 32); at New England (24, 26, 30); Oakland (43, 36); at NY Jets (46, 23); Philadelphia (43, 27); New England (37, 32); at Kansas City (39); Buffalo (22, 30, 33). **PLAYOFFS:** San Diego (34, 43b, 34b).

1980 KICKING

at Buffalo (none); Cincinnati (46, 39, 39); at Atlanta (28, 27); New Orleans (none); Baltimore (44, 24, 48); at New England (none); Buffalo (23); at NY Jets (none); at Oakland (35, 21, 53); at Los Angeles (none); San Francisco (21); San Diego (48, 52); at Pittsburgh (42); New England (27, 24, 23) at Baltimore (34); New York Jets (21, 38b, 42).

1979 KICKING

at Buffalo (34b, 34, 37); Seattle (36, 31); at Minnesota (none); Chicago (21, 34, 40); at NY Jets (25, 37); at Oakland (23); Buffalo (29, 34b); at New England (53, 40); Green Bay (46, 26, 36); Houston (32, 51); Baltimore (32, 22); at Cleveland (38); at Baltimore (none); New England (31, 43, 27); at Detroit (none); New York Jets (52b, 33, 25).

KICKING SURFACES

Year	Home	Pct.	Road Grass	Road Turf	Total
1979	14/20	.700	4/4	3/5	21/29
1980	9/16	.563	4/6	1/1	14/23
1981	12/18	.667	3/3	9/10	24/31
TOTALS	35/54	.648	11/13	13/16	59/83

VON SCHAMANN'S SINGLE-GAME HIGHS

*FGs Made	3 for 106 yards (9-20-81 at Houston)
	3 for 101 yards (11-29-79 vs. New England)
FGs Attempted	4 (9-20-81 at Houston)
Longest FG Made	53 yards (10-21-79 at New England)
Longest FG Attempted	55 yards (10-5-80 vs. Baltimore)
Extra Points	5 of 5 (11-9-80 at Los Angeles)
	5 of 5 (1-2-82 vs. San Diego)
Scoring	13 points (11-29-79 vs. New England)
	12 points (11-8-81 at New England)

*made 3 field goals a total of five times



FULTON WALKER

Cornerback

41

5-10½, 193

West Virginia

2nd Year

(D6b, 1981)

Born April, 30 1958

A tough, aggressive cornerback and quick learner, he gave signs of a promising future in Dolphin defensive backfield after a solid rookie season in 1981 . . . he met the challenge of starting assignment in AFC East title victory over Buffalo as Dolphins kept Bills out of the end zone . . . his tumbling, over-the-shoulder interception highlighted his first NFL start in 13-10 triumph over Washington . . . a daring speedster on kickoff returns, he broke a 90-yard touchdown at Buffalo and ranked second in AFC with 38 returns for 932 yards—a 24.5-yard average . . . special teams coach Steve Crosby calls him a "vicious hitter" on punt and kickoff coverage, and he collected 31 tackles (25 initial hits) . . . his top efforts were six returns for 185 yards at Buffalo and seven returns for 166 yards at New England with a long gain of 53 yards . . . he suffered a sprained jaw and ankle in third preseason game but was returning kickoffs in season opener two weeks later . . . he covers 40-yard dash in 4.6 seconds . . . sixth-round draftee, 154th player in 1981, he was acquired on pick obtained from Minnesota as compensation for center Jim Langer.

COLLEGE, PERSONAL: His big-play explosiveness at West Virginia was evidenced by punt returns for three touchdowns, spanning 88, 85 and 77 yards, and was ranked second in nation in 1980 with 14.6-yard average (21 for 307 yards) . . . he had five interceptions in career . . . he was switched from tailback to cornerback as a junior and he piled up 73 and 86 tackles in his last two years with Mountaineers . . . he gained 392 yards on 79 carries, a 4.9-yard average, as a sophomore tailback . . . he returned kickoffs as freshman and sophomore, averaging 19.9 yards (31 for 617 yards) . . . full name Fulton Luther Walker Jr., born April 30, 1958 in Martinsburg, W. Va., he rushed for 1,172 yards and had record 15 interceptions as senior at Martinsburg High . . . B.S. in physical education . . . bachelor lives in Martinsburg, W. Va.

Games/Starts—1981 (16-2). Playoffs (1-0). **TOTAL:** 17-2.



DAVID WOODLEY

Quarterback

16

6-2, 204

Louisiana State

3rd Year

(D8b, 1980)

Born Oct. 25, 1958

A diamond in the rough, he has acquired quarterbacking polish to complement his abundant natural talents in two outstanding seasons with the Dolphins . . . his cool, unruffled manner invites

comparisons to Bob Griese, but his exceptional right arm is pure Louisiana rifle stock a la Bradshaw, Jones and Ferguson . . . Woodley already has compiled a 5-1 record in matchups with that aforementioned trio of NFL stars . . . he established Dolphin records of 366 attempts and 191 completions in 1981, and his 2,470-yard total missed by three yards the mark set by Griese in 1968 . . . he led a 529-yard offensive barrage at Dallas—the most yards ever surrendered by the Cowboys—and became the first Dolphin quarterback to pass for 400 yards . . . he completed 21 of 37 passes for 408 yards and three touchdowns, but his 23rd-birthday performance at Dallas was ruined by five interceptions in a 28-27 loss . . . Woodley suffered two cracked ribs only three weeks earlier, but he played with a protective vest . . . he possesses a rare combination of strong arm, maneuverability and intelligence, and he grades high in poise and courage as well . . . his unusual quickness in avoiding the pass rush and getting loose makes him difficult to defend . . . he directed a 16-6 victory over Buffalo for the AFC East title by scrambling 62 yards on nine carries, then killing the clock with six fall-down keepers . . . he had an 8-3 mark as "pitcher of record" in 1981, not counting two Dolphin victories when he was relieved with a lead at halftime . . . he rushed for 272 yards in 1981, second only to Cincinnati's Ken Anderson among NFL quarterbacks . . . he threw four TD passes in two triumphs over Baltimore, and he earned game ball with 296-yard passing performance against Washington upon returning from rib injury . . . he was sandwiched by New York Jets defensive ends Joe Klecko and Mark Gastineau when he was hurt in fifth game of 1981 . . . he has rushed for 486 yards and seven touchdowns while passing for 26 touchdowns in two seasons . . . he rose from a training-camp laborer in 1980, fourth on the depth chart, to become the team's Most Valuable Player and unanimous NFL All-Rookie honors . . . he engineered one of the biggest upsets in Dolphin history—a 35-14 rout of Los Angeles—by passing for three TDs and running for two TDs against a Rams defense which put five players in the Pro Bowl . . . his 5-5 record as starter for final 10 games of 1980 included victories over three AFC East rivals topped by three TD passes at Baltimore . . . he was overlooked in 1980 draft because he operated in a two-quarterback system at Louisiana State . . . his scintillating preseason efforts (31 points in only five quarters) precipitated the trading of QB Guy Benjamin to New Orleans . . . Woodley was spectator to Griese/Strock duel until he was given opportunity in fourth game against New Orleans, but 4-of-15 passing with three interceptions put him on the bench at halftime . . . he was a winner against AFC East champion Buffalo only three weeks later when he completed 11 of 17 passes . . . eighth-round draftee, 214th player in 1980.

COLLEGE, PERSONAL: He shared quarterback duties with Steve Ensminger at Louisiana State, but Woodley took charge in LSU finale by ramrodding 34-10 rout of Wake Forest in Tangerine Bowl . . . he completed 11 of 19 passes for 199 yards and one TD, and he rushed 75 yards on 10 carries and scored two TDs . . . his career totals were 151-of-310 marksmanship (48.7 percent) for 2,084 yards, eight touchdowns and 15 interceptions . . . he also piled up 833 yards on 218 carries with 14 TDs for Tigers . . . he is probably the first NFL quarterback to collect more TDs running than passing while in college . . . full name David Eugene Woodley, born Oct. 25, 1958 in Shreveport, La., he starred at Byrd High in same city that produced Terry Bradshaw and Joe Ferguson . . . lawyer's son is the fifth of seven children . . . majored in computer science . . . he and wife Suzanne (married 6-13-81) live in Davie, Fl.

Fort Lauderdale News columnist Bernie Lincicome on the Dolphins' two Louisiana State University alums:

"If David Woodley gives the Dolphins offense its identity—energy, mobility, unpredictability—then A.J. Duhe gives the defense its signature—relentlessness, quickness, exuberance."



GAME-BY-GAME PASSING

(Asterisks Indicate Did Not Start)

1980	Att.	Comp.	Yds.	Pct.	TD	Int.	Long	Tkld.
New Orleans	15	4	61	26.7	0	3	35	0/0
Baltimore	2	2	14	100.0	0	0	13	0/0
at New England	28	11	48	39.3	0	2	10	4/32
W- Buffalo	17	11	93	64.7	1	1	15	1/10
L- at New York Jets	42	22	224	52.4	1	2	22	2/16
L- at Oakland	16	11	75	68.8	0	2	24	0/0
W- at Los Angeles	28	17	161	60.7	3	0	31t	0/0
W- San Francisco	25	18	222	72.0	2	1	52	1/10
L- San Diego	34	22	251	64.7	1	2	61	5/29
L- at Pittsburgh	26	14	143	53.8	1	1	31t	0/0
W- New England	24	15	192	62.5	1	0	54	2/19
W- at Baltimore	29	9	143	31.0	3	1	37t	0/0
L- New York Jets	41	20	223	48.8	1	2	41	2/11
TOTALS:	327	176	1850	53.8	14	17	61	17/127
1981	Att.	Comp.	Yds.	Pct.	TD	Int.	Long	Tkld.
W- at St. Louis	24	14	178	58.3	2	1	47t	4/37
W- Pittsburgh	34	14	161	41.2	1	1	33	0/0
W- at Houston	22	11	82	50.0	0	0	22	0/0
W- at Baltimore	30	19	309	63.3	2	0	48	0/0
New York Jets	5	3	27	60.0	0	0	16	1/2
at Buffalo								(DID NOT PLAY)
W- Washington	28	15	296	53.6	0	0	54	0/0
L- at Dallas	37	21	408	56.8	3	5	69t	3/27
W- Baltimore	25	14	164	56.0	2	0	22t	0/0
W- at New England	37	22	242	59.5	0	2	55	2/26
L- Oakland	22	10	102	45.5	0	0	31	3/17
L- at New York Jets	22	10	63	45.5	0	2	16	3/22
Philadelphia	23	11	117	47.8	0	0	21	2/15
W- New England	24	11	128	45.8	1	1	45	0/0
W- at Kansas City	12	6	56	50.0	0	1	14	1/5
W- Buffalo	21	10	137	47.6	1	0	33	4/26
1981 Playoffs								
San Diego	5	2	20	40.0	0	1	15	3/29

MIAMI DOLPHIN 1982 DRAFTEES

R	Name	Pos.	Ht.	Wt.	College
1	Roy Foster	G-T	6-4	279	Southern Calif.
2	Mark Duper	WR	5-9½	184	Northwestern St., La.
3	Paul Lankford	CB	6-1	178	Penn State
4	Charles Bowser	LB	6-3	224	Duke
5a	Bob Nelson	DT	6-3	260	Miami
5b	Rich Diana	FB	5-9½	220	Yale
6a	Thomas Tutson	CB	6-1½	188	South Carolina St.
6b	Ron Hester	LB	6-1	218	Florida State
7a	Dan Johnson	TE	6-3	234	Iowa State
7b	Larry Cowan	RB	5-11	194	Jackson State
8	Tate Randle	S	6-0	197	Texas Tech
9a	Steve Clark	DE	6-4	255	Utah
9b	Mack Boatner	FB	6-0	222	SE Louisiana
10a	Robin Fisher	LB	6-0	231	Florida
10b	Wayne Jones	C-T	6-4	273	Utah
11	Gary Crum	T	6-5½	277	Wyoming
12	Mike Rodrigue	WR	6-0	184	Miami

5a from Minnesota in 1980 Jim Langer deal
5a from San Diego for George Roberts (1981)
7a from New Orleans in 1980 Guy Benjamin deal
9a from Detroit for Steve Towle (1981)
10a from Philadelphia for Steve Howell (1981)



MACK BOATNER 35

Fullback

6-0, 222 SE Louisiana
Born Oct. 4, 1959 (D9b, 248)

A powerful runner with unusually good hands for a fullback, he produced consistently with 806, 767 and 720 yards rushing in his final three seasons at Southeastern Louisiana and his 2,402 yards ranked second on Lions' all-time list. . . a consistent 4.7 seconds in 40-yard dash . . . Boatner scored 26 touchdowns including 11 as a sophomore, and he set SLU record with 275 yards on 19 carries against Delta State in 1980. . . he had sprints of 71 and 90 yards in that game and scored two TDs. . . "a fluid runner who catches the ball well," according to Dolphin scouts. . . ninth-round draftee, 248th player. . . full name Mack Ernest Boatner, born Oct. 4, 1959 in White Castle, La., he starred in three sports at White Castle High. . . nickname "Redman" . . . majored in social welfare.



CHARLES BOWSER 56

Linebacker

6-3, 224 Duke
Born Oct. 2, 1959 (D4, 108)

An exceptionally fast linebacker, he harassed quarterbacks for 18 sacks as a senior at Duke. . . he had eye-popping 4.5 seconds in 40-yard dash at Dolphin rookie camp. . . All-Atlantic Coast Conference selection, he participated in 95 tackles for Blue Devils (6-5) in 1981 and blossomed under coaching of former Dolphin linebacker Bob Matheson, an aide at Duke. . . he forced five fumbles and recovered two. . . he reached 365 pounds in bench press and 34 inches in vertical leap at rookie camp. . . he accumulated 246 tackles in four seasons with Blue Devils. . . he lost both shoes from the impact of tackling South Carolina's George Rogers in 1980. . . fourth-round draftee, 108th player. . . full name Charles Emanuel Bowser, born Oct. 2, 1959 in Plymouth, N.C., he played football and basketball at Plymouth High. . . youngest of 15 children, he has seven brothers and seven sisters born in a span of 23 years. . . B.A. in history.



STEVE CLARK 72

Linebacker

6-4, 255 Utah
Born Aug. 2, 1960 (D9a, 239)

A potential boost to the Dolphins' pass rush, he earned All-America honors from Football Writers Association and was one of eight finalists for the Lombardi Award. . . he recorded 12 sacks for losses totaling 120 yards as senior at Utah, then was named outstanding defensive player in Senior Bowl. . . Defensive Player of Year in Western Athletic Conference and two-time All-WAC. . . he had career totals of 213 tackles and 20 quarterback sacks. . . he wore No. 99 and was featured on cover of Utah media guide. . . he bench presses 375 pounds. . . he underwent knee surgery as a sophomore. . . ninth-round draftee, 239th player. . . full name Stephen Spence Clark, born Aug. 2, 1960 in Salt Lake City, Utah, he led Skyline High to two state championships and twice earned all-state honors. . . majored in business.



LARRY COWAN 43

Running Back

5-11, 194 Jackson State
Born July 11, 1960 (D7b, 192)

He possesses the speed and pass-catching skills to fit into Dolphins' backfield where versatility counts. . . he helped Jackson State to a 9-1-1 record as a senior by rushing 546 yards on 129 carries and scoring six touchdowns. . . he averaged 5.7 yards per carry with career totals of 2,018 yards on 357 carries. . . he exploded for 879 yards (7.3-yard average) and 10 TDs as a sophomore when Tigers used Wishbone offense. . . he covers 40-yard dash in 4.6 seconds. . . he earned Black All-America honors and appeared in Blue-Gray game. . . his receiving talents were untapped at Jackson State as he caught 20 passes for 182 yards in career. . . seventh-round draftee, 192nd player. . . full name Larry Donnell Cowan, born July 11, 1960 in Mobile, Ala., he played football at Blount High in Prichard, Ala. . . next-to-youngest of nine children. . . majored in industrial arts.



GARY CRUM 69

Offensive Tackle

6-5½, 277 Wyoming
Born Aug. 12, 1959 (D11, 303)

With exceptional height, good strength and mobility, he could get a Dolphin trial on both sides of the line of scrimmage. . . he earned All-Western Athletic Conference honors at guard and All-America honorable mention from UPI. . . he achieved 405-pound bench press in Dolphin rookie camp, and he has covered 40-yard dash in 5.1 seconds even carrying 290 pounds. . . he was captain of Wyoming team which ambushed WAC champion Brigham Young, 38-20. . . 11th-round draftee, 303rd player. . . full name Gary Earl Crum, born Aug. 12, 1959 in Rawlins, Wyo., he was three-sport star at Rawlins High. . . nicknamed "Beef" . . . B.S. in finance. . . he works for First Wyoming Bank in Rawlins.



RICH DIANA 33

Fullback

5-9½, 220 Yale
Born Sept. 6, 1960 (D5b, 136)

A powerful fullback with good quickness and pass-catching skill, he was catalyst for Yale in sweep of three consecutive Ivy League titles. . . he rewrote Bulldog records with rushing totals of 1,074 and 1,442 yards as junior and senior, his 187 yards per game in 1981 ranked third in all-purpose running behind Herschel Walker and Marcus Allen. . . he had a dozen 100-yard games including a 222-yard bounty against

Princeton and 196-yard, three-touchdown effort against Brown in 1981 . . . he ranks second on Yale's all-time rushing chart with 534 carries for 2,576 yards and 23 TDs, trailing only Dick Jauron . . . he earned All-America honor from Football Writers Association and scholar-athlete award from National Football Foundation . . . he caught 34 passes for 426 yards and four TDs . . . he covers 40-yard dash in 4.7 seconds and bench presses an impressive 410 pounds . . . he also set Yale records in baseball with 19 career home runs and 43 RBIs as a junior . . . fifth-round draftee, 136th player . . . full name Richard Diana (no middle name), born Sept. 6, 1960 in Hamden, Ct., he won all-state honors at Hamden High . . . B.A. in molecular biophysics and biochemistry, he has aspirations for medical school.



MARK DUPER 85

Wide Receiver
5-9½, 184 N'western St., La.
Born Jan. 25, 1959 (D2, 52)

A blur of a speedster with trustworthy hands, he could put zoom in Dolphins' passing attack as a rookie . . . he impressed Dolphin scouts at BLESTO workouts in Detroit with pass-catching skills and body control . . . a world-class sprinter, his 4.28-second clocking in 40-yard dash speaks for itself . . . he earned track scholarship to Northwestern State in Natchitoches, La. (pronounced NAK-i-tish) and played only two years of college football . . . he caught 24 passes for 592 yards (24.7-yard average) and seven touchdowns as senior . . . he had three TD catches against Northeast Louisiana and turned screen pass into 76-yard TD against Louisiana Tech . . . he has worked with Buffalo quarterback Joe Ferguson in spring drills at NWSU . . . he ran anchor leg of NCAA champion 400-meter relay as a junior, and he broke Joe Delaney's school record with 10.21 seconds in 100 meters . . . second-round draftee, 52nd player . . . full name Mark Kirby Duper, born Jan. 25, 1959 in Pineville, La., he was track standout at Moreauville High -- 9.9 in 100, 22.6 in 220, 22'11" in long jump and 44'10" in triple jump . . . his high school didn't have football team . . . nickname "Super Duper" since high school . . . majored in law enforcement.



ROBIN FISHER 97

Linebacker
6-0, 231 Florida
Born Dec. 13, 1959 (D10a, 271)

His tremendous strength and quickness could compensate for his six-foot height in Dolphin tryout at linebacker . . . he and teammate David Galloway shared Florida career record with 21 quarterback sacks . . . he was three-year starter at nose guard and collected 82 tackles as senior when Gators posted 7-5 record . . . he topped all Dolphin draftees with 425 pounds in bench press, also posted 4.7 seconds in 40-yard dash . . . 10th-round draftee, 271st player . . . full name Robin Lee Fisher, born Dec. 13, 1959 in Norfolk, Va., he was captain and league-leading tackler at Satellite Beach High near Cocoa, FL, and he had record 62-foot-4 toss in shot put . . . his sister Cheryl played basketball at Florida . . . B.S. in public relations and an Academic All-Southeastern honoree.



ROY FOSTER 61

Guard-Tackle
6-4, 279 Southern California
Born May 24, 1960 (D1b, 24)

An intimidating blocker who opened paths for two Heisman Trophy winners, he was a consensus All-America and three-year starter at guard for Southern California . . . he will become the first USC alumnus ever to play for Dolphins . . . he has tremendous size and the strength and mobility to play either guard or tackle, which will add flexibility to Dolphin offensive line . . . he was recruited by Trojans as a fullback but quickly changed to guard as a freshman . . . he earned All-America honors from Sporting News, UPI, Football Coaches Association and Football Writers Association . . . an Outland Trophy finalist, he played in Hula Bowl and

Olympia Gold Bowl . . . he blocked for Heismann winners Charles White and Marcus Allen, and he followed in Southern Cal tradition of All-America linemen like Pat Howell, Brad Budde and Keith Van Horne . . . Trojans were 9-3 in 1981 . . . he recorded a 365-pound bench press in Dolphin rookie camp . . . first-round draftee, 24th player and fifth offensive lineman behind Mike Munchak (Oilers), Luis Sharpe (UCLA), Sean Farrell (Buccaneers) and Ron Hallstrom (Packers) . . . full name Roy Allen Foster, born May 24, 1960 in Los Angeles and raised there . . . he moved to Kansas City and starred two years at Shawnee Mission West High, which sent linebacker Steve Towle (1975-80) to Dolphins . . . majored in public administration.



RON HESTER 53

Linebacker
6-1, 218 Florida State
Born May 26, 1959 (D6b, 164)

He has excellent speed and big-play ability to compete as "nickel" linebacker in Dolphins' pass defense . . . he covers 40-yard dash in 4.55 seconds . . . he led Florida State (6-5) as a senior with 132 tackles (75 initial hits) including 18 tackles and two quarterback sacks against University of Miami . . . he twice blocked punts and returned them for touchdowns, 33 yards against Boston College in 1980 and 35 yards against Ohio State in 1981 . . . he also returned interception 50 yards for TD against Louisville . . . he had 13 tackles and two fumble recoveries in 1980 upset of Pittsburgh . . . he was a walk-on for Seminoles . . . sixth-round draftee, 164th player . . . full name Ronald Hester (no middle name), born May 26, 1959 in Atlanta, Ga., he was raised in Umatilla, FL, and was football and track standout at Umatilla High . . . fourth-oldest of eight children . . . B.S. in physical education.



DAN JOHNSON 87

Tight End
6-3, 234 Iowa State
Born May 17, 1960 (D7a, 170)

An aggressive blocker with good hands, he caught 21 passes for 290 yards for Iowa State (5-5-1) as a senior . . . he brings 4.7-second speed in 40-yard dash . . . his biggest catch as senior was 44-yard grab in 23-12 victory over Rose Bowl qualifier Iowa . . . he had five receptions for 66 yards against San Diego State . . . ankle injury limited his playing time as junior, but he romped 76 yards for TD against Colorado State in 69-0 rout . . . Cyclones tried him at fullback in 1981 spring drills but he suffered shoulder separation . . . he transferred from Golden Valley Lutheran, a Minnesota junior college, where he set career records of 59 catches for 1,033 yards and 13 touchdowns . . . seventh-round draftee, 170th player . . . full name Daniel Jerome Johnson, born May 17, 1960 in Minneapolis, he played at Cooper High in New Hope, Minn. . . nickname "Bomber" . . . majored in industrial education . . . he and wife Kristen (married 2-20-82) live in Crystal, Minn.



WAYNE JONES 65

Guard-Center
6-4, 273 Utah
Born Feb. 10, 1960 (D10b, 276)

He was named to All-Western Athletic Conference team and has ability at both guard and tackle . . . he helped Utah to 8-2-1 record and opened holes for Del Rogers, the WAC's leading rusher with 1,127 yards . . . an intelligent, competitive athlete, he was a four-year starter for Utes . . . teammate of Dolphins' ninth-round pick, defensive end Steve Clark . . . Jones did long-snapping at Utah and could be tried at center by Dolphins . . . 10th-round draftee, 276th player . . . full name Wayne Walter Jones, born Feb. 10, 1960 in Grand Island, Neb., he starred as fullback and defensive tackle at Big Bear, Ca. . . his father is a Las Vegas card dealer . . . majored in physical education.



PAUL LANKFORD 44
Cornerback

6-1, 178 Penn State
Born June 15, 1958 (D3, 80)

A swift, aggressive cornerback and outstanding athlete, he could strengthen Dolphin pass defense with his speed on deep coverage . . . he started 20 consecutive games for Penn State (10-2), including 26-10 conquest of Southern California in Fiesta Bowl . . . a world-class hurdler, he has clocked 50.06 seconds in 400-meter intermediate hurdles and ranked fourth in NCAA meet in consecutive years . . . All-America honorable mention from Sporting News and Football News, he led Nittany Lions with four interceptions as a junior and had 62 tackles (50 initial hits) in his last two years . . . he had 63-yard interception return, caused one fumble and recovered another in 1981 against the University of Miami . . . he leads Dolphins with 37-inch vertical leap, and he covers 40-yard dash in 4.5 seconds . . . third-round draftee, 80th player and ninth defensive back . . . full name Paul Jay Lankford, born June 15, 1958 in New York, he was national hurdling star at Farmingdale (N.Y.) High and rival of Renaldo (Skeets) Nehemiah . . . B.S. in health planning and administration.



BOB NELSON 71
Defensive Tackle

6-3, 260 Miami
Born March 3, 1959 (D5a, 120)

He patrolled the trenches as three-year starter at University of Miami, and he combined with Lester Williams to spark Hurricane defense in 9-3 and 9-2 seasons . . . a fiercely competitive player, Nelson had 22 quarterback sacks in career . . . All-America honorable mention from Sporting News and Football News, he played in Senior Bowl, Blue-Gray game and Japan Bowl . . . "He's going to come in here and make somebody hustle," Coach Don Shula said after drafting Nelson . . . he piled up 275 tackles (189 initial hits) in Miami career and had five fumble recoveries . . . tackling totals were 92, 67 and 85 as starter . . . he had 10 tackles in 17-14 upset of Penn State, knocking Nittany Lions out of No. 1 ranking . . . he was one of eight Hurricanes drafted and among 12 who signed NFL contracts . . . fifth-round draftee, 120th player . . . full name Robert William Nelson, born March 3, 1959 in Baltimore, Md., he starred as tight end at Patapsco High . . . majored in physical education . . . nickname "Fuzzy" . . . he and wife Darlene (married 2-28-81) live in Miami.



TATE RANDLE 21
Safety

6-0, 197 Texas Tech
Born Aug. 15, 1959 (D8, 220)

An eager tackler with good range, he has a nose for the football as attested by his 14 career interceptions at Texas Tech . . . exceptional quickness in change of direction, his 4.1-second clocking for 20-yard short shuttles tops all Dolphin hopefuls . . . he was defensive captain as senior . . . Red Raiders (1-9-1) had worst record in 20 years, but Randle was bright spot with 73 tackles (47 initial hits) and three interceptions . . . he and Tech safety Ted Watts, a No. 1 draftee of Oakland Raiders in 1981, both earned All-Southwest Conference honors in 1980 . . . Randle's goal-line interception helped preserve 24-20 victory over Texas in 1980 . . . he played in Blue-Gray game and Olympia Gold Bowl . . . eighth-round draftee, 220th player . . . full name Ernest Tate Randle, born Aug. 15, 1959 in Fredricksburg, Tex., he was an all-state quarterback and had 25 career interceptions at Fort Stockton High . . . he was raised on a ranch, third of five children . . . majored in physical education . . . he and wife Gail (married 6-4-81) live in Lubbock, Tex.



MIKE RODRIGUE 6
Wide Receiver

6-0, 184 Miami
Born Jan. 17, 1960 (D12, 331)

He converted from quarterback to wide receiver as a University of Miami senior, and his intelligent pass routes and good hands resulted in 21 receptions for 388 yards . . . he snagged four passes for 94 yards in season-opening victory over Florida, and he grabbed five passes for 90 yards and a touchdown against Vanderbilt . . . he scored two touchdowns in 37-15 rout of Notre Dame, including 18-yard TD pass and a trick play where quarterback Jim Kelly lined up at tight end and Rodrigue took center snap and ran four-yard keeper . . . his teammate, wide receiver Larry Brodsky, was drafted by Kansas City in 10th round . . . Rodrigue could help in an emergency quarterback situation . . . his three-year passing totals at Miami were 148 completions in 328 attempts (45.1 percent) for 1,776 yards, three touchdowns and 23 interceptions . . . he opened sophomore season by passing for 313 yards in victory over Louisville but lost starting job to Kelly in eighth game . . . 12th-round draftee, 331st player . . . full name Michael Scott Rodrigue, born Jan. 17, 1960 in Pensacola, Fl., he quarterbacked Choctawhatchee High of Fort Walton Beach, Fl., to state runnerup finish in 1977 and earned all-state honors as a defensive back . . . B.B.A. in business management.



THOMAS TUTSON 20
Cornerback

6-1½, 188 South Carolina St.
Born May 20, 1958 (D6a, 161)

A sticky pass defender and tough on the corner, he twice earned All-Mid-Eastern Athletic Conference honors at South Carolina State . . . he has good speed (4.6 seconds in 40-yard dash) and he attracted Dolphin scouts with his coverage skills . . . he was Bulldogs' co-captain as a senior and he led defensive backs with 65 tackles (36 initial hits), matching the 65 tackles from his junior season . . . he was named to Sheridan Black College All-Star game . . . he had five interceptions in career after sitting out 1978 season with disc problem . . . he and teammate William Judson, a Dolphin eighth-round draftee in 1981, helped S.C. State fashion a 10-1 record in 1980 and rank third in Division 1-AA . . . Tutson and Judson are first college teammates in memory to be competing for same roster spot with Dolphins . . . sixth-round draftee, 161st player . . . full name Thomas Tutson (no middle name), born May 20, 1958 in Jacksonville, Fl., he played football and basketball at Jacksonville Ribault High . . . B.S. in business administration . . . nickname "Tut" from last name.

PRONUNCIATION GUIDE

- Bob Baumhower BOM-hower
- Don Bessiflieu BESS-ih-loo
- Kim Bokamper BO-camper
- Bob Brudzinski Brud-ZIN-skee
- Jimmy Cefalo SEFF-a-low
- Mark Dennard DENN-ard
- A. J. Duhe DOO-ay
- Jon Giesler GEESE-ler
- Bob Kuechenberg KOOCH-en-berg
- Eric Laakso LAX-o
- Tom Orosz OR-us
- Jeff Toews TAVES
- Tom Vigorito Vig-o-REE-toe
- Uwe von Schamann OO-va von SHAH-mun

MIAMI DOLPHINS 1982 FIRST-YEAR ROSTER

No.	Name	Pos.	Ht.	Wt.	Birthdate	College	High School City	How Acq.
62	Allen, Carl (1)	C	6-2½	237	4/26/58	Long Beach St.	San Jose, Ca.	FA
9	Baker, Herby (1)	QB	6-0	193	8/27/57	Stephen F. Austin	Pasadena, Tex.	FA
35	Boatner, Mack	FB	6-0	222	10/4/58	SE Louisiana	White Castle, La.	D9b
56	Bowser, Charles	LB	6-3	222	10/2/59	Duke	Plymouth, N.C.	D4
51	Burton, Ron	LB	5-11½	211	4/22/57	South Carolina St.	Newberry, S.C.	FA
72	Clark, Steve	DE	6-4½	255	8/2/60	Utah	Salt Lake City, Utah	D9a
43	Cowan, Larry	RB	5-11	190	7/11/60	Jackson State	Prichard, Ala.	D7b
27	Crenshaw, Keith	S	5-9	171	12/27/59	Duke	Forest City, N.C.	FA
69	Crum, Gary	T	6-5½	285	8/12/59	Wyoming	Rawlins, Wyo.	D11
33	Diana, Rich	RB	5-9½	220	9/6/60	Yale	Hamden, Ct.	D5b
26	Doss, James	WR	5-11	214	10/3/58	Mississippi State	West Point, Miss.	FA
85	Duper, Mark	WR	5-9½	185	1/25/59	N'western St., La.	Moreauville, La.	D2
29	Fance, Calvin (1)	RB	6-1	200	7/6/59	Rice	Houston, Tex.	FA
97	Fisher, Robin	LB	6-0	231	12/13/59	Florida	Satellite Beach, FL	D10a
61	Foster, Roy	G-T	6-4	275	5/24/60	Southern California	Miami, Fl.	D1
13	Gilbert, Phil	S	6-2	176	6/2/58	Davidson	Greenville, Pa.	FA
76	Gruber, Bob (1)	T	6-5	263	6/7/58	Pittsburgh	Dayton, Ohio	FA
91	Heflin, Vince	WR	6-0½	185	7/7/59	Central St. (Ohio)	Umatilla, Fl.	FA
53	Hester, Ron	LB	6-1	218	5/26/59	Florida State		D6b
83	Ingram, Lee	DE	6-1½	254	12/31/58	Fort Valley St. (Ga.)	Allendale, S.C.	FA
98	Jackson, Leslie	TE	6-2	225	11/1/59	SE Louisiana	Baker, La.	FA
87	Johnson, Dan	TE	6-3	240	5/17/60	Iowa State	Crystal, Minn.	D7a
65	Jones, Wayne	G-C	6-4	273	2/10/60	Utah	Big Bear Lake, Ca.	D10b
49	Judson, William (1)	CB	6-1	181	3/26/59	South Carolina St.	Atlanta, Ga.	D8 (1981)
44	Lankford, Paul	CB	6-1	178	6/15/58	Penn State	Farmingdale, N.Y.	D3
19	Lockett, Frank	WR	5-11½	202	6/1/57	Nebraska	Richmond, Ca.	FA
71	Nelson, Bob	DT	6-3	257	3/3/59	Miami	Baltimore, Md.	D5a
8	*Nielsen, Hans	K	6-0	166	11/18/52	Michigan State	Des Plaines, Ill.	FA
21	Randle, Tate	S	6-0	197	8/15/59	Texas Tech	Fort Stockton, Tex.	D8
6	Rodrigue, Mike	WR	6-0	184	1/17/60	Miami	Fort Walton Beach, Fl.	D12
24	Rollins, Kevin	FB	6-0	223	2/5/59	Concord, W.Va.	St. Albans, W.Va.	FA
96	Rozier, Wendell	DE	6-2	268	5/18/59	Albany St. (Ga.)	Wrightsville, Ga.	FA
25	Simon, Matt	RB	5-11	206	9/5/59	Georgia	Statesboro, Ga.	FA
	Smitherman, George	G	6-1	250	10/19/59	Texas Tech	Newark, N.J.	FA
19	Thomas, Cedric (1)	WR	6-0	188	9/1/57	West Virginia	Aliquippa, Pa.	FA
90	Thompson, Frank	DE	6-6	247	12/23/58	Jackson State	Flora, Miss.	FA
20	Tutson, Thomas	CB	6-1½	178	8/27/58	South Carolina St.	Jacksonville, Fl.	D6a
93	Verria, Joe (1)	DT	6-2	254	11/4/57	Bridgewater St. (Mass)	Barrington, R.I.	FA
99	Weaver, Ed	DT	5-11½	266	3/25/60	Georgia	Haines City, Fl.	FA

(1) PREVIOUS TRYOUT—Allen, Denver 1981; Baker, Atlanta 1981; Fance, Atlanta 1981; Gruber, Los Angeles 1980 (f R.) and 1981; Judson, Miami 1981 (f R.); Thomas, Dallas 1981; Verria, Green Bay 1980; Cincinnati 1981

*Nielsen had 1979 tryout at Philadelphia and played 3 games with Chicago in 1981

MIAMI DOLPHINS 1982 VETERANS ROSTER

No.	Name	Pos.	Ht.	Wt.	Birth	NFL Exp.	College	High School City	Games in '81
88	Bailey, Elmer	WR	6-0	195	12/13/57	3	Minnesota	St. Paul, Minn.	16
70	Barnett, Bill	DE	6-4½	260	5/10/56	3	Nebraska	Stillwater, Minn.	9
73	Baumhower, Bob	DT	6-5	260	8/4/55	6	Alabama	Palm Bch Gardens, Fl	16
34	Bennett, Woody	FB	6-2	222	3/24/55	4	Miami	York, Pa.	3
46	Bessilleu, Don	S	6-1	200	5/4/56	4	Georgia Tech	Columbus, Ga.	16
75	Bettors, Doug	DE	6-7	260	6/11/56	5	Nevada-Reno	Arlington Heights, Ill.	15
47	Blackwood, Glenn	S	6-0	186	2/23/57	4	Texas	San Antonio, Tex.	16
42	Blackwood, Lyle	S	6-1	188	5/21/51	10	Texas Christian	San Antonio, Tex.	12
58	Bokamper, Kim	DE	6-6	250	9/25/54	6	San Jose State	Milpitas, Ca.	16
59	Brudzinski, Bob	LB	6-4	230	1/1/55	6	Ohio State	Fremont, Ohio	16
81	Cefalo, Jimmy	WR	5-11	188	10/5/56	5	Penn State	Pittston, Pa.	16
66	Cunningham, Eric	G	6-3	257	3/16/57	3	Penn State	Akron, Ohio	0*
17	Darby, Paul	WR	5-10	192	10/22/56	3	SW Texas State	Austin, Tex.	0*
63	Dennard, Mark	C	6-1	252	11/2/55	4	Texas A&M	Bay City, Tex.	11
77	Duhe, A.J.	LB	6-4	248	11/27/55	2	Louisiana State	Reserve, La.	16
37	Franklin, Andra	FB	5-10	225	8/22/59	6	Nebraska	Anniston, Ala.	16
79	Giesler, Jon	T	6-5	260	12/23/56	4	Michigan	Woodville, Ohio	16
50	Gordon, Larry	LB	6-4	230	7/8/54	7	Arizona State	Phoenix, Ariz.	16
74	Green, Cleveland	T	6-3	262	9/11/57	4	Southern	Utica, Miss.	6
84	Hardy, Bruce	TE	6-4	230	6/1/56	5	Arizona State	Copperton, Utah	16
82	Harris, Durliel	WR	5-11	176	11/27/54	7	New Mexico St.	Port Arthur, Tex.	15
31	Hill, Eddie	RB	6-2	210	5/13/57	4	Memphis State	Nashville, Tenn.	11

Numerical Roster

- 3 Tom Orosz, P
- 5 Uwe von Schamann, K
- 10 Don Strock, QB
- 11 Jim Jensen, QB
- 16 David Woodley, QB
- 17 Paul Darby, WR
- 22 Tony Nathan, RB
- 23 Shafer Suggs, S
- 28 Don McNeal, CB
- 31 Eddie Hill, RB
- 32 Tom Vigorito, RB
- 34 Woody Bennett, FB
- 36 Steve Howell, FB
- 37 Andra Franklin, FB
- 40 Mike Kozlowski, SS
- 41 Fulton Walker, CB
- 42 Lyle Blackwood, S
- 45 Ed Taylor, CB
- 46 Don Bessilleu, S
- 47 Glenn Blackwood, S
- 48 Gerald Small, CB
- 50 Larry Gordon, LB

36	Howell, Steve	FB	6-2	230	12/20/56	4	Baylor	Waxahachie, Tex.	10
11	Jensen, Jim	QB	6-4	212	11/14/58	2	Boston University	Doylestown, Pa.	16
40	Kozlowski, Mike	SS	6-0	198	2/24/56	3	Colorado	Encinitas, Ca.	14
67	Kuechenberg, Bob	G	6-2	255	10/14/47	13	Noire Dame	Hobart, Ind.	16
88	Laakso, Eric	T	6-4	265	11/29/56	5	Tulane	Danielson, Ct.	16
86	Lee, Ronnie	TE	6-3	236	12/24/56	4	Baylor	Tyler, Tex.	16
28	McNeal, Don	CB	5-11½	192	5/6/58	3	Alabama	Atmore, Ala.	12
89	Moore, Nat	WR	5-9	188	9/19/51	9	Florida	Miami, Fl.	13
22	Nathan, Tony	RB	6-0	206	12/14/56	4	Alabama	Birmingham, Ala.	13
64	Newman, Ed	G	6-2	255	6/4/51	10	Duke	Syosset, N.Y.	16
3	Orosz, Tom	P	6-1	204	9/26/59	2	Ohio State	Fairport Harbor, Oh.	16
78	Pooler, Ken	DE	6-3	251	10/20/58	2	NE Louisiana	Hermitage, Ark.	16
54	Potter, Steve	LB	6-3	235	11/6/57	7	Virginia	Erie, Pa.	16
55	Rhone, Earnie	LB	6-2	224	8/20/53	2	Henderson, Ark.	Ashdown, Ark.	16
80	Rose, Joe	TE	6-3½	230	6/24/57	3	California	Marysville, Ca.	16
52	Shull, Steve	LB	6-1	220	3/27/58	3	William & Mary	Langhorne, Pa.	16
48	Small, Gerald	CB	5-11	192	8/10/56	5	San Jose State	Edwards AFB, Ca.	16
57	Stephenson, Dwight	C	6-2½	255	11/20/57	3	Alabama	Hampton, Va.	16
10	Strock, Don	QB	6-5	220	11/27/50	9	Virginia Tech	Pottstown, Pa.	16
23	Suggs, Shafer	S	6-1	204	4/28/53	6	Bail State	Elkhart, Ind.	0*
34	Taylor, Ed	CB	6-0	175	5/13/53	8	Memphis State	Memphis, Tenn.	6
60	Toews, Jeff	G	6-3	255	11/4/57	2	Washington	San Jose, Ca.	9
32	Vigorito, Tom	RB	5-10½	197	10/23/59	4	Virginia	Wayne, N.J.	16
5	von Schamann, Uwe	K	6-0	188	4/23/56	4	Oklahoma	Fort Worth, Tex.	16
41	Walker, Fulton	CB	5-10½	193	4/30/58	2	West Virginia	Martinsburg, W. Va.	16
16	Woodley, David	QB	6-2	204	10/25/58	3	Louisiana State	Shreveport, La.	15

Retired—Yern Den Herder, 11-year defensive end, 16 games in 1981.

*Darby last active with N.Y. Jets in '80; Cunningham last active with N.Y. Jets in '80; Suggs last active with Cincinnati in '80.

**MIAMI DOLPHINS:
WINNING CONSISTENCY
SINCE '70 MERGER**

Since the 1970 merger of the National and American Football Leagues, the Miami Dolphins have consistently ranked in the top echelon of pro football. Miami and Dallas are the only teams to have won more than 70 percent of their games, and the Dolphins have more regular-season victories (123) than any AFC club.

	Regular				Playoffs			Over-all			
	W	L	T	Pct.	W	L	T	W	L	T	Pct.
Dallas	129	47	0	.733	17	9		146	56	1	.722
Miami	123	51	2	.705	8	6		131	57	2	.695
Oakland	118	52	6	.688	12	6		130	58	6	.686
Pittsburgh	116	59	1	.662	14	4		130	63	1	.673
Los Angeles	115	57	4	.665	6	8		121	65	4	.647
Minnesota	115	59	2	.659	7	9		122	68	2	.641

The Dolphins also swept three consecutive American Conference championships (1971-73), and no club in either conference has won three straight titles. Coach Don Shula's team posted a perfect 17-0 record in 1972 on the way to back-to-back Super Bowls crowns in 1972 and 1973.

PLAYOFFS SINCE MERGER (1970-81)
(Times Qualified in Parentheses)

	Won	Lost	Pct.	Super Bowl	NFL Titles
Pittsburgh (8)	14	4	.778	4	4
Dallas (11)	17	9	.654	5	2
Miami (8)	8	6	.571	3	2
Oakland (8)	12	6	.667	2	2
San Francisco (4)	5	3	.625	1	1
Baltimore (5)	4	4	.500	1	1
Minnesota (9)	7	9	.438	3	0
Los Angeles (8)	6	8	.429	1	0
Philadelphia (4)	3	4	.429	1	0
Washington (5)	2	5	.286	1	0
Cincinnati (4)	2	4	.333	1	0
Denver (3)	2	3	.400	1	0
Houston (3)	4	3	.571	0	0
San Diego (3)	2	3	.400	0	0
Buffalo (3)	1	3	.250	0	0
Cleveland (3)	0	3	.000	0	0
*TOTALS	92	92		24	12

*Two-time qualifiers include Atlanta (1-2), Chicago (0-2), New England (0-2), St. Louis (0-2) and Tampa Bay (1-2). One-time qualifiers include Detroit, Green Bay, Kansas City, New York Giants (1-1) and New York Jets. New Orleans and Seattle have never qualified.

Miami won 31 consecutive games at the Orange Bowl—an NFL home-field record—from Oct. 17, 1971 to Dec. 15, 1974 including four playoff games but excluding preseason games. The Dolphins are 75-18-1 at home, 54-38-1 on the road and 2-1 at neutral sites (Super Bowls) under Shula. In regular-season games only, the Dolphins are 71-16-1 at home and 52-35-1 on the road since 1970.

INTERCONFERENCE RECORDS

	W	L	T	Pct.	1981
American Central	88	65	1	.575	9-7
American West	90	74	4	.548	9-9
National East	96	84	2	.533	13-5
American East	93	88	1	.514	6-12
National Central	70	93	2	.430	8-10
National West	61	94	2	.395	7-9

INTERCONFERENCE SERIES

Year	AFC	NFC	Tie	Year	AFC	NFC	Tie
1970	12	27	1	1977	19	9	0
1971	15	23	2	1978	31	21	0
1972	20	19	1	1979	36	16	0
1973	19	19	2	1980	33	19	0
1974	23	17	0	1981	24	28	0
1975	23	17	0	1982	15	1	1
1976	16	12	0	TOTALS	271	227	6

(AFC won Super Bowl every year except 1971, 1977 and 1981 seasons)

AMERICAN CONFERENCE (1970-81)

	Eastern Division				*Interconference			
	W	L	T	Pct.	W	L	T	Pct.
Miami	123	51	2	.705	32	6	0	.842
Baltimore	82	93	1	.469	15	19	0	.441
New England	78	98	0	.443	18	20	0	.474
Buffalo	72	102	2	.409	15	20	1	.431
New York Jets	67	108	1	.384	13	23	0	.361

	Central Division				*Interconference			
	W	L	T	Pct.	W	L	T	Pct.
Pittsburgh	116	59	1	.662	27	11	0	.711
Cincinnati	92	84	0	.523	23	16	0	.590
Cleveland	88	86	2	.506	22	17	0	.564
Houston	78	96	2	.449	16	21	1	.434

	Western Division				*Interconference			
	W	L	T	Pct.	W	L	T	Pct.
Oakland	118	52	6	.688	29	9	1	.756
Denver	93	78	5	.543	22	20	1	.523
San Diego	79	92	5	.463	17	21	0	.447
Kansas City	77	94	5	.452	14	16	2	.469
x-Seattle	35	57	0	.380	8	7	0	.533
Tampa Bay					0	1	0	.000

NATIONAL CONFERENCE (1970-81)


	Eastern Division				*Interconference			
	W	L	T	Pct.	W	L	T	Pct.
Dallas	129	47	0	.733	29	9	0	.763
Washington	105	70	1	.599	18	20	0	.474
St. Louis	81	91	4	.472	15	19	2	.432
Philadelphia	78	94	4	.454	21	17	0	.553
N.Y. Giants	63	112	1	.361	13	19	0	.406

	Central Division				*Interconference			
	W	L	T	Pct.	W	L	T	Pct.
Minnesota	115	59	2	.659	20	19	0	.513
Detroit	83	90	3	.480	19	17	1	.527
Chicago	73	102	1	.418	12	27	0	.308
Green Bay	70	100	6	.415	14	22	1	.392
y-Tampa Bay	31	60	1	.342	5	8	0	.385

	Western Division				*Interconference			
	W	L	T	Pct.	W	L	T	Pct.
Los Angeles	115	57	4	.665	23	16	0	.590
Atlanta	79	94	3	.457	13	26	0	.333
San Francisco	79	95	2	.455	18	21	0	.462
New Orleans	47	125	4	.278	6	31	2	.179
Seattle					1	0	0	1.000

x-Seattle 2-12 in NFC West in 1976
y-Tampa Bay 0-14 in AFC West in 1976

*excludes Super Bowls



Tony Nathan hurdles for 792 yards in '81.

HISTORICAL HIGHLIGHTS

1965

- March 3 —Minneapolis lawyer Joseph Robbie meets AFL Commissioner Joe Foss in Washington, and Foss advises Robbie to apply for an expansion franchise in Miami.
- May 6 —Joseph Robbie meets Miami Mayor Robert King High to ascertain the availability of the Orange Bowl stadium, and the mayor agrees to invite the AFL to Miami.
- June 7 —AFL Executive Committee votes to expand in 1966 at a meeting in Monmouth Park, N.J.
- Aug. 16 —AFL awards its first expansion franchise to Joseph Robbie and television star Danny Thomas for \$7.5 million.
- Nov. 27 —Miami picks Kentucky QB Rick Norton and Illinois RB Jim Grabowski in first round of AFL's college draft. Tulsa WR Howard Twilley selected in 12th round.
- Dec. 16 —Miami Dolphins, Ltd., organizes as a Florida limited partnership. Joseph Robbie becomes Managing General Partner and Danny Thomas Sports, Inc., becomes the other general partner.

1966

- Jan. 15 —Miami picks 31 players from eight teams in AFL expansion draft. One of the draftees, OT Norm Evans of Houston, would play 10 seasons at right tackle.
- Jan. 29 —George Wilson becomes first head coach after eight years coaching the Detroit Lions (57-45-6 and NFL champions in 1957) and one year as a Washington assistant.
- June 8 —AFL merges into NFL with Pete Rozelle as commissioner. An AFL-NFL championship game is scheduled for the next January followed by a common draft.
- July 5 —Dolphins open first training camp at St. Petersburg Beach as 83 players report.

- Aug. 7 —Training camp moves to St. Andrew's School in Boca Raton, Fla.
- Sept. 2 —Joe Auer returns opening kickoff 95 yards for Dolphin TD in first regular-season game, but Oakland wins, 23-14, at Orange Bowl before 26,776 spectators.
- Oct. 16 —Dolphins end string of nine losses (four in preseason) by defeating Denver, 24-7, with a George Wilson, Jr. screen pass to Billy Joe turning into a 67-yard TD. Only 23,393 spectators were at Orange Bowl.
- Oct. 23 —QB Rick Norton suffers broken jaw during third quarter of 20-13 victory at Houston, and Norton is lost for the season.
- Dec. 18 —QB John Stofa passes for four TDs capped by 14-yard strike to Joe Auer with 38 seconds remaining for 29-28 victory over Houston at Orange Bowl before 20,045 spectators.

1967

- March 14 —Miami picks Purdue QB Bob Griese in first round of common draft. Griese is the fourth player selected.
- June 1 —Joseph Robbie and W. H. Keland purchase the interest of Danny Thomas and agree to equalize present holdings in Miami Dolphins, Ltd., whenever either acquired outside holdings.
- Aug. 19 —Record crowd of 50,822 sees first interleague game which Atlanta wins, 27-17.
- Sept. 17 —QB John Stofa breaks his right ankle shortly after scoring a TD, and rookie Bob Griese directs 35-21 victory over Denver at Orange Bowl. RB Abner Haynes gains 151 yards in season opener, Griese throws 68-yard TD pass to Joe Auer.
- Nov. 26 —Dolphins end eight-game losing streak by defeating Buffalo, 17-14, on a fourth-down, 31-yard TD pass from Bob Griese to Howard Twilley with 1:01 remaining.
- Dec. 17 —CB Dick Westmoreland scores TD with his 10th interception in 41-32 victory over Boston at Orange Bowl Patriots RB Jim Nance gains 164 yards.
- Dec. 27 —Miami trades QB John Stofa to expansion club Cincinnati for 1968 draft picks in first and second rounds.

1968

- Jan. 30 —Miami picks Syracuse FB Larry Csonka in first round of draft. Csonka is the eighth player selected.
- Aug. 17 —Dolphins gain first interleague victory, 23-7, over Philadelphia at Orange Bowl.
- Aug. 31 —AFL-record crowd of 68,125 at Orange Bowl sees Coach Don Shula's Baltimore Colts win interleague game, 22-13. WR Jack Clancy (67 catches as rookie) injures left knee, out for season.
- Nov. 24 —Rookie strong safety Dick Anderson returns interception 96 yards for TD in 34-10 victory over Boston at Fenway Park.
- Dec. 8 —QB Bob Griese sets records for 2,473 yards, 186 completions and 21 TDs for season after directing 38-7 victory over Boston at Orange Bowl. Griese misses final game due to bruised knee.

1969

- Jan. 28 —Miami picks Georgia DE Bill Stanfill in first round of draft. Stanfill is the 11th player selected.
- March 24 —Miami obtains all-time AFL middle linebacker Nick Buoniconti from Boston in trade for QB Kim Hammond and LB John Bramlett.
- May 10 —Pro football realignment for 1970 places Dolphins in AFC East with Boston, Buffalo, New York Jets and NFL's Baltimore.

- May 16 —Joseph Robbie becomes majority owner of Dolphins when he is joined by five Miami businessmen in purchasing the interest of W. H. Keland.
- July 2 —Miami obtains RG Larry Little, a native Miamian, from San Diego in trade for CB Mack Lamb.
- Sept. 14 —QB Bob Griese passes for a record 327 yards and rookie Mercury Morris returns kickoff 105 yards for TD but Dolphins lose season opener, 27-21, at Cincinnati.
- Oct. 26 —Dolphins notch first victory after 0-5-1 start as MLB Nick Buoniconti helps restrict rookie O.J. Simpson to 12 yards on 10 carries, 24-6 over Buffalo at Orange Bowl.
- Nov. 2 —QB Bob Griese passes for four TDs but Dolphins lose, 34-31, at New York Jets.
- Nov. 9 —Only 8,374 spectators brave a downpour at Boston College, and FB Larry Csonka splashes 54 yards for TD in 17-16 victory over Patriots. QB Bob Griese injures right knee, out for final five games.

1970

- Jan. 27 —Miami obtains WR Paul Warfield from Cleveland in trade for 1970 first-round draft pick.
- Feb. 18 —Don Shula, 40, becomes head coach and vice president after seven years coaching the Baltimore Colts (71-23-4). He succeeds George Wilson after four years with Dolphins (15-39-2).
- April 11 —Dolphins join scouting combine, BLESTO-V.
- April 13 —NFL Commissioner Pete Rozelle gives the Dolphins' 1971 first-round draft pick to Baltimore as compensation for loss of Coach Don Shula.
- April 20 —Don Shula completes coaching staff with Mike Scarry (defensive line), Monte Clark (offensive line), Bill Arnsparger (defensive coordinator), Howard Schnellenberger (offensive coordinator), Carl Taseff (offensive backs) and holdover Tom Keane (defensive backs).
- April 25 —Don Shula meets 47 players for indoctrination camp at University of Miami.
- July 12 —Rookies report to new training headquarters at Biscayne College in North Miami.
- Aug. 10 —Dolphins cut QB Rick Norton, who signed four-year \$350,000 contract as club's first draftee in 1966.
- Aug. 29 —Record crowd of 76,712 sees fourth consecutive preseason victory, 20-13, over Baltimore.
- Oct. 3 —Dolphins post first-ever victory over Oakland, 20-13, as WR Paul Warfield catches two TD passes.
- Oct. 10 —Dolphins post first-ever victory over New York Jets, 20-6, and QB Joe Namath (93-161 for 1,506 yards and 12 TDs in eight previous meetings).
- Nov. 22 —Dolphins reverse a 35-0 loss by defeating Baltimore, 34-17, at Orange Bowl as free safety Jake Scott returns punt 77 yards for TD.
- Dec. 20 —Dolphins extend winning streak to six games and clinch playoff berth with 45-7 victory over Buffalo at Orange Bowl.

1971

- Sept. 1 —Miami obtains LB Bob Matheson from Cleveland in trade for 1972 second-round pick and Matheson later becomes key to the "53 Defense."
- Oct. 17 —QB Bob Griese sets NFL record with three consecutive passes for TDs in first quarter of 41-3 victory over New England at Orange Bowl.
- Nov. 7 —Dolphins post first-ever shutout, 34-0, over Buffalo at Orange Bowl although the Bills gained 364 yards.
- Nov. 14 —QB Bob Griese, despite illness, rallies Dolphins from 21-3 deficit to a 24-21 victory over Pittsburgh at Orange Bowl with record 86-yard TD pass to Paul Warfield and record 73-yard punt by Larry Seiple.

- Dec. 19 —Record regular-season crowd of 74,215 paid sees Dolphins win AFC East title by defeating Green Bay, 27-6, FB Larry Csonka becomes club's first 1,000-yard rusher with 1,051 yards, and placekicker Garo Yepremian leads NFL with 117 points.
- Dec. 25 —Dolphins win longest game (82 minutes, 40 seconds) in pro football history, 27-24, at Kansas City as Garo Yepremian kicks 37-yard field goal in second overtime of AFC semifinal playoff.

1972

- Jan. 2 —Dolphins stymie Baltimore, 21-0, for first AFC Championship before 78,629 spectators at Orange Bowl. Colts are scoreless for first time in 97 games and strong safety Dick Anderson returns interception 62 yards for clinching TD.
- Jan. 16 —Dallas rushes for 252 yards in defeating Dolphins 24-3, in Super Bowl VI before 81,035 spectators at Tulane Stadium, New Orleans.
- April 25 —Dolphins claim 16-year pro QB Earl Morrall, 38, on waivers from Baltimore.
- Oct. 1 —Dolphins end season ticket sale at record 69,303.
- Oct. 15 —QB Earl Morrall replaces injured Bob Griese (broken right leg, dislocated ankle) at Orange Bowl and finishes 24-10 victory over San Diego for 5-0 record.
- Oct. 22 —Garo Yepremian kicks longest field goal (54 yards) of career in 24-23 victory over Buffalo at Orange Bowl.
- Nov. 12 —Don Shula becomes first NFL coach to win 100 regular-season games in 10 seasons as Dolphins smother New England, 52-0, with 501 total yards at Orange Bowl.
- Dec. 16 —Dolphins achieve NFL's first 14-0 regular-season record and break NFL rushing record with 2,960 yards by defeating Baltimore, 16-0, at Orange Bowl.
- Dec. 31 —QB Bob Griese comes off bench of 7-7 battle in third quarter, and, after a 10-game absence, he rallies Dolphins to 21-17 victory at Pittsburgh to repeat as AFC champions.

1973

- Jan. 14 —Dolphins cap a perfect season in Super Bowl VII at Los Angeles by defeating Washington, 14-7, for NFL's first unbeaten, untied record. A 28-yard TD pass from Bob Griese to Howard Twilley and interceptions by LB Nick Buoniconti and safety Jake Scott are key plays.
- April 18 —Dolphins surpass NFL record with 74,961 season ticket sales. Kansas City held old record of 72,885 in 1972.
- Sept. 30 —RB Mercury Morris sets single-game rushing record of 197 yards on 15 carries with three TDs (24, 70, 35) against New England, 44-23, at Orange Bowl.
- Nov. 11 —Dolphins shut out Baltimore for fourth consecutive time, 44-0, as CB Tim Foley returns two blocked punts for TDs at Orange Bowl.
- Dec. 15 —WR Paul Warfield catches four TD passes (21, 7, 16, 4) from Bob Griese in first half of 34-7 victory over Detroit at Orange Bowl. Dolphins compile best two-year record (26-2) in NFL history.
- Dec. 30 —Dolphins rush for 266 yards in defeating Oakland, 27-10, for unprecedented third straight AFC Championship at Orange Bowl.

1974

- Jan. 13 —Dolphins overpower Minnesota, 24-7, in Super Bowl VIII at Rice Stadium in Houston for second consecutive NFL Championship. FB Larry Csonka gains 145 yards on 33 carries and Dolphins outscore three playoff foes, 85-33.

- Jan. 20 —Garo Yepremian kicks five field goals for AFC including 42-yarder with 21 seconds remaining for 15-13 victory in Pro Bowl at Kansas City.
- March 31 —FB Larry Csonka, WR Paul Warfield and RB Jim Kiick sign \$3.3 million package deal in Toronto to play for John Bassett in World Football League.
- July 1 —NFL Players Association declares strike. Dolphin Managing General Partner Joseph Robbie charges NFLPA with "search and destroy" mission.
- July 10 —Chicago Tribune Charities cancels July 26 College All-Star Game with Dolphins due to strike.
- July 17 —Seven veterans cross picket line: C Jim Langer, S Jake Scott, TE Jim Mandich, LB Bob Matheson, QB Earl Morrall and RBs Don Nottingham and Mercury Morris.
- Aug. 14 —Strike ends after seven weeks.
- Nov. 17 —Dolphins outlast Buffalo, 35-28, at Orange Bowl on 23-yard TD by Don Nottingham with 19 seconds remaining; third time in season that Dolphins score winning points with less than 20 seconds to play.
- Dec. 2 —FB Larry Csonka gains 100 yards for 19th time with 123 yards in 24-3 victory over Cincinnati at Orange Bowl; seventh consecutive win on Monday night TV.
- Dec. 15 —Dolphins rally from 24-point deficit to defeat New England, 34-27, for 31st consecutive victory (excluding preseason) at Orange Bowl. QB Earl Morrall passes for 288 yards and Miami closes with 11-3 record.
- Dec. 21 —Oakland spoils Dolphins' bid for third consecutive NFL Championship, 28-26, in AFC semifinal at Oakland on 8-yard TD pass from Ken Stabler to Clarence Davis with 26 seconds remaining.

1975

- Sept. 22 —Winning streak at Orange Bowl stops at 31 games after 31-21 loss to Oakland.
- Oct. 19 —Dolphins intercept Jets' QB Joe Namath six times in 43-0 victory at New York.
- Oct. 22 —World Football League folds after losing \$30 million, but three ex-Dolphins still under contract to John Bassett.
- Nov. 23 —QB Bob Griese suffers torn tendons in right foot during third quarter of 33-17 loss to Baltimore at Orange Bowl.
- Dec. 7 —Third-string QB Don Strock directs 31-21 victory over Buffalo at Orange Bowl for 12th consecutive victory over Bills.
- Dec. 14 —Dolphins suffer 10-7 loss in overtime at Baltimore on 31-yard FG by Toni Linhart, and miss qualifying for playoffs for first time in six years under Don Shula.

1976

- Jan. 22 —Prescription Athletic Turf (grass) approved for Orange Bowl stadium, at a cost of \$244,500.
- March 30 —Seattle selects Dolphin original OT Norm Evans in expansion draft; Tampa Bay selects LBs Bruce Elia and Doug Swift, who retires to enter medical school.
- Sept. 26 —Dolphins face QB Joe Namath of New York Jets for last time and post 16-0 shutout at Orange Bowl.
- Oct. 17 —WR Howard Twilley, last of Dolphin originals, surpasses 3,000 career yards with eight catches for 104 yards in 20-17 overtime loss to Kansas City at Orange Bowl.
- Dec 5. —WR Freddie Solomon gains 252 yards in three-TD spectacular that includes record 79-yard punt return, 53-yard pass play and 59-yard flanker reverse in 45-27 victory over Buffalo Bills at Orange Bowl.

1977

- March 14 —Dolphins agree to 10-year lease for use of Orange Bowl with three-year cancellation notice. New lease doubles rent to \$45,000 per game but is less than City of Miami's proposed 10 per cent of gross ticket sales.
- May 2 —QB Earl Morrall, 43, who spent five seasons with the Dolphins, retires from a 21-year career. Morrall passed for 20,809 career yards and guided the Dolphins through most of undefeated 1972 season.
- Sept. 11 —QB Bob Griese, forced to wear eyeglasses because of problems with contact lenses, passes for two TD's in 27-21 preseason victory at New York Giants.
- Nov. 24 —QB Bob Griese becomes first since 1972 to throw six TD passes in a game, and Dolphins set records of 55 points and 503 yards in 55-14 rout on Thanksgiving Day at St. Louis.
- Dec. 5 —Rookie RB Leroy Harris gallops 77 yards for longest TD run in Dolphin history, capping 17-6 victory over Baltimore at Orange Bowl.
- Dec. 15 —Maxwell Club of Philadelphia names QB Bob Griese as its Pro Player of Year.
- Dec. 17 —Dolphins close 10-4 season with QB Bob Griese's record 22nd TD pass and Nat Moore's record 13th TD in 31-14 victory over Buffalo at Orange Bowl.

1978

- Feb. 17 —Chuck Connor, 40, becomes Director of Player Personnel after three years scouting for BLESTO. He succeeds Bobby Beathard, who resigned Feb. 7 and became general manager of Washington Redskins.
- April 17 —Dolphins acquire RB Delvin Williams from San Francisco 49ers in exchange for WR Freddie Solomon, FS Vern Roberson and picks in the first and fifth rounds of 1978 draft.
- Aug. 25 —QB Bob Griese suffers torn ligaments in left knee during 24-20 preseason victory at Tampa, and backup Don Strock guides Dolphins to 5-2 record before Griese returns as starter Oct. 22.
- Nov. 5 —A 17-point blitz in first quarter and 5 quarterback sacks enable Dolphins to upset defending Super Bowl champion Dallas Cowboys, 23-16, at Orange Bowl.
- Nov. 12 —Delvin Williams becomes first 1,000-yard rusher of 1978 with 144 yards and two TDs in 25-24 triumph at Buffalo, marking 18th straight win over Bills. Williams set Dolphin record of 1,258 yards rushing in season.
- Dec. 10 —LB Larry Gordon intercepts three passes in 23-6 rout of Oakland Raiders at Orange Bowl to clinch "wild-card" berth in playoffs.
- Dec. 18 —Garo Yepremian ties NFL record with 16th consecutive field goal, capping 23-3 victory over New England and boosting Dolphins to 11-5 record.

1979

- Jan. 8 —Howard Schnellenberger, receivers and passing game coach, is named head coach at the University of Miami.
- Feb. 22 —FB Larry Csonka, 32, re-signs with Dolphins as a free agent after four-year absence in World Football League (1975) and NFL's New York Giants (1976-78).
- Sept. 23 —FB Larry Csonka scores three TDs for second time in career as Dolphins crush Chicago, 31-16, at Orange Bowl for 4-0 start.
- Oct. 14 —Tony Nathan escapes on record 86-yard punt return for TD as Dolphins defeat Buffalo, 17-7, for 20th consecutive win in series.

- Oct. 28 —WR Duriel Harris sets single-game records of 10 catches for 180 yards in 27-7 rout of Green Bay at Orange Bowl.
- Nov. 29 —QB Bob Griese, benched in favor of Don Strock for second straight game, rallies Dolphins to 26 points in second half for 39-24 victory over New England as FB Larry Csonka scores three TDs.
- Dec. 9 —QB Bob Griese completes 17 of 22 passes for 229 yards in 28-10 win at Detroit which clinches AFC East title.
- Dec. 30 —Pittsburgh overpowers Dolphins with 20-point first quarter in 34-14 playoff victory at Pittsburgh, and Steelers eventually win Super Bowl XIV.

1980

- Sept. 5 —Don Shula signs four-year contract through 1983 season and cancels old pact which had one year remaining.
- Sept. 21 —QB Bob Griese wins his 100th game, coming off bench and passing for two TDs in fourth quarter for 20-17 victory at Atlanta.
- Oct. 5 —QB Bob Griese surpasses 25,000 yards for career with a 222-yard first half, but he suffers sprained right shoulder in 30-17 loss to Baltimore and is gone for remainder of season.
- Nov. 9 —Rookie QB David Woodley passes for three TDs and runs for another two TDs in stunning 35-14 upset of defending National Conference champion Los Angeles at Anaheim.


1981

- Feb. 5 — Six-time All-Pro guard Larry Little, 35, retires from a 14-year career including 12 years with the Dolphins. He ended with a club record 164 starts.
- June 25 —QB Bob Griese, the 14th passer in football history to eclipse 25,000 yards, retires from a 14-year career with the Dolphins. He had presided over 101 of the 135 victories in the club's history (101-62-3) and was consensus All-Pro in 1971 and 1977. The six-time Pro Bowl quarterback held records of 1,926 completions in 3,429 attempts, 25,092 yards and 56.2 percent passing accuracy. He guided Dolphins to Super Bowl triumphs in 1972 and 1973.
- Sept. 10 —Rookie Tom Vigorito rambles 87 yards for record punt-return TD as Dolphins crush Pittsburgh, 30-10, before 74,190 fans, largest Orange Bowl crowd since 1975.
- Sept. 27 —Coach-and-son clash, Shula Bowl I, has Don Shula opposed by Baltimore rookie punt returner David Shula. Dolphins outlast Colts, 31-28, for fourth straight win in Baltimore.
- Nov. 8 —Don Shula captures 200th NFL coaching victory when linebacker Bob Brudzinski intercepts pass in overtime and sets up Uwe von Schamann for 30-yard field goal in 30-27 triumph at New England.
- Dec. 19 —Dolphins complete sweep of last four games of season and win AFC East title in 16-6 conquest of Buffalo before 72,956 fans at Orange Bowl. Miami posts fourth-best record (11-4-1) in NFL.

1982

- Jan. 2 —Dolphins overcome 0-24 deficit but succumb in overtime, 41-38, to San Diego in highest-scoring playoff game in history. Rolf Benirschke ends four-hour struggle with 29-yard field goal. It is only game in NFL where two quarterbacks, Miami reliever Don Strock and San Diego star Dan Fouts, both passed for more than 400 yards. Orange Bowl crowd of 73,735 comprised fourth sellout of season.

RETIRED JERSEY • 12



He was unquestionably the "thinking man's quarterback." Bob Griese, renowned for his poised leadership and ingenious play-calling, had sustained the Dolphin offense with a flair for winning since 1967.

The bespectacled quarterback became the 14th passer in the NFL's exclusive 25,000-yard club in 1980, and on the same day he reached that milestone, he suffered a shoulder injury which ultimately forced his retirement June 25, 1981. His No. 12 jersey became the first to be retired May 6, 1982 in ceremonies at the Dolphins' annual awards banquet.

He had presided over 101 of the 135 wins in Dolphin history (101-62-3) and had a .698 winning percentage (91-39-1) under Coach Don Shula. "Cornerstone of the franchise," Dolphin owner Joseph Robbie called him. He was consensus All-Pro quarterback in 1971 and 1977, made six appearances in Pro Bowl and has been voted team's Most Valuable Player six times by South Florida media.

"He's probably the most unselfish guy I've ever been around," Shula says. "He gets as much thrill call the right running play for a touchdown as he does connecting on a bomb. That's just his makeup."

GRIESE'S PASSING

	G-S	Att.	Comp.	Yds.	Pct.	TD	Int.	Long	Tkld.
1967	12-11	331	166	2005	50.2	15	18	68t	25/240
1968	13-13	355	186	2473	52.4	21	16	50t	43/372
1969	9-9	252	121	1695	58.0	10	16	53t	33/289
1970	14-14	245	142	2019	48.0	12	17	54t	31/282
1971	14-13	263	145	2089	55.1	19	9	86t	23/248
1972	6-5	97	53	638	54.6	4	4	39	7/45
1973	13-13	218	116	1422	53.2	17	8	46	11/75
1974	13-13	253	152	1968	60.1	16	15	54	27/202
1975	10-10	191	118	1693	61.8	14	13	79t	16/131
1976	13-13	272	162	2097	59.6	11	12	47t	30/266
1977	14-14	307	180	2252	58.6	22	13	73t	36/303
1978	11-9	235	148	1791	63.0	11	11	63t	18/165
1979	14-12	310	176	2160	56.8	14	16	51	26/223
1980	5-3	100	61	790	61.0	6	4	54	9/89
TOTAL	161-152	3429	1926	25092	56.2	192	172	86t	335/2930
Playoffs	12-11	208	112	1467	53.8	10	12	75t	15/152

MIAMI DOLPHINS ALL-TIME ROSTER (1966-1980)

HEAD COACHES

George Wilson—Northwestern	66-69
Don Shula—John Carroll	70-81

ASSISTANT COACHES

Arnsparger, Bill— Miami, Ohio	70-73, 76-81	Keane, Tom—West Virginia	66-81
Bingaman, Les—Illinois	66-69	McPeak, Bill—Pittsburgh	73-74
Clarke, Monte—Southern Cal	70-75	Pellegrini, Bob—Maryland	66-67
Costello, Vince—Ohio U.	74	Sandusky, John—Villanova	76-81
Crosby, Steve—Fort Hays	79-81	Scarry, Mike—Waynesburg	70-81
Doll, Don—Southern Cal	75-76	Schnelker, Bob—Bowling Green	74
English, Wally—Louisville	81	Schnellenberger, Howard— Kentucky	70-72, 75-78
Hefferle, Ernie—Duquesne	66-69	Taseff, Carl—John Carroll	70-81
Henning, Dan—Wm & Mary	79-80	Walston, Bobby—Georgia	66-67
Ildzik, John—Maryland	66-69		

PLAYERS ON ACTIVE ROSTER

(Bold Face for Players from Super Bowl Victories)

Alexander, John (DE) Rutgers	77-78	Clancy, Jack (WR) Michigan	67-69
Allen, Jeff (CB) Cal-Davis	80	Clancy, Sean (LB) Amherst	71
Anderson, Dick (SS) Colo	68-75, 77	Cole, Terry (RB) Indiana	78
Anderson, Terry (WR)		Colzie, Neal (S) Ohio St	79
Bethune-Cookman	77-78	Cooke, Ed (DE) Maryland	66-67
Andrews, John (DE) Morgan St	75-76	Cornelius, Charles (CB)	
Auer, Joe (RB) Georgia Tech	66-67	Bethune-Cookman	77-78
Babb, Charlie (S) Memphis St	72-79	Cornish, Frank (DT)	
Bachman, Ted (CB) N. Mex. St	76	Grambling	70-71
Bailey, Elmer (WR) Minnesota	80-81	Cox, Jim (TE) Miami, Fla	68
Beaudoin, Doug (S) Minnesota	74	Cronin, Bill (TE) Boston College	66
Bell, Larry (LB) Louisville	72-74, 77-78	Crowder, Randy (DT)	
Bannon, Bruce (LB) Penn St	73-74	Penn State	74-76
Barber, Rudy (LB)		Crusan, Doug (T) Indiana	68-74
Bethune-Cookman	68	Csonka, Larry (FB) Syracuse	68-74, 79
Barnett, Bill (DE) Nebraska	80-81	Current, Mike (T) Ohio St	67, 77-79
Barisich, Carl (DT) Princeton	77-80	Darnall, Bill (WR) N. Carolina	68-69
Barnes, Rodrigo (LB) Rice	75	Davis, Gary (RB) Cal Poly SLO	76-79
Baumhower, Bob (DT) Alabama	77-81	Davis, Ted (LB) Georgia Tech	70
Beaudoin, Doug (S) Minnesota	80	DeMarco, Bob (C) Dayton	70-71
Beier, Tom (S) Miami, Fla	67, 69	Dei Gaizo, Jim (QB) Tampa	72, 75
Benjamin, Guy (QB) Stanford	78-79	Den Herder, Vern (DE)	
Bennett, Woody (RB)		Central College, Iowa	71-81
Miami, Fla	80-81	Dennard, Mark (C) Tex. A&M	79-81
Berger, Ron (DE) Wayne St	73	Dennery, Mike (LB) So. Miss	76
Bessillieu, Don (S) Ga. Tech	79-81	Dornbrook, Thom (G) Kentucky	80
Bettors, Doug (DE) Nev/Reno	78-81	Dotson, Al (DT) Grambling	66
Blackwood, Glenn (S) Texas	79-81	Drougas, Tom (T) Oregon	75-76
Blackwood, Lyle (S) TCU	81	Duhe, A.J. (LB) LSU	77-81
Bokamper, Kim (LB) San Jose St	77-81	Dunaway, Jim (DT) Mississippi	72
Bosarge, Wade (S) Tulsa	77	Dvorak, Rick (DE) Wichita St	77
Boutwell, Tom (QB) So. Miss	69	Edmunds, Randall (LB)	
Boynnton, John (T) Tennessee	69	Georgia Tech	68-69
Bramlett, John (LB)		Elia, Bruce (MLB) Ohio State	75
Memphis State	67-68	Ellis, Ken (CB) Southern	76
Branch, Mel (DE) LSU	66-68	Emanuel, Frank (LB) Tenn	68-69
Braxton, Jim (RB) W. Va	78	Erlandson, Tom (LB) Wash. St	66-67
Briscoe, Marlin (WR) Omaha	72-74	Evans, Norm (T) TCU	66-75
Brown, Dean (S) Ft. Valley St	70	Faison, Earl (DE) Indiana	66
Brudzinski, Bob (LB) Ohio St	81	Farley, Dale (LB) W. Virginia	71
Buggers, Bob (LB) Minnesota	66-68	Fernandez, Manny (DE) Utah	68-75
Bulcich, Norm (RB) TCU	75-79	Fleming, Marv (TE) Utah	70-74
Buoniconti, Nick (LB)		Foley, Tim (CB) Purdue	70-80
Notre Dame	69-74, 76	Fowler, Charlie (G) Houston	67-68
Canale, Whit (DE) Tennessee	66	Franklin, Andra (FB) Nebraska	81
Carlton, Darryl (T) Tampa	75-76	Fultz, Mike (DT) Nebraska	81
Carpenter, Preston (TE) Ark	66	Funchess, Tom (T) Jackson St	74
Casares, Rick (RB) Florida	66	Giaquinto, Nick (RB) Conn.	80-81
Cefalo, Jimmy (WR) Penn St	78-81	Giesler, Jon (T) Michigan	79-81
Cesare, Billy (S) Miami, Fla	80	Gilchrist, Cookie (RB) None	66
Chambers, Rusty (LB) Tulane	76-80	Ginn, Hubert (RB) Fla. A&M	70-75
Chesser, George (RB)		Goode, Irv (C-G) Kentucky	73-74
Delta State	66-67	Goode, Tom (C) Miss. State	66-69
Gordon, Larry (LB) Ariz St	76-81		
Grady, Garry (S) E. Mich	69	Kolen, Mike (LB) Auburn	70-75, 77
Green, Cleveland (T)		Kozlowski, Mike (S) Colorado	79, 81
Southern	79-81	Kremser, Karl (K) Tennessee	69-70
Griese, Bob (QB) Purdue	67-80	Kuechenberg, Bob (G) N. Dame	70-81
Groth, Jeff (WR) Bowling Green	79	Laakso, Eric (T) Tulane	78-81
Hammond, Kim (QB) Fla. St	88	Lamb, Mack (CB) Tenn. St	67-68
Hardy, Bruce (TE) Ariz. St	78-81	Land, Mel (LB) Mich. St	79
Harper, Jack (RB) Florida	67-68	Langer, Jim (C) S. Dakota St	71-79
Harris, Duriel (WR) N. Mex. St	78-81	Lawless, Burton (G) Florida	81
Harris, Leroy (RB) Ark. St	77-78	Lee, Ronnie (TE) Baylor	79-81
Haynes, Abner (RB) N. Tex. St	67	Leigh, Charles (RB) None	71-73
Heinz, Bob (DT) Pacific	69-74, 76-77	Little, Larry (G)	
Heath, Clayton (RB)		Bethune-Cookman	69-80
Wake Forest	76	Lothridge, Billy (P) Ga. Tech	72
Higgins, Jim (G) Xavier	66	Lusteg, Booth (K) Connecticut	67
Hill, Barry (S) Iowa State	75-76	Malone, Benny (RB) Ariz. St	74-78
Hill, Ike (WR) Catawba	76	Mandich, Jim (TE) Michigan	70-77
Hill, Eddie (RB) Memphis St	81	Mass, Wayne (T) Clemson	71
Hines, Jimmy (WR) Texas So	69	Matheson, Bob (LB) Duke	71-79
Holmes, John (DE) Fla. A&M	66	Mathews, Bo (FB) Colorado	81
Holmes, Mike (WR) Texas So	76	Mathews, Wes (WR) NE Okla	66
Hopkins, Jerry (LB) Tex. A&M	67-68	Mauck, Carl (C) So. Illinois	70
Howell, Mike (DB) Grambling	72	McBride, Norm (DE) Utah	69-70
Howell, Steve (RB) Baylor	79-81	McCreary, Laird (TE)	
Hudock, Mike (C) Miami, Fla	66	Tennessee St	76-78
Hunter, Billy (RB) Syracuse	66	McCullers, Dale (LB) Fla. St	69
Jackson, Frank (WR) SMU	66-67	McDaniel, Wahoo (LB) Okla	66-68
Jacobs, Ray (DT)		McFarland, Jim (TE) Nebraska	75
Howard Payne	67-68	McGeever, John (S) Auburn	66
Jaquess, Pete (DB)		McNeal, Don (CB) Alabama	80-81
Eastern New Mexico	66-67	Mertens, Jim (TE) Fairmont St	69
Jenkins, Al (T) Tulsa	72	Michel, Mike (P/K) Stanford	77
Jenkins, Ed (RB) Holy Cross	72	Milton, Gene (WR) Fla. A&M	68-69
Jensen, Jim (QB) Boston Univ	81	Mingo, Gene (K) None	66-67
Joe, Billy (RB) Villanova	66	Mira, George (QB) Miami, Fla	71
Johnson, Curtis (CB) Toledo	70-78	Mitchell, Melvin (G) Tenn. St	76-78
Joswick, Bob (DE) Tulsa	68-69	Mitchell, Stan (RB) Tennessee	66-70
Keating, Bill (DT) Michigan	67	Moore, Mautly (DT)	
Keyes, Jimmy (LB-K) Miss	68-69	Bethune-Cookman	72-74
Klick, Jim (RB) Wyoming	68-74	Moore, Nat (WR) Florida	74-81
Kindig, Howard (G-C)		Moore, Wayne (T) Lamar Univ	70-78
Cal State-Los Angeles	72-73	Morreau, Doug (TE) LSU	66-69
Kocourek, Dave (TE) Wisconsin	66	Morrall, Earl (QB) Mich. St	72-76
		Morris, Mercury (RB)	
		West Texas St	69-75



Linebacker Earnie Rhone led Dolphin defense with 171 tackles in 1981.

Moser, Rick (RB) Rhode Island 80
 Mumphord, Lloyd (CB) Tex. So . . . 69-74
 Nathan, Tony (RB) Alabama 79-81
 Neff, Bob (S)
 Stephen F. Austin 66-68
 Neighbors, Billy (G) Alabama 66-69
 Newman, Ed (G) Duke 73-81
 Nomina, Tom (DT) Miami, Ohio 66-68
 Noonan, Karl (WR) Iowa 66-71
 Noonan, Rick (QB) Kentucky 66-69
 Nottingham, Don (RB) Kent St 73-77
 Orosz, Tom (P) Ohio St 81
 Ortega, Ralph (LB) Florida 79-80
 Owens, Morris (WR) Ariz. St 75-76
 Palmer, Dick (LB) Kentucky 70
 Park, Ernie (G) McMurry 66
 Pearson, Willie (CB) N.C. A&T 69
 Pesuit, Wally (T) Kentucky 77-78
 Petrella, Bob (S) Tennessee 66-71
 Poole, Ken (DT) NE Louisiana 81
 Potter, Steve (LB) Virginia 81
 Powell, Jesse (LB) W. Tex. St 69-73
 Price, Sam (RB) Illinois 66-68
 Pryor, Barry (RB) Boston U 69-70
 Pyburn, Jack (T) Texas A&M 66-68
 Rather, Bo (R) Michigan 73, 78
 Ray, Ricky (CB) Norfolk St 81
 Reese, Don (DT) Jackson St 74-76
 Rhone, Earnie (LB)
 Henderson, Ark 75, 77-81
 Rice, Ken (G) Auburn 66-67
 Richardson, Jeff (T) Mich. St 69
 Richardson, John (DT) UCLA 67-71
 Richardson, Willie (WR)
 Jackson St 70
 Riley, Jim (DE) Oklahoma 67-71
 Roberson, Bo (WR) Cornell 66
 Roberts, Vern (S) Grambling 77
 Roberts, Archie (QB) Columbia 67
 Roberts, George (P) Va. Tech 78-80
 Roberts, Guy (LB) Maryland 77
 Robiskie, Terry (FB) LSU 80-81
 Roderick, John (WR) SMU 66-67
 Rose, Joe (TE) California 80-81
 Rudolph, Jack (LB) Ga. Tech 66
 Salter, Bryant (S) Pittsburgh 76
 Scott, Jake (S) Georgia 70-75
 Selpe, Larry (P) Kentucky 67-77
 Selfridge, Andy (LB) Virginia 76
 Sellers, Ron (WR) Florida St 73
 Shull, Steve (LB) Wm/Mary 80-81
 Simpson, Bob (DE) Colorado 78
 Small, Gerald (CB)
 San Jose St 78-81

Smith, Tom (RB) Miami, Fla 73
 Solomon, Freddie (WR) Tampa 75-77
 Speyrer, Cotton (WR) Texas 75
 Stanfill, Bill (DE) Georgia 69-76
 Stephenson, Dwight (C)
 Alabama 80-81
 Stofa, John (QB) Buffalo 66-67, 69-70
 Stowe, Otto (WR) Iowa State 71-72
 Strock, Don (QB) Va. Tech 74-81
 Stuckey, Henry (CB) Missouri 72-74
 Swilt, Doug (LB) Amherst 70-75
 Taylor, Ed (CB) Memphis St 79-81
 Testerman, Don (FB) Clemson 80
 Thomas, Norris (CB) So. Miss 77-79
 Thomas, Rodell (LB) Alabama St 81
 Thornton, Jack (LB) Auburn 66
 Tillman, Andre (TE) Tex Tech 75-78
 Toews, Jeff (G) Washington 79-81
 Torczon, LaVerne (DE) Nebraska 66
 Torrey, Bob (FB) Penn St 79
 Towle, Steve (LB) Kansas 75-80
 Tucker, Gary (RB) Chattanooga 68
 Twilley, Howard (WR) Tulsa 66-76
 Urbanek, Jim (DT) Miss 68
 Vigorito, Tom (RB) Virginia 81
 Volk, Rick (S) Michigan 77-78
 von Schamann, Uwe (K) Okla 79-81
 Wade, Charley (WR) Tenn. St 73
 Walker, Fulton (CB) West Va 81
 Walters, Rod (G) Iowa 80
 Wentland, Hal (TE) Tenn 66
 Warfield, Paul (WR) Ohio State 70-74
 Warren, Jimmy (CB) Illinois 66-69
 Washington, Dick (DB)
 Bethune-Cookman 68
 Weisacosky, Ed (LB) Miami, Fla 68-70
 West, Willie (S) Oregon 66-68
 Westmoreland, Dick (CB)
 North Carolina A&T 66-69
 White, Jeris (CB) Hawaii 74-76
 Wickert, Tom (T) Wash. State 74
 Williams, Delvin (RB) Kansas 78-80
 Williams, Maxie (G-T) SE La 66-70
 Wilson, George, Jr. (QB) Xavier 66
 Windauer, Bill (DT) Iowa 75
 Winfrey, Stan (RB) Ark. St 75-77
 Wood, Dick (QB) Auburn 66
 Woodley, David (QB) LSU 80-81
 Woods, Larry (DT) Tenn. State 73
 Woodson, Fred (G) Fla. A&M 67-69
 Yepremian, Garo (K) None 70-78
 Young, Steve (T) Colorado 77
 Young, Willie (T) Alcorn A&M 73
 Zecher, Rich (DT) Utah State 66-67

Four former Dolphins rank in the Top 10 in various all-time National Football League statistical categories:

- **Rushing**—Fullback Larry Csonka, 8,081 yards rushing, seventh place. Csonka had three 1,000-yard seasons and gained 6,737 yards for the Dolphins in eight seasons (1968-74, 1979), and he scored 57 touchdowns.
- **Touchdowns**—Wide receiver Paul Warfield, 86 touchdowns, 10th place. Warfield scored 33 of those TDs in his five years in Miami (1970-74).
- **Points**—Placekicker Garo Yepremian, 1,062 points, ninth place. He kicked 165 field goals and 335 extra points for 830 points in his nine seasons with the Dolphins (1970-78).
- **Kickoff Return Average**—Mercury Morris, a 1,000-yard returns back in 1972, had a 26.5-yard average on 111 kickoff returns to rank 10th. Morris spent seven years (1969-75) with Miami.

ALL-TIME DRAFT CHOICES
(Bold Face Indicates Active Roster)

1966 EXPANSION DRAFT

FROM NEW ENGLAND			FROM KANSAS CITY	
Eddie Wilson	QB	Arizona	Al Dotson	DT
Billy Neighbors	G	Alabama	Mel Branch	WR
Ross O'Hanley	S	Boston College	Frank Jackson	DE
Jack Rudolph	LB	Georgia Tech	Ron Caveness	LB
FROM BUFFALO			FROM NEW YORK JETS	
Billy Joe	FB	Villanova	Wahoo McDaniel	LB
Bo Roberson	WR	Cornell	Willie West	S
x-Jim Davidson	OT	Ohio State	Mike Hudock	C
Howard Simpson	DT	Auburn	LaVerne Torczon	DE
FROM DENVER			FROM OAKLAND	
John McGeever	S	Auburn	Rich Zecher	DT
Ed Cooke	DE	Maryland	Dick Wood	QB
Tom Erlandson	LB	Washington St.	Ken Rice	G
Tom Nomina	DT	Miami (Ohio)	Gene Mingo	K
FROM HOUSTON			FROM SAN DIEGO	
Norm Evans	OT	Texas Christian	Dave Kocourek	TE
Tom Goode	C	Miss. State	Ernie Park	G
Jack Spikes	FB	Texas Christian	Jimmy Warren	CB
Maxie Williams	OT	SE Louisiana	Dick Westmoreland	CB
x-retired				

1966 DRAFT CHOICES

1a x-Jim Grabowski	RB	Illinois	10 x-Pat Killorn	C	Syracuse
1b Rick Norton	QB	Kentucky	11 Sam Price	RB	Illinois
2 Frank Emanuel	LB	Tennessee	12 Howard Twilley	WR	Tulsa
3 x-Larry Gagner	G	Florida	13 x-Ken Kramer	TE	Minnesota
4 x-Dick Leftridge	RB	West Virginia	14 Phil Scoggin	P	Texas A&M
5 Grady Bolton	DT	Miss. St.	15 Jerry Oliver	OT	SW Texas
6 x-Ed Weisacosky	LB	Miami (Fla.)	16 Don Lorenz	DE	Stephen Austin
7 x-Don Hansen	LB	Illinois	17 x-Mike Bender	G	Arkansas
8 Bob Petrella	S	Tennessee	18 x-Rick Kestner	E	Kentucky
9 x-Bill Matan	DE	Kansas St.	19 Doug Moreau	TE	Louisiana St
			20 John Tooker	CB	Adams State

x-signed with National Football League

1966 REDSHIRT DRAFT

1 Harold Roderick	WR	SMU	7 Don Williams	QB	Wofford
2 Jim Riley	WR	Auburn	8 Jon Brittenum	QB	Arkansas
3 Jack Clancy	WR	Michigan	9 x-Craig Baynham	WR	Georgia Tech
4 x-Jim Mankins	RB	Florida St.	10 x-Randy Winkler	OT	Tarleton St.
5 x-Fritz Greenlee	TE	Arizona	11 Kai Anderson	C	Illinois
6 Bill Darnall	DE	North Carolina			

x-signed with National Football League

NOTE: Numbers in parentheses indicate drafting position from one round to the next among all NFL clubs.

1967 DRAFT CHOICES (4-5-3)

1. Bob Griese	QB	Purdue	10. Tom Beier	S	Miami (Fla.)
2. Jim Riley	DT	Oklahoma	11. Jack Pyburn	OT	Texas A&M
3. TO DENVER for Cookie Gilchrist			12a. y-Stan Juk	LB	South Carolina
4. Bob Greenlee	DE	Yale	12b. y-Jim Whitaker	CB	Missouri
5a. TO DENVER for Cookie Gilchrist			(from Denver for Jerry Oliver)		
5b. x-Gary Tucker	RB	Chattanooga	13. TO BUFFALO for George Wilson Jr.		
(from Buffalo for Jack Spikes)			14. Charlie Stikes	CB	Kent State
6. Bud Norris	TE	Washington St.	15. Jake Ferro	LB	Youngstown
7. Larry Selpe	TE	Kentucky	16. Maurice Calhoun	RB	Central Ohio
8. TO OAKLAND for Bill Cronn			17. Larry Kissam	T	Florida St
9. John Richardson	DT	UCLA			

x-taxi squad '67
 y-entered medical school

1968 DRAFT CHOICES (7-8)

1a. Larry Csonka	RB	Syracuse	8a. TO NEW YORK for Archie Roberts		
1b. Doug Crusan	OT	Indiana	8b. Randall Edmunds	LB	Georgia Tech
(from Cincinnati for John Stofa)			(from Oakland for Dave Kocourek)		
2a. Jim Keyes	LB	Mississippi	9a. Sam McDowell	T	SW Missouri
2b. Jim Cox	TE	Miami (Fla.)	9b. y-Tom Paciorek	CB	Houston
(from Cincinnati for John Stofa)			(from Houston for Billy Anderson)		
3a. Jim Urbanek	DT	Mississippi	10. Joe Mirto	T	Miami (Fla.)
3b. Dick Anderson	S	Colorado	11. Cornelius Cooper	DE	Prairie View
(from San Diego for Jon Brittenum)			12. Paul Paxton	T	Akron
4. TO DENVER for John Bramlett			13. Bob Joswick	DE	Tulsa
5. Jim Kilick	RB	Wyoming	14. Ray Blunk	TE	Xavier
6a. Kim Hammond	QB	Florida St.	15. Ken Corbin	LB	Miami (Fla.)
(from Denver in 7-man deal)			16. Henry Still	DT	Bethune-Cookman
6b. x-Jimmy Hines	WR	Texas Southern	17. Bill Nemeth	C	Arizona
7. x-John Boynton	T	Tennessee			

x-taxi squad '68 y-pro baseball

1969 DRAFT CHOICES (11)

1 Bill Stanfill	DE Georgia	8 Bruce Weinstein	TE Yale
2 Bob Heinz	DT Pacific	9 Jesse Powell	LB West Tex St.
3 Mercury Morris	RB West Tex St.	10 Jim Mertens	TE Fairmont St.
4 Norm McBride	LB Utah	11 Mike Berdis	DT N. Dakota St.
5a. Willie Pearson	WR N.C. A&T	12 Dale McCullers	LB Florida St.
5b. Karl Kremer	K Tennessee	13 Amos Ayres	S Arkansas AM&N
(from Oakland for John Roderick)		14 Glynn Thompson	DT Troy State
6. Ed Tuck	G Notre Dame	15 Chick McGeehan	WR Tennessee
7a. John Egan	C Boston College	16 Lloyd Mumphord	CB Texas Southern
7b. John Kulka	G Penn State	17 Tom Krallman	DE Xavier
(from San Diego for Tom Erlanson)			

1970 DRAFT CHOICES (3)

1 TO CLEVELAND for Paul Warfield	10 Dick Nittnger	G Tampa
2 Jim Mandich	TE Michigan	DT Rice
3 Tim Foley	CB Purdue	11 Brownie Wheelless
4 Curtis Johnson	CB Toledo	12 Mike Kolen
5 TO NEW ENGLAND in Buoniconti deal	13 Dave Buddington	RB Auburn
6 Dave Campbell	DE Auburn	14 Gary Brackett
7 Jake Scott	S Georgia	G Holy Cross
8 Narvel Chavers	RB Jackson St.	15 Pat Hauser
9 Hubert Glinn	RB Florida A&M	16 Charles Williams
		17 George Myles
		DT Morris Brown

1971 DRAFT CHOICES (22-21)

1 TO BALTIMORE for Don Shula	10 Ron Maree	DT Purdue
2 Otto Stowe	WR Iowa State	11 Vic Surma
3 Dale Farley	LB West Virginia	12 Leroy Byars
4 x-Joe Theismann	QB Notre Dame	13 Lonnie Hepburn
5 TO PITTSBURGH for Willie Richardson	14 David Vaughn	TE Memphis St.
6 Dennis Coleman	LB Mississippi	15 Bob Richards
7 Ron Dickerson	CB Kansas St.	16 Chris Myers
8 TO PITTSBURGH for Bob DeMarco	17 Curt Mark	WR Kenyon
9 Vern Dan Herder	DE Central Iowa	LB Mayville, N.D.

x-signed with Canadian Football League

1972 DRAFT CHOICES (25)

1 x-Mike Kadish	DT Notre Dame	8 Craig Curry	QB Minnesota
2 TO CLEVELAND for Bob Matheson		9 Greg Johnson	CB Wisconsin
3 Gary Kosins	RB Dayton	10 TO HOUSTON for Russell Price	
4a Larry Ball	DE Louisville	11 Ed Jenkins	WR Holy Cross
(from San Diego for Carl Mauck)		12 Ashley Bell	TE Purdue
4b Al Benton	T Ohio Univ.	13 Archy Robinson	CB Hillsdale
5 Charlie Babb	S Memphis St.	14 Willie Jones	LB Tampa
6 y-Ray Nettles	LB Tennessee	15 Bill Davis	DT Wm. & Mary
7a Bill Adams	G Holy Cross	16 Al Hannah	WR Wisconsin
(from Denver for John Stofa)		17 Vern Brown	S Western Mich.
7b Calvin Harrell	RB Arkansas St.		

x-taxi squad '72 y-signed with Canadian Football League

1973 DRAFT CHOICES (26)

1 TO BUFFALO for Marlin Briscoe	7d Tom Smith	RB Miami (Fla.)
2 x-Chuck Bradley	C Oregon	8 Archie Pearson
3 Leon Gray	T Jackson St.	9 Karl Lorch
4 Bo Ralther	WR Michigan	10 Ron Fernandes
5a. Don Strock	QB Virginia Tech	11 Chris Kete
(from Buffalo in Frank Cornish deal)		12 Mike Mullen
5b Dave McCurry	CB Iowa State	13 Joe Booker
6 Ed Newman	G Duke	14 Greg Boyd
7a Kevin Reilly	LB Villanova	15 Bill Palmer
(from New England for Wayne Mass)		16 James Jackson
7b Ben Shephard	RB Arkansas Tech	17 Charley Wade
(from New England for Bill Griffin)		WR Tennessee St.
7c Willie Hatter	WR Northern Ill.	
(from Cleveland for Bob DeMarco)		

x-injured reserve '73

1974 DRAFT CHOICES (26)

1 Don Reese	DE Jackson St.	7b Joe Sullivan	T Boston College
2a y-Andre Tillman	TE Texas Tech	8 Mel Baker	WR Texas Southern
(from Green Bay for Jim Del Gaizo)		9a Tom Wickert	T Washington St.
2b Benny Malone	RB Arizona St.	(from Chicago for Dave McCurry)	
(from Dallas in Otto Stowe deal)		9b x-Bob Lally	LB Cornell
2c Jeris White	CB Hawaii	10 x-Gary Valbuena	QB Tennessee
3 Nat Moore	WR Florida	11 Gerry Roberts	DE UCLA
4 x-Bill Stevenson	DT Drake	12 Jim Revels	S Florida
5 x-Cleveland Vann	LB Oklahoma St.	13 x-Clayton Heath	RB Wake Forest
6a Randy Crowder	DT Penn State	14 Sam Johnson	LB Arizona St.
(from Baltimore in Hubert Ginn deal)		15 Larry Cates	CB Western Mich.
6b x-Bob Wolfe	T Nebraska	16 Jesse Wolf	DT Prairie View
7a Carl Swierc	WR Rice	17 Ken Dickerson	CB Tuskegee
(from New Orleans for Jeff White)			

x-signed with World Football League y-injured reserve '74

1975 DRAFT CHOICES (23)

1 Darryl Carlton	T Tampa	10a Clyde Russell	RB Oklahoma
2a Fred Solomon	WR Tampa	(from Chicago for Charley Wade)	
(from Green Bay for Jim Del Gaizo)		10b Joe Jackson	TE Penn State
2b Stan Winfrey	RB Arkansas St.	(from Washington for Howard Kindig)	
3 Gerald Hill	LB Houston	10c Joe Danelo	K Washington St.
4 Bruce Ella	LB Ohio State	11 John Dilworth	CB NW St. L.
5a Morris Owens	WR Arizona St.	12 Joe Yancey	T Henderson
(from Giants for Henry Stuckey)		13 Leonard Isabel	WR Tulsa
5b Barry Hill	S Iowa State	14a James Lewis	CB Tennessee St.
6a Steve Towle	LB Kansas	(from NY Giants for Ed Jenkins)	
(from NY Jets for Larry Woods)		14b Jack Graham	QB Colorado St.
6b TO NY JETS for John Mooring		15 Skip Johns	RB Carson-Newman
7 Phillip Kent	RB Baylor	16 Vernon Smith	C Georgia
8 Barney Crawford	DT Harding	17 Dwaine Copeland	RB Middle Tenn
9 James Wilson	G Clark		

1976 DRAFT CHOICES (19-21-20)

1a Larry Gordon	LB Arizona St.	9 y-Norris Thomas	CB Southern Miss.
(from Washington for Joe Theismann)		10a Gary Fencik	S Yale
1b x-Kim Bokemper	LB San Jose St.	(from Washington for Karl Lorch)	
2 Loaird McCreary	TE Tennessee St.	10b Don Testerman	RB Clemson
3 Duriel Harris	WR New Mexico St.	11 Dexter Pridr	RB Minnesota
4a Melvin Mitchell	G Tennessee St.	12 Randy Young	T Iowa State
(from Detroit for Larry Ball)		12b Darryl Brandford	DT Northwestern
4b TO PHILADELPHIA for Norm Bulaich		(from St. Louis for Rodrigo Barnes)	
5 TO DETROIT with Larry Ball		13 Bernie Head	C Tulsa
6 Gary Davis	RB Cal Poly/SLO	14 Bob Gissler	LB S. Dakota St.
7a Joe Ingersoll	G-T Nevada/Vegas	15 Ron Holmes	RB Utah State
(from New Orleans for Mel Baker)		16 Mike Green	P-WR Ohio Univ.
7b Johnny Owens	DE Tennessee St.	17 z-Jeff Grantz	QB South Carolina
8 Bob Simpson	DT Colorado		

x-injured reserve '76 y-quit camp '76, active roster '77
z-remained at South Carolina as coach

1977 DRAFT CHOICES (13-12-14)

1 A. J. Duhe	DE Louisiana St.	5b Leroy Harris	RB Arkansas St.
2 Bob Baumhower	DT Alabama	6 TO NY GIANTS for Andy Selfridge	
3a TO HOUSTON for Ken Ellis		7 Bruce Herron	LB New Mexico
3b Mike Watson	T Miami (Ohio)	8 Horace Perkins	CB Colorado
(from Chicago for Bo Ralther)		9 Mark Turner	RB Oklahoma St.
4 TO WASHINGTON in Jake Scott deal		10 Mark Carter	T Eastern Mich.
5a Mike Michel	P-K Stanford	11 John Alexander	DE Rutgers
(from Tampa for Ray Nettles' rights)		12 Terry Anderson	WR Bethune-Cookman

1978 DRAFT CHOICES (24-23-25)

1 TO SAN FRAN in Delvin Williams deal	6 Doug Bettlers	DE Nevada/Reno
2 Guy Benjamin	QB Stanford	7a Karl Baldschwiler
3a Lyman Smith	DT Duke	(from Cleveland for Paul Warfield)
(from NY Giants for Larry Csonka)		7b Lloyd Henry
3b Jimmy Cefalo	WR Penn State	8 Sean Clancy
4a Gerald Small	CB San Jose St.	9 Bruce Hardy
(from Cleveland for Paul Warfield)		10 x-MARK DENNARD
4b Eric Laakso	T Tulane	11 TO SEATTLE for Carl Bensch
5a Ted Burgmeier	S Notre Dame	12a Mike Moore
(from Tampa Bay for Jens White)		12b Bill Kenney
5b TO SAN FRAN in Delvin Williams deal		(from Denver for Jim Knick)

x-injured reserve '78

1979 DRAFT CHOICES (24-25)

1 Jon Giesler	T Michigan	7 Uwe von Schamann	K Oklahoma
2 Jeff Toews	G Washington	8a x-Jeff Groth	WR Bowling Green
3a Tony Nathans	RB Alabama	(from Washington for Jim Mandich)	
(from Tampa Bay for Randy Crowder)		8b Glenn Blackwood	
3b Mel Land	LB Michigan St.	(from Denver for Jim Knick)	
(from NY Giants for Larry Csonka)		8c TO TAMPA BAY for Council Rudolph	
3c Ronnie Lee	TE Baylor	9 Jeff Weston	
(from New Orleans for Don Reese)		10a Jerome Stanton	
3d TO ATLANTA for Ralph Ortega		(from Detroit for Karl Baldschwiler)	
4 Steve Howell	RB Baylor	10b Mike Kozlowski	
5 Don Bessilleu	S Georgia Tech	11 Mike Bianton	
6 Steve Lindquist	G Nebraska	12 Larry Fortner	
		QB Miami (Ohio)	

x-missed final cut but played 4 games

1980 DRAFT CHOICES (21)

1 Don McNeal	CB Alabama	8b David Woodley	QB Louisiana St.
2 Dwight Stephenson	C Alabama	(from Washington for Jim Mandich)	
3 Bill Barnett	DE Nebraska	9 Mark Goodspeed	
4 Elmer Bailey	WR Minnesota	10a Doug Lantz	
5 TO WASHINGTON in Benny Malone deal		10b Ben Long	
6 Eugene Byrd	WR Michigan St.	(from Philadelphia, past considerations)	
7 Joe Rose	TE California	11a Phil Driscoll	
8a Jeff Allen	CB Cal-Davis	(from San Francisco for Chas. Cornelius)	
		11b TO PHILADELPHIA, past considerations	
		12 Chuck Stone	
		G N. Carolina St.	

1981 DRAFT CHOICES (13-14-15)

- | | | | | | | | |
|----|--------------------------------------|----|--------------|----|--|----|-----------------|
| 1 | x-David Overstreet | RB | Oklahoma | 6a | x-Mack Moore | DE | Texas A&M |
| 2a | To L.A. in Bob Brudzinski deal | | | 6b | Fulton Walker | CB | West Virginia |
| 2b | Andra Franklin | FB | Nebraska | | (from Minnesota in Jim Langer deal) | | |
| 3 | TO L.A. in Bob Brudzinski deal | | | 7 | Mike Daum | T | Cal Poly/SLO |
| 4 | Sam Greene | WR | Nev/Vegas | 8 | y-William Judson | CB | S. Carolina St. |
| | (from New Orleans for Guy Benjamin) | | | 9 | John Noonan | WR | Nebraska |
| 4b | Brad Wright | QB | New Mexico | 10 | Steve Folsom | TE | Utah |
| 5a | Ken Poole | DE | NE Louisiana | 11 | Jim Jensen | QB | Boston Univ. |
| 5b | Tom Vigorito | RB | Virginia | 12 | John Alford | DT | S. Carolina St. |
| | (from Philadelphia for Leroy Harris) | | | | x-signed with Canadian Football League | | |
| | | | | | y-injured reserve '81 | | |

1982 DRAFT CHOICES (25)

- | | | | | | | | |
|----|-------------------------------------|-----|-----------------|-----|--------------------------------------|-----|--------------|
| 1 | Roy Foster | G-T | Southern Cal | 7b | Larry Cowan | RB | Jackson St. |
| 2 | Mark Duper | WR | NW St. La. | 8 | Tate Randle | S | Texas Tech |
| 3 | Paul Lankford | CB | Penn State | 9a | Steve Clark | DE | Utah |
| 4 | Charles Bowser | LB | Duke | | (from Detroit for Steve Towle) | | |
| 5a | Bob Nelson | DT | Miami | 9b | Mack Boatner | RB | SE Louisiana |
| | (from Minnesota in Jim Langer deal) | | | 10a | Robin Fisher | LB | Florida |
| 5b | Rich Diana | FB | Yale | | (from Philadelphia for Steve Howell) | | |
| 6a | Thomas Tutson | CB | S. Carolina St. | 10b | Wayne Jones | C-T | Utah |
| | (from San Diego for George Roberts) | | | 11 | Gary Crum | T | Wyoming |
| 6b | Ron Hester | LB | Florida St. | 12 | Mike Rodrigue | WR | Miami |
| 7a | Dan Johnson | TE | Iowa State | | | | |
| | (from New Orleans for Guy Benjamin) | | | | | | |

ORIGIN OF THE DOLPHINS

Year Draft (35)

Trades (2)

Free Agents/Waivers (13)

- | | | | |
|------|-------------------------|--|----------------------------|
| 1970 | | | G Bob Kuechenberg—F.A. |
| 1973 | QB Don Strock (5) | | |
| | G Ed Newman (6) | | |
| 1974 | WR Nat Moore (3) | | |
| 1975 | | | LB Earnie Rhone—F.A. |
| 1976 | LB Larry Gordon (1) | | |
| | DE Kim Bokamper (1) | | |
| | WR Duriel Harris (3) | | |
| 1977 | LB A.J. Duhe (1) | | T Cleveland Green—F.A. |
| | DT Bob Baumhower (2) | | x-CB Ed Taylor—F.A. |
| 1978 | WR Jimmy Cefalo (3) | | |
| | CB Gerald Small (4) | | |
| | T Eric Laakso (4) | | |
| | DE Doug Betters (6) | | |
| | TE Bruce Hardy (9) | | |
| | C Mark Dennard (10) | | |
| 1979 | T Jon Glesler (1) | | |
| | G Jeff Toews (2) | | |
| | HB Tony Nathan (3) | | |
| | TE Ronnie Lee (3) | | |
| | *FB Steve Howell (4) | | |
| | S Don Bessillieu (5) | | |
| | K Uwe von Schamann (7) | | |
| | SS Glenn Blackwood (8) | | |
| | S Mike Kozlowski (10) | | |
| 1980 | CB Don McNeal (1) | | LB Steve Shull—F.A. |
| | C Dwight Stephenson (2) | | x-FB Woody Bennett—waivers |
| | DE Bill Barnett (3) | | (from New York Jets) |
| | WR Elmer Bailey (4) | | |
| | TE Joe Rose (7) | | |
| | QB David Woodley (8) | | |
| 1981 | FB Andra Franklin (2) | | P Tom Orosz—F.A. |
| | DE Ken Poole (5) | | LB Steve Potter—F.A. |
| | HB Tom Vigorito (5) | | HB Eddie Hill |
| | CB Fulton Walker (6) | | S Lyle Blackwood—F.A. |
| | x-CB William Judson (8) | | |
| | QB Jim Jensen (11) | | |
| 1982 | | | G Eric Cunningham—F.A. |
| | | | T Bob Gruber—F.A. |
| | | | WR Paul Darby—F.A. |
| | | | S Shafer Suggs—F.A. |

x-injured reserve for more than 10 games in 1981
 *-traded 8/18/81 and returned as free agent 9/23/81

DOLPHIN TRADING HISTORY

PLAYER-FOR-PLAYER TRADES

1966

- LB Ron Caveness to Houston for QB Billy Anderson, rights (1965 redshirt draftee of Oilers)

1967

- S John McGeever to San Diego for DE Bob Petrich
 C Mike Hudock to New York Jets for OT Nick DeFelice (4-5)
 TE Bill Cronin to Denver for DT Ray Jacobs (5-4)
 G Ernie Park, QB George Wilson Jr., DE Earl Faison and RB Cookie Gilchrist to Denver for LB Jerry Hopkins, RB Abner Haynes, DE Danny LaRose and 6th pick in 1968 (6-27)

1969

- QB Kim Hammond, LB John Bramlett and 5th pick in 1970 for LB Nick Buoniconti (3-24)

- CB Mack Lamb to San Diego for G Larry Little (7-2)

1970

- CB Dick Westmoreland to Minnesota for G Bookie Bolin (5-1)
 S Tom Beier to San Francisco for T—C Lance Olssen (5-1)
 WR Jack Clancy to Green Bay in compensation for TE Marv Fleming (5-18)

1971

- C Carl Mauck to San Diego for DT Tony Liscio and 4th pick in 1972 (9-8)

1972

- LB Dale Farley to Buffalo for DT Jim Dunaway (6-7)
 DT Frank Cornish to Buffalo for G-C Howard Kindig and 5th pick in 1973

1973

- WR Otto Stowe to Dallas for WR Ron Sellers and 2nd pick in 1974 (5-10)
 RB Hubert Ginn to Baltimore for RB Don Nottingham, 6th pick in 1974 (10-2)
 DT Mike Kadish to Buffalo for C-G Irv Goode (8-27)

1975

- WR Marlin Briscoe and RB Hubert Ginn to St. Louis for RB Donny Anderson and compensation for TE Jim McFarland (5-6)
 LB Bruce Bannon to San Diego for DE Pete Lazetich (7-23)

1976

- FS Jake Scott and 4th pick in 1977 to Washington for FS Bryant Salter (8-24)

1977

- OT Darryl Carlton to Tampa Bay for OT Mike Current and 5th pick in 1978 (8-8)

1978

- WR Freddie Solomon, S Vern Robertson, 1st and 5th picks in 1978 to San Francisco for RB Delvin Williams (4-17)
 RB Benny Malone and 5th pick in 1980 to Washington for FB Jim Braxton and 3rd pick in 1979 (10-10)

1980

- RB Gary Davis and CB Norris Thomas to Tampa Bay for FB Jimmy DuBose and 2nd pick in 1981 (8-25)

PLAYER-FOR-DRAFT PICKS

1966

- | | |
|---|------------------|
| QB George Wilson Jr. from Buffalo | 13th in 1967 |
| RB Jack Spikes to Buffalo (8-30) | 5th in 1967 |
| DT Jerry Oliver to Denver | 12th in 1967 |
| TE Bill Cronin from Oakland | 8th in 1967 |
| RB Cookie Gilchrist from Denver (11-10) | 3rd, 5th in 1967 |

1967

- | | |
|---------------------------------------|------------------|
| LB John Bramlett from Denver (7-25) | 4th in 1968 |
| TE Dave Kocourek to Oakland (9-5) | 8th in 1968 |
| QB Jon Brittenum to San Diego | 3rd in 1968 |
| QB Billy Anderson to Houston | 9th in 1968 |
| QB Archie Roberts from NY Jets (9-26) | 8th in 1968 |
| QB John Stofa to Cincinnati (12-26) | 1st, 2nd in 1968 |

1968

- | | |
|--------------------------------------|-------------|
| LB Tom Eriandson to San Diego (8-19) | 7th in 1969 |
| WR John Roderick to Oakland (8-21) | 5th in 1969 |

1970	
WR Paul Warfield from Cleveland (1-26)	1st in 1970
C Bob DeMarco from Pittsburgh (8-31)	8th in 1971
WR Willie Richardson from Pittsburgh (9-15)	5th in 1971
1971	
LB Bob Matheson from Cleveland (9-1)	2nd in 1972
DE Russell Price from Houston	10th in 1972
QB John Stofa to Denver (11-23)	7th in 1972
1972	
WR Marlin Briscoe from Buffalo (6-7)	1st in 1973
OT Wayne Mass to New England	7th in 1973
G-C Bill Griffin to New England	7th in 1973
C Bob DeMarco to Cleveland (9-26)	7th in 1973
1973	
QB Jim Del Gaizo to Green Bay (8-22)	2nd in 1974, 1975
CB Dave McCurry to Chicago	9th in 1974
K Jeff White to New Orleans (8-29)	7th in 1974
1974	
QB Joe Theismann to Washington (1-25)	1st in 1976
DT Larry Woods to NY Jets (8-7)	6th in 1975
WR Charley Wade to Chicago (8-9)	10th in 1975
RB Ed Jenkins to NY Giants (8-17)	14th in 1975
G-C Howard Kindig to Washington (8-21)	10th in 1975
OT John Mooring from NY Jets (8-28)	6th in 1975
WR Bo Rather to Chicago (9-10)	3rd in 1977
1975	
CB Henry Stuckey to NY Giants (1-28)	5th in 1975
DE Karl Lorch, rights to Washington (1-30)	10th in 1976
RB Norm Bulaich from Philadelphia (7-9)	4th in 1976
LB Larry Ball, 5th in 1976 to Detroit (9-7)	4th in 1976
WR Mel Baker to New Orleans (9-9)	7th in 1976
1976	
LB Rodrigo Barnes to St. Louis (4-6)	12th in 1976
RB Mercury Morris to San Diego (8-24)	4th in 1977
LB Andy Selfridge from NY Giants (9-2)	6th in 1977
CB Ken Ellis from Houston (9-21)	3rd, 4th in 1977*
*4th obtained for Mercury Morris	
1977	
LB Ray Nettles, rights to Tampa (1-21)	5th, 6th in 1977
WR Barry Smith from Tampa Bay and T Randy Young from Tampa Bay (2-7)	6th in 1977
DT Carl Barisich from Seattle (7-20)	11th in 1978
OT Steve Young from Tampa Bay (8-30)	5th in 1978*
*5th obtained in Darryl Carlton trade	
CB Jeris White to Tampa Bay (9-5)	5th in 1978
1978	
TE Jim Mandich to Washington (5-11)	8th in 1979, 1980
DE Council Rudolph from Tampa Bay (7-5)	8th in 1979
OT Karl Baldischwiler to Detroit (8-28)	10th in 1979
1979	
FS Neal Colzie from Oakland (3-22)	3rd in 1979*
*3rd obtained in Benny Malone trade	
LB Ralph Ortega from Atlanta (4-18)	3rd in 1979
CB Charles Cornelius to San Francisco (8-21)	11th in 1980
FB Leroy Harris to Philadelphia (8-27)	5th in 1981
1980	
QB Guy Benjamin to New Orleans (8-28)	4th in 1981
C Jim Langer to Minnesota (9-24)	6th in 1981
	and 5th in 1982
1981	
LB Bob Brudzinski from Los Angeles (4-28)	3rd in 1981
*2nd obtained in Davis/Thomas trade '80	
LB Steve Towle to Detroit	and 2nd in 1982*
RB Eddie Hill from Los Angeles (7-22)	9th in 1982
FB Steve Howell to Philadelphia (8-18)	pick in 1983
P George Roberts to San Diego (8-31)	10th in 1982
	6th in 1982



'81 Game-by-Game

Miami 20, St. Louis 7

St. Louis, Sept. 6—A swarming defense limited the Cardinals' Ottis Anderson to only 52 yards on 20 carries, and two touchdown passes from David Woodley to Jimmy Cefalo provided the Dolphins' margin. It was the Dolphins' 12th consecutive victory over an NFC team. Woodley and Cefalo struck on a 22-yarder to spark a 13-0 first half, and Cefalo escaped for a 46-yard bomb early in the third quarter for a 20-0 bulge. The Dolphins managed only two first downs in their last five possessions. St. Louis quarterback Jim Hart injured his left knee on second series, and rookie Neil Lomax replaced him. Lomax's first NFL pass was intercepted by Glenn Blackwood and returned 34 yards to set up a field goal. The Cardinals' only touchdown was set up when blitzing safety Lee Nelson caused a Woodley fumble.

Miami	0	13	8	0	—	20			
St. Louis	0	0	0	7	—	7			

Miami — FG von Schamann 27	First Downs	14	14
Miami — Cefalo 22 pass from Woodley (von Schamann kick)	Rushes - Yards	33-151	29-61
Miami — FG von Schamann 30	Passing Yards	141	142
Miami — Cefalo 47 pass from Woodley (von Schamann kick)	Total Yards	292	203
St. Louis — Anderson 1 run (O'Donoghue kick)	Had QB Sacked	4-37	4-34
	Passes	24-14-1	35-17-1
	Punts	6-42.2	7-43.6
	Fumbles/Lost	4/2	1/1
	Penalties/Yards	3/20	5/50

A — 50,923 paid, 50,351 actual

INDIVIDUAL LEADERS

RUSHING — Miami: Nathan 7-50, Bennett 13-40, Hill 4-40, Woodley 6-12. St. Louis: Anderson 20-52, Brown 5-2, Morris 4-7.
PASSING — Miami: Woodley 24-14-1, 178 yards, 2 TDs. St. Louis: Hart 5-3-0, 25 yards, Lomax 30-14-1, 151 yards, no TD.
RECEIVING — Miami: Cefalo 3-90, Harris 2-31, Moore 3-17, Nathan 2-18. St. Louis: Anderson 6-40, Tilley 4-62, Floyd 2-27, Stief 2-19.

Miami 30, Pittsburgh 10

Miami, Sept. 10—In what veteran guard Bob Kuechenberg called "one giant step toward manhood," the Dolphins overpowered the four-time Super Bowl champion Steelers before the largest Orange Bowl crowd (74,190) in seven years. Linebacker A.J. Duhe aroused a Dolphin defense which sacked Terry Bradshaw four times—twice each by Duhe and Kim Bokamper—and strong safety Glenn Blackwood delivered two interceptions. Rookie Tom Vigorito provided the gamebreaker, a Dolphin-record 87-yard punt return for the fourth touchdown and a 27-10 bulge. Tony Nathan piled up 161 yards of total offense including a 13-yard TD pass and 77 yards on 10 rushes. The Steelers had beaten the Dolphins three straight times (1976, 1979, 1980), all in Pittsburgh. Fullback Franco Harris was limited to 38 yards on 13 carries.

Pittsburgh	3	7	0	0	—	10			
Miami	0	13	14	3	—	30			

Pitts — FG Trout 23	First Downs	15	25
Miami — Woodley 1 run (bad snap on PAT)	Rushes - Yards	26-117	36-185
Miami — Franklin 1 run (von Schamann kick)	Passing Yards	183	161
Pitts — Smith 32 pass from Bradshaw (Trout kick)	Total Yards	300	346
Miami — Nathan 13 pass from Woodley (von Schamann kick)	Had QB Sacked	4-39	0-0
Miami — Vigorito 87 punt return (von Schamann kick)	Passes	33-15-2	34-14-1
Miami — FG von Schamann 32	Punts	6-37.2	3-40.0
	Fumbles/Lost	1/0	1/0
	Penalties/Yards	10/84	5/43

A — 73,876 paid, 74,190 actual

INDIVIDUAL LEADERS

RUSHING — Pitts: Pollard 11-63, Harris 13-38, Bradshaw 2-16. Miami: Nathan 10-77, Bennett 10-42, Franklin 10-37, Woodley 4-26.
PASSING — Pitts: Bradshaw 33-15-2, 222 yards, one TD. Miami: Woodley 34-14-1, 161 yards, one TD.
RECEIVING — Pitts: Smith 4-78, Stallworth 4-63, Cunningham 4-62. Miami: Nathan 8-84, Harris 2-55, Cefalo 1-11, Bennett 1-10.

Miami 16, Houston 10

Houston, Sept. 20—Nose tackle Bob Baumhower led an assault of Oilers' quarterback Ken Stabler with four sacks, but the Dolphins needed a three-yard touchdown pass from Don Strock to rookie fullback Andra Franklin to pull ahead in the fourth quarter. Franklin's first NFL pass reception came with 6:40 to play and gave the Dolphins their first victory in an AFC Central city since 1973. Three field goals (42, 37, 27) by Uwe von Schamann staked the Dolphins to a 9-7 halftime edge, then Strock relieved David Woodley. Stabler was sacked eight times, but his 71-yard bomb to Ken Burrough and a Toni Fritsch field goal kept the Oilers in contention. Houston had won three straight from Miami, but this time Earl Campbell was limited to 78 yards on 19 carries.

Miami	6	3	0	7	—	16			
Houston	7	0	3	0	—	10			

Miami — FG von Schamann 42	First Downs	16	9
Hous — Burrough 71 pass from Stabler (Fritsch kick)	Rushes - Yards	33-124	21-85
Miami — FG von Schamann 37	Passing Yards	133	117
Miami — FG von Schamann 27	Total Yards	257	202
Hous. — FG Fritsch 40	Had QB Sacked	1-11	8-61
Miami — Franklin 3 pass from Strock (von Schamann kick)	Passes	32-18-1	26-16-1
	Punts	7-40.4	8-42.0
	Fumbles/Lost	0/0	0/0
	Penalties/Yards	6/50	9/79

A — 51,344 paid, 47,379 actual

INDIVIDUAL LEADERS

RUSHING — Miami: Franklin 11-56, Nathan 4-40, Bennett 5-22. Houston: Campbell 19-78, Carpenter 1-3, Stabler 1-4.
PASSING — Miami: Woodley 22-11-0, 82 yards, no TD; Strock 10-7-1, 62 yards, one TD. Houston: Stabler 26-16-1, 178 yards, one TD.
RECEIVING — Miami: Harris 4-37, Vigorito 4-28, Giaquinto 2-18, Nathan 2-16. Houston: Burrough 3-76, Renfro 5-51, Carpenter 5-31.

Miami 31, Baltimore 28

Baltimore, Sept. 27—A 665-yard aerial bombardment by former Louisiana State quarterback David Woodley and Bert Jones was tipped in Woodley's favor when Dolphins' placekicker Uwe von Schamann booted a 27-yard field goal with 1:02 remaining. Jones, seven years senior to Woodley, would have had almost 400 yards passing and the victory except that a 47-yard touchdown pass to Ray Butler with 31 seconds left was nullified by a holding penalty against guard Robert Pratt. Von Schamann's kick was set up by a diving catch by Duriel Harris of a 45-yard Woodley bomb. Woodley passed for 309 yards including TD passes to rookie Tom Vigorito and Nick Giaquinto. Jones countered with 357 yards passing and three TDs, two to Butler. Colts' rookie punt returner David Shula did not have an opportunity to return any of four punts by Tom Orosz.

Miami	7	7	7	10	—	31			
Baltimore	0	7	14	7	—	28			

Miami — Vigorito 31 pass from Woodley (von Schamann kick)	First Downs	22	20
Miami — Franklin 10 run (von Schamann kick)	Rushes - Yards	33-119	32-166
Balt — Dickey 32 pass from Jones (Wood kick)	Passing Yards	309	348
Balt — Butler 19 pass from Jones (Wood kick)	Total Yards	428	514
Miami — Giaquinto 14 pass from Woodley (von Schamann kick)	Had QB Sacked	0-0	1-9
Balt — Butler 67 pass from Jones (Wood kick)	Passes	30-19-0	27-20-1
Miami — Franklin 1 run (von Schamann kick)	Punts	4-41.8	2-40.0
	Fumbles/Lost	0/0	1/0
	Penalties/Yards	4/35	6/52

A — 41,630 paid 39,273 actual

INDIVIDUAL LEADERS

RUSHING — Miami: Franklin 20-76, Vigorito 7-19, Woodley 4-9. Baltimore: Dickey 13-77, McMillian 17-73, Jones 1-16.
PASSING — Miami: Woodley 30-19-0, 309 yards, 2 TDs. Baltimore: Jones 27-20-1, 357 yards, 3 TDs.
RECEIVING — Miami: Vigorito 6-60, Cefalo 4-64, Harris 3-73, Moore 2-69. Baltimore: Butler 4-145, Dickey 5-65, McMillian 4-61, Carr 3-42.

Miami 28, New York Jets 28

Miami, Oct. 4—The Dolphins' first tie in 10 years was a wide-open, 845-yard show that ended when New York Jets' kicker Pat Leahy missed a 47-yard field-goal attempt on the last play of overtime. Dolphin wide receiver Nat Moore, snaring passes that covered 47, 52, and 45 yards, set a club record with 210 yards on seven receptions. Relief quarterback Don Strock connected with Moore for touchdown passes of six and 23 yards—the latter coming with 3:39 remaining for a 28-21 lead. But Jets' quarterback Richard Todd stunned unbeaten Miami with a 36-yard TD toss to Bobby Jones with 1:09 to play. Todd fired four TD passes including strikes of nine and 14 yards to Wesley Walker, and Todd's 28-of-39 passing accuracy led the Jets to 546 yards.

NY Jets	14	0	0	14	—	28
Miami	7	7	7	0	—	28

NYJ — Barkum 15 pass from Todd (Leahy kick)

Miami — Franklin 2 run (von Schamann kick)

NYJ — Walker 9 pass from Todd (Leahy kick)

Miami — Moore 6 pass from Strock (von Schamann kick)

Miami — Franklin 1 run (von Schamann kick)

NYJ — Walker 14 pass from Todd (Leahy kick)

Miami — Moore 23 pass from Strock (von Schamann kick)

NYJ — B. Jones 36 pass from Todd (Leahy kick)

	NY Jets	Miami
First Downs	32	17
Rushes - Yards	51-242	29-98
Passing Yards	304	301
Total Yards	546	399
Had QB Sacked	2-6	1-5
Passes	39-28-1	34-21-0
Punts	6-44.8	8-41.9
Fumbles/Lost	3/2	2/0
Penalties/Yards	5/45	9/65

A — 68,356 paid, 68,723 actual

INDIVIDUAL LEADERS

RUSHING — NY Jets: McNeil 12-79, Harper 15-61, Augustyniak 7-33. Miami: Franklin 16-37, Vigorito 7-15, Woodley 1-25.

PASSING — NY Jets: Todd 39-28-1, 310 yards, 4 TDs. Miami: Woodley 5-3-0, 27 yards; Strock 29-18-0, 279 yards, 2 TDs.

RECEIVING — NY Jets: Walker 8-112, Harper 5-38, Barkum 2-25. Miami: Moore 7-210, Vigorito 7-30, Harris 3-37, Hardy 2-21.

Buffalo 31, Miami 21

Orchard Park, N.Y., Oct. 12—Quarterback Joe Ferguson decimated the Dolphins' pass defense in a 31-point first half as the Bills coasted to victory before 78,576 fans and a Monday night national TV audience. Ferguson piled up 221 yards passing in the first half with touchdown strikes of 28 and 25 yards to Jerry Butler and 65 yards to running back Joe Cribbs. Another 29-yard strike from Ferguson to Frank Lewis set up a one-yard TD plunge by Roosevelt Leaks. The Dolphins registered a pulse only once, that coming on a 90-yard kickoff return by rookie Fulton Walker that cut the margin to 17-7. Quarterback Don Strock, in his only start of the year, directed a pair of 87-yard touchdown drives in the third and fourth periods. He completed 10 of 11 passes on the last drive.

Miami	0	7	7	—	21
Buffalo	10	21	0	—	31

Miami — Rose 4 pass from Strock (von Schamann kick)

	Miami	Buffalo
First Downs	22	22
Rushes - Yards	18-99	33-116
Passing Yards	225	338
Total Yards	324	454
Had QB Sacked	2-20	0-0
Passes	44-26-4	29-20-0
Punts	4-44.0	4-35.0
Fumbles/Lost	1/0	4/1
Penalties/Yards	3/15	9/69

A — 79,275 paid, 78,576 actual

INDIVIDUAL LEADERS

RUSHING — Miami: Nathan 8-59, Franklin 9-31, Strock 1-19. Buffalo: Cribbs 16-60, Leaks 9-37, McCutcheon 7-12.

PASSING — Miami: Strock 44-26-4, 245 yards, one TD. Buffalo: Ferguson 29-20-0, 338 yards, 3 TDs.

RECEIVING — Miami: Harris 6-92, Rose 5-41, Moore 6-39, Lee 2-20. Buffalo: Lewis 5-106, Butler 5-82, Cribbs 3-66, Brammer 4-46.

Miami 13, Washington 10

Miami, Oct. 18—Two weeks after suffering two cracked ribs, quarterback David Woodley passed for 296 yards to subdue Washington in its first regular-season visit to the Orange Bowl. Woodley's 50-yard sideline heave to tight end Joe Rose set up a 25-yard field goal by Uwe von Schamann with 8:34 to play, snapping a 10-10 tie. The Dolphins killed the last four minutes on the clock with a 79-yard march to the Redskins' one-yard line, again triggered by a Woodley bomb of 54 yards to Jimmy Cefalo on a third-and-13 call. Woodley doubled the passing yardage of Redskins' quarterback Joe Theismann. Linebacker Earnie Rhone spilled fullback John Riggins for a six-yard loss on a pass play and forced the Redskins to punt with 4:23 remaining. Dolphin halfback Tony Nathan rushed 98 yards on 13 carries in a 444-yard offensive display.

Wash.	0	3	0	7	—	10
Miami	0	3	7	3	—	13

Wash — FG Moseley 20

Miami — FG von Schamann 37

Miami — Franklin 1 run (von Schamann kick)

Wash — Riggins 2 run (Moseley kick)

Miami — FG von Schamann 25

	Wash	Miami
First Downs	20	20
Rushes - Yards	38-162	31-149
Passing Yards	139	296
Total Yards	301	445
Had QB Sacked	1-10	0-0
Passes	23-17-1	28-15-0
Punts	5-42.2	4-31.5
Fumbles/Lost	1/1	2/2
Penalties/Yards	3/36	3/22

A — 50,923 paid, 50,351 actual

INDIVIDUAL LEADERS

RUSHING — Wash: Riggins 20-77, Washington 13-66, Theismann 5-19. Miami: Nathan 13-98, Franklin 16-45, Woodley 1-5, Howell 1-1.

PASSING — Wash: Theismann 32-17-1, 149 yards, no TD. Miami: Woodley 28-15-0, 296 yards, no TD.

RECEIVING — Wash: Monk 4-42, Caster 3-47, Warren 2-35. Miami: Cefalo 2-93, Harris 1-46, Rose 2-67, Nathan 4-39.

Dallas 28, Miami 27

Irving, Tex., Oct. 25—In a shocking final five minutes, the Dolphins blew a 13-point lead and a chance for a winning field goal as Dallas prevailed on two touchdown passes by quarterback Danny White. It snapped a 13-game Dolphin winning streak against NFC teams. Miami forged into a 27-14 lead with 5:16 remaining on a third TD pass by David Woodley. But White countered with a 38-yard pass to Tony Hill, setting up a five-yard TD strike to Doug Cosbie. Woodley then threw his fourth interception, and White immediately found fullback Ron Springs on a 32-yard TD pass with 3:17 to play. Woodley heaved a 41-yard bomb to Durriel Harris, reaching the Cowboys' 28-yard line, but two plays later, he was intercepted by Everson Walls on an overthrow for Harris. Woodley and White combined to pass for 762 yards.

Miami	0	6	7	14	—	27
Dallas	7	7	0	14	—	28

Dall — Cosbie 5 pass from White (Septien kick)

Dall — Springs 32 pass from White (Septien kick)

Dall — Springs 5 run (Septien kick)

Miami — Nathan 5 pass from Woodley (kick failed)

Dall — Johnson 21 pass from White (Septien kick)

Miami — Cefalo 69 pass from Woodley (von Schamann kick)

Miami — Nathan 10 run (von Schamann kick)

Miami — Rose 4 pass from Woodley (von Schamann kick)

	Miami	Dallas
First Downs	25	23
Rushes - Yards	34-148	36-139
Passing Yards	381	327
Total Yards	529	466
Had QB Sacked	3-27	2-27
Passes	37-21-5	32-22-1
Punts	5-41.6	6-36.3
Fumbles/Lost	3/0	2/1
Penalties/Yards	2/11	3/20

A — 63,695 paid, 64,221 actual

INDIVIDUAL LEADERS

RUSHING — Miami: Nathan 16-76, Franklin 11-39, Woodley 4-21. Dallas: Dorsett 24-122, Springs 7-9, White 5-8.

PASSING — Miami: Woodley 37-21-5, 408 yards, 3 TDs. Dallas: White 32-22-1, 354 yards, 3 TDs.

RECEIVING — Miami: Harris 6-165, Cefalo 5-164, Rose 4-43, Nathan 4-22. Dallas: Hill 5-106, Springs 6-93, Johnson 3-68, Dorsett 3-31.

Miami 27, Baltimore 10

Miami, Nov.—David Woodley fired two touchdown passes and ran three yards on a quarterback draw for another TD as the Dolphins handed the Colts their eighth consecutive defeat. Woodley connected with Duriel Harris on a 22-yard scoring strike for a 14-10 halftime lead, and Miami's defense did not allow the Colts past midfield until it was 27-10. Rookie fullback Andra Franklin blasted 101 yards on 23 carries, getting three yards on the game's final play to become the first Dolphin fullback since 1977 to top 100 yards. Typical of the Colts' frustrations was a fourth-quarter sequence when two TD passes by Bert Jones were rubbed out by holding penalties, and finally, safety Don Bessillieu intercepted in the end zone.

Balt.	0	10	0	0	—	10
Miami	7	7	10	3	—	27

Miami — Woodley 3 run (von Schamann kick)
 Balt — McCauley 5 pass from Jones (Wood kick)
 Miami — Harris 22 pass from Woodley (von Schamann kick)
 Balt — FG Wood 44
 Miami — FG von Schamann 41
 Miami — Lee 7 pass from Woodley (von Schamann kick)
 Miami — FG von Schamann 32

	Balt	Miami
First Downs	19	19
Rushes - Yards	21-68	33-146
Passing Yards	240	164
Total Yards	308	310
Had QB Sacked	1-8	0-0
Passes	37-23-2	25-14-0
Punts	4-34.3	3-42.0
Fumbles/Lost	2/1	0/0
Penalties/Yards	7/58	6/55

A — 50,473 paid, 46,061 actual

INDIVIDUAL LEADERS

RUSHING — Baltimore: Dickey 9-31, McMillian 9-30, Dixon 2-6.
 Miami: Franklin 23-101, Nathan 8-40, Woodley 2-5.
 PASSING — Baltimore: Jones 37-23-2, 248 yards, one TD
 Miami: Woodley 25-14-0, 164 yards, 2 TDs
 RECEIVING — Baltimore: McMillian 9-78, McCauley 6-59, McCall 2-36.
 Miami: Hardy 4-54, Nathan 5-36, Harris 2-35, Cefalo 2-32.

Miami 30, New England 27

Foxboro, Mass., Nov. 8—The Dolphins presented Coach Don Shula with his 200th victory by subduing the Patriots in overtime on a 30-yard field goal by Uwe von Schamann. An interception by linebacker Bob Brudzinski and his 19-yard return was topped by a Patriot penalty for unnecessary roughness, and it put von Schamann in range to end Miami's five-year drought at New England. The Dolphins were outgained, 492-418, and were forced into overtime by John Smith's 34-yard field goal with 10 seconds to play. A flea-flicker play where fullback Andra Franklin lateraled to David Woodley, who then passed 55 yards to Duriel Harris, set up the Dolphins' last touchdown. Miami improved to 7-2-1, best record in the AFC.

Miami	0	6	14	7	3—	30
N. Eng.	7	10	0	10	0—	27

NE — FG Smith 34
 Miami — FG von Schamann 30

NE — Morgan 76 pass from Grogan (Smith kick)
 NE — FG Smith 27
 Miami — FG von Schamann 24
 NE — Grogan 4 run (Smith kick)
 Miami — FG von Schamann 26
 Miami — Vigorito 30 run (von Schamann kick)
 Miami — Nathan 1 run (von Schamann kick)
 NE — Collins 1 run (Smith kick)
 Miami — Woodley 2 run (von Schamann kick)

	Miami	N. Eng.
First Downs	24	23
Rushes - Yards	41-203	32-141
Passing Yards	216	351
Total Yards	419	492
Had QB Sacked	2-26	1-4
Passes	37-22-2	40-23-4
Punts	4-41.2	3-43.7
Fumbles/Lost	3/2	1/1
Penalties/Yards	6/51	9/77

A — 60,334 paid, 60,436 actual

INDIVIDUAL LEADERS

RUSHING — Miami: Nathan 16-79, Franklin 16-71, Vigorito 1-30.
 New England: Collins 17-90, Cunningham 9-26, Ferguson 2-6.
 PASSING — Miami: Woodley 37-22-2, 242 yards, no TD.
 New England: Grogan 40-23-4, 355 yards, one TD.
 RECEIVING — Miami: Harris 8-145, Nathan 5-37, Hill 2-14, Lee 3-7.
 New England: Morgan 5-182, Johnson 5-69, Cunningham 5-37.

Oakland 33, Miami 17

Miami, Nov. 15—Second-year quarterback Marc Wilson passed for three touchdowns in the first half as defending Super Bowl champion Oakland built a 21-point margin. A mild comeback engineered by backup quarterback Don Strock pulled the Dolphins within 24-17, and with 2½ minutes to play, Miami cornerback Gerald Small just missed a potential game-tying interception TD. Strock completed 16 of 25 passes including a 14-yard TD to Tony Nathan, but Strock was tackled in his end zone for a two-point safety with 1:16 remaining. Wilson's scoring strikes covered 13 yards to Todd Christensen, 37 yards to Bob Chandler and one yard to Derrick Ramsey.

Oakland	7	14	3	9	—	33
Miami	0	3	7	7	—	17

Oak — Safety, Robinson forces Strock out of end zone
 Oak — Willis 15 run (Bahr kick)

Oak — Christensen 13 pass from Wilson (C. Bahr kick)
 Oak — Chandler 37 pass from Wilson (C. Bahr kick)
 Oak — Ramsey 1 pass from Wilson (C. Bahr kick)
 Miami — FG von Schamann 36
 Oak — FG Bahr 32
 Miami — Hill 5 run (von Schamann kick)
 Miami — Nathan 14 pass from Strock (von Schamann kick)

	Oak	Miami
First Downs	19	22
Rushes - Yards	32-143	20-70
Passing Yards	161	236
Total Yards	304	306
Had QB Sacked	2-19	6-35
Passes	39-16-0	47-26-1
Punts	9-45.9	8-38.0
Fumbles/Lost	2/0	1/1
Penalties/Yards	9/73	7/37

A — 66,359 paid, 61,777 actual

INDIVIDUAL LEADERS

RUSHING — Oakland: Jensen 4-35, Hawkins 8-31, King 9-24, Willis 4-25.
 Miami: Hill 4-35, Nathan 9-14, Franklin 6-19, Woodley 1-2.
 PASSING — Oakland: Wilson 39-16-0, 180 yards, 3 TDs.
 Miami: Woodley 22-10-0, 102 yards, no TD; Strock 25-16-1, 169 yards, one TD.
 RECEIVING — Oakland: Ramsey 7-67, Chandler 2-45, Jensen 2-11
 Miami: Nathan 7-99, Vigorito 5-30, Cefalo 3-43, Harris 3-35, Hill 3-30.

New York Jets 16, Miami 15

New York, Nov. 22—A stunning 11-yard touchdown pass from Richard Todd to Jerome Barkum with only 16 seconds remaining vaulted the New York Jets to victory and an AFC East first-place tie with the Dolphins at 7-4-1. Todd, playing with a fractured rib, drove the Jets 77 yards and completed seven of nine passes on the winning march. Pat Leahy kicked the decisive extra point. The Dolphins built a 12-6 halftime lead, highlighted by linebacker Larry Gordon sacking Todd for a 12-yard loss and a safety, Uwe von Schamann, who booted a 46-yard field goal in the first half, connected from 23 yards with 3:10 remaining for a 15-9 margin. The Dolphins were held to a season-low 41 net yards passing.

Miami	0	12	0	3	—	15
NY Jets	3	3	0	10	—	16

	Miami	NY Jets
First Downs	13	21
Rushes - Yards	31-146	29-120
Passing Yards	41	165
Total Yards	187	285
Had QB Sacked	3-22	4-38
Passes	22-10-2	37-21-0
Punts	7-43.8	4-41.0
Fumbles/Lost	3/0	3/2
Penalties/Yards	2/30	5/53

NYJ — FG Leahy 29
 NYJ — FG Leahy 49
 Miami — Nathan 4 run (von Schamann kick)
 Miami — Safety, Gordon tackles Todd in end zone
 Miami — FG von Schamann 46
 NYJ — FG Leahy 45
 Miami — FG von Schamann 23
 NYJ — Barkum 11 pass from Todd (Leahy kick)

A — 59,655 paid, 59,962 actual

INDIVIDUAL LEADERS

RUSHING — Miami: Nathan 15-56, Franklin 7-45, Woodley 4-41, Hill 5-4
 NY Jets: McNeil 19-75, Dierking 2-16, Harper 3-12, Newton 4-7
 PASSING — Miami: Woodley 22-10-2, 63 yards, no TD.
 NY Jets: Todd 37-21-0, 203 yards, one TD.
 RECEIVING — Miami: Harris 2-30, Nathan 3-26, Hill 1-4, Cefalo 1-3.
 NY Jets: L. Jones 3-37, Walker 3-36, Barkum 4-43, Harper 4-26

Miami 13, Philadelphia 10

Miami, Nov. 30—Don Strock flipped a dramatic, fourth-down touchdown pass to Duriel Harris and a fiery Dolphin defense stymied Philadelphia before the largest Monday night football audience in the 12-year history of the ABC-TV series. Uwe von Schamann delivered a winning 27-yard field goal with 64 seconds remaining. The kick was set up by Lyle Blackwood's diving interception of Eagles' quarterback Ron Jaworski, who huddled five times because of the noisy 67,797 spectators. Strock relieved David Woodley in the fourth quarter, trailing 10-3, and on a fourth-and-4 situation, Strock beat a blitz with a 17-yard TD strike to Harris. The Dolphins did not allow the Eagles a first down in their last five possessions.

Phila.	7	0	3	0	—	10		Phila	Miami
Miami	0	3	0	10	—	13	First Downs	11	14
Phila — Montgomery 1 run (Franklin kick)							Rushes - Yards	31-136	34-73
Miami — FG von Schamann 42							Passing Yards	80	132
Phila — FG Franklin 42							Total Yards	216	205
Miami — Harris 17 pass from Strock (von Schamann kick)							Had QB Sacked	2-11	3-22
Miami — FG von Schamann 27							Passes	24-12-1	30-15-0
							Punts	8-44.1	7-42.4
							Fumbles/Lost	1/1	3/1
							Penalties/Yards	8/59	1/5

A — 73,916 paid, 67,797 actual

INDIVIDUAL LEADERS

RUSHING — Phila: Montgomery 16-55, Jaworski 4-39, Oliver 6-27. Miami: Nathan 13-41, Woodley 5-18, Franklin 8-13, Hill 3-10.
 PASSING — Phila: Jaworski 24-12-1, 91 yards, no TD. Miami: Woodley 23-11-0, 117 yards, no TD; Strock 6-4-0, 37 yards, one TD; Nathan 1-0-0.
 RECEIVING — Phila: Carmichael 4-61, Montgomery 4-33, Oliver 2-(-7). Miami: Harris 9-114, Nathan 2-16, Lee 2-14, Rose 1-17.

Miami 24, New England 14

Miami, Dec. 6—Elusive halfback Tony Nathan had the first 100-yard game of his three-year career, and quarterback David Woodley fired a 45-yard pass to Jimmy Cefalo to set up the go-ahead touchdown as the Dolphins regained first place in the AFC East at 9-4-1. Nathan broke gains of 24 and 22 yards in the fourth quarter and wound up with 119 yards on only 17 carries. Halfback Eddie Hill broke a 14-14 deadlock when he bounced off two tacklers on a four-yard TD pass play. Dolphin safety Mike Kozlowski scooped up a Sam Cunningham fumble and raced 25 yards for a touchdown and a 14-7 halftime edge. The Patriots finished 2-14 and fired Coach Ron Erhardt.

New Eng.	7	0	7	0	—	14		New Eng	Miami
Miami	0	14	7	3	—	24	First Downs	17	19
NE — Hasselbeck 6 pass from Cavanaugh (Smith kick)							Rushes - Yards	30-134	42-212
Miami — Woodley 1 run (von Schamann kick)							Passing Yards	122	128
Miami — Kozlowski 25 fumble return (von Schamann kick)							Total Yards	256	340
NE — Cavanaugh 1 run (Smith kick)							Had QB Sacked	2-16	0-0
Miami — Hill 4 pass from Woodley (von Schamann kick)							Passes	20-12-0	24-11-1
Miami — FG von Schamann 32							Punts	5-38.4	3-43.1
							Fumbles/Lost	2/2	2/1
							Penalties/Yards	4/33	5/45

A — 54,326 paid, 50,421 actual

INDIVIDUAL LEADERS

RUSHING — New Eng: Ferguson 8-43, Collins 8-46, Cunningham 9-22. Miami: Nathan 17-119, Franklin 16-52, Woodley 9-41.
 PASSING — New England: Cavanaugh 20-12-0 138, yards, one TD. Miami: Woodley 24-11-1, 128 yards, one TD.
 RECEIVING — New Eng: Morgan 4-55, Dawson 3-48, Hasselbeck 3-18. Miami: Cefalo 3-72, Nathan 3-23, Moore 3-20, Vigorito 1-9.

Miami 17, Kansas City 7

Kansas City, Mo., Dec. 13—A strangulation defense led by left end Doug Betters allowed the Chiefs only four first downs and 76 yards in the second half as the Dolphins clinched a playoff berth at 10-4-1. Andra Franklin hammered out the final yard of a 44-yard touchdown drive, giving the Dolphins a 17-7 margin on the second play of the fourth quarter, and thereafter Kansas City never crossed midfield. Rookie punter Tom Orosz dashed 13 yards on a fake punt to sustain a drive that resulted in Uwe von Schamann's 39-yard field goal and a 10-7 halftime lead. Quarterback Don Strock relieved David Woodley after intermission, and Strock completed four passes on the push to Franklin's TD. Kansas City's only touchdown, a two-yard pass from Steve Fuller to Al Dixon, occurred on a mixup when the Dolphins had only 10 players on the field.

Miami	7	3	0	7	—	17		Miami	KC
Kansas City	0	7	0	0	—	7	First Downs	16	18
Miami — Nathan 5 run (von Schamann kick)							Rushes - Yards	40-93	28-91
KC — Dixon 2 pass from Fuller (Lowery kick)							Passing Yards	160	185
Miami — FG von Schamann 39							Total Yards	253	276
Miami — Franklin 1 run (von Schamann kick)							Had QB Sacked	1-5	3-21
							Passes	28-14-3	37-21-1
							Punts	5-38.6	5-41.2
							Fumbles/Lost	0/0	4/1
							Penalties/Yards	4/32	6/59

A — 57,477 paid, 57,407 actual

INDIVIDUAL LEADERS

RUSHING — Miami: Franklin 17-40, Nathan 11-33, Hill 4-13, Orosz 1-13. Kansas City: Jackson 10-25, Delaney 6-23, Fuller 8-42.
 PASSING — Miami: Woodley 12-6-1, 56 yards, no TD; Strock 16-8-2, 109 yards, no TD. Kansas City: Fuller 37-21-1, 206 yards, one TD.
 RECEIVING — Miami: Vigorito 3-42, Nathan 3-23, Rose 3-21, Moore 1-39. Kansas City: Smith 5-99, Dixon 5-42, Hadnot 4-24, Jackson 3-24.

Miami 16, Buffalo 6

Miami, Dec. 19—In a winner-take-all clash for the AFC East championship, the Dolphins outmuscled Buffalo with a swarming defense that refused to yield a touchdown. An Orange Bowl throng of 72,956 fans and a national TV audience witnessed the Dolphins' fourth straight victory on their way to 11-4-1. Two interceptions by safety Mike Kozlowski in the final two minutes iced Miami's 13th straight home triumph over the Bills. Quarterback David Woodley mixed his scrambling with three pass completions on a first-quarter touchdown drive, capped by a 7-yard toss to halfback Tom Vigorito. Uwe von Schamann contributed three field goals (22, 30, 33) to run his AFC-leading mark to 24-of-31. The Dolphins played without five injured starters including halfback Tony Nathan and cornerback Don McNeal.

Buffalo	0	3	0	3	—	6		Buffalo	Miami
Miami	7	3	3	3	—	16	First Downs	15	18
Miami — Vigorito 7 pass from Woodley (von Schamann kick)							Rushes - Yards	23-111	47-157
Miami — FG von Schamann 22							Passing Yards	129	125
Buffalo — FG N. Mike-Mayer 31							Total Yards	240	282
Miami — FG von Schamann 30							Had QB Sacked	1-11	4-26
Buffalo — FG N. Mike-Mayer 36							Passes	30-14-2	22-11-0
Miami — FG von Schamann 33							Punts	5-37.4	5-39.0
							Fumbles/Lost	1/1	1/1
							Penalties/Yards	6/39	4/20

A — 73,629 paid, 72,956 actual

INDIVIDUAL LEADERS

RUSHING — Buffalo: Cribbs 17-94, Leaks 6-17. Miami: Woodley 15-52, Franklin 15-49, Hill 13-27, Vigorito 4-29.
 PASSING — Buffalo: Ferguson 29-14-2, 140 yards, no TD; Leaks 1-0-0. Miami: Woodley 21-10-0, 137 yards, one TD; Hill 1-1-0, 14 yards.
 RECEIVING — Buffalo: Lewis 4-59, Cribbs 4-26, Leaks 3-26, Hooks 2-14. Miami: Rose 3-69, Hardy 3-55, Cefalo 1-7, Harris 1-6, Moore 1-5.

1981 DOLPHIN RESULTS

PRESEASON (4-0)

Date	W-L	Opponent	Score	Paid Attendance
Aug. 8	W	at Minnesota	20 6	47,596
Aug. 15	W	DENVER	24 14	41,502
Aug. 22	W	at Detroit	31 27	54,676
Aug. 28	W	KANSAS CITY	31 7	41,290

REGULAR SEASON (11-4-1)

Date	W-L	Opponent	Score	Actual Attendance
Sept. 6	W	at St. Louis	20 7	50,351
Sept. 10	W	PITTSBURGH	30 10	74,190
Sept. 20	W	at Houston	16 10	47,379
Sept. 27	W	at Baltimore	31 28	41,630
Oct. 4	T	NEW YORK JETS (ot)	28 28	68,723
Oct. 12	L	at Buffalo	21 31	78,576
Oct. 18	W	WASHINGTON	13 10	47,367
Oct. 25	L	at Dallas	27 28	64,221
Nov. 1	W	BALTIMORE	27 10	46,061
Nov. 8	W	at New England (ot)	30 27	60,436
Nov. 15	L	OAKLAND	17 33	61,777
Nov. 22	L	at New York Jets	15 16	59,962
Nov. 30	W	PHILADELPHIA	13 10	67,797
Dec. 6	W	NEW ENGLAND	24 14	50,421
Dec. 13	W	at Kansas City	17 6	57,407
Dec. 19	W	BUFFALO	16 6	72,956

Regular-Season Averages: Home 61,161, Road 57,495)

TEAM STATISTICS

	Dolphins	Opponents					
TOTAL FIRST DOWNS	306	296					
By Rushing	123	124					
By Passing	157	160					
By Penalty	26	12					
Third Down: Made/Att	86/225	81/214					
Third Down Efficiency	38.2	37.9					
TOTAL NET YARDS	5322	5363					
Average Per Game	332.6	335.2					
Total Plays	1063	1039					
Average Per Play	5.0	5.2					
NET YARDS RUSHING	2173	2032					
Average Per Game	135.8	127.0					
Total Rushes	535	492					
Average Per Rush	4.1	4.1					
NEW YARDS PASSING	3149	3331					
Average Per Game	196.8	208.2					
Tackled/Yards Lost	30/236	38/314					
Gross Yards Passing	3385	3645					
Attempts/Completions	498/271	509/297					
Pct. of Completions	54.4	58.3					
Had Intercepted	21	18					
PUNTS/AVERAGE	83/40.8	87/41.0					
NET PUNTING AVERAGE	34.7	34.3					
PUNT RETURNS/AVERAGE	45/10.2	45/6.4					
KICKOFF RETURNS/AVERAGE	54/22.7	61/20.0					
PENALTIES/YARDS	71/541	104/886					
FUMBLES/LOST	26/10	30/15					
TOUCHDOWNS	39	33					
By Rushing	18	10					
By Passing	18	23					
By Returns	3	0					
EXTRA POINTS/ATTEMPTS	37/39	33/33					
FIELD GOALS/ATTEMPTS	24/31	14/21					
TOTAL POINTS	345	275					
Score by Quarters:							
DOLPHINS	41	110	97	94	.3	—	345
OPPONENTS	72	92	30	81	0	—	275

RUSHING

	Att.	Yds.	Avg.	LG	TD	High Game
Nathan	147	782	5.3	46	5	17-119
Franklin	201	711	3.5	29	7	23-101
Woodley	63	272	4.3	26	4	15-52
Hill	37	146	3.9	24	1	4-40
Vigorito	35	116	3.3	30t	1	4-29
Bennett	28	104	3.7	12	0	10-42
Giaquinto	3	31	10.3	20	0	1-20
Howell	5	21	4.2	9	0	2-5
Orosz	1	13	13.0	13	0	1-13
Moore	1	3	3.0	3	0	1-3
Strock	14	-26	—	9	0	1-9
TOTALS	535	2173	4.1	46	18	17-119
Opponents	492	2032	4.1	28	10	24-122

PASSING

	Att.	Comp.	Yds.	Pct.	TD	Int.	Int.	LG	Tackled
Woodley	366	191	2470	52.2	12	13	3.6	69t	24/191
Strock	130	79	901	60.1	6	8	6.2	52	6/45
* TOTALS	498	271	3385	54.4	18	21	4.2	69t	30/236
Opp.	509	297	3645	58.3	23	18	3.5	76t	38/314

*Hill completed 14-yard pass; Nathan also had pass attempt

RECEIVING

	No.	Yds.	Avg.	LG	TD	High Game
Harris	53	911	17.2	55	2	6-165
Nathan	50	452	9.0	31	3	7-99
Vigorito	33	237	7.2	31t	2	6-60
Cefalo	29	631	21.8	69t	3	5-164
Moore	26	452	17.4	52	2	7-210
Rose	23	316	13.7	50	2	3-69
Hardy	15	174	11.6	21	0	4-54
Lee	14	64	4.6	11	1	2-20
Hill	12	73	6.1	16	1	3-30
Giaquinto	7	38	5.4	16	1	2-18
Bennett	4	22	5.5	10	0	2-8
Franklin	3	6	2.0	3	1	1-3t
Howell	2	9	4.5	5	0	1-5
TOTALS	271	3385	12.5	69t	18	7-210
Opponents	297	3645	12.3	76t	23	5-182

INTERCEPTIONS

	No.	Yds.	Avg.	LG	TD
G. Blackwood	4	124	31.0	39	0
Kozlowski	3	37	12.3	29	0
Rhone	3	35	11.7	16	0
L. Blackwood	3	12	4.0	11	0
Brudzinski	2	35	17.5	19	0
Duhe	1	11	11.0	11	0
Walker	1	0	0.0	0	0
Bessillieu	1	0	0.0	0	0
TOTALS	18	254	14.1	39	0
Opponents	21	288	13.7	39	0

KICKOFF RETURNS

	No.	Yds.	Avg.	LG	TD
Walker	38	932	24.5	90t	1
Bessillieu	7	114	16.3	30	0
Vigorito	4	84	12.0	25	0
Kozlowski	1	40	40.0	40	0
TOTAL	54*	1228	22.7	90t	1
Opponents	61	1218	20.0	41	0

*Giaquinto 1-22, Harris 1-20, Hill 1-20, Rose 1-5

PUNT RETURNS

	No.	FC	Yds.	Avg.	LG	TD
Vigorito	36	11	379	10.5	87t	1
Walker	5	1	50	10.0	17	0
Bessillieu	1	1	12	12.0	12	0
Kozlowski	1	1	9	9.0	9	0
G. Blackwood	2	2	8	4.0	6	0
TOTAL	45	16	458	10.2	87t	1
Opponents	45	9	286	6.4	22	0

PUNTING

	No.	Yds.	Avg.	TB	In 20	LG	Blk.
Orosz	83	3386	40.8	11	21	61	0
TOTAL	83	3386	40.8	11	21	61	0
Opponents	87	3565	41.0	6	19	59	0

FIELD GOALS

	20-29	30-39	40-49	50=	Total	Pct.
von Schamann ..	9/9	11/12	4/10	0/0	24/31	.774
Opponents	4/6	5/5	5/8	0/2	14/21	.667

von Schamann Sequence: (27, 30) (44x, 32, 42x) (42, 37, 47x, 27) (27) (43x, 47x) (none) (37, 25) (none) (41, 32) (24, 26, 30) (43x, 36) (46, 23) (43, 27) (37x, 32) (39) (22, 30, 33)

SCORING SUMMARY

	TDR	TDP	TDR	PAT	FGs	Points
von Schamann				37/38	24/31	109
Nathan	5	3	0			48
Franklin	7	1	0			48
Woodley	4	0	0			24
Vigorito	1	2	1			24
Cefalo	0	3	0			18
Moore	0	2	0			12
Harris	0	2	0			12
Hill	1	1	0			12
Rose	0	2	0			12
x-Others	0	2	2			24
TOTALS	18	18	3	37/39	24/31	345*
Opponents	10	23	0	33/33	14/21	275

*safety as Gordon tackled QB in end zone Nov. 22

x-Giaquinto, Kozlowski, Leg and Walker ✓

1981 DEFENSIVE STATISTICS

(Initial Hits, Assists, Total Tackles)

Rhone	120-51-171	Den Herder	41-15-56
Duhe	61-49-110	Small	26-15-41
Brudzinski	63-39-102	Kozlowski	26-13-39
Gordon	66-33-99	Walker	25-6-31
G/Blackwood	71-25-96	Shull	20-5-25
Baumhower	64-26-90	Bokamper	17-5-22
Bessillieu	49-25-74	Potter	14-3-17
Besters	45-18-63	Poole	10-2-12
McNeal	44-15-59	Taylor	6-5-11
L/Blackwood	37-20-57	Barnett	7-2-9

PASSES DEFENSED (102): Small 23, McNeal 16, Rhone 9, G/Blackwood 9, Taylor 8, Gordon 8, L/Blackwood 7, Bessillieu 5, Brudzinski 4, Bokamper 4, Besters 2, Kozlowski 3, Baumhower 2, Duhe 2, Shull, Walker.

QUARTERBACK SACKS (38/314): Baumhower 9, Bokamper 7½, Duhe 7½, Rhone 6, Besters 5, Gordon, Den Herder, G. Blackwood.

RECOVERED DOLPHINS FUMBLE (16): Nathan 2, Walker 2, Woodley 2, Bennett, Bessillieu, Franklin, Giesler, Howell, Laakso, Orosz, Out of Bounds 3.

RECOVERED OPPONENT FUMBLE (15): Baumhower 3, Small 2, Shull 2, Kozlowski, G/Blackwood, Bessillieu, Gordon, McNeal, Rose, Duhe, Rhone.

FUMBLES/LOST (26/10): Woodley 9/3, Franklin 5/3, Walker 4/1, Nathan 2/2, Hill 2/1, Vigorito 1/0, Bessillieu 1/0, Bennett 1/0, Orosz 1/0.

FORCED FUMBLES (12): Brudzinski 3, Besters 3, Baumhower, L/Blackwood, Duhe, Potter, McNeal, Rhone.

BLOCKED KICKS: none.

1981 RUSHING GAME-BY-GAME

(Asterisks Indicate TDs)

	Nathan	Franklin	Woodley	Hill	Vigorito	Bennett	Dolphin Totals	Opponent Totals
at St. Louis	7-50	0-0	6-12	4-40	3-9	13-40	33-151	29-61
PITTSBURGH	10-77	* 4-40	* 4-26	1-1	1-2	10-42	36-185	26-117
at Houston	4-40	DNP	1-1	I.R.	8-6	5-22	33-124	21-85
at Baltimore	DNP	** 20-76	4-9	I.R.	7-19	I.R.	33-119	32-166
NEW YORK JETS	DNP	** 16-37	1-25	I.R.	7-15		29-98	51-242
at Buffalo	* 8-59	9-31	DNP	I.R.	0-0		18-99	33-116
WASHINGTON	13-98	* 16-45	1-5	I.R.	0-0		31-149	38-162
at Dallas	* 16-76	11-39	4-21	0-0	2-6		34-148	36-139
BALTIMORE	8-40	23-101	* 2-5	0-0	0-0		33-146	21-68
at New England	* 16-79	16-71	* 4-4	3-16	* 1-30		41-203	32-141
OAKLAND	9-14	6-19	1-2	* 4-35	0-0		20-70	32-143
at New York Jets	* 15-56	7-45	4-41	5-4	0-0		31-146	29-120
PHILADELPHIA	13-41	8-13	5-18	3-10	0-0		34-73	31-136
NEW ENGLAND	17-119	16-52	* 9-41	0-0	0-0		42-212	30-134
at Kansas City	* 11-33	* 17-40	2-10	4-13	2-0		40-93	28-91
at Kansas City	DNP	15-49	15-52	13-27	4-29		47-157	23-111
TOTALS	147-782	201-711	63-272	37-146	35-116	535-2173	492-2032	

Miscellaneous—Giaquinto 1-5 at Houston, 1-6 at Baltimore, 1-6 at Baltimore, 1-20 vs. NY Jets; Howell 1-9 at Baltimore, 2-5 vs. NY Jets, 1-1 vs. Washington, 1-6 at Dallas; Orosz 1-13 at Kansas City; Moore 1-3 at New England; Stroock 3-(-6) at Houston, 2-(-4) vs. NY Jets, 1-9 at Buffalo, 5-(-9) vs. Philadelphia, 3-(-16) at Kansas City.

BEST 1981 PERFORMANCE—Tony Nathan, 17-119 vs. New England (12-6-81); **ALL-TIME RECORD**—Mercury Morris, 15-197 vs. New England (9-30-73)

LONGEST 1981 RUN—Tony Nathan, 46 yards at St. Louis (9-6-81); **ALL-TIME RECORD**—Leroy Harris, 77 yards vs. Baltimore (12-5-77).

1981 RECEIVING GAME-BY-GAME

(Asterisks Indicate TDs)

	Harris	Nathan	Cefalo	Vigorito	Moore	Rose	Hardy	Lee	Dolphin	Opponent
	Totals	Totals	Totals	Totals	Totals	Totals	Totals	Totals	Totals	Totals
at St. Louis	2-31	2-18	** 3-90	1-9	3-17	0-0	0-0	1-5	17-176	
PITTSBURGH	2-55	* 8-84	1-11	2-1	0-0	0-0	0-0	0-0	14-178	
at Houston	4-37	2-16	0-0	4-28	0-0	1-22	1-9	0-0	14-161	
at Baltimore	3-73	DNP	4-64	* 6-60	2-69	1-14	1-11	0-0	18-144	
NEW YORK JETS	3-37	DNP	0-0	7-30	** 7-210	1-9	2-21	0-0	19-309	
at Buffalo	6-92	2-13	3-34	1-1	6-39	* 5-41	0-0	2-20	21-306	
WASHINGTON	1-46	4-39	2-93	0-0	2-39	2-67	1-6	0-0	26-245	
at Dallas	6-165	* 4-22	* 5-164	1-11	DNP	* 4-43	0-0	0-0	15-296	
BALTIMORE	* 2-35	5-36	2-32	0-0	DNP	0-0	4-54	0-0	21-408	
at New England	8-145	5-37	1-18	1-9	0-0	0-0	1-7	3-7	22-242	
OAKLAND	3-35	* 7-99	3-43	5-30	1-14	2-13	0-0	1-7	26-271	
at New York Jets	2-30	3-26	1-3	0-0	DNP	0-0	1-3	2(-3)	10-63	
PHILADELPHIA	* 9-114	2-16	0-0	0-0	0-0	1-17	0-0	2-14	15-154	
NEW ENGLAND	DNP	3-23	3-72	1-9	3-20	0-0	0-0	0-0	11-128	
at Kansas City	1-10	3-23	0-0	3-42	1-39	3-21	1-8	0-0	12-138	
BUFFALO	1-6	DNP	1-7	* 1-7	1-5	3-69	3-55	0-0	14-165	
TOTALS	53-911	50-452	29-631	33-237	26-452	23-316	15-174	14-64	271-3385	297-3645

Miscellaneous—Hill 1-4 at St. Louis, 2-14 at New England, 3-30 vs. Oakland, 1-4 at NY Jets, 1(-7) vs. Philadelphia, 1-41 vs. New England, 2-22 at Kansas City, 1-2 vs. Buffalo; Giaquinto 2-18 at Houston, 1-14 at Baltimore, 1(-1) vs. NY Jets, 1-5 at Buffalo, 1(-3) vs. Washington, 1-5 at New England; Howell 1-4 at Baltimore, 1-5 vs. Washington, Franklin 1-3 at Houston, 1-3 at Dallas, 1-0 vs. Oakland; Bennett 1-4 at St. Louis, 1-10 vs. Pittsburgh, 2-8 at Houston.

BEST 1981 PERFORMANCE and **ALL-TIME RECORD**—Nat Moore, 7-210 vs. New York Jets (10-4-81).

LONGEST 1981 RECEPTION—Jimmy Cefalo, 69 yards TD at Dallas (10-25-81); **ALL-TIME RECORD**—Paul Warfield, 86 yards TD vs. Pittsburgh (11-14-71).

1981 GAME-BY-GAME TEAM STATISTICS

	First Downs	Opp. First Downs	Plays/Total Offense	Opp. Plays/Offense	Rushes/Yards	Opp. Rushes/Yards	Net Yards Passing	Opp. Yards Passing	Dolphin Passes	Opponent Passes	Dolphin QB Sacked	Opponent QB Sacked	Fumbles/Lost	Opponent Fumbles	Penalties/Yards	Opp Penalties/Yards		
W 20-7 at St. Louis	14	14	61-292	68-203	33-151	29-61	141	142	24-14-1	35-17-1	4-37	4-34	6-42.2	7-43.6	4-2	1-1	3-20	5-50
W 30-10 PITTSBURGH	25	15	70-346	63-300	36-185	26-117	161	183	34-14-1	33-15-2	0-0	4-39	3-40.0	6-37.2	1-0	1-0	5-43	10-84
W 16-10 at Houston	16	9	66-257	55-202	33-124	21-85	133	117	32-18-1	26-16-1	1-11	8-61	7-40.4	8-42.0	0-0	0-0	6-50	9-79
W 31-28 at Baltimore	22	20	63-428	60-514	33-119	32-166	309	348	30-19-0	27-20-1	0-0	1-9	4-41.8	2-40.0	0-0	1-0	4-35	6-52
T 28-28 NEW YORK JETS (ot)	17	32	64-399	92-546	29-98	51-242	301	304	34-21-0	39-28-1	1-5	2-6	8-41.9	6-44.8	2-0	3-2	9-65	5-45
L 21-31 at Buffalo	22	22	64-324	62-454	18-99	33-116	225	338	44-26-4	29-20-0	2-20	0-0	4-44.0	4-35.0	1-0	4-1	3-15	9-69
W 13-10 WASHINGTON	20	20	59-445	62-301	31-149	38-162	296	139	28-15-0	23-17-1	0-0	1-10	4-31.5	5-42.2	2-2	1-1	4-27	3-36
L 27-28 at Dallas	25	23	74-529	70-466	34-148	36-139	381	327	37-21-5	32-22-1	3-27	2-27	5-41.6	6-36.3	3-0	2-1	2-11	3-20
W 27-10 BALTIMORE	19	19	58-310	59-308	33-146	21-68	164	240	25-14-0	37-23-2	0-0	1-8	3-42.0	4-34.3	0-0	2-1	6-55	7-58
W 30-27 at New England (ot)	24	23	80-419	73-492	41-203	32-141	216	351	37-22-2	40-23-4	2-26	1-4	4-41.2	3-43.7	3-2	1-1	6-51	9-77
L 17-33 OAKLAND	22	19	73-306	73-304	20-70	32-143	236	161	47-26-1	39-16-0	6-35	2-19	8-38.0	9-45.9	1-1	2-0	7-37	9-73
L 15-16 at New York Jets	13	21	56-187	70-258	31-146	29-120	41	165	22-10-2	37-21-0	3-22	4-38	7-43.8	4-41.0	3-0	4-2	2-30	5-53
W 13-10 PHILADELPHIA	14	11	67-205	57-216	34-73	31-136	132	80	30-15-0	24-12-1	3-22	2-11	7-42.4	8-44.1	3-1	1-1	1-5	8-59
W 24-14 NEW ENGLAND	19	17	66-340	52-256	42-212	30-134	128	122	24-11-1	20-12-0	0-0	2-16	3-43.7	5-38.4	2-1	2-2	5-45	4-33
W 17-7 at Kansas City	16	16	69-253	68-276	40-93	28-91	160	185	28-14-3	37-21-1	1-5	3-21	5-38.6	5-41.2	0-0	4-1	4-32	6-59
W 16-6 BUFFALO	18	15	73-282	54-240	47-157	23-111	125	128	22-11-0	30-14-2	4-26	1-11	5-39.0	5-37.4	1-1	1-1	4-20	6-39
L 38-41 SAN DIEGO (ot)	25	34	79-472	85-564	28-78	29-149	394	415	48-31-2	54-33-1	3-29	2-18	5-42.0	4-40.3	2-1	3-3	7-50	9-55

1981 NFL STANDINGS AMERICAN CONFERENCE

Eastern Division

	W	L	T	Pct.	Pts.	Opp.
Miami	11	4	1	.719	345	275
x-New York Jets	10	5	1	.656	355	287
y-Buffalo	10	6	0	.625	311	276
Baltimore	2	14	0	.125	259	533
New England	2	14	0	.125	322	370

x—wild-card entry
y—Bills defeated Denver, 9-7

Central Division

	W	L	T	Pct.	Pts.	Opp.
Cincinnati	12	4	0	.750	421	304
Pittsburgh	8	8	0	.500	356	297
Houston	7	9	0	.438	281	355
Cleveland	5	11	0	.313	276	375

Western Division

	W	L	T	Pct.	Pts.	Opp.
x-San Diego	10	6	0	.625	478	390
Denver	10	6	0	.625	321	289
Kansas City	9	7	0	.563	343	290
Oakland	7	9	0	.438	273	343
Seattle	6	10	0	.375	322	388

x—wild-card entry

NATIONAL CONFERENCE

Eastern Division

	W	L	T	Pct.	Pts.	Opp.
Dallas	12	4	0	.750	367	277
x-Philadelphia	10	6	0	.625	368	221
x-N. Y. Giants	9	7	0	.563	295	257
Washington	8	8	0	.500	347	349
St. Louis	7	9	0	.438	315	408

x—wild-card entry

Central Division

	W	L	T	Pct.	Pts.	Opp.
Tampa Bay	9	7	0	.563	315	268
Detroit	8	8	0	.500	397	322
Green Bay	8	8	0	.500	324	361
Minnesota	7	9	0	.438	325	369
Chicago	6	10	0	.375	253	324

Western Division

	W	L	T	Pct.	Pts.	Opp.
San Francisco	13	3	0	.813	357	250
Atlanta	7	9	0	.438	426	355
Los Angeles	6	10	0	.375	303	351
New Orleans	4	12	0	.250	207	378

PLAYOFF RESULTS

AFC — Buffalo 31, at N.Y. Jets 27 (wild-card playoff)
 San Diego 41, at Miami 38 (ot)
 at Cincinnati 28, Buffalo 21
 AFC Title — at Cincinnati 27, San Diego 7
 NFC — N.Y. Giants 27, at Philadelphia 21 (wild-card playoff)
 at Dallas 38, Tampa Bay 0
 at San Francisco 38, New York Giants 24
 NFC Title — at San Francisco 28, Dallas 27
 Super Bowl XVI — San Francisco 26, Cincinnati 21
 at Pontiac, Mich.



YEAR-BY-YEAR SCORES

1966 (3-11)				Paid	Announce
9/2	L	14-23	OAKLAND	25,188	26,776
9/9	L	14-19	NEW YORK JETS	33,650	34,402
9/18	L	24-58	at Buffalo	37,176	37,546
10/2	L	10-44	at San Diego	26,451	26,444
10/9	L	10-21	at Oakland	28,863	30,787
10/16	W	24-7	DENVER	22,191	23,393
10/23	W	20-13	at Houston	21,999	23,173
11/6	L	0-29	BUFFALO	36,685	37,177
11/13	L	16-34	at Kansas City	33,733	34,063
11/20	L	13-20	at New York Jets	57,092	58,664
11/27	L	14-20	NEW ENGLAND	22,480	22,754
12/4	L	7-17	at Denver	32,116	32,592
12/11	L	18-19	KANSAS CITY	19,387	17,881
12/18	W	29-28	HOUSTON	19,274	20,045
				416,285	425,697
1967 (4-10)				Paid	Announce
9/17	W	35-21	DENVER	29,072	29,381
9/24	L	0-24	KANSAS CITY	33,280	36,272
10/1	L	7-29	at New York Jets	59,433	61,240
10/8	L	0-41	at Kansas City	42,920	45,291
10/15	L	10-41	at New England	17,859	23,955
10/22	L	14-33	NEW YORK JETS	28,392	30,049
11/5	L	13-35	at Buffalo	30,950	31,622
11/12	L	0-24	at San Diego	32,395	34,761
11/19	L	17-31	at Oakland	33,753	37,295
11/26	W	17-14	BUFFALO	24,357	27,050
12/3	L	14-17	at Houston	21,865	20,979
12/10	W	41-24	SAN DIEGO	23,032	23,007
12/17	W	41-32	NEW ENGLAND	22,079	25,969
12/23	L	10-41	HOUSTON	29,628	31,121
				429,015	457,992
1968 (5-8-1)				Paid	Announce
9/14	L	10-24	HOUSTON	38,097	40,067
9/21	L	21-47	OAKLAND	28,751	30,021
9/28	L	3-48	KANSAS CITY	27,732	28,501
10/6	W	24-7	at Houston	35,424	36,109
10/12	T	14-14	BUFFALO	28,653	28,559
10/20	W	24-22	at Cincinnati	25,076	25,936
10/27	L	14-21	at Denver	43,411	44,115
11/3	L	28-34	at San Diego	31,686	37,284
11/10	W	21-17	at Buffalo	28,399	28,759
11/17	L	21-38	CINCINNATI	30,304	31,747
11/24	W	34-10	at New England	13,646	18,305
12/1	L	17-35	at New York Jets	60,207	61,766
12/8	W	38-7	NEW ENGLAND	24,902	24,242
12/15	L	7-31	NEW YORK JETS	31,302	32,843
				447,590	468,271
1969 (3-10-1)				Paid	Announce
9/14	L	21-27	at Cincinnati	24,487	25,335
9/20	L	17-20	at Oakland	48,477	50,277
9/28	L	10-22	at Houston	40,387	41,086
10/4	T	20-20	OAKLAND	32,668	35,614
10/11	L	14-21	SAN DIEGO	33,073	34,585
10/19	L	10-17	at Kansas City	47,038	49,809
10/26	W	24-6	BUFFALO	39,194	39,837
11/2	L	31-34	at New York Jets	60,793	61,761
11/9	W	17-16	at New England	10,665	8,374
11/16	L	3-28	at Buffalo	32,344	32,868
11/23	L	7-32	HOUSTON	27,114	27,218
11/30	L	23-38	New England (at Tampa)	27,179	32,121
12/7	W	27-24	DENVER	24,972	25,332
12/14	L	9-27	NEW YORK JETS	42,148	48,108
				490,539	512,335

1970 (10-4)				Paid	Announce
9/20	L	14-27	at New England	27,265	32,607
9/27	W	20-10	at Houston	38,779	39,840
10/3	W	20-13	OAKLAND	54,412	57,140
10/10	W	20-6	at New York Jets	61,801	62,712
10/18	W	33-14	at Buffalo	40,820	41,312
10/25	L	0-28	CLEVELAND	70,872	75,313
11/1	L	0-35	at Baltimore	59,305	60,240
11/8	L	17-24	at Philadelphia	53,149	58,171
11/15	W	21-10	NEW ORLEANS	41,557	42,866
11/22	W	34-17	BALTIMORE	63,362	67,699
11/30	W	20-7	at Atlanta	53,303	54,036
12/6	W	37-20	NEW ENGLAND	46,370	51,034
12/13	W	16-10	NEW YORK JETS	71,892	75,099
12/20	W	45-7	BUFFALO	64,957	70,990
				747,844	789,059
American Conference Playoff				Paid	Announce
12/27	L	14-21	at Oakland	52,594	54,401
1971 (10-3-1)				Paid	Announce
9/19	T	10-10	at Denver	50,499	51,228
9/26	W	29-14	at Buffalo	44,626	45,139
10/3	L	10-14	NEW YORK JETS	67,161	66,025
10/10	W	23-13	at Cincinnati	59,090	60,099
10/17	W	41-3	NEW ENGLAND	56,222	54,566
10/24	W	30-14	at New York Jets	61,170	62,130
10/31	W	20-14	at Los Angeles	68,386	72,903
11/7	W	34-0	BUFFALO	57,748	52,404
11/14	W	24-21	PITTSBURGH	63,178	61,167
11/21	W	17-14	BALTIMORE	73,063	72,043
11/29	W	34-3	CHICAGO	73,071	75,061
12/5	L	13-34	at New England	60,110	61,457
12/11	L	3-14	at Baltimore	59,293	60,238
12/19	W	27-6	GREEN BAY	74,215	73,122
				867,832	867,582
American Conference Playoff				Paid	Announce
12/25	W	27-24	at Kansas City (2 ot)	50,374	45,822
American Conference Championship				Paid	Announce
1/2	W	21-0	BALTIMORE	78,629	78,939
Super Bowl VI at New Orleans				Paid	Announce
1/16	L	3-24	DALLAS	81,023	80,591
1972 (14-0)				Paid	Announce
9/17	W	20-10	at Kansas City	78,736	79,829
9/24	W	34-13	HOUSTON	75,069	71,285
10/1	W	16-14	at Minnesota	45,766	47,900
10/8	W	27-17	at New York Jets	61,720	63,841
10/15	W	24-10	SAN DIEGO	78,212	77,596
10/22	W	24-23	BUFFALO	78,175	75,185
10/29	W	23-0	at Baltimore	59,303	60,000
11/5	W	30-16	at Buffalo	45,659	46,206
11/12	W	52-0	NEW ENGLAND	78,148	75,528
11/19	W	28-24	NEW YORK JETS	78,166	78,914
11/27	W	31-10	ST. LOUIS	78,190	76,801
12/3	W	37-21	at New England	60,144	60,999
12/10	W	23-13	at New York Giants	62,728	62,728
12/16	W	16-0	BALTIMORE	78,202	76,696
				958,218	953,508
American Conference Playoff				Paid	Announce
12/24	W	20-14	CLEVELAND	78,916	78,196
American Conference Championship				Paid	Announce
12/31	W	21-17	at Pittsburgh	50,845	50,350
Super Bowl VII at Los Angeles				Paid	Announce
1/14	W	14-7	Washington	90,182	85,462

• local TV blackout lifted

1973 (12-2)

			Paid	Announce	
9/16	W	21-13	• SAN FRANCISCO	78,768	68,275
9/23	L	7-12	at Oakland	74,044	74,121
9/30	W	44-23	• NEW ENGLAND	78,830	62,508
10/7	W	31-3	• NEW YORK JETS	78,821	63,850
10/15	W	17-9	• at Cleveland	78,424	72,070
10/21	W	27-6	• BUFFALO	78,738	65,241
10/28	W	30-14	• at New England	60,268	57,617
11/4	W	24-14	• at New York Jets	61,462	57,591
11/11	W	44-0	• BALTIMORE	78,584	60,332
11/18	W	17-0	• at Buffalo	79,401	77,138
11/22	W	14-7	• at Dallas	62,967	58,089
12/3	W	30-26	• PITTSBURGH	78,922	68,901
12/9	L	3-16	• at Baltimore	57,834	41,005
12/15	W	34-7	• DETROIT	78,337	53,375
			1,025,400	822,496	

American Conference Playoff

12/23	W	34-16	CINCINNATI	78,928	75,770
-------	---	-------	------------	--------	--------

American Conference Championship

12/30	W	27-10	• OAKLAND	79,325	75,105
-------	---	-------	-----------	--------	--------

Super Bowl VIII at Houston

1/13	W	24-7	Minnesota	71,882	68,142
------	---	------	-----------	--------	--------

1974 (11-3)

			Paid	Announce	
9/15	L	24-34	at New England	54,193	55,006
9/22	W	24-16	• at Buffalo	79,463	78,990
9/29	W	28-21	at San Diego	44,183	44,706
10/7	W	21-17	• NEW YORK JETS	78,219	61,527
10/13	L	17-20	• at Washington	52,379	54,395
10/20	W	9-3	KANSAS CITY	75,358	67,779
10/27	W	17-7	BALTIMORE	72,849	65,868
11/3	W	42-7	ATLANTA	74,935	64,399
11/10	W	21-0	at New Orleans	73,458	74,289
11/17	W	35-28	• BUFFALO	78,771	69,313
11/24	L	14-17	• at New York Jets	60,481	57,162
12/2	W	24-3	CINCINNATI	78,675	71,962
12/8	W	17-16	at Baltimore	40,911	34,420
12/15	W	34-27	• NEW ENGLAND	78,811	56,920
			942,486	856,736	

American Conference Playoff

12/21	L	26-28	at Oakland	53,023	52,817
-------	---	-------	------------	--------	--------

1975 (10-4)

			Paid	Announce	
9/22	L	21-31	OAKLAND	78,805	78,744
9/28	W	22-14	• at New England	59,869	59,967
10/5	W	31-7	• at Green Bay	55,270	55,390
10/12	W	24-16	PHILADELPHIA	62,925	60,127
10/19	W	43-0	• at New York Jets	60,471	47,191
10/26	W	35-30	• at Buffalo	79,429	79,080
11/2	W	46-13	at Chicago	56,577	51,298
11/9	W	27-7	NEW YORK JETS	75,631	72,896
11/16	L	19-20	• at Houston	50,494	48,892
11/23	L	17-33	BALTIMORE	67,029	61,986
12/1	W	20-7	NEW ENGLAND	68,480	61,963
12/7	W	31-21	BUFFALO	78,701	74,573
12/14	L	7-10	• at Baltimore (ot)	59,808	59,398
12/20	W	14-13	DENVER	58,187	43,064
			909,676	854,575	

1976 (6-8)

			Paid	Announce	
9/13	W	30-21	at Buffalo	77,800	77,683
9/19	L	14-30	at New England	41,184	41,879
9/26	W	16-0	NEW YORK JETS	53,600	49,754
10/3	L	28-31	LOS ANGELES	65,314	60,753
10/10	L	14-28	• at Baltimore	59,295	58,832
10/17	L	17-20	KANSAS CITY (ot)	50,471	43,325
10/24	W	23-20	at Tampa Bay	63,016	59,155
10/31	W	10-3	NEW ENGLAND	57,984	52,863
11/7	W	27-7	at New York Jets	58,882	53,344
11/14	L	3-14	• at Pittsburgh	49,813	48,945
11/22	L	16-17	BALTIMORE	68,372	62,104
11/28	L	13-17	at Cleveland	76,562	74,715
12/5	W	45-27	BUFFALO	51,423	43,475
12/11	L	7-29	MINNESOTA	52,945	46,543
			826,661	773,370	

• local TV blackout lifted

1977 (10-4)

			Paid	Announce	
9/18	W	13-0	at Buffalo	78,048	76,097
9/25	W	19-15	at San Francisco	45,560	40,503
10/2	W	27-7	HOUSTON	50,764	49,619
10/9	L	28-45	at Baltimore	58,829	57,005
10/16	W	21-17	NEW YORK JETS	45,048	43,446
10/23	W	31-13	SEATTLE	38,967	29,858
10/30	L	13-14	SAN DIEGO	47,525	40,670
11/6	W	14-10	at New York Jets	53,698	51,582
11/13	W	17-5	NEW ENGLAND	66,743	67,502
11/20	L	17-23	• at Cincinnati	58,710	46,733
11/24	W	55-14	• at St. Louis	50,855	50,269
12/5	W	17-6	• BALTIMORE	74,216	68,977
12/11	L	10-14	• at New England	60,329	61,064
12/17	W	31-14	BUFFALO	45,855	39,626
			773,147	722,951	

1978 (11-5)

			Paid	Announce	
9/3	L	20-33	at New York Jets	53,941	49,598
9/10	W	42-0	at Baltimore	47,658	46,426
9/17	W	31-24	BUFFALO	51,362	48,373
9/24	L	3-17	• at Philadelphia	64,328	62,998
10/1	W	24-10	ST. LOUIS	47,650	43,882
10/9	W	21-0	CINCINNATI	57,481	54,729
10/15	W	28-21	at San Diego	51,426	50,637
10/22	L	24-33	• at New England	60,314	60,424
10/29	W	26-8	BALTIMORE	55,783	53,524
11/5	W	23-16	• DALLAS	74,058	70,414
11/12	W	25-24	at Buffalo	50,110	48,623
11/20	L	30-35	• at Houston	51,189	50,290
11/26	L	13-24	NEW YORK JETS	53,900	49,255
12/ 3	W	16-0	• at Washington	54,239	52,860
12/10	W	23-6	OAKLAND	73,889	73,003
12/18	W	23-3	NEW ENGLAND	73,945	72,071
			921,273	887,107	

AFC Wild-Card Playoff

12/24	L	9-17	HOUSTON	72,445	70,036
-------	---	------	---------	--------	--------

1979 (10-6)

			Paid	Announce	
9/2	W	9-7	at Buffalo	70,841	69,441
9/9	W	19-10	SEATTLE	60,045	56,233
9/16	W	27-12	• at Minnesota	47,748	44,187
9/23	W	31-16	CHICAGO	66,598	66,011
9/30	L	27-33	at New York Jets	59,595	51,496
10/8	L	3-13	• at Oakland	53,419	52,419
10/14	W	17-7	BUFFALO	54,062	45,597
10/21	L	13-28	• at New England	60,372	61,096
10/28	W	27-7	GREEN BAY	54,343	47,741
11/5	L	6-9	HOUSTON	73,900	70,273
11/11	W	19-0	BALTIMORE	56,884	50,193
11/18	L	24-30	at Cleveland (ot)	78,819	80,374
11/25	W	28-24	at Baltimore	44,989	38,016
11/29	W	39-24	• NEW ENGLAND	73,628	69,174
12/9	W	28-10	at Detroit	79,073	78,087
12/15	L	24-27	NEW YORK JETS	58,620	49,915
			993,936	930,253	

American Conference Playoff

12/30	L	14-34	• at Pittsburgh	50,320	50,214
-------	---	-------	-----------------	--------	--------

1980 (8-8)

			Paid	Announce	
9/7	L	7-17	at Buffalo	79,312	79,598
9/14	W	17-16	CINCINNATI	45,480	38,322
9/21	W	20-17	• at Atlanta	58,558	55,479
9/28	W	21-16	NEW ORLEANS	46,599	40,946
10/5	L	17-30	BALTIMORE	53,838	50,631
10/12	L	0-34	• at New England	60,392	60,377
10/19	W	17-14	BUFFALO	49,499	41,636
10/27	L	14-17	at New York Jets	59,677	53,046
11/2	L	10-16	at Oakland	47,274	46,378
11/9	W	35-14	• at Los Angeles	67,751	62,198
11/16	W	17-13	SAN FRANCISCO	50,219	45,135
11/20	L	24-27	SAN DIEGO (ot)	66,009	63,013
11/30	L	10-23	• at Pittsburgh	54,082	51,384
12/8	W	16-13	NEW ENGLAND (ot)	62,649	63,292
12/14	W	24-14	at Baltimore	36,136	30,564
12/20	L	17-24	NEW YORK JETS	47,920	41,854
			885,395	823,853	

• local TV blackout lifted

		1981 (11-4-1)			
9/6	W	20-7	at St. Louis	Paid	Announce
9/10	W	30-10	PITTSBURGH	50,923	50,351
9/20	W	16-10	• at Houston	73,876	74,190
9/27	W	31-28	at Baltimore	51,344	47,379
10/4	T	28-28	NEW YORK JETS (ot)	41,630	39,273
10/12	L	21-31	• at Buffalo	68,356	68,723
10/18	W	13-10	WASHINGTON	79,275	78,576
10/25	L	27-28	• at Dallas	51,710	47,367
11/1	W	27-10	BALTIMORE	63,695	64,221
11/8	W	30-27	• at New England (ot)	50,473	46,061
11/15	L	17-33	OAKLAND	60,334	60,436
11/22	L	15-16	• at New York Jets	66,359	61,777
11/30	W	13-10	• PHILADELPHIA	59,655	59,962
12/6	W	24-14	NEW ENGLAND	73,916	67,797
12/13	W	17-7	at Kansas City	54,326	50,421
12/19	W	16-6	BUFFALO	57,477	57,407
				73,629	72,956
				976,978	949,254
AMERICAN CONFERENCE PLAYOFF					
1/2	L	38-41	• SAN DIEGO (ot)	74,233	73,735

• local TV blackout lifted

ALL-TIME DOLPHIN WON-LOSS RECORDS

Opponent	W	L	T	Pct.	Pts.	Opp.	Last Met
Atlanta	3	0	0	1.000	82	31	1980
Baltimore	16	9	0	.640	508	372	1981
Buffalo	25	6	1	.797	742	568	1981
Chicago	3	0	0	1.000	111	32	1979
Cincinnati	6	3	0	.667	202	158	1980
Cleveland	2	3	0	.400	74	98	1979
Dallas	2	2	0	.500	67	75	1981
Denver	4	2	1	.642	131	113	1975
Detroit	2	0	0	1.000	62	17	1979
Green Bay	3	0	0	1.000	85	20	1979
Houston	7	9	0	.438	285	305	1981
Kansas City	4	7	0	.364	137	247	1981
Los Angeles	2	1	0	.667	84	59	1980
Minnesota	3	1	0	.750	74	62	1979
New England	20	11	0	.645	765	616	1981
New Orleans	3	0	0	1.000	63	26	1980
New York Giants	1	0	0	1.000	23	13	1972
New York Jets	14	17	1	.453	639	617	1981
Oakland	3	12	1	.219	267	345	1981
Philadelphia	2	2	0	.500	57	67	1981
Pittsburgh	4	3	0	.571	132	145	1981
St. Louis	4	0	0	1.000	130	41	1981
San Diego	4	7	0	.364	248	281	1981
San Francisco	3	0	0	1.000	57	41	1980
Seattle	2	0	0	1.000	50	23	1979
Tampa Bay	1	0	0	1.000	23	20	1976
Washington	3	1	0	.750	60	37	1981
TOTALS	146	96	4	.602	5,157	4,429	

(Includes postseason games)

For the 94 games played at the Orange Bowl since 1970 (excluding preseason games), the Dolphins have sold 6,147,127 tickets for an average of 65,395 over a 12-year period. The three highest turnstile counts for Dolphin games at the Orange Bowl are 78,939 for Baltimore in the 1971 AFC Championship game; 78,914 for the New York Jets in 1972; and 78,744 for Oakland in the 1975 season opener.

OPPONENTS BY SERIES

MIAMI 3, ATLANTA 0	MIAMI 6, CINCINNATI 3
1970 —Miami 20, at Atlanta 7	1968 —Miami 24, at Cincinnati 22
1974 —at Miami 42, Atlanta 7	Cincinnati 38, at Miami 21
1980 —Miami 20, at Atlanta 17	1969 —at Cincinnati 27, Miami 21
MIAMI 16, BALTIMORE 9	1971 —Miami 23, at Cincinnati 13
1970 —at Baltimore 35, Miami 0	1973 —*at Miami 34, Cincinnati 16
at Miami 34, Baltimore 17	1974 —at Miami 24, Cincinnati 3
1971 —at Miami 17, Baltimore 14	1977 —at Cincinnati 23, Miami 17
at Baltimore 14, Miami 3	1978 —at Miami 21, Cincinnati 0
**at Miami 21, Baltimore 0	1980 —at Miami 17, Cincinnati 16
1972 —Miami 23, at Baltimore 0	CLEVELAND 3, MIAMI 2
at Miami 16, Baltimore 0	1970 —Cleveland 28, at Miami 0
1973 —at Miami 44, Baltimore 0	1972 —*at Miami 20, Cleveland 14
at Baltimore 16, Miami 3	1973 —Miami 17, at Cleveland 9
1974 —at Miami 17, Baltimore 7	1976 —at Cleveland 17, Miami 13
Miami 17, at Baltimore 16	1979 —at Cleveland 30, Miami 24 (ot)
1975 —Baltimore 33, at Miami 17	MIAMI 2, DALLAS 2
at Baltimore 10, Miami 7 (ot)	1971 —***Dallas 24, Miami 3
1976 —at Baltimore 28, Miami 14	1973 —Miami 14, at Dallas 7
Baltimore 17, at Miami 16	1978 —at Miami 23, Dallas 16
1977 —at Baltimore 45, Miami 28	1981 —at Dallas 28, Miami 27
at Miami 17, Baltimore 6	MIAMI 4, DENVER 2 (1 tie)
1978 —Miami 42, at Baltimore 0	1966 —at Miami 24, Denver 7
at Miami 26, Baltimore 8	at Denver 17, Miami 7
1979 —at Miami 19, Baltimore 0	1967 —at Miami 35, Denver 21
Miami 28, at Baltimore 24	1968 —at Denver 21, Miami 14
1980 —Baltimore 30, at Miami 17	1969 —at Miami 27, Denver 24
Miami 24, at Baltimore 14	1971 —Miami 10, at Denver 10 (tie)
1981 —Miami 31, at Baltimore 28	1975 —at Miami 14, Denver 13
at Miami 27, Baltimore 10	MIAMI 2, DETROIT 0
MIAMI 25, BUFFALO 5 (1 tie)	1973 —at Miami 34, Detroit 7
1966 —at Buffalo 58, Miami 24	1979 —Miami 28, at Detroit 10
Buffalo 29, at Miami 0	MIAMI 3, GREEN BAY 0
1967 —at Buffalo 35, Miami 13	1971 —at Miami 27, Green Bay 6
at Miami 17, Buffalo 14	1975 —Miami 31, at Green Bay 7
1968 —at Miami 14, Buffalo 14 (tie)	1979 —at Miami 27, Green Bay 7
Miami 21, at Buffalo 17	HOUSTON 9, MIAMI 7
1969 —at Miami 24, Buffalo 6	1966 —Miami 20, at Houston 13
at Buffalo 28, Miami 3	at Miami 29, Houston 28
1970 —Miami 33, at Buffalo 14	1967 —at Houston 17, Miami 14
at Miami 45, Buffalo 7	Houston 41, at Miami 10
1971 —Miami 29, at Buffalo 14	1968 —Houston 24, at Miami 10
at Miami 34, Buffalo 0	Miami 24, at Houston 7
1972 —at Miami 24, Buffalo 23	1969 —at Houston 22, Miami 10
Miami 30, at Buffalo 16	Houston 32, at Miami 7
1973 —at Miami 27, Buffalo 6	1970 —Miami 20, at Houston 10
Miami 17, at Buffalo 0	1972 —at Miami 34, Houston 13
1974 —Miami 24, at Buffalo 16	1975 —at Houston 20, Miami 19
at Miami 35, Buffalo 28	1977 —at Miami 27, Houston 7
1975 —Miami 35, at Buffalo 30	1978 —at Houston 35, Miami 30
at Miami 31, Buffalo 21	*Houston 17, at Miami 9
1976 —Miami 30, at Buffalo 21	1979 —Houston 9, at Miami 6
at Miami 45, Buffalo 27	1981 —Miami 16, at Houston 10
1977 —Miami 13, at Buffalo 0	KANSAS CITY 7, MIAMI 4
at Miami 31, Buffalo 14	1966 —at Kansas City 34, Miami 16
1978 —at Miami 31, Buffalo 24	Kansas City 19, at Miami 18
Miami 25, at Buffalo 24	1967 —Kansas City 24, at Miami 0
1979 —Miami 9, at Buffalo 7	at Kansas City 41, Miami 0
at Miami 17, Buffalo 7	1968 —Kansas City 48, at Miami 3
1980 —at Buffalo 17, Miami 7	1969 —at Kansas City 17, Miami 10
at Miami 17, Buffalo 14	1971 —*Miami 27, at Kansas City 24
1981 —at Buffalo 31, Miami 21	(double overtime)
at Miami 16, Buffalo 6	1972 —Miami 20, at Kansas City 10
MIAMI 3, CHICAGO 0	1974 —at Miami 9, Kansas City 3
1971 —at Miami 34, Chicago 3	1976 —Kansas City 20, at Miami 17
1975 —Miami 46, at Chicago 13	1981 —Miami 17, at Kansas City 7
1979 —at Miami 31, Chicago 16	

*AFC Playoff **AFC Championship ***Super Bowl

MIAMI 2, LOS ANGELES 1

1971 —Miami 20, at Los Angeles 14
1976 —Los Angeles 31, at Miami 28
1980 —Miami 35, at Los Angeles 14

MIAMI 3, MINNESOTA 1

1972 —Miami 16, at Minnesota 14
1973 —***Miami 24, Minnesota 7
1976 —Minnesota 29, at Miami 7
1979 —Miami 27, at Minnesota 12

MIAMI 20, NEW ENGLAND 11

1966 —New England 20, at Miami 14
1967 —at New England 41, Miami 10
at Miami 41, New England 32
1968 —Miami 34, at New England 10
at Miami 38, New England 7
1969 —Miami 17, at New England 16
New England 38, Miami 23
(Tampa)
1970 —at New England 27, Miami 14
at Miami 37, New England 20
1971 —at Miami 41, New England 3
at New England 34, Miami 13
1972 —at Miami 42, New England 0
Miami 37, at New England 21
1973 —at Miami 44, New England 23
Miami 30, at New England 14
1974 —at New England 34, Miami 24
at Miami 34, New England 27
1975 —Miami 22, at New England 14
at Miami 20, New England 7
1976 —at New England 30, Miami 14
at Miami 10, New England 3
1977 —at Miami 17, New England 5
at New England 14, Miami 10
1978 —at New England 33, Miami 24
at Miami 23, New England 3
1979 —at New England 28, Miami 13
at Miami 39, New England 24
1980 —at New England 34, Miami 0
at Miami 16, New England 13 (ot)
1981 —Miami 30, at New England 27 (ot)
at Miami 24, New England 14

MIAMI 3, NEW ORLEANS 0

1970 —at Miami 21, New Orleans 10
1974 —Miami 21, at New Orleans 0
1980 —at Miami 21, New Orleans 16

MIAMI 1, NY GIANTS 0

1972 —Miami 23, at NY Giants 13

NY JETS 17, MIAMI 14 (1 tie)

1966 —NY Jets 19, at Miami 14
at NY Jets 30, Miami 13
1967 —at NY Jets 29, Miami 7
NY Jets 33, at Miami 14
1968 —at NY Jets 35, Miami 17
NY Jets 31, at Miami 7
1969 —at NY Jets 34, Miami 31
NY Jets 27, at Miami 9
1970 —Miami 20, at NY Jets 6
at Miami 16, NY Jets 0
1971 —NY Jets 14, at Miami 10
Miami 30, at NY Jets 14
1972 —Miami 27, at NY Jets 17
at Miami 28, NY Jets 24
1973 —at Miami 31, NY Jets 3
Miami 24, at NY Jets 14
1974 —at Miami 21, NY Jets 17
at NY Jets 17, Miami 14
1975 —Miami 43, at NY Jets 0
at Miami 27, NY Jets 7
1976 —at Miami 16, NY Jets 0
Miami 27, at NY Jets 7
1977 —at Miami 21, NY Jets 17
Miami 14, at NY Jets 10
1978 —at NY Jets 33, Miami 20
NY Jets 24, at Miami 13



David Woodley won MVP honor as rookie.

1979 —at NY Jets 33, Miami 27
NY Jets 27, at Miami 24
1980 —at NY Jets 17, Miami 14
NY Jets 24, at Miami 17
1981 —at Miami 28, NY Jets 28 (tie)
at NY Jets 16, Miami 15

OAKLAND 12, MIAMI 3 (1 tie)

1966 —Oakland 23, at Miami 14
at Oakland 21, Miami 10
1967 —at Oakland 31, Miami 17
1968 —Oakland 47, at Miami 21
1969 —at Oakland 20, Miami 17
at Miami 20, Oakland 20 (tie)
1970 —at Miami 20, Oakland 13
*at Oakland 12, Miami 14
**at Miami 27, Oakland 10
1974 —*at Oakland 28, Miami 26
1975 —Oakland 31, at Miami 21
1978 —at Miami 23, Oakland 6
1979 —at Oakland 13, Miami 3
1980 —at Oakland 16, Miami 10
1981 —Oakland 33, at Miami 17

MIAMI 2, PHILADELPHIA 2

1970 —at Philadelphia 24, Miami 17
1975 —at Miami 24, Philadelphia 16
1978 —at Philadelphia 17, Miami 3
1981 —at Miami 13, Philadelphia 10

MIAMI 4, PITTSBURGH 3

1971 —at Miami 24, Pittsburgh 21
1972 —**Miami 21, at Pittsburgh 17
1973 —at Miami 30, Pittsburgh 26

1976 —at Pittsburgh 14, Miami 3
1979 —*at Pittsburgh 34, Miami 14
1980 —at Pittsburgh 23, Miami 10
1981 —at Miami 30, Pittsburgh 10

MIAMI 4, ST. LOUIS 0

—1972 —at Miami 31, St. Louis 10
—1977 —Miami 55, at St. Louis 14
—1978 —at Miami 24, St. Louis 10
—1981 —Miami 20, at St. Louis 7

SAN DIEGO 7, MIAMI 4

1966 —at San Diego 44, Miami 10
1967 —at San Diego 24, Miami 0
at Miami 41, San Diego 24
1968 —at San Diego 34, Miami 28
1969 —San Diego 21, at Miami 14
1972 —at Miami 24, San Diego 10
1974 —Miami 28, at San Diego 21
1977 —San Diego 14, at Miami 13
1978 —Miami 28, at San Diego 21

1980 —San Diego 27, at Miami 24 (ot)
1981 —*San Diego 41, at Miami 38 (ot)

MIAMI 3, SAN FRANCISCO 0

1973 —at Miami 21, San Francisco 13
1977 —Miami 19, at San Francisco 15
1980 —at Miami 17, San Francisco 13

MIAMI 2, SEATTLE 0

1977 —at Miami 31, Seattle 13
1979 —at Miami 19, Seattle 10

MIAMI 1, TAMPA BAY 0

1976 —Miami 23, at Tampa Bay 20

MIAMI 3, WASHINGTON 1

1972 —***Miami 14, Washington 7
1974 —at Washington 20, Miami 17
1978 —Miami 16, at Washington 10
1981 —at Miami 13, Washington 10

DOLPHINS 25-0 VS. 10 CLUBS

The Miami Dolphins have built a perfect 25-0 record against 10 clubs in the National Football League through the 1981 season. Three of those 10 clubs—Detroit, Green Bay and Tampa Bay—will be met during the 1982 season.

Those teams which have never beaten Miami are Atlanta (0-3), Chicago (0-3), Detroit (0-2), Green Bay (0-3), New Orleans (0-3), New York Giants (0-1), St. Louis (0-4), San Francisco (0-3), Seattle (0-2) and Tampa (0-1).

Miami set an NFL record with 20 consecutive victories over Buffalo from 1970 through 1979. Entering 1982, the Dolphins have beaten New England 14 straight times at the Orange Bowl and Buffalo 13 straight times at home.

ALL-TIME TOP 25 CROWDS

Rank	Actual	Date	Opponent	Result
1	85,462	1/14/73	*Washington (at L.A.)	W 14-7
2	80,591	1/16/72	*Dallas (at New Orleans)	L 3-24
3	80,374	11/18/79	at Cleveland	L 24-30
4	79,829	9/17/72	at Kansas City	W 20-10
5	79,598	9/7/80	at Buffalo	L 7-17
6	79,080	10/26/75	at Buffalo	W 35-30
7	78,990	9/22/74	at Buffalo	W 24-16
8	78,939 (1)	1/2/72	BALTIMORE	W 21-0
9	78,914 (2)	11/19/72	NEW YORK JETS	W 28-24
10	78,744 (3)	9/22/75	OAKLAND	L 21-31
11	78,576	10/12/81	at Buffalo	L 21-31
12	78,196 (4)	12/24/72	CLEVELAND	W 20-14
13	78,087	12/9/79	at Detroit	W 28-10
14	77,683	9/13/76	at Buffalo	W 30-21
15	77,596 (5)	10/15/72	SAN DIEGO	W 24-10
16	77,138	11/18/73	at Buffalo	W 17-0
17	76,801 (6)	11/27/72	ST. LOUIS	W 31-10
18	76,696 (7)	12/16/72	BALTIMORE	W 16-0
19	76,097	9/18/77	at Buffalo	W 13-0
20	75,770 (8)	12/23/73	CINCINNATI	W 34-16
21	75,528 (9)	11/12/72	NEW ENGLAND	W 52-0
22	73,313 (10)	10/25/70	CLEVELAND	L 0-28
23	75,185 (11)	10/22/72	BUFFALO	W 24-23
24	75,105 (12)	12/30/73	OAKLAND	W 27-10
25	75,099 (13)	12/13/70	NEW YORK JETS	W 16-10

(Numbers in parentheses indicate ranking of home crowds)
*Super Bowl

BIG CROWDS MAKE A DIFFERENCE

The Miami Dolphins possess a 20-3 record at the Orange Bowl for games which attracted more than 72,000 fans through the turnstiles. For crowds above 65,000 the Dolphins have a 37-6-1 record and a winning percentage of .852.

PRESEASON RESULTS

1966 (0-4)

- L 10-38 at San Diego
- L 0-33 Kansas City
- L 14-31 New York Jets
(at Jacksonville)
- L 16-28 Denver (Memphis)

1967 (2-3)

- W 19-2 Denver (at Akron)
- W 10-7 Buffalo (Memphis)
- L 19-20 San Diego
- L 17-27 Atlanta
- L 17-20 New Orleans
(at Charleston)

1968 (2-2-1)

- T 28-28 Buffalo (Rochester)
- W 23-7 Philadelphia
- L 17-19 New England
(at Jacksonville)
- L 13-22 Baltimore
- W 19-13 Atlanta

1969 (1-5)

- L 10-45 Minnesota (Tampa)
- L 10-16 Chicago
- L 10-14 Philadelphia
- L 21-28 at Cincinnati
- L 10-23 Baltimore
- W 13-0 New England
(at Birmingham)

1970 (4-2)

- W 16-10 Pittsburgh
(at Jacksonville)
- W 20-10 Cincinnati
- W 17-7 San Francisco
- W 20-13 Baltimore
- L 21-26 Washington
(at Tampa)
- L 17-20 Atlanta

1971 (2-3-1)

- L 10-27 Cincinnati
- T 17-17 San Francisco
- L 7-10 Green Bay
(at Milwaukee)
- W 28-24 Detroit
- W 27-10 Washington
- L 0-24 at Minnesota

1972 (3-3)

- L 23-31 at Detroit
- L 13-14 Green Bay
- W 35-17 at Cincinnati
- W 24-10 Atlanta
- L 24-27 at Washington
- W 21-19 Minnesota

1973 (3-2-1)

- W 14-13 Cincinnati
- W 14-13 New Orleans
- T 9-9 Chicago
- W 17-14 Los Angeles
- L 17-20 at Minnesota
- L 23-26 at Dallas

1974 (4-2)

- L 13-19 at Cincinnati
- W 45-20 New Orleans
- W 21-9 Minnesota
- L 13-31 at Los Angeles
- W 21-10 Green Bay
- W 30-7 at Chicago

1975 (5-1)

- W 7-3 Cincinnati
- W 20-14 Detroit
- W 20-10 at New Orleans
- L 7-20 at Minnesota
- W 21-10 Chicago
- W 31-13 N.Y. Giants

1976 (6-0)

- W 16-3 Minnesota
- W 30-21 at Detroit
- W 24-16 Philadelphia
- W 28-21 at Tampa Bay
- W 10-6 at Houston
- W 20-7 at New Orleans

1977 (4-2)

- W 13-7 at Tampa Bay
- W 27-15 Washington
- W 20-14 at Dallas
- L 7-33 at Minnesota
- L 10-17 New Orleans
- W 27-21 at N.Y. Giants

1978 (4-1)

- L 3-17 Philadelphia (Canton)
- W 28-7 St. Louis
- W 31-17 at New Orleans
- W 30-22 Minnesota
- W 24-20 at Tampa Bay

1979 (4-0)

- W 14-7 New Orleans
- W 13-7 at Tampa Bay
- W 21-10 at Minnesota
- W 14-13 Philadelphia

1980 (3-1)

- W 17-7 Detroit
- W 24-7 at Seattle
- L 10-17 Minnesota
- W 20-0 at New Orleans

1981 (4-0)

- W 20-6 at Minnesota
- W 24-14 Denver
- W 31-27 at Detroit
- W 31-7 Kansas City

VIKINGS OLD FOES

The longest-running preseason series for the Miami Dolphins was a see-saw rivalry with the Minnesota Vikings, a series which was suspended in 1982. The teams split 12 games, and the home-and-home series went 11 consecutive years from 1971 to 1981 with the initial encounter held in Tampa in 1969.

From 1971 through 1978, the home team prevailed in the Dolphins/Vikings series.

The Dolphins won 11 consecutive preseason games until the Vikings tripped them in 1977, and Miami built another 10-game preseason streak before bowing to Minnesota in 1980.

In preseason games, the Dolphins are 29-12-2 in the Orange Bowl, 18-12 on the road and 4-7-1 at neutral sites.

PRESEASON SERIES

Opponent	W	L	T	Pct.	Pts.	Opp.	Last Met
Atlanta	2	2	0	.500	77	70	1972
Baltimore	1	2	0	.333	43	58	1970
Buffalo	1	0	1	.750	38	35	1968
Chicago	2	1	1	.625	70	42	1975
Cincinnati	4	3	0	.571	120	117	1975
Cleveland	(NO GAMES)						
Dallas	1	1	0	.500	43	40	1977
Denver	2	1	0	.667	59	44	1981
Detroit	5	1	0	.833	149	124	1981
Green Bay	1	2	0	.333	41	34	1974
Houston	1	0	0	1.000	10	6	1976
Kansas City	1	1	0	.500	31	40	1981
Los Angeles	1	1	0	.500	30	45	1974
Minnesota	6	6	0	.500	180	226	1981
New England	1	1	0	.500	30	19	1969
New Orleans	7	2	0	.778	191	111	1980
New York Giants	2	0	0	1.000	58	34	1977
New York Jets	0	1	0	.000	14	31	1966
Oakland	(NO GAMES)						
Philadelphia	3	2	0	.600	74	67	1979
Pittsburgh	1	0	0	1.000	16	10	1970
St. Louis	1	0	0	1.000	28	7	1978
San Diego	0	2	0	.000	29	58	1967
San Francisco	1	0	1	.750	34	24	1971
Seattle	1	0	0	1.000	24	7	1980
Tampa Bay	4	0	0	1.000	78	55	1979
Washington	2	2	0	.500	99	78	1977
TOTALS	51	31	3	.618	1566	1382	

SUPER BOWL VI

Cowboys Flatten Luckless Dolphins, 24-3

New Orleans, Jan. 16, 1972 — A 252-yard rushing attack and sharp passing by Roger Staubach spurred the Dallas Cowboys to a 24-3 victory over the Dolphins at Tulane Stadium.

Duane Thomas pranced 95 yards on 19 carries, fullback Walt Garrison added 74 yards on 14 carries and Staubach passed twice for touchdowns to Lance Alworth and Mike Ditka. Staubach, who was sacked twice in the first quarter, bounced back to complete 12 of 19 passes, and he scrambled from the Dolphin pass rush five times.

The Dolphins were frustrated all day; in the first quarter, Larry Csonka lost a fumble and Bob Griese was chased by tackle Bob Lilly for a 29-yard loss. Griese fumbled away a snap at the Dallas 16 in the fourth period.

Although it was intriguing 10-3 at halftime, the Cowboys marched 71 yards in seven plays after kickoff, and Thomas swept three yards for the TD.

Dallas	3	7	7	7	—	24		Dallas	Miami
Miami	0	3	0	0	—	3	First Downs	23	10
Dallas - FG Clark 9							Rushes-Yards	48-252	20-80
Dallas - Alworth 7 pass from Staubach (Clark kick)							Passing Yards	100	105
Miami - FG Yepremian 31							Total Yards	352	185
Dallas - D Thomas 3 run (Clark kick)							Had QB Sacked	2-19	1-29
Dallas - Ditka 7 pass from Staubach (Clark kick)							Passes	19-12-0	23-12-1
							Punts	5-37.2	5-40.0
							Fumbles-Lost	1-0	0-0
							Penalties-Yards	3-15	0-0

A - 81,023 paid 80,591 turnstile

INDIVIDUAL LEADERS

RUSHING - Dallas Thomas 19-95, Garrison 14-74, Staubach 5-18, Hill 7-25, Hayes 1-16, Reeves 1-7, Ditka 1-17

Miami Kick 10-40 Csonka 9-40 Griese 1-0

PASSING - Dallas Staubach 19-12-0, 119 yards, two TDs.

Miami Griese 23-12-1, 134 yards, no TD

RECEIVING - Dallas Hayes 2-23, D Thomas 3-17, Garrison 2-11, Alworth 2-28, Hill 1-12, Ditka 2-28

Miami Twilley 1-20 Kick 3-21, Warfield 4-39, Csonka 2-18, Fleming 1-27, Mandich 1-9

1972 AFC PLAYOFF

Late TD Drive Rescues Unbeaten Dolphins

Miami, Dec. 24 — On the ropes in the fourth quarter after an unprecedented 14 victories, the Dolphins responded to poised Earl Morrall and drove 80 yards for a touchdown with 4:56 to play for a 20-14 victory over the Cleveland Browns.

Morrall, the NFL's leading passer as he replaced injured Bob Griese 10 weeks earlier, had completed only four passes for 38 yards. But he threw 15 and 35 yards to Paul Warfield, reaching the Browns' 20, and a pass interference call against linebacker Billy Andrews put the ball at the 8.

Halfback Jim Kiick then bulled eight yards up the middle on a trap for the winning points. The triumph was sealed with a minute to play when linebacker Doug Swift intercepted quarterback Mike Phipps at the Dolphin 20.

Despite stealing five of Phipps' passes, the Dolphins were stung by a 27-yard TD pass to Fair Hooker and trailed, 14-13, with 8:11 to play.

Cleveland	0	0	7	7	—	14		Cleve	Miami
Miami	10	0	0	10	—	20	First Downs	15	17
Miami - Babb 5 recovery of blocked punt (Yepremian kick)							Rushes-Yards	32-165	47-198
Miami - FG Yepremian 40							Passing Yards	118	74
Clev - Phipps 5 run (Cockroft kick)							Total Yards	283	272
Miami - FG Yepremian 46							Had QB Sacked	2-13	4-14
Clev - Hooker 27 pass from Phipps (Cockroft kick)							Passes	23-9-5	13-6-0
Miami - Kiick 8 run (Yepremian kick)							Punts	6-34.7	5-42.0
							Fumbles/Lost	2-0	2-2
							Penalties/Yards	3-25	3-25

A — 78,916 paid, 78,196 turnstile

INDIVIDUAL LEADERS

RUSHING - Cleveland Scott 16-94, Phipps 8-47, Brown 4-13, Kelly 4-11

Miami Morris 15-72, Kiick 14-50, Warfield 2-41, Csonka 12-32, Morrall 4-3.

PASSING - Cleveland Phipps 23-9-5, 131 yards, one TD

Miami Morrall 13-6-0, 88 yards, no TD

RECEIVING - Cleveland Scott 4-30, Hooker 3-53, Kelly 1-27, Morin 1-21

Miami Twilley 3-33, Warfield 2-50, Kiick 1-5

1972 AFC CHAMPIONSHIP

Griese Comes Off Bench to Rally 21-17 Win

Pittsburgh, Dec. 31 — Quarterback Bob Griese, playing 11 weeks after he had broken his right leg, ignited a third-quarter touchdown drive with a 52-yard pass to Paul Warfield, and the Dolphins overtook the Pittsburgh Steelers, 21-17, in unusually warm 63-degree weather.

Griese was given the nod in the second half after Earl Morrall had flipped a nine-yard touchdown pass to Larry Csonka for a 7-7 halftime deadlock. Punter Larry Seiple broke loose on a daring 37-yard run to set up that TD.

Trailing 10-7, Griese directed TD drives of 80 and 49 yards with Jim Kiick blasting two and three yards for the scores. Steeler quarterback Terry Bradshaw, who closed the gap with four straight completions on a 71-yard TD drive, was intercepted by Nick Buoniconti at mid-field with 2 1/2 minutes to play.

In addition to Seiple's dash, the Dolphins converted fourth-down situations on both Griese-led drives.

Miami	0	7	7	7	—	21		Miami	Pitts
Pittsburgh	7	0	3	7	—	17	First Downs	19	13
Pitt - Mullins recovery Bradshaw fumble (Gerela kick)							Rushes-Yards	49-193	26-128
Miami - Csonka 9 pass from Morrall (Yepremian kick)							Passing Yards	121	122
Pitt - FG Gerela 14							Total Yards	314	250
Miami - Kiick 2 run (Yepremian kick)							Had QB Sacked	0-0	2-15
Miami - Kiick 3 run (Yepremian kick)							Passes	16-10-1	20-10-2
Pitt - Young 12 pass from Bradshaw (Gerela kick)							Punts	4-35.5	4-51.3
							Fumbles-Lost	0-0	2-0
							Penalties-Yards	2-19	4-30

A - 50,845 paid 50,350 turnstile

INDIVIDUAL LEADERS

RUSHING - Miami Csonka 24-68, Morris 16-76, Kiick 8-12, Seiple 1-37

Pittsburgh Harris 16-76, Fuqua 8-47, Bradshaw 2-5

PASSING - Miami Morrall 11-7-1, 51 yards, one TD, Griese 5-3-0, 70 yards, no TD

Pittsburgh Bradshaw 10-5-2, 80 yards, one TD, Hanratty 10-5-0, 57 yards

RECEIVING - Miami Morris 1-1-6, Mandich 1-5, Fleming 5-50, Csonka 1-9, Warfield 2-63

Pittsburgh Young 4-54, Harris 2-3, McMakin 1-22, Shanklin 2-49, Brown 1-9

SUPER BOWL VII

Dolphins Achieve Perfection in 17th Win

Los Angeles, Jan. 14, 1973 — This is the ultimate, Coach Don Shula said quietly after his unbeaten Dolphins dominated the Washington Redskins, 14-7, to cap a perfect season. It was Shula's first Super Bowl triumph in three tries.

A record Super Bowl crowd of 90,182 saw the Dolphins surge to a 14-0 halftime lead even as one touchdown was nullified by an offside penalty. Miami intercepted three of Bill Kilmer's passes, and Manny Fernandez scuttled the Redskin running game with 17 tackles.

An original Dolphin, Howard Twilley, eluded cornerback Pat Fischer to snare a 28-yard touchdown pass from Bob Griese in the first quarter. Griese's 47-yard TD bomb to Paul Warfield was erased by the penalty, but a 32-yard interception return by linebacker Nick Buoniconti set up the Dolphins' second score.

Safety Jake Scott thwarted Kilmer with an end-zone interception and 55-yard runback. The Redskins finally scored on a bizarre 49-yard fumble recovery by Mike Bass after a block field goal and attempted pass by kicker Garo Yepremian. Scott was named MVP.

Miami	7	7	0	0	—	14		Miami	Wash
Washington	0	0	0	7	—	7	First Downs	12	16
Miami - Twilley 28 pass from Griese (Yepremian kick)							Rushes-Yards	37-184	36-141
Miami - Kiick 1 run (Yepremian kick)							Passing Yards	69	87
Wash - Bass 49 fumble recovery (Knight kick)							Total Yards	253	228
							Had QB Sacked	2-19	2-17
							Passes	11-8-1	28-14-3
							Punts	7-43.0	5-31.2
							Fumbles-Lost	2-1	1-0
							Penalties-Yards	3-35	3-25

A—90,182 paid, 85,462 turnstile

INDIVIDUAL LEADERS

RUSHING - Miami Kiick 12-38, Csonka 15-112, Morris 10-34

Washington Brown 22-72, Harroway 10-37, C Taylor 1-8, Smith 1-6, Kilmer 2-18

PASSING - Miami Griese 11-8-1, 88 yards, one TD

Washington Kilmer 28-14-3, 104 yards, no TD

RECEIVING - Miami Csonka 1-1-1, Warfield 3-36, Twilley 1-28, Kiick 2-6, Mandich 1-19

Washington Brown 5-26, Jefferson 5-50, Harroway 1-1-3, Smith 1-11, C Taylor 2-20

1973 AFC PLAYOFF Stout Defense Cages Bengals, 34-16

Miami, Dec. 23 — A defense which had allowed only 15 touchdowns all season kept the Cincinnati Bengals out of the end zone while the Dolphins hammered 241 yards on the ground for a convincing 34-16 victory.

Mercury Morris scooted 106 yards on 20 carries and Bob Griese completed 11 of 18 passes including TDs of 13 yards to Paul Warfield and seven yards to Jim Mandich. Garo Yepremian converted long field goals of 50 and 46 yards in the second half to widen the winning margin.

The Dolphins led 21-3 when a lapse just before halftime gave life to the Bengals. Safety Neal Craig intercepted Griese and returned 45 yards for a score, and Horst Muhlmann booted field goals for 46 and 12 yards — the second coming after Morris fumbled a kickoff — to make it 21-16.

Cincinnati	3	13	0	0	—	16
Miami	14	7	10	3	—	34

Miami - Warfield 13 pass from Griese (Yepremian kick)

Cin - FG Muhlmann 24

Mia - Csonka 1 run (Yepremian kick)

Miami - Morris 4 run (Yepremian kick)

Cin - Craig 45 interception return (Muhlmann kick)

Cin - FG Muhlmann 46

Cin - FG Muhlmann 12

Miami - Mandich 7 pass from Griese (Yepremian kick)

Miami - FG Yepremian 50
Miami - FG Yepremian 46
A - 78,928 paid, 75,770 turnstile

	Cincy	Miami
First Downs	11	27
Rushes-Yards	20-97	52-241
Passing Yards	97	159
Total Yards	194	400
Had QB Sacked	3-16	0-0
Passes	27-14-1	19-11-2
Punts	7-36.3	2-49.0
Fumbles-Lost	0-0	2-1
Penalties-Yards	2-19	1-5

INDIVIDUAL LEADERS

RUSHING - Cincinnati: Clark 7-40, E. Johnson 2-17, Elliott 7-15, Curtis 1-(-1), Anderson 3-26
Miami: Morris 20-106, Csonka 20-71, Kiick 10-51, Nottingham 1-5, Leigh 1-8.
PASSING - Cincinnati: Anderson 27-14-1, 113 yards, no TD.
Miami: Griese 18-11-1, 159 yards, two TDs; Briscoe 1-0-1.
RECEIVING - Cincinnati: Clark 2-18, Curtis 1-9, Elliott 9-53, Joiner 2-33.
Miami: Kiick 3-19, Warfield 4-95, Mandich 3-28, Briscoe 1-17.

1973 AFC CHAMPIONSHIP Dolphins Grind Raiders With 266 Rushing

Miami, Dec. 30 — A relentless running attack with Larry Csonka and Mercury Morris accounting for 203 of the 266 yards powered the Dolphins to a 27-10 triumph over the Oakland Raiders for a third straight American Conference title.

Csonka, a 237-pound battering ram who had his third consecutive 1,000-yard season, scored three touchdowns with his 117 yards on 29 carries. The Dolphins covered 64 and 63 yards exclusively on the ground for a 14-0 halftime lead.

Then as the Raiders battled within 17-10, Bob Griese directed ground assaults of 63 yards culminating in a field goal and 40 yards ending in Csonka's third TD.

Defensively, safety Dick Anderson forced a fourth-down fumble by Marv Hubbard at midfield, and the Dolphins took possession with a 20-10 lead and six minutes to play.

Oakland had stopped Miami's 18-game winning streak 12-7, three months earlier.

Oakland	0	0	10	0	—	10
Miami	7	7	3	10	—	27

Mia - Csonka 11 run (Yepremian kick)
Mia - Csonka 2 run (Yepremian kick)
Oak - FG Blanda 21
Miami - FG Yepremian 42
Oak - Siani 25 pass from Stabler (Blanda kick)
Miami - FG Yepremian 26
Mia - Csonka 2 run (Yepremian kick)

	Oakland	Miami
First Downs	15	21
Rushes-Yards	26-107	53-266
Passing Yards	129	26
Total Yards	236	292
Had QB Sacked	0-0	1-8
Passes	23-15-1	6-3-1
Punts	2-51.0	1-39
Fumbles-Lost	1-0	1-0
Penalties-Yards	3-35	3-26

A - 79,325 paid, 75,105 turnstile

INDIVIDUAL LEADERS

RUSHING - Oakland: Hubbard 10-54, C. Smith 10-35, Davis 4-15, Banaszak 2-3.
Miami: Csonka 29-117, Morris 14-86, Kiick 6-12, Griese 3-39, Nottingham 1-12.
PASSING - Oakland: Stabler 23-15-1, 129 yards, one TD.
Miami: Griese 6-3-1, 34 yards, no TD.
RECEIVING - Oakland: Hubbard 2-11, C. Smith 5-43, Moore 2-9, Siani 3-45, Biletnikoff 2-15, C. Davis 1-6.
Miami: Briscoe 1-6, Warfield 1-27, Kiick 1-1

SUPER BOWL VIII Dolphins Demolish Vikings, 24-7

Houston, Jan. 13, 1974 — Winning for the 32nd time in 34 games, the Dolphins repeated as Super Bowl champions and proved themselves "Best Ever" with a 24-7 rout of the Minnesota Vikings at Rice Stadium.

There was no doubt from the beginning. The Dolphins swept 62 yards in 10 plays with the opening kickoff, scoring on Larry Csonka's five-yard smash. Minnesota punted, and the onslaught resumed with a 56-yard, 10-play Dolphin drive capped by Jim Kiick's one-yard plunge.

It was 17-0 before the Vikings crossed their 40, and a fourth-down fumble by Oscar Reed was recovered by safety Jake Scott at the Dolphin six-yard line.

A brilliant, diving catch by Paul Warfield netted 27 yards on a third-quarter TD drive that hiked it to 24-0. Csonka finished with his best-ever total of 145 yards on 33 carries. The Dolphins rushed for 703 yards and outscored opponents, 85-33, in the three-game playoff blitz. Csonka gained a Super Bowl record 145 yards and was named MVP.

	Minnesota	Minn	Miami
Minnesota	0	0	0
Miami	14	3	7

	Minnesota	Minn	Miami
First Downs	14	21	
Rushes-Yards	24-72	53-196	
Passing Yards	166	63	
Total Yards	238	259	
Had QB Sacked	2-16	1-10	
Passes	28-18-1	7-6-0	
Punts	5-42.2	3-39.0	
Fumbles-Lost	2-1	1-0	
Penalties-Yards	7-65	1-4	

INDIVIDUAL LEADERS

RUSHING - Minnesota: Foreman 7-18, Reed 11-31, Tarkenton 4-17, Marinaro 1-3, Brown 1-2, Miami: Csonka 33-145, Morris 11-34, Kiick 7-10, Griese 2-7.
PASSING - Minnesota: Tarkenton 28-18-1, 182 yards, no TD.
Miami: Griese 7-6-0, 73 yards, no TD.
RECEIVING - Minnesota: Foreman 5-27, Kingsriter 1-9, Lash 1-9, Voight 3-46, Giliam 4-44, Marinaro 2-39, Brown 1-9, Reed 1-1-1.
Miami: Mandich 2-21, Briscoe 2-19, Warfield 2-33.

1974 AFC PLAYOFF Dream of 'Triple Crown' Shattered

Oakland, Dec. 21 — Oakland quarterback Ken Stabler, falling in the clutches of Vern Den Herder, unloaded a wobbly eight-yard pass that Clarence Davis wrested from three defenders in the end zone, and the Raiders scored a stunning 28-26 victory over the defending champion Dolphins.

Stabler, who had spent the last of his timeouts, appeared to have thrown an interception. But running back Davis clutched the football when bodies were untangled with 26 seconds remaining.

It was the fourth TD pass for lefthander Stabler and his second "freak" score. Four minutes earlier, Cliff Branch fell while catching a pass at the Dolphin 27, but defender Henry Stuckey also slipped, and Branch got up and escaped for a 72-yard TD.

The Dolphins, trailing by two points, went ahead with 2:08 remaining as rookie Benny Malone broke two tackles on a 23-yard touchdown run along the sideline.

Miami	7	3	6	10	—	26
Oakland	0	7	7	14	—	28

Miami - Moore 89 kickoff return (Yepremian kick)

Oak - C. Smith 31 pass from Stabler (Blanda kick)

Miami - FG Yepremian 33

Oak - Biletnikoff 13 pass from Stabler (Blanda kick)

Miami - Warfield 16 pass from Griese (Blanda kick)

Miami - FG Yepremian 46

Oak - Branch 72 pass from Stabler (Blanda kick)

Mia - Malone 23 run (Yepremian kick)
Oak - Davis 8 pass from Stabler (Blanda kick)

A - 53,023 paid, 52,817 turnstile

	Miami	Oakland
First Downs	18	19
Rushes-Yards	41-213	32-135
Passing Yards	81	276
Total Yards	294	411
Had QB Sacked	2-20	2-17
Passes	14-7-1	30-20-1
Punts	6-33.2	7-42.7
Fumbles-Lost	0-0	0-0
Penalties-Yards	3-15	3-59

INDIVIDUAL LEADERS

RUSHING - Miami: Csonka 24-114, Malone 14-83, Griese 2-14, Kiick 1-2.
Oakland: C. Davis 12-59, Hubbard 14-55, Banaszak 3-14, Stabler 3-7.
PASSING - Miami: Griese 14-7-1, 101 yards, one TD.
Oakland: Stabler 30-20-1, 293 yards, four TDs.
RECEIVING - Miami: Warfield 3-47, Moore 2-40, Nottingham 1-9, Kiick 1-5.
Oakland: Biletnikoff 8-122, Branch 3-84, Moore 3-22, Smith 2-35, Davis 2-16, Hubbard 1-9, Pitts 1-5.

1978 AFC "WILD-CARD" PLAYOFF Oilers Jolt Erring Dolphins, 17-9

Miami, Dec. 24 — The Houston Oilers amassed a 455-209 margin in total yardage and, aided by five Dolphin turnovers, gained a 17-9 victory in a battle of AFC "wild-card" entries at the Orange Bowl.

Toni Fritsch kicked a 35-yard field goal with 7:25 remaining to snap a 7-7 tie that existed since the first quarter. An interception by linebacker Greg Bingham led to a clinching 50-yard touchdown drive capped by Earl Campbell's one-yard dive with 1:55 to go. Campbell, the NFL rushing leader with 1,450 yards as a rookie, had been checked for only 16 yards on 13 carries in the first half.

Dolphin quarterback Bob Griese, playing with very sore ribs, connected with tight end Andre Tillman for a 13-yard TD after Earnest Rhone had recovered a fumbled punt at the Houston 21. But Griese completed only 11 of 28 passes. Twice the Dolphins lost the ball inside the Oiler 10-yard line when the game was tied.

Houston's Dan Pastorini wore a flak jacket to protect the three broken ribs, and he passed for 261 of his 306-yard total in the first half.

Houston	7	0	0	10	—	17		Houston	Miami	
Miami	7	0	0	2	—	9		First Downs	23	14
Miami — Tillman 13 pass from Griese (Yepremian kick)								Rushes - Yards	45-165	25-91
Hou — T. Wilson 13 pass from Pastorini (Fritsch kick)								Passing Yards	290	118
Hou — Campbell 1 run (Fritsch kick)								Total Yards	455	209
Miami — Safety, Pastorini runs out of end zone								Had QB Sacked	2-16	2-19
A — 73,945 paid, 70,036 turnstile								Passes	30-20-0	30-12-3
								Punts	5-44.0	5-48.6
								Fumbles/Lost	3/1	2/2
								Penalties/Yards	5/37	1/5

INDIVIDUAL LEADERS

RUSHING — Houston: Campbell 26-84, Wilson 14-76, Poole 1-12, Coleman 1-2, Pastorini 3-(-9). Miami: Williams 13-41, L. Harris 9-43, Moore 1-7, Bulaich, 2-0.
PASSING — Houston: Pastorini 29-20-0, 306 yards, one TD. Barber 1-0-0.
Miami: Griese 28-11-2, 114 yards, one TD. Strock 2-1-1, 23 yards, no TD.
RECEIVING — Houston: Burrough 6-103, Barber 4-112, Wilson 5-40, Woods 2-22, Campbell 1-13, Caster 1-11, Coleman 1-5.
Miami: D. Harris 4-42, Moore 2-28, Tillman 2-24, L. Harris 1-21, Bulaich 2-14, Williams 1-8.

1979 AFC PLAYOFF

Steelers Blitz Dolphins in First Quarter

Pittsburgh, Dec. 30 — Launching a drive to their fourth Super Bowl title in six years, the Pittsburgh Steelers scored touchdowns on their first three possessions and coasted to a 34-14 victory at Three Rivers Stadium.

Miami managed only 25 yards rushing against the Steel Curtain and was stopped twice in the second quarter after achieving a first down inside the Steeler 10-yard line. The Dolphins got as close as 20-7 with a seven-yard TD pass from Bob Griese to Duriel Harris in the third period, but Pittsburgh responded with a 69-yard TD drive.


The Steelers marched 62, 62 and 56 yards for their first-quarter scores when quarterback Terry Bradshaw completed 8 of 10 passes including touchdowns to John Stallworth and Lynn Swann, who was standing alone in the end zone.

Don Strock directed a 13-play, 76-yard TD drive after relieving Griese in the fourth quarter.

Miami	0	0	7	7	—	14		Miami	Pitt	
Pittsburgh	20	0	7	7	—	34		First Downs	16	27
Pitt — Thornton 1 run (Bahr kick)								Rushes - Yards	22-25	40-159
Pitt — Stallworth 17 pass from Bradshaw (kick blocked)								Passing Yards	224	220
Pitt — Swann 20 pass from Bradshaw (Bahr kick)								Total Yards	249	379
Miami — Harris 7 pass from Griese (von Schamann kick)								Had QB Sacked	3-19	1-10
Pitt — Bleier 1 run (Bahr kick)								Passes	40-22-2	31-21-0
Pitt — Harris 5 run (Bahr kick)								Punts	4-36.3	2-29.5
Miami — Csonka 1 run (von Schamann kick)								Fumbles/Lost	0/0	3/3
								Penalties/Yards	4/35	8/41
								A — 50,320 paid, 50,214 turnstile		

INDIVIDUAL LEADERS

RUSHING — Miami: Csonka 10-20, Williams 8-1, Davis 2-12, Griese 1-1, Roberts 1-(-9). Pitt: Harris 21-83, Thornton 12-52, Bleier 4-13, Hawthorne 2-15.
PASSING — Miami: Griese 26-14-1, 118 yards, one TD; Strock 14-8-1, 125 yards, no TD. Pitt: Bradshaw 31-21-0, 230 yards, 2 TDs.
RECEIVING — Miami: Moore 5-93, Williams 6-26, Harris 3-61, Nathan 3-27, Davis 2-24, Hardy 2-12, Torrey 1-0.
Pitt: Stallworth 6-86, Harris 5-32, Smith 4-41, Swann 3-37, Thornton 3-34.



Duriel Harris has an acrobatic flair.

1981 AFC PLAYOFF

Chargers Survive Dolphins' Comeback, 41-38

Miami, Jan. 2, 1982 — A record-setting showcase of the passing game resulted in NFL playoff marks for most points (79), most total yards (1,036) and most drama as the San Diego Chargers outlasted the Dolphins, 41-38, in overtime.

"The miracle that died" was the Miami Herald headline after the Dolphins rallied behind reserve quarterback Don Strock to overcome a 24-point deficit. Strock completed 29 of 43 passes for 403 yards and four touchdowns, spurring the Dolphins to a 38-31 lead. A 12-yard sweep by Tony Nathan on the first play of the fourth quarter put the Dolphins on top. But Chargers' quarterback Dan Fouts, who passed for an NFL-record 4,802 yards during the season, led an 82-yard drive capped by a 9-yard pass to James Brooks to tie the game with 58 seconds remaining. Five players had more than 100 yards in receptions topped by Chargers tight end Kellen Winslow with 13 catches for 166 yards.


Fouts, who finished with 433 yards on 33-of-53 marksmanship, hooked up with Charlie Joiner for 39 yards to the Dolphin 10-yard line. Rolf Benirschke then kicked a 29-yard field goal to end the struggle after 13:52 of overtime. Benirschke had missed a 27-yard attempt eight minutes earlier, and Miami's Uwe von Schamann had two attempts blocked—a 43-yarder on the last play of regulation and a 35-yarder after 11:27 of overtime.

It was the only game in NFL history in which two quarterbacks passed for more than 400 yards.

S Diego	24	0	7	7	3	41		Miami	Hardy 50 pass from Strock (von Schamann kick)	
Miami	0	17	14	7	0	38		Miami — Nathan 12 run (von Schamann kick)		
SD — FG Benirschke 32								SD — Brooks 9 pass from Fouts (Benirschke kick)		
SD — Chandler 56 punt return (Benirschke kick)								SD — FG Benirschke 29		
SD — Muncie 1 run (Benirschke kick)										
SD — Brooks 8 pass from Fouts (Benirschke kick)										
Miami — FG von Schamann 34								First Downs	34	25
Miami — Rose 1 pass from Strock (von Schamann kick)								Rushes - Yards	29-149	28-78
Miami — Nathan 40 pass play; Harris 15 pass from Strock, Nathan 25 lateral from Harris (von Schamann kick)								Passing Yards	415	394
Miami — Rose 15 pass from Strock (von Schamann kick)								Total Yards	564	472
SD — Winslow 25 pass from Fouts (Benirschke kick)								Had QB Sacked	2-18	3-29
								Passes	54-33-1	48-31-2
								Punts	4-40.3	5-42.0
								Fumbles/Lost	3/3	2/1
								Penalties/Yards	9/55	7/50
								A — 74,233 paid, 73,735 turnstile		

INDIVIDUAL LEADERS

RUSHING — San Diego: Muncie 24-120, Brooks 3-19, Fouts 2-10.
Miami: Nathan 14-48, Franklin 9-6, Hill 3-8, Woodley 1-10, Vigorito 1-6.
PASSING — San Diego: Fouts 53-33-1, 433 yards, 3 TDs; Muncie 1-0-0.
Miami: Woodley 5-2-1, 20 yards, no TD; Strock 43-29-1, 403 yards, 4 TDs.
RECEIVING — San Diego: Winslow 13-166, Joiner 7-108, Chandler 6-106, Brooks 4-31, Scales 1-17, Muncie 2-5.
Miami: Nathan 9-114, Harris 6-106, Hardy 5-89, Cefalo 3-62, Vigorito 2-12, Hill 2-3, Rose 4-37.



Andra Franklin was 711-yard rookie.

DOLPHIN HONORS

ALL-NFL SELECTIONS

- Dick Anderson (strong safety) — AP 1972-73; Writers 1972-73; NEA 1972-74; PFW 1973.
- Bob Baumhower (defensive tackle) — SN 1981.
- Larry Csonka (fullback) — AP 1971, 1973; PFW 1972-73; Writers 1971.
- Bob Griese (quarterback) — AP 1971, 1977; Writers 1971, 1977; NEA 1971; PFW 1971, 1977.
- Duriel Harris (kickoff returner) — PFW 1976.
- Bob Kuechenberg (left guard) — NEA 1975; AP 1978; PFW 1978.
- Jim Langer (center) — AP 1974-75, 1977; Writers 1974-77; NEA 1974-77; PFW 1974-77.
- Larry Little (right guard) — Writers 1971-75, 1977; AP 1971-75; PFW 1971-73, 1975; NEA 1972-73.
- Nat Moore (wide receiver) — AP 1977; Writers 1977.
- Earl Morrall (quarterback) — AP 1972.
- Tony Nathan (kick returner) — AP 1979.
- Jake Scott (free safety) — Writers 1973; AP 1973-74; PFW 1972, 1974.
- Bill Stanfill (defensive end) — AP 1972; Writers 1973; NEA 1973.
- Paul Warfield (wide receiver) — AP 1971, 1973; NEA 1971-72; Writers 1971; PFW 1971.
- Garo Yepremian (kicker) — Writers 1971, 1973; AP 1971, 1973; PFW 1971, 1973; NEA 1973.
- Delvin Williams (running back) — AP 1978.
- All-NFL of the 1970s selected by Hall of Fame.

NFL SECOND-TEAM SELECTIONS

(Writers discontinued Second Team in 1976)

- Dick Anderson (strong safety) — Writers 1974.
 - Bob Baumhower (defensive tackle) — AP 1979, 1981; NEA 1981.
 - Nick Buoniconti (middle linebacker) — AP 1972; Writers 1972; PFW 1973.
 - Larry Csonka (fullback) — AP 1972; Writers 1972; NEA 1973.
 - Manny Fernandez (defensive tackle) — NEA 1973.
 - Tim Foley (strong safety) — NEA 1979.
 - Bob Kuechenberg (left guard) — Writers 1975; NEA 1977-78.
 - Jim Langer (center) — PFW 1973; AP 1976, 1978; NEA 1978.
 - Larry Little (right guard) — NEA 1975, 1978; AP 1977-78.
 - Earl Morrall (quarterback) — NEA 1972.
 - Ed Newman (right guard) — AP 1981; NEA 1981.
 - Jake Scott (free safety) — Writers 1972, 1975; AP 1972; NEA 1972-73.
 - Bill Stanfill (defensive end) — Writers 1974; NEA 1974; PFW 1973.
 - Paul Warfield (wide receiver) — AP 1972; Writers 1973; NEA 1973; PFW 1973.
 - Delvin Williams (running back) — NEA 1978.
- KEY TO AWARDS — AP, Associated Press; UPI, United Press International; NEA, Newspaper Enterprise Association; SN, Sporting News; PFW, Pro Football Weekly.

ALL-AFC SELECTIONS

(AP discontinued All-AFC in 1977)

- Dick Anderson (strong safety) — AP 1972-73; UPI 1972-73; SN 1972-74; PFW 1973.
- Bob Baumhower (defensive tackle) — SN 1979; PFW 1979, 1981; UPI 1981.
- Nick Buoniconti (middle linebacker) — AP 1972.
- Larry Csonka (fullback) — PFW 1970, 1973; AP 1972-73; UPI 1971-73; SN 1971-73.
- Vern Den Herder (defensive end) — AP 1972.
- A.J. Duhe (linebacker) — UPI 1981.
- Norm Evans (right tackle) — AP 1973; SN 1974.
- Manny Fernandez (defensive tackle) — SN 1971.
- Bob Griese (quarterback) — SN 1970-71, 1973; AP 1971; UPI 1971, 1977; PFW 1971, 1977.
- Duriel Harris (kickoff returner) — PFW 1976.
- Bob Kuechenberg (left guard) — PFW 1974, 1978; SN 1975, 1978 (tackle).
- Jim Langer (center) — PFW 1973-77; AP 1974-76; UPI 1973-77; SN 1973-77.
- Larry Little (right guard) — AP 1971-75; UPI 1971-75; SN 1971-74; PFW 1971, 1973, 1975.
- Nat Moore (wide receiver) — PFW 1977; SN 1977; UPI 1977.
- Earl Morrall (quarterback) — AP 1972; SN 1972.
- Tony Nathan (punt returner) — SN 1979.
- Jake Scott (free safety) — FN 1970; AP 1971-75; UPI 1971-73, 1975; SN 1972-73, 1975; PFW 1974.
- Bill Stanfill (defensive end) — UPI 1971-74; AP 1972-74; SN 1972-74; PFW 1973.
- Paul Warfield (wide receiver) — AP 1971-73; UPI 1971, 1973; SN 1970-73; PFW 1971, 1973-74.
- Garo Yepremian (kicker) — PFW 1971, 1973; SN 1971, 1973; AP 1973.
- Delvin Williams (running back) — UPI 1978; SN 1978; PFW 1978.

PRO BOWL SELECTIONS

(Starters Capitalized)

- 1970—RB Larry Csonka, QB Bob Griese, WR Paul Warfield.
- 1971—RB LARRY CSONKA, QB BOB GRIESE, G Larry Little, RB Mercury Morris, S Jake Scott (dnp), DE Bill Stanfill, WR PAUL WARFIELD.
- 1972—S Dick Anderson, LB Nick Buoniconti (dnp), RB Larry Csonka (dnp), OT Norm Evans, G LARRY LITTLE, RB Mercury Morris, S JAKE SCOTT, DE Bill Stanfill (dnp), WR Paul Warfield (dnp).
- 1973—S DICK ANDERSON, LB Nick Buoniconti, RB Larry Csonka (dnp), QB Bob Griese, C JIM LANGER, G LARRY LITTLE, OT Wayne Moore (dnp), RB Mercury Morris (dnp), S JAKE SCOTT, DE Bill Stanfill (dnp), WR Paul Warfield (dnp), K GARO YEPREMIAN.
- 1974—S DICK ANDERSON, RB Larry Csonka, OT Norm Evans, QB Bob Griese, G Bob Kuechenberg, C JIM LANGER, G LARRY LITTLE, DE BILL STANFILL, S Jake Scott (dnp), WR Paul Warfield.
- 1975—G BOB KUECHENBERG, C JIM LANGER, S JAKE SCOTT,
- 1976—C JIM LANGER
- 1977—QB BOB GRIESE, G Bob Kuechenberg, C JIM LANGER, WR NAT MOORE.
- 1978—QB Bob Griese, G Bob Kuechenberg, C Jim Langer, RB DELVIN WILLIAMS, K GARO YEPREMIAN.
- 1979—DT BOB BAUMHOWER, LB Kim Bokamper, SS Tim Foley.
- 1980—NO SELECTIONS.
- 1981—DT BOB BAUMHOWER, G Ed Newman.

AMERICAN FOOTBALL LEAGUE ALL-STARS

- 1966—DE Ed Cooke, LB Tom Eerlandson, CB JIMMY WARREN, S Willie West.
- 1967—LB John Bramlett, WR Jack Clancy, QB Bob Griese, CB DICK WESTMORELAND.
- 1968—QB Bob Griese, RB JIM KIICK, WR Karl Noonan.
- 1969—LB NICK BUONICONTI, G Tom Goode, RB Jim Kiick, G Larry Little, DE Bill Stanfill, East Coach George Wilson

DOLPHINS AWARDS BANQUET

(voted by South Florida media)

Most Valuable Player

1966— RB Joe Auer
 1967— QB Bob Griese
 1968— QB Bob Griese
 1969— LB Nick Buoniconti
 1970— QB Bob Griese and
 WR Paul Warfield
 1971— QB Bob Griese
 1972— QB Earl Morrall
 1973— FB Larry Csonka
 1974— QB Bob Griese
 1975— C Jim Langer
 1976— LB Steve Towle
 1977— QB Bob Griese
 1978— RB Delvin Williams
 1979— FB Larry Csonka
 1980— QB David Woodley



1981— RB Tony Nathan

THIRD-DOWN AWARD (most valuable, NEA, voted by players)

1966— S Willie West	1973— MLB Nick Buoniconti
1967— C Tom Goode	1974— QB Bob Griese
1968— QB Bob Griese	1975— QB Bob Griese
1969— MLB Nick Buoniconti	1976— WR Nat Moore
1970— WR Paul Warfield	1977— WR Nat Moore
1971— FB Larry Csonka	1978— RB Delvin Williams
1972— FB Larry Csonka	1979— DE Vern Den Herder

(Discontinued in 1980)

TOMMY FITZGERALD AWARD (outstanding rookie in training camp)

1969— CB Lloyd Mumphord	1976— LB Larry Gordon
1970— LB Mike Kolen	1977— DE A.J. Duhe and DT Bob Baumhower
1971— WR Otto Stowe	1978— CB Gerald Small
1972— S Charlie Babb	1979— K Uwe von Schamann
1973— WR Bo Rather	1980— CB Don McNeal
1974— WR Nat Moore	1981— RB Tom Vigorito
1975— S Barry Hill	

COLLEGE ALL-STAR GAME, CHICAGO

1966— LB Frank Emanuel, Tennessee.
 1967— WR Jack Clancy, Michigan; QB Bob Griese, Purdue; OT Jim Riley, Oklahoma.
 1968— TE Jim Cox, Miami, Fla.; RB LARRY CSONKA, Syracuse (MVP); RB Jim Kiick, Wyoming
 1969— DT Bob Heinz, Pacific; DE BILL STANFILL, Georgia.
 1970— none selected.
 1971— CB Ron Dickerson, Kansas State.
 1972— DT Mike Kadish, Notre Dame.
 1973— Dolphins 14, All-Stars 3.
 1974— DE Don Reese, Jackson State; RB Benny Malone, Arizona State; CB Jeris White, Hawaii; Game cancelled during players' strike.
 1975— OT Darryl Carlton, Tampa; QB-WR Freddie Solomon, Tampa; RB Stan Winfrey, Arkansas State.
 1976— KB Kim Bokamper, San Jose State; LB Larry Gordon, Arizona State; WR Duriel Harris, New Mexico State.



Records

YEAR-BY-YEAR LEADERS

RUSHING

		G	Att.	Yds.	Avg.	LG	TD
1966	Joe Auer	14	121	416	3.4	41	4
1967	Abner Haynes	10	56	274	4.9	65t	2
1968	Jim Kiick	14	165	621	3.8	25	4
1969	Jim Kiick	14	180	575	3.2	27	9
1970	Larry Csonka	14	193	874	4.5	53	6
1971	Larry Csonka	14	195	1051	5.4	28	7
1972	Larry Csonka	14	213	1117	5.2	45	6
1973	Larry Csonka	14	219	1003	4.6	25	5
1974	Larry Csonka	12	197	749	3.8	24	9
1975	Mercury Morris	14	219	875	4.0	49	4
1976	Benny Malone	14	186	797	4.3	31	4
1977	Benny Malone	14	129	615	4.8	66t	5
1978	Delvin Williams	16	272	1258	4.6	58t	8
1979	Larry Csonka	16	220	837	3.8	22	12
1980	Delvin Williams	15	187	671	3.6	65	2
1981	Tony Nathan	13	147	782	5.3	46	5

RECEIVING

		G	No.	Yds.	Avg.	LG	TD
1966	Dave Kocourek	14	27	320	11.9	43	2
1967	Jack Clancy	14	67	868	13.0	44	2
1968	Karl Noonan	14	58	760	13.1	50	11
1969	Larry Seiple	13	41	577	14.1	41t	5
1970	Jim Kiick	14	42	497	11.8	47	0
1971	Paul Warfield	14	43	996	23.2	86t	11
1972	Paul Warfield	12	29	606	20.9	47	3
1973	Marlin Briscoe	14	30	447	14.9	53	2
1974	Nat Moore	13	37	605	16.4	48	2
1975	Nat Moore	14	40	705	17.6	79t	4
1976	Nat Moore	9	33	625	18.9	67t	4
1977	Nat Moore	14	52	765	14.7	73t	12
1978	Nat Moore	16	48	645	13.5	47	10
1979	Nat Moore	16	48	840	17.5	53	6
1980	Tony Nathan	16	57	588	10.3	61	5
1981	Duriel Harris	15	53	911	17.2	55	2

PASSING

		G	Att.	Com.	Yds.	Pct.	TD	Intc.
1966	Dick Wood	10	230	83	993	36.1	4	14
1967	Bob Griese	12	331	166	2005	50.2	15	18
1968	Bob Griese	13	355	186	2473	52.4	21	16
1969	Bob Griese	9	252	121	1695	48.0	10	16
1970	Bob Griese	14	245	142	2019	58.0	12	17
1971	Bob Griese	14	263	145	2089	55.1	19	9
1972	Earl Morrall	14	150	83	1360	55.3	11	7
1973	Bob Griese	13	218	116	1422	53.2	17	8
1974	Bob Griese	13	253	152	1968	60.1	16	15
1975	Bob Griese	10	191	118	1693	61.8	14	13
1976	Bob Griese	13	272	162	2097	59.6	11	12
1977	Bob Griese	14	307	180	2252	58.6	22	13
1978	Bob Griese	11	235	148	1791	63.0	11	11
1979	Bob Griese	14	310	176	2160	56.8	14	16
1980	D. Woodley	13	327	176	1850	53.8	14	17
1981	D. Woodley	15	366	191	2470	52.2	12	13

The only game in Dolphin history in which no touchdowns were scored was Nov. 5, 1979 in a 9-6 loss to the Houston Oilers. Five field goals accounted for all the scoring.

PUNT RETURNS

		No.	Yds.	Avg.	Long	TD
1966	Joe Auer	5	99	19.8	56	0
1967	Abner Haynes	6	37	6.2	20	0
1968	Bob Neff	8	71	8.9	20	0
1969	Mercury Morris	25	172	6.9	38	0
1970	Jake Scott	27	290	10.7	77t	1
1971	Jake Scott	33	318	9.6	31	0
1972	Charlie Leigh	22	210	9.5	27	0
1973	Jake Scott	22	266	12.1	33	0
1974	Jake Scott	31	346	11.2	30	0
1975	Freddie Solomon	26	320	12.3	50t	1
1976	Freddie Solomon	13	205	15.8	79t	1
1977	Freddie Solomon	32	285	8.9	39	0
1978	Jimmy Cefalo	28	232	8.3	26	0
1979	Tony Nathan	28	306	10.9	86t	1
1980	Tony Nathan	23	178	7.7	30	0
1981	Tom Vigorito	36	379	10.5	87t	1

KICKOFF RETURNS

		No.	Yds.	Avg.	Long	TD
1966	Joe Auer	28	698	24.9	95t	1
1967	Bob Neff	15	351	23.4	69	0
1968	Gene Milton	18	408	22.7	74	0
1969	Mercury Morris	43	1136	26.4	105t	1
1970	Mercury Morris	28	812	29.0	96t	1
1971	Mercury Morris	15	423	28.2	94t	1
1972	Mercury Morris	14	334	23.9	33	0
1973	Charles Leigh	9	251	27.9	51	0
1974	Nat Moore	22	587	26.7	40	0
1975	Freddie Solomon	17	348	20.5	31	0
1976	Duriel Harris	17	559	32.9	69	0
1977	Gary Davis	14	414	29.6	73	0
1978	Duriel Harris	29	657	22.7	53	0
1979	Tony Nathan	45	1016	22.6	43	0
1980	Don Bessillieu	40	890	22.3	87	0
1981	Fulton Walker	38	932	24.5	90t	1

INTERCEPTIONS

		No.	Yds.	Avg.	Long	TD
1966	Willie West	8	62	7.8	27	0
1967	Dick Westmoreland	10	127	12.7	29	1
1968	Dick Anderson	8	230	28.8	96t	1
1969	Lloyd Mumphord	5	102	20.4	51	0
1970	Dick Anderson	8	191	23.9	86	0
1971	Jake Scott	7	34	4.9	21	0
1972	Jake Scott	5	73	14.6	31	0
1973	Dick Anderson	8	163	20.4	38t	2
1974	Jake Scott	8	75	9.4	30	0
1975	Jake Scott	6	60	10.0	38	0
1976	(four players)			(two interceptions)		
1977	Curtis Johnson	4	35	8.8	19	0
1978	Tim Foley	6	12	2.0	8	0
1979	Neal Colsie	5	86	17.2	56	0
	Gerald Small	5	74	14.8	40	0
1980	Gerald Small	7	46	6.6	22	0
1981	Glenn Blackwood	4	124	31.0	39	0

Quarterback Bob Griese may have the finest 50-game stretch in the history of pro football. The Dolphins won 82.1 percent of their games (43-9-1) with Griese at the helm in a span of 53 games from 1971 through the end of 1974.

SCORING

		TDs	Run	Rec	PATs	FGs	TP
1966	Joe Auer	9	5	4	0-0	0-0	54
	Gene Mingo	0	0	0	23-23	10-22	53
1967	Booth Lusteg	0	0	0	18-18	7-12	39
1968	Karl Noonan	11	0	11	0-0	0-0	66
1969	Karl Kremser	0	0	0	26-27	13-22	65
	Jim Kllick	10	9	1	0-0	0-0	60
1970	Garó Yepremian	0	0	0	31-31	22-29	97
1971	Garó Yepremian	0	0	0	33-33	28-40	117
	Paul Warfield	11	0	11	0-0	0-0	66
1972	Garó Yepremian	0	0	0	43-45	24-37	115
	Mercury Morris	12	12	0	0-0	0-0	72
1973	Garó Yepremian	0	0	0	38-38	25-37	113
	Paul Warfield	11	0	11	0-0	0-0	66
1974	Garó Yepremian	0	0	0	43-43	8-15	67
	Larry Csonka	9	9	0	0-0	0-0	54
1975	Garó Yepremian	0	0	0	40-46	13-16	79
	Don Nottingham	12	12	0	0-0	0-0	72
1976	Garó Yepremian	0	0	0	29-31	16-23	77
1977	Nat Moore	13	1	12	0-0	0-0	78
1978	Garó Yepremian	0	0	0	41-45	19-23	98
	Nat Moore	10	0	10	0-0	0-0	60
1979	Uwe von Schamann	0	0	0	36-40	21-29	99
	Larry Csonka	13	12	1	0-0	0-0	78
1980	Uwe von Schamann	0	0	0	32-32	14-23	74
1981	Uwe von Schamann	0	0	0	37-38	24-31	109

OUTSTANDING PERFORMANCES

300-PLUS PASSING TOTALS

Player	Date	Opponent	Att.	Com.	Yds.	TD	Int.	Long
Don Strock	1/ 2/82	SAN DIEGO	43	29	403	4	1	50t
D. Woodley	10/25/81	at Dallas	37	21	408	3	5	69t
Bob Griese	11/20/78	at Houston	33	23	349	2	1	47
Bob Griese	9/14/69	at Cincinnati	39	19	327	1	2	50
Don Strock	12/15/79	NEW YORK JETS	41	26	322	1	2	38
*D. Woodley	9/27/81	at Baltimore	30	19	309	2	0	48
John Stofa	12/18/66	HOUSTON	38	22	307	4	2	48t
Bob Griese	10/17/76	KANSAS CITY	35	25	306	1	2	39

*highest total in a Dolphin victory

21 BEST RECEIVING PERFORMANCES

Player	Date	Opponent	No.	Yds.	TD	Long
Nat Moore	10/ 4/81	NEW YORK JETS	7	210	2	52
Duriel Harris	10/28/79	GREEN BAY	10	180	1	37t
Duriel Harris	10/25/81	at Dallas	6	165	0	45
Jimmy Cefalo	10/25/81	at Dallas	5	164	1	69t
Bo Roberson	12/ 4/66	at Denver	6	161	0	71
Paul Warfield	11/14/71	PITTSBURGH	3	158	3	86t
Paul Warfield	9/19/71	at Denver	6	146	1	36
Nat Moore	12/17/77	BUFFALO	5	144	1	67
Duriel Harris	11/ 8/81	at New England	8	145	0	55
Paul Warfield	12/25/71	at Kansas City	7	140	0	35
Otto Stowe	11/27/72	ST. LOUIS	6	140	2	37t
Paul Warfield	11/17/74	BUFFALO	4	139	1	54
Paul Warfield	12/10/72	at N.Y. Giants	4	132	1	44
Bo Roberson	9/18/66	at Buffalo	5	128	1	54t
Marlin Briscoe	11/12/72	NEW ENGLAND	4	128	2	51t
Nat Moore	9/30/79	at New York Jets	8	127	1	36
Duriel Harris	10/ 9/77	at Baltimore	4	127	0	47
Jack Clancy	12/ 3/67	at Houston	7	126	1	44t
Paul Warfield	1/ 2/72	BALTIMORE	2	125	1	75t
Howard Twilley	11/ 3/68	at San Diego	7	124	1	38
Nat Moore	10/10/76	at Baltimore	3	124	1	67t




Jimmy Cefalo averaged 20.7 yards through 4 seasons.

30 BEST RUSHING PERFORMANCES

Player	Date	Opponent	Att.	Yds.	TD	Long
*Mercury Morris	9/30/73	NEW ENGLAND	15	197	3	70
Gary Davis	12/17/77	BUFFALO	26	172	1	60t
Delvin Williams	11/ 9/80	at Los Angeles	12	151	0	65
Abner Haynes	9/17/67	DENVER	12	151	2	65t
Larry Csonka	1/13/74	MINNESOTA	33	145	2	14
Mercury Morris	11/11/73	BALTIMORE	12	144	2	53
Delvin Williams	11/12/78	at Buffalo	26	144	2	26t
Leroy Harris	12/ 5/77	BALTIMORE	17	140	1	77t
Benny Malone	10/ 9/77	at Baltimore	12	139	2	62t
Larry Csonka	10/24/71	at NY Jets	20	137	2	21
Delvin Williams	9/17/78	BUFFALO	24	135	1	18t
Mercury Morris	10/ 5/75	at Green Bay	31	125	0	11
Mercury Morris	10/26/75	at Buffalo	20	124	0	35
Larry Csonka	12/ 2/74	CINCINNATI	24	123	0	24
Larry Csonka	11/ 9/69	at New England	16	121	1	54t
Jim Kllick	10/24/71	at NY Jets	17	121	0	24
Don Nottingham	9/28/75	at New England	16	120	1	40
Delvin Williams	9/ 3/78	at NY Jets	11	119	1	58t
Tony Nathan	12/ 6/81	NEW ENGLAND	17	119	0	24
Benny Malone	10/31/76	NEW ENGLAND	21	119	0	17
Larry Csonka	9/17/72	at Kansas City	21	118	1	17
Benny Malone	10/24/76	at Tampa Bay	22	118	1	28
Larry Csonka	12/30/73	OAKLAND	29	117	3	14
Mercury Morris	11/ 7/71	BUFFALO	13	116	1	45
Delvin Williams	10/22/78	at New England	19	116	1	24
Larry Csonka	12/ 6/70	NEW ENGLAND	12	115	1	30
Larry Csonka	12/21/74	at Oakland	24	114	0	15
Larry Csonka	11/27/72	ST. LOUIS	16	114	0	20
Larry Csonka	10/15/73	at Cleveland	21	111	2	13
Mercury Morris	10/18/75	at NY Jets	16	114	1	49

*Single-game record by two rushers, 277 yards, includes Larry Csonka 18 for 80



Nat Moore amassed more than 5,000 yards receiving.

INDIVIDUAL RECORDS

1966-77; 14 games 1978-present: 16 games

SCORING

Total Points

Career	830	Garó Yepremian (1970-78), 335XPs, 165 FGs
	342	Larry Csonka (1968-74, 79), 57 TDs
	288	Nat Moore (1974-81), 48 TDs
	282	Uwe von Schamann (1979-81), 105XPs, 59 FGs
	198	Paul Warfield (1970-74), 33 TDs
	198	Mercury Morris (1969-75), 33 TDs

Season

117	Garó Yepremian (1971), 33XPs, 28 FGs
115	Garó Yepremian (1972), 43XPs, 24 FGs

Game

24	Paul Warfield (12-15-73 vs. Detroit), 4 TDs
----	---

Touchdowns

Career

57	Larry Csonka (1968-74, 79), 53 run, 4 pass
48	Nat Moore (1974-81), 47 pass, 1 run
33	Paul Warfield (1970-74), 33 pass
33	Mercury Morris (1969-75), 29 run, 1 pass, 3 return

Season

13	Larry Csonka (1979), 12 run, 1 pass
13	Nat Moore (1977), 12 pass, 1 run
12	Don Nottingham (1975), 12 run
12	Mercury Morris (1972), 12 run

Game

4	Paul Warfield (12-15-73 vs. Detroit), 4 pass
---	--

Field Goals Made

Career

165	Garó Yepremian (1970-78), 242 attempts
-----	--

Season

28	Garó Yepremian (1971), 40 attempts
25	Garó Yepremian (1973), 37 attempts

Game

5	Garó Yepremian (9-26-71 vs. Buffalo), 6 attempts
4	Garó Yepremian (9-16-73 vs. San Francisco), try 4
4	Garó Yepremian (10-18-70 at Buffalo), 4 attempts

Per Cent

82.6	Garó Yepremian (1978), 19 of 23
81.3	Garó Yepremian (1975), 13 of 16

Longest

54	Garó Yepremian (10-22-72 vs. Buffalo)
53	Garó Yepremian (12-5-76 vs. Buffalo)
53	Garó Yepremian (9-16-73 vs. San Francisco)
53	Uwe von Schamann (10-21-79 at New England)

Field Goal Yardage

Career

5,244	Garó Yepremian (1970-78), 165 of 242
-------	--------------------------------------

Season

802	Garó Yepremian (1971), 28 of 40
768	Uwe von Schamann (1981), 24 of 31

Game

165	Garó Yepremian (10-18-70 at Buffalo) 46, 42, 47, 30
151	Garó Yepremian (9-16-73 vs. San Fran.) 31, 53, 45, 22

Extra Points Made

Career

335	Garó Yepremian (1970-78), 351 attempts
-----	--

Season

43	Garó Yepremian (1972), 45 attempts
43	Garó Yepremian (1974), 43 attempts

Game

7	Garó Yepremian (11-12-72 vs. New England), try 7
7	Garó Yepremian (11-24-72 at St. Louis), try 8

RUSHING

Total Yards

Career

6,737	Larry Csonka (1968-74, 79), 1506 attempts
3,877	Mercury Morris (1969-75), 754 attempts
3,644	Jim Kiick (1968-74), 997 attempts
2,632	Delvin Williams (1978-80), 643 attempts
2,129	Benny Malone (1974-78), 503 attempts

Season

1,258	Delvin Williams (1978), 4.6 per carry
1,117	Larry Csonka (1972), 5.2 per carry
1,051	Larry Csonka (1971), 5.4 per carry
1,003	Larry Csonka (1973), 4.6 per carry
1,000	Mercury Morris (1972), 5.3 per carry

Game

197	Mercury Morris (9-30-73 vs. New England) on 15
172	Gary Davis (12-17-77 vs. Buffalo) on 26
151	Delvin Williams (11-9-80 at Los Angeles) on 12
151	Abner Haynes (9-17-67 vs. Denver) on 12
*145	Larry Csonka (1-13-74 vs. Minnesota) on 33
144	Delvin Williams (11-12-78 at Buffalo) on 26
144	Mercury Morris (11-11-73 vs. Baltimore) on 12
140	Leroy Harris (12-5-77 vs. Baltimore) on 17

Rushing Attempts

Career

1,506	Larry Csonka (1968-74, 79)
997	Jim Kiick (1968-74)
754	Mercury Morris (1969-75)

Season

272	Delvin Williams (1978)
220	Larry Csonka (1979)

Game

*33	Larry Csonka (1-13-74 vs. Minnesota), 145 yds.
31	Mercury Morris (10-5-75 at Green Bay), 125 yds.
*29	Larry Csonka (12-30-73 vs. Oakland), 117 yds.

*playoff game

Touchdowns Rushing

Career

53	Larry Csonka (1968-74, 79)
29	Mercury Morris (1969-75)
28	Jim Kiick (1968-74)

Season

12	Mercury Morris (1972)
12	Don Nottingham (1975)
12	Larry Csonka (1979)

Game
 3 Larry Csonka (11-29-79 vs. New England), 1, 1, 1
 3 Larry Csonka (9-23-79 vs. Chicago), 12, 9, 1
 3 Larry Csonka (12-30-73 vs. Oakland), 11, 2, 2
 3 Don Nottingham (10-5-75 at Green Bay), 11, 1, 11
 3 Don Nottingham (10-26-75 at Buffalo), 1, 1, 1
 3 Don Nottingham (11-3-74 vs. Atlanta), 1, 2, 1
 3 Mercury Morris (9-30-73 vs. New Eng.), 24, 70, 35
 3 Mercury Morris (11-12-72 vs. New England), 4, 4, 6
 3 Jim Kiick (12-20-70 vs. Buffalo), 4, 2, 2

Rushing Average

Career
 5.1 Mercury Morris (1969-75), 754 attempts
 4.5 Larry Csonka (1968-74, 79), 1,506 attempts
Season
 6.4 Mercury Morris (1973), 149-954
 5.4 Larry Csonka (1971), 195-1,051
x-Game
 13.1 Mercury Morris (9-30-73 vs. New England), 15-197
 12.6 Abner Haynes (9-17-67 vs. Denver), 12-151
 12.6 Delvin Williams (11-9-80 at Los Angeles), 12-151

x-10 or more attempts

Longest Runs

77t Leroy Harris (12-5-77 vs. Baltimore)
 70t Mercury Morris (9-30-73 vs. New England)
 7 Mercury Morris (10-15-73 at Cleveland)
 66t Benny Malone (10-9-77 at Baltimore)
 65t Gary Davis (9-17-78 vs. Buffalo)
 65t Abner Haynes (9-17-67 vs. Denver)
 65 Delvin Williams (11-9-80 at Los Angeles)
 63 Norm Bulaich (9-10-78 at Baltimore)
 60t Gary Davis (12-17-77 vs. Buffalo)
 58t Delvin Williams (9-3-78 at NY Jets)
 57 Gary Davis (12-5-76 vs. Buffalo)
 56 Jim Kiick (11-15-70 vs. New Orleans)
 56 Don Nottingham (12-7-75 vs. Buffalo)

PASSING

Total Yards

Career
 25,092 Bob Griese (1967-80)
Season
 2,473 Bob Griese (1968)
 2,470 David Woodley (1981)
Game
 408 David Woodley (10-25-81 at Dallas), 27 of 31
 *403 Don Strock (1-2-82 vs. San Diego), 29 of 43
 349 Bob Griese (11-20-78 at Houston), 23 of 33
 327 Bob Griese (9-14-69 at Cincinnati), 19 of 39
 322 Don Strock (12-15-79 vs. NY Jets), 26 of 41
 309 David Woodley (9-27-81 at Baltimore), 19 of 30

*playoff game

Pass Attempts

Career
 3,429 Bob Griese (1967-80)
Season
 366 David Woodley (1981), 191 completions
 355 Bob Griese (1968), 186 completions
 331 Bob Griese (1967), 166 completions
Game
 52 Dick Wood (11-27-66 vs. New England), comp. 17
 46 Rick Norton (10-15-67 at New England), comp. 19
 45 Bob Griese (10-19-69 at Kansas City), comp. 21
 45 Bob Griese (9-30-79 at NY Jets), comp. 22

Pass Completions

Career
 1,926 Bob Griese (1967-80)
Season
 191 David Woodley (1981), 366 attempts
 186 Bob Griese (1968), 355 attempts
Game
 *29 Don Strock (1-2-82 vs. San Diego) of 43
 26 Don Strock (10-12-81 at Buffalo) of 44
 26 Don Strock (12-15-79 vs. NY Jets) of 41
 25 Bob Griese (10-17-76 vs. Kansas City) of 35

Touchdown Passes

Career
 192 Bob Griese (1967-80)
Season
 22 Bob Griese (1977) of 180 completions
 21 Bob Griese (1968) of 186 completions
Game
 6 Bob Griese (11-24-77 at St. L.) 4, 7, 9, 28, 17, 37
 *4 Don Strock (1-2-82 vs. San Diego) 1, 40, 15, 50
 4 Bob Griese (10-17-71 vs. New Eng.) 22, 32, 14, 14
 4 Bob Griese (12-15-73 vs. Detroit) 21, 7, 16, 4
 4 Bob Griese (11-2-69 at NY Jets) 5, 29, 11, 9
 4 John Stofa (12-18-66 vs. Houston) 27, 48, 4, 14

*playoff game

Passes Had Intercepted

Career
 192 Bob Griese (1967-80)
Season
 18 Bob Griese (1967), 331 attempts
 17 Bob Griese (1970), 245 attempts
Game
 5 David Woodley (10-25-81 at Dallas), 37 attempts
 5 Rick Norton (11-23-69 vs. Houston), 26 attempts
 5 Bob Griese (12-23-67 vs. Houston), 41 attempts

Lowest Interception Rate

x-Season
 3.42 Bob Griese (1971), 9 of 263
 3.55 David Woodley (1981), 13 of 366

x-150 or more attempts

Completion Per Cent

Career
 56.2 Bob Griese (1967-80), 1,926 of 3,429
 53.8 Earl Morrall (1972-76), 153 of 284
Season
 63.0 Bob Griese (1978), 148 of 235
 61.8 Bob Griese (1975), 118 of 191
 60.1 Bob Griese (1974), 152 of 253
x-Game
 92.3 Bob Griese (12-18-78 vs. New Eng.), 12 of 13
 82.4 Earl Morrall (12-1-75 vs. New Eng.), 14 of 17
 81.0 Bob Griese (10-22-67 vs. NY Jets), 17 of 21
 80.0 Bob Griese (11-6-77 at NY Jets), 12 of 15
 80.0 Don Strock (12-7-75 vs. Buffalo), 12 of 15

x-12 or more completions

Longest Pass Plays

86t Bob Griese to Paul Warfield (11-14-71 vs. Pittsburgh)
 80t George Wilson to Bo Roberson (10-23-66 at Houston)
 79t Bob Griese to Nat Moore (11-2-75 at Chicago)
 75t Bob Griese to Paul Warfield (1-2-72 vs. Baltimore)
 74t Bob Griese to Paul Warfield (10-31-71 at Los Ang.)
 73t Bob Griese to Nat Moore (9-25-77 at San Francisco)
 71 Dick Wood to Bo Roberson (12-4-66 at Denver)
 69t David Woodley to Jimmy Cefalo (10-25-81 at Dallas)
 68t Bob Griese to Joe Auer (9-17-67 vs. Denver)

PASS RECEIVING

Total Receptions

Career	
331	Nat Moore (1974-81)
229	Duriel Harris (1976-81)
221	Jim Kiick (1968-74)
212	Howard Twilley (1966-76)
156	Paul Warfield (1970-74)
Season	
67	Jack Clancy (1967), 868 yards
58	Karl Noonan (1968), 760 yards
57	Tony Nathan (1980), 588 yards
53	Duriel Harris (1981), 911 yards
52	Nat Moore (1977), 765 yards
x-Game	
10	Duriel Harris (10-28-79 vs. Green Bay), 180 yards
9	Marlin Briscoe (9-15-74 at New England), 113 yards
*9	Tony Nathan (1-2-82 vs. San Diego), 114 yards
9	Duriel Harris (11-30-81 vs. Philadelphia), 114 yards

x-minimum 100 yards

Total Receiving Yards

Career	
5,202	Nat Moore (1974-81), 15.7 per catch
3,919	Duriel Harris (1976-81), 17.1 per catch
3,355	Paul Warfield (1970-74), 21.5 per catch
3,064	Howard Twilley (1966-76), 14.4 per catch
Season	
996	Paul Warfield (1971), 43 receptions
911	Duriel Harris (1981), 53 receptions
868	Jack Clancy (1967), 67 receptions
840	Nat Moore (1979), 48 receptions
Game	
210	Nat Moore (10-4-81 vs. NY Jets), 7 receptions
180	Duriel Harris (10-28-79 vs. Green Bay), 10 receptions
165	Duriel Harris (10-25-81 at Dallas), 6 receptions
164	Jimmy Cefalo (10-25-81 at Dallas), 5 receptions
161	Bo Roberson (12-4-66 at Denver), 6 receptions

Touchdowns Receiving

47	Nat Moore (1974-81), 331 receptions
33	Paul Warfield (1970-74), 156 receptions
23	Howard Twilley (1966-76), 212 receptions
23	Jim Mandich (1970-77), 121 receptions
Season	
12	Nat Moore (1977), 52 receptions
11	Paul Warfield (1973), 29 receptions
11	Paul Warfield (1971), 43 receptions
11	Karl Noonan (1968), 58 receptions
Game	
4	Paul Warfield (12-15-73 vs. Detroit)

RUSHING-RECEIVING

Career	
7,425	Larry Csonka (1968-74, 79), 6,737 and 688
5,854	Jim Kiick (1968-74), 3,644 and 2,210
5,436	Nat Moore (1974-81), 234 and 5,202
4,368	Mercury Morris (1969-75), 3,877 and 491
Season	
1,450	Delvin Williams (1978), 1,258 and 192
1,234	Tony Nathan (1981), 782 and 452
1,168	Mercury Morris (1972), 1,000 and 168
1,165	Larry Csonka (1972), 1,117 and 48
1,164	Larry Csonka (1971), 1,051 and 113
1,155	Jim Kiick (1970), 658 and 497

COMBINED YARDAGE

Career

7,486	Mercury Morris (1969-75), 3,118 return yards
7,425	Larry Csonka (1968-74, 79), no return yards
6,593	Nat Moore (1974-81), 1,157 return yards
5,854	Jim Kiick (1968-74), no return yards
5,434	Duriel Harris (1976-81), 1,495 return yards

Season

1,603	Tony Nathan (1979), 1,322 return yards
1,502	Mercury Morris (1972), 334 return yards
1,483	Mercury Morris (1969), 1,308 return yards
1,476	Joe Auer (1966), 797 return yards

Game

302	Mercury Morris (11-1-70 at Baltimore) 8-89 rush, 3-68 pass, 6-145 kickoff returns
254	Freddie Solomon (10-9-77 at Baltimore) 4-171 kickoff returns, 4-51 pass, 3-32 punt returns
252	Freddie Solomon (12-5-76 vs. Buffalo) 1-59t rush, 5-114 pass, 1-79t punt return

PUNTING

Total Punts

Career	
633	Larry Seiple (1967-77), 25,347 yards
Season	
83	Tom Orosz (1981), 40.8 average
81	George Roberts (1978), 40.3 average
80	Larry Seiple (1969), 40.8 average
Game	
10	George Roberts (10-12-80 at New Eng.), 445 yards
10	George Wilson, Jr. (9-9-66 vs. NY Jets), 483 yards
9	Larry Seiple (9-18-77 at Buffalo), 325 yards

Average Yards

Career	
40.0	Larry Seiple (1967-77)
Season	
42.6	George Roberts (1980), 77 punts
42.3	Larry Seiple (1973), 48 punts
42.1	George Wilson, Jr. (1966), 42 punts
x-Game	
52.0	Larry Seiple (10-7-73 vs. NY Jets), 4-208
48.6	George Roberts (12-24-78 vs. Houston), 5-243

x-4 or more punts

Longest Punts

73	Larry Seiple (11-14-71 vs. Pittsburgh) to end zone
71	George Roberts (11-2-80 at Oakland) net 62

PUNT RETURNS

Total Returns

Career	
127	Jake Scott (1970-75)
71	Freddie Solomon (1975-77)
Season	
36	Tom Vigorito (1981), 10.5 average
33	Jake Scott (1971), 9.6 average
Game	
7	Mercury Morris (10-19-69 at Kansas City), 17.6 avg.
6	Jake Scott (11-10-74 at New Orleans), 16.5 avg.
6	Tom Vigorito (11-30-81 vs. Philadelphia), 12.2 avg.
6	Freddie Solomon (12-5-77 vs. Baltimore), 9.3 avg.

Punt Return Yardage

Career

1,330 Jake Scott (1970-75)
810 Freddie Solomon (1975-77)

Season

379 Tom Vigorito (1981), 10.5 average
346 Jake Scott (1974), 11.2 average
320 Freddie Solomon (1975), 12.3 average

Game

123 Mercury Morris (10-19-69 at Kansas City) on 7
99 Jake Scott (11-10-74 at New Orleans) on 6

Longest Punt Returns

87t Tom Vigorito (9-10-81 vs. Pittsburgh)
86t Tony Nathan (10-14-79 vs. Buffalo)
79t Freddie Solomon (12-5-76 vs. Buffalo)
77t Jake Scott (11-22-70 vs. Baltimore)
56 Joe Auer (11-6-66 vs. Buffalo), clip on 68t
50t Freddie Solomon (11-9-75 vs. NY Jets)

Average Yards

Career

11.4 Freddie Solomon (1975-77), 71 returns
10.5 Jake Scott (1970-75), 127 returns

x-Season

12.3 Freddie Solomon (1975), 26 returns
12.1 Jake Scott (1973), 22 returns

x-14 or more returns

Game

18.8 Charlie Babb (11-23-75 vs. Baltimore), 4-75
17.6 Mercury Morris (10-19-69 at Kansas City), 7-123

Fair Catches

Career

55 Jake Scott (1970-75) of 182 punts

Season

18 Jake Scott (1971) of 51 punts

Game

6 Jake Scott (12-20-70 vs. Buffalo) of 8 punts

KICKOFF RETURNS

Total Returns

Career

111 Mercury Morris (1969-73)

Season

45 Tony Nathan (1979), 22.6 average
43 Mercury Morris (1969), 26.4 average

Game

7 Fulton Walker (11-8-81 at New England), 23.7 avg.
7 Don Bessillieu (10-23-80 at New England), 20.4 avg.

Kickoff Return Yardage

Career

2,947 Mercury Morris (1969-73)

Season

1,136 Mercury Morris (1969), 26.4 average
1,016 Tony Nathan (1979), 22.6 average
932 Fulton Walker (1981), 24.5 average
890 Don Bessillieu (1980), 22.3 average

Game

204 Gene Milton (9-21-68 vs. Oakland), long 73
185 Fulton Walker (10-12-81 at Buffalo), long 90t
171 Freddie Solomon (10-9-77 at Baltimore), long 90t
166 Fulton Walker (11-8-81 at New England), long 53

Longest Kickoff Returns

105t Mercury Morris (9-14-69 at Cincinnati)
96t Mercury Morris (12-6-70 vs. New England)
95t Joe Auer (9-2-66 vs. Oakland)
95 Bobby Neff (9-14-68 vs. Houston)
94t Mercury Morris (12-5-71 at New England)

Average Yards

Career

26.5 Mercury Morris (1969-73), 111 returns

Season

32.9 Duriel Harris (1976), 17 returns, 559 yards
29.6 Gary Davis (1977), 14 returns, 414 yards
29.0 Mercury Morris (1970), 28 returns, 812 yards

x-Game

42.8 Freddie Solomon (10-9-77 at Baltimore), 4-171
34.0 Gene Milton (9-21-68 vs. Oakland), 6-204

x-4 or more returns

INTERCEPTIONS

Total Interceptions

Career

35 Jake Scott (1970-75)
34 Dick Anderson (1968-74, 76-77)
22 Tim Foley (1970-80)
22 Curtis Johnson (1970-80)

Season

10 Dick Westmoreland (1967), 127 yards
8 Dick Anderson (1968, 1970, 1973)
8 Jake Scott (1974), 75 yards

Game

8 Willie West (1966), 62 yards
4 Dick Anderson (12-3-73 vs. Pittsburgh), 121 yards
3 Willie West (10-23-66 at Houston), 49 yards
3 Dick Westmoreland (11-26-67 vs. Buffalo)
3 Charlie Babb (9-22-75 vs. Oakland), 18 yards
3 Curtis Johnson (11-9-75 at NY Jets), 25 yards
3 Larry Gordon (12-10-78 vs. Oakland), 35 yards

Interception Yardage

Career

792 Dick Anderson (1968-74, 76-77), 23.3 average
425 Jake Scott (1970-75), 12.1 average
277 Gerald Small (1978-80), 17.3 average

Season

230 Dick Anderson (1968), 8 for 28.8 avg.
198 Jimmy Warren (1966), 5 for 39.6 avg.
191 Dick Anderson (1970), 8 for 23.9 avg.

Game

121 Dick Anderson (12-3-73 vs. Pittsburgh) on 4
109 Dick Anderson (11-24-68 at New England) on 2

Longest Interception Returns

96t Dick Anderson (11-24-68 at N. Eng.), Tom Sherman
86 Dick Anderson (12-20-70 vs. Buffalo), Dennis Shaw
70t Jimmy Warren (11-13-66 at Kan. City), Len Dawson
*62t Dick Anderson (1-2-72 vs. Baltimore), John Unitas
56 Neal Colzie (11-29-79 vs. New Eng.), Steve Grogan
55 Dick Anderson (12-15-68 vs. NY Jets), Babe Parilli
*55 Jake Scott (1-14-73 vs. Washington), Bill Kilmer
53t Norris Thomas (9-10-78 at Baltimore), Bill Troup
51 Lloyd Mumphord (9-14-69 at Cincinnati), Greg Cook

Touchdown Interceptions

3 Dick Anderson (1968-74), 96, 27, 38
2 Dick Westmoreland (1966-69), 39, 19
2 Bill Stanfill (1969-76), 15, 17

MISCELLANEOUS RETURNS

Blocked FG

51t Lloyd Mumphord (12-6-70 vs. New Eng.), Capelletti
47t Curtis Johnson (12-19-71 vs. Green Bay), Webster

Blocked Punt

8t Tim Foley (11-11-73 vs. Baltimore), David Lee
5t Tim Foley (11-11-73 vs. Baltimore), David Lee
*5t Charlie Babb (12-24-72 vs. Cleveland), Don Cockroft

Short FG Attempt

50 Jake Scott (12-6-70 vs. New Eng.), Gino Capelletti

Fumble Recovery (longest and all TDs)

68 A.J. Duhe (10-15-78 at San Diego), Dan Fouts
44t Don Bessillieu (10-19-80 vs. Buffalo), Joe Cribbs
35t Dick Anderson (10-15-72 vs. San Diego), Mike Garrett
25t Mike Kozlowski (12-6-81 vs. New Eng.), Cunningham
13t Bob Baumhower (10-9-78 vs. Cinc.), Dave Turner
13t Nick Buoniconti (9-30-73 vs. New Eng.), John Tarver

*playoff game

DOLPHIN TEAM RECORDS

SCORING

Most Points Scored

Season 385 (1972)
Game 55 (11-24-77 at St. Louis)

Most Points Allowed

Season 407 (1967)
Game 58 (9-18-66 at Buffalo)

Fewest Points Scored

Season 213 (1966)
Game 0 (seven times, last 1980)

Fewest Points Allowed

Season 150 (1973)
Game 0 (14 times, last 1979)

Most Points, Both Teams

82 at Buffalo 58, Miami 24 (9-18-66)
79 San Diego 41, at Miami 38 (1-2-82)
73 at Baltimore 45, Miami 28 (10-9-77)
73 at Miami 41, Boston 32 (12-17-67)

Fewest Points, Both Teams

12 at Miami 9, Kansas City 3 (10-20-74)
13 Miami 13, at Buffalo 0 (9-18-77)
15 Houston 9, at Miami 6 (11-5-79)

Most Decisive Win

52 (52-0 vs. New England 11-12-72)
44 (44-0 vs. Baltimore 11-11-73)
43 (43-0 at NY Jets 10-19-75)

Most Decisive Loss

45 (48-3 vs. Kansas City 9-28-68)
41 (41-0 at Kansas City 10-8-67)
35 (35-0 at Baltimore 11-1-70)

Most Touchdowns Scored

Season 46 (1975)
Game 8 (11-24-77 at St. Louis)

Most Touchdowns Allowed

Season 53 (1967)
Game 8 (9-18-66 at Buffalo)

Fewest Touchdowns Scored

Season 26 (1966)
Game 15 (1973)

Fewest Touchdowns Allowed

Season 21 (1972)
Game 15 (1972)

Most Touchdowns By:

Rushing 26 (1972 and 1975)
4 (five times)
Passing 24 (1978)
6 (11-24-77 at St. Louis)
Intercept 4 (1966)
2 (12-3-73 vs. Pittsburgh)
KO Return 1 (seven times, last 1981)
Punt Return 1 (five times, last 1981)
Fumble Ret 1 (five times, last 1981)
Block Punt 2 (1973)

Fewest Touchdowns By:

Rushing 5 (1966)
Passing 12 (1969)

Most TDs Allowed By:

Rushing 19 (1968)
4 (four times)
Passing 31 (1967)
5 (three times)
Intercept 3 (1967, 1969, 1979)
KO Return 1 (1966, 1970, 1975)
Punt Return 1 (1966, 1970, 1975)

Fewest TDs Allowed By:

Rushing 8 (1972)
9 (1979)
Passing 5 (1973)

Most PATs Scored

Season 43 (1972 and 1974)
Game 7 (11-12-72 vs. New Eng.)
7 (11-24-77 at St. Louis)

Most PATs, Opponent

Season 47 (1967)
Game 7 (9-18-66 at Buffalo)

Most FGs Scored

Season 28 (1971)
Game 5 (9-26-71 at Buffalo)

Score by Quarters, Dolphins

1st — 21 (12-20-70 vs. Buffalo)
10-2-77 vs. Houston)
2nd — 21 (10-2-77 vs. Houston)
28 (12-17-67 vs. Boston)
24 (10-23-77 vs. Seattle)
24 (10-29-78 vs. Baltimore)
3rd — 21 (11-3-74 vs. Atlanta)
21 (9-30-73 vs. New England)
4th — 21 (9-29-74 at San Diego)

Score by Quarters, Opponents

1st — 24 (9-28-68 vs. Kansas City)
24 (1-2-82 vs. San Diego)
2nd — 27 (9-18-66 at Buffalo)
3rd — 17 (12-23-67 vs. Houston)
4th — 28 (10-2-66 at San Diego)

Score by Halves, Dolphins

1st — 35 (12-17-67 vs. Boston)
31 (12-20-70 vs. Buffalo)
2nd — 28 (12-10-67 vs. San Diego)
28 (12-5-76 vs. Buffalo)
28 (9-23-79 vs. Chicago)

Score by Halves, Opponents

1st — 48 (9-18-66 at Buffalo)
2nd — 38 (10-2-66 at San Diego)
31 (10-3-76 vs. Los Angeles)

Score by Quarters, Both Teams

1st — 27 (9-28-68 vs. Kansas City)
Kansas City 24, Miami 3
2nd — 34 (9-18-66 at Buffalo)
Buffalo 27, Miami 7
3rd — 28 (12-10-67 vs. San Diego)
Miami 14, San Diego 14
4th — 35 (11-17-74 vs. Buffalo)
Buffalo 21, Miami 14

Score by Halves, Both Teams

1st — 58 (9-18-66 at Buffalo)
Buffalo 48, Miami 10
2nd — 44 (9-30-73 vs. New England)
Miami 24, New England 20

FIRST DOWNS

Most First Downs

Season 306 (1981)
Game 34 (11-24-77 at St. Louis)
30 (9-24-72 vs. Houston)

Most First Downs Allowed

Season 309 (1980)
Game 34 (1-2-82 vs. San Diego)

Most First Downs, Both Teams

Season 602 (1981)
Game 59 (1-2-82 vs. San Diego)

Fewest First Downs

Season 200 (1966)
Game 7 (10-3-70 vs. Oakland)
8 (9-24-67 vs. Kans. City)
8 (10-12-80 at New Eng.)

Fewest First Downs Allowed

Season 186 (1972)
Game 4 (11-11-73 vs. Baltimore)
5 (9-2-79 at Buffalo)
7 (9-24-72 vs. Houston)

Most First Downs By:

Rushing 170 (1972)
19 (10-29-72 vs. Baltimore)
19 (11-24-77 at St. Louis)

Most First Downs Allowed By:

Passing 157 (1981)
21 (1-2-82 vs. San Diego)
Penalty 31 (1979)

Fewest First Downs Allowed By:

Rushing 65 (1967)
0 (10-15-67 at Boston)
Passing 91 (1973)

Most First Downs, Opponent

Season 28 (1971)
Game 5 (9-26-71 at Buffalo)

Most First Downs Allowed By:

Rushing 124 (1981)
120 (1978)
17 (12-11-76 vs. Minnesota)
16 (11-14-76 at Pittsburgh)
Passing 160 (1981)
156 (1978)
21 (1-2-82 vs. San Diego)
Penalty 22 (1978)
21 (1967)
5 (12-17-67 vs. Boston)

Fewest First Downs Allowed By:

Rushing 66 (1969)
0 (10-13-74 at Washington)
0 (12-20-70 vs. Buffalo)
Passing 78 (1973)
0 (12-8-68 vs. Boston)
1 (11-5-79 vs. Houston)
2 (three times)
Penalty 8 (1973 and 1974)

Fewest Yards Rushing Allowed

Season 1453 (1970)
Game 16 (9-2-66 vs. Oakland)
26 (10-13-74 at Washington)
29 (11-16-80 vs. San Fran.)
35 (10-17-71 vs. New Eng.)

Most Attempts Rushing

Season 613 (1972)
Game 58 (10-5-75 at Green Bay)
55 (11-24-77 at St. Louis)

Fewest Attempts Rushing

Season 326 (1967)
Game 16 (12-3-67 at Houston)
18 (10-12-81 at Buffalo)

Most Attempts Opponent

Season 543 (1978)
Game 51 (three times)

PASSING

Most Net Yards Passing

Season 3149 (1981)
Game 394 (1-2-82 vs. San Diego)
381 (10-25-81 at Dallas)
327 (11-20-78 at Houston)

Fewest Net Yards Passing

Season 1582 (1973)
Game 22 (11-23-69 vs. Houston)
26 (12-30-73 vs. Oakland)
27 (10-12-80 at New Eng.)

Most Net Yards Passing Allowed

Season 3331 (1981)
Game 427 (10-1-67 at NY Jets)
426 (10-3-76 vs. Los Angeles)
415 (1-2-82 vs. San Diego)

Fewest Net Yards Passing Allowed

Season 1290 (1973)
Game 1 (10-21-73 vs. Buffalo)
11 (11-5-79 vs. Houston)
20 (11-11-73 vs. Baltimore)
24 (10-22-72 vs. Buffalo)

Most Gross Yards Passing

Season 3385 (1981)
Game 423 (1-2-82 vs. San Diego)
408 (10-25-81 at Dallas)
349 (1-2-82 vs. San Diego)

Fewest Gross Yards Passing

Season 1675 (1973)
Game 34 (12-30-73 vs. Oakland)
51 (10-15-73 at Cleveland)

Most Gross Yards Passing Allowed

Season 3645 (1981)
Game 440 (10-1-67 at NY Jets)
436 (10-3-76 vs. Los Angeles)
433 (1-2-82 vs. San Diego)

Fewest Gross Yards Passing Allowed

Season 1604 (1973)
2029 (1972)
Game 25 (11-5-79 vs. Houston)
35 (12-9-73 at Baltimore)
45 (10-22-72 vs. Buffalo)

Most Pass Attempts

Season 498 (1981)
Game 52 (11-27-66 vs. New Eng.)
48 (1-2-82 vs. San Diego)

Fewest Pass Attempts

Season 256 (1973)
Game 6 (12-30-73 vs. Oakland)
7 (1-13-74 vs. Minnesota)

Most Pass Attempts Opponent

Season 509 (1981)
Game 54 (1-2-82 vs. San Diego)
46 (twice)

Fewest Pass Attempts Opponent

Season 320 (1973)
Game 8 (12-9-73 at Baltimore)

Most Pass Completions

Season 271 (1981)
Game 31 (1-2-82 vs. San Diego)
26 (four times)

TOTAL YARDS

Most Net Yards Gained

Season 5322 (1981)
5036 (1972)
Game 529 (10-25-81 at Dallas)
503 (11-24-77 at St. Louis)
501 (12-3-72 at New Eng.)
Playoffs 472 (1-2-82 vs. San Diego)

Most Net Yards, Both Teams

Season 10685 (1981)
10004 (1978)
Game 1036 (1-2-82 vs. San Diego)
995 (10-25-81 at Dallas)
942 (9-27-81 at Baltimore)

Fewest Net Yards Gained

Season 3458 (1966)
Game 88 (10-12-80 at New Eng.)
111 (9-6-66 vs. NY Jets)
124 (9-24-67 vs. Kans. City)

Most Net Yards Allowed

Season 5363 (1981)
5224 (1980)
Game 593 (10-3-76 vs. Los Angeles)
564 (1-2-82 vs. San Diego)
546 (10-4-81 vs. NY Jets)

Fewest Net Yards Allowed

Season 3281 (1973)
Game 76 (10-21-73 vs. Buffalo)
118 (10-16-66 vs. Denver)
121 (9-2-79 at Buffalo)
132 (11-11-73 vs. Baltimore)

RUSHING

Most Yards Rushing

Season 2960 (1972)
2521 (1973)
Game 315 (11-11-73 vs. Baltimore)
304 (12-3-72 at New Eng.)
302 (11-7-71 vs. Buffalo)
301 (9-30-73 vs. New Eng.)

Most Yards Rushing, Both Teams

Season 4827 (1978)
4529 (1976)
Game 487 (12-5-76 vs. Buffalo)
444 (9-30-73 vs. New Eng.)

Fewest Yards Rushing

Season 1323 (1967)
Game 23 (9-24-67 vs. Kans. City)
25 (12-11-77 at New Eng.)
25 (12-30-79 at Pittsburgh)

Most Yards Rushing Allowed

Season 2411 (1976)
2261 (1978)
Game 279 (12-3-67 at Houston)
278 (9-19-76 at New Eng.)
269 (12-5-76 vs. Buffalo)

Fewest Pass Completions

Season 133 (1973)
 Game 3 (10-15-73 at Cleveland)
 Game 3 (12-30-73 vs. Oakland)

Most Completions Opponent

Season 297 (1981)
 Game 33 (1-2-82 vs. San Diego)
 Game 32 (11-16-80 vs. San Fran.)

Fewest Completions Opponent

Season 151 (1973)
 Game 2 (11-9-69 at New Eng.)
 Game 4 (11-14-76 at Pittsburgh)

Dolphin Defense, Most QB Sacks

Season 45 (1973) 314 yards
 (1978) 343 yards
 Game 9-59 (10-21-73 vs. Buffalo)
 8-61 (9-20-81 at Houston)
 7-52 (10-17-71 vs. New Eng.)
 7-52 (11-11-79 vs. Baltimore)

Opponent Defenses, Most QB Sacks

Season 53 (1969) 481 yards
 52 (1968) 441 yards
 Game 8-83 (11-16-69 at Buffalo)
 8-80 (9-20-70 at New Eng.)
 7-61 (9-9-66 vs. NY Jets)

INTERCEPTIONS**Most Interceptions, Dolphins**

Season 32 (1978) 458 yards
 31 (1966) 522 yards
 Game 6 (12-3-73 vs. Pittsburgh)
 6 (10-19-75 at NY Jets)
 6 (9-10-78 at Baltimore)

Fewest Interceptions, Dolphins

Season 11 (1976) 144 yards
 15 (1977) 124 yards

Most Interceptions, Opponent

Season 32 (1966) 370 yards
 29 (1969) 596 yards

Fewest Interceptions, Opponent

Season 10 (1971) 166 yards
 12 (1973) 190 yards
 12 (1972) 249 yards

PENALTIES**Most Dolphin Penalties**

Season 79 (1979) 651 yards
 Game 11 (10-3-70 vs. Oakland)
 Game 11 (12-3-72 vs. New Eng.)

Most Yards Penalties, Dolphins

Season 834 (1970) on 77
 Game 135 (10-3-70 vs. Oakland)
 Game 126 (11-30-69 vs. New Eng.)
 Game 117 (11-1-70 at Baltimore)

Most Opponent Penalties

Season 108 (1980) 923 yards
 Game 15 (10-11-69 vs. San Diego)
 Game 12 (9-21-68 vs. Oakland)

Most Yards Penalized, Opponent

Season 923 (1980) on 108
 Game 156 (9-20-69 at Oakland)
 Game 144 (11-5-67 at Buffalo)

Fewest Dolphins Penalties

Season 48 (1968) 485 yards
 Game 0 (12-23-67 vs. Houston)
 Game 0 (12-8-68 vs. New Eng.)

Fewest Yards Penalized, Dolphins

Season 416 (1973) on 52
 Game 0 (twice as listed)

Fewest Opponent Penalties

Season 59 (1967) 691 yards
 Game 1 (five times)

Fewest Yds Penalized, Opponent

Season 525 (1974) on 67
 Game 5 (three times)

Both Teams, Most Yards Penalized

Season 1538 (1970) on 145
 Game 230 (10-3-70 vs. Oakland)
 Game 227 (11-30-69 vs. New Eng.)

Both Teams, Most Penalties

Season 186 (1979) 1485 yards
 Game 19 (10-2-66 vs. San Diego)
 Game 19 (9-21-68 v. Oakland)

Both Teams, Fewest Penalties

Season 112 (1967) 1181 yards
 Game 2 (11-11-73 vs. Baltimore)
 Game 2 (12-23-67 vs. Houston)

Both Teams, Fewest Yards Penalized

Season 1032 (1973) on 113
 Game 10 (11-11-73 vs. Baltimore)
 Game 20 (12-8-66 vs. New Eng.)

PUNTING**Most Dolphin Punts**

Season 85 (1969)
 Game 10 (10-12-80 at New Eng.)
 Game 10 (9-9-66 vs. NY Jets)

Most Punt Yards, Dolphins

Season 3451 (1969) 40.6 avg.
 Game 483 (9-9-66 vs. NY Jets)
 Game 445 (10-12-80 at New Eng.)

Most Opponent Punts

Season 87 (1981)
 Game 11 (11-11-73 vs. Baltimore)

Most Punt Yards, Opponent

Season 3565 (1981) 41.0 avg.
 Game 413 (11-15-81 vs. Oakland)

Highest Dolphin Average

Season 42.3 (1973) 48 punts
 x-Game 52.0 (10-7-73 vs. NY Jets)

Highest Opponent Average

Season 44.1 (1969) 80 punts
 x-Game 55.5 (9-28-68 vs. Kans. City)
 x-minimum 4 punts

PUNT RETURNS**Most Punt Returns**

Season 46 (1974)
 Game 7 (10-19-69 at Kans. City)

Most Punt Return Yards

Season 520 (1974)
 Game 123 (10-19-69 at Kans. City)
 Game 115 (12-5-76 vs. Buffalo)

Most Punt Returns, Opponent

Season 45 (1981) 286 yards
 Game 8 (9-9-66 vs. NY Jets)

Most Punt Return Yds., Opponent

Season 373 (1975) 34 returns
 Game 115 (10-12-80 at New Eng.)
 Game 110 (11-1-70 at Baltimore)

KICKOFF RETURNS**Most Kickoff Returns**

Season 67 (1967) 1443 yards
 Game 9 (9-18-66 at Buffalo)

Most Kickoff Return Yards

Season 1507 (1966) 65 returns
 Game 245 (12-5-71 at New Eng.)
 Game 229 (11-13-66 at Kans. City)

Most Kickoff Returns, Opponent

Season 70 (1978) 1459 yards
 Game 69 (1979) 1518 yards

Most Kickoff Return Yds., Opponent

Season 1549 (1975) 65 returns
 Game 207 (9-17-67 vs. Denver)
 Game 200 (11-24-77 at St. Louis)

FUMBLES**Most Fumbles**

Season 36 (1967)
 Game 5 (six times)

Most Fumbles Lost

Season 16 (1967, 1973 and 1980)
 Game 5-4 (11-5-70 vs. New Orleans)
 Game 4-4 (9-19-71 at Denver)

Most Opponent Fumbles

Season 38 (1971)
 Game 7 (11-7-71 vs. Buffalo)

Most Opponent Fumbles Lost

Season 21 (1971 and 1978) of 37
 Game 4-4 (10-18-70 at Buffalo)
 Game 4-4 (12-10-72 at NY Giants)
 Game 4-4 (9-26-76 vs. NY Jets)
 Game 4-4 (11-29-79 vs. New Eng.)

"CONSECUTIVE" RECORDS

(Includes Playoff Games)

INDIVIDUAL**Pro Bowl Appearances**

6 Jim Langer (1973-78)

Games Played

139 Garo Yepremian (1970-78)
 134 Jim Langer (1970-79)

Games Started

117 Jim Langer (1972, 1st to 1979, 9th)
 102 Norm Evans (1969, 3rd, to 1975, 9th)

Games, Scoring Points

133 Garo Yepremian (8th in 1970 to 17th in 1978)

Games, Scoring Touchdown

6 Paul Warfield (1971, 4th to 9th)

Games, Scoring Field Goal

15 Garo Yepremian (1971, 1st to 15th)

Games, Rushing Touchdown

5 Mercury Morris (1972, 6th to 10th)

Games, Passing Touchdown

5 Don Nottingham (1975, 2nd to 6th)

Games, Receiving Touchdown

9 Bob Griese (1968, 7th to 14th; 1969, 1st)

Games, No Passes Intercepted

9 David Woodley (1980, 10th to 16th; 1981, 1st to 2nd)

Games, Rushing 1,000 Yards

6 Paul Warfield (1971, 4th to 9th)

Games, Pass Reception

4 Bob Griese (1971, 5th to 8th)

Games, Interceptions37 Nat Moore (1974, 3rd, to 1977, 2nd)
(injured for 13th in 1974, 10th to 14th in 1976)**Seasons, Rushing 1,000 Yards**

5 Dick Westmoreland (1967, 9th to 13th)

Points After Touchdown

3 Larry Csonka (1971, 1972, 1973)

Field Goals Made

125 Garo Yepremian (1972, 7th to 1974, 15th)

Passes, None Intercepted

16 Garo Yepremian (1978, 8th to 16th)

Losses, Regular Season

15 Garo Yepremian (1974, 12th, to 1975, 7th)

Wins, All Games

122 Bob Griese (1967, 10th to 14th)

Wins, Preseason

125 Garo Yepremian (1972, 7th to 1974, 15th)

Losses, Regular Season

12 Don Strock (1-2-82 vs. San Diego)

TEAM**Wins, All Games**

18 (all of 1972; 1973, 1st)

Wins, Regular Season

16 (1971, 14th; all of 1972; 1973, 1st)

Wins, Preseason

11 (1975, 5th and 6th; all of 1976; 1977, 1st to 3rd)

Losses, Regular Season

8 (1967, 3rd to 10th)

Wins, Home Games

31 (Oct. 17, 1971 to Dec. 15, 1974)

Wins, Road Games

9 (all of 1972)

Losses, Home Games

4 (Dec. 23, 1967 to Sept. 28, 1968)

Series Games, Dolphins Wins

20 Buffalo (1970 to 1979)

Series Games, Dolphin Losses

8 New York Jets (1966 to 1969)

Quarters, Opponent Scoreless

13 (1973, 8th to 11th)

Quarters, Dolphins Scoreless

11 (1970, 6th to 8th)

OPPONENTS RECORDS SINGLE-GAME, TEAM

First Downs	
34	San Diego (1-2-82 at Miami) 10, 21, 3
32	New York Jets (10-4-81 at Miami) 13, 16, 3
28	San Diego (11-3-68 at San Diego) 14, 14, 0
27	New England (12-17-67 at Miami)
27	Baltimore (11-25-79 at Baltimore) 6, 18, 3
By Rushing	
17	Minnesota (12-11-76 at Miami)
16	Pittsburgh (11-14-76 at Pittsburgh)
By Passing	
21	San Diego (1-2-82 at Miami)
18	Buffalo (12-17-77 at Miami)
18	Baltimore (11-25-79 at Baltimore)
By Penalty	
5	New England (12-17-67 at Miami)
Rushing Yards	
279	Houston (12-3-67 at Houston) 49 attempts
278	New England (9-19-76 at New England) 51 attempts
269	Buffalo (12-5-76 at Miami) 42 attempts
265	Houston (11-20-78 at Houston) 42 attempts
258	Pittsburgh (11-14-76 at Pittsburgh) 48 attempts
252	Kansas City (9-24-67 at Miami) 43 attempts
252	Dallas (1-16-72 at New Orleans) 48 attempts
Attempts	
51	Baltimore (12-9-73 at Baltimore) 166 yards
51	New England (9-19-76 at New England) 278 yards
51	New England (12-11-77 at New England) 177 yards
51	New York Jets (10-4-81 at Miami) 242 yards
Touchdowns	
4	Buffalo (9-18-66 at Buffalo)
4	Baltimore (11-23-75 at Miami)
4	New England (10-22-78 at New England)
4	Houston (11-20-78 at Houston)
Net Passing Yards	
427	New York Jets (10-1-67 at New York) 440 gross
426	Los Angeles (10-3-76 at Miami) 436 gross
415	San Diego (1-2-82 at Miami) 433 gross
351	New England (11-8-81 at New England) 355 gross
348	Baltimore (9-27-81 at Baltimore) 357 gross
Attempts	
54	San Diego (1-2-82 at Miami) 33 completions
46	Buffalo (11-6-66 at Miami) 16 completions
46	Seattle (9-9-79 at Miami) 21 completions
Completions	
33	San Diego (1-2-82 at Miami) 54 attempts
32	San Francisco (11-16-80 at Miami) 45 attempts
28	New York Jets (10-4-81 at Miami) 39 attempts
Touchdowns	
5	Kansas City (10-8-67 at Kansas City)
5	New England (10-15-67 at Boston)
5	New York Jets (12-1-68 at New York)
Total Yards	
593	Los Angeles (10-3-76 at Miami) 167-426
564	San Diego (1-2-82 at Miami) 149-415
546	New York Jets (10-4-81 at Miami) 242-304
542	Oakland (9-21-68 at Miami) 213-329
514	Baltimore (9-27-81 at Baltimore) 166-348
Interceptions	
6	Kansas City (11-13-66 at Kansas City) 28 yards
Return Yards	
138	Oakland (9-21-68 at Miami) on 5
Punt Returns	
8	New York Jets (9-9-66 at Miami) 80 yards
Return Yards	
115	New England (10-12-80 at New England) 7 returns
110	Baltimore (11-1-70 at Baltimore) 3 returns

Kickoff Returns

9 St. Louis (11-24-77 at St. Louis) 200 yards

Return Yards

207 Denver (9-17-67 at Miami) 6 returns
200 St. Louis (11-24-77 at St. Louis) 9 returns

Penalties

15 San Diego (10-11-69 at San Diego) 96 yards
12 Oakland (9-20-69 at Oakland) 156 yards

Yards Penalized

156 Oakland (9-20-69 at Oakland) on 12
144 Buffalo (11-5-67 at Buffalo) on 10

Total Points

58 Buffalo (9-18-66 at Buffalo) 8 TD
48 Kansas City (9-28-68 at Miami) 6 TD
47 Oakland (9-21-68 at Miami) 6 TD

OPPONENTS LONGEST PLAYS

Run From Scrimmage

81t Earl Campbell, Houston (11-20-78 at Houston)
80t Carl Garrett, New England (11-9-69 at New England)
76t Robert Holmes, Kansas City (9-28-68 at Miami)
75t O.J. Simpson, Buffalo (12-5-76 at Miami)
64t Lydell Mitchell, Baltimore (10-9-77 at Baltimore)
64 Hoyle Granger, Houston (12-23-67 at Miami)
59t Henry Marshall, Kansas City (10-17-76 at Miami)
56t Don Woods, San Diego (9-29-74 at San Diego)
54t Paul Robinson, Cincinnati (11-17-68 at Miami)
53 Chuck Muncie, New Orleans (11-20-80 at Miami)

Pass Play

93t Mike Livingston to Otis Taylor, 79 yards; lateral to Robert Holmes, Kansas City (10-19-69 at Kans. City)
92t Joe Ferguson to Frank Lewis, 9-17-78 vs. Buffalo
89t Joe Namath to Richard Caster, 10-7-74 vs. NY Jets
89t Len Dawson to Otis Taylor, 11-14-66 at Kansas City
82t Daryle Lamonica to Rod Sherman, 12-27-70 at Oakland
82t Dan Pastorini to Charlie Joiner, 9-24-72 vs. Houston
80t Sam Wyche to Bob Trumpy, 11-17-68 at Cincinnati
79t Max Choboian to Charlie Mitchell, 12-4-66 at Denver
78t David Whitehurst to Paul Coffman, 10-28-79 vs. Green Bay
76t Steve Grogan to Stanley Morgan, 11-8-81 at New England

Interception Return

76t Dave Grayson, Oakland (Bob Griese), 9-20-69 at Oakland
71t Darrol Ray, NY Jets (David Woodley), 12-20-80 at Miami
66t Ken Houston, Houston (Bob Griese), 9-15-68 at Miami
65t Kenny Graham, S. Diego (Bob Griese), 10-11-69 at S. Diego
60t Butch Byrd, Buffalo (Rick Norton), 9-18-66 at Buffalo
58t Bobby Jackson, NY Jets (Bob Griese), 9-30-79 at New York

Punt Return

83t Billy Johnson, Houston (11-16-75 at Houston)
80t Ron Gardin, Baltimore (11-1-70 at Baltimore)
72t Butch Byrd, Buffalo (9-18-66 at Buffalo)
56t Wes Chandler, San Diego (1-2-82 at Miami)

Kickoff Return

102t Harold Hart, Oakland (9-22-75 at Miami)
99t Jim Duncan, Baltimore (11-1-70 at Baltimore)
96t Emerson Boozer, NY Jets (11-20-66 at New York)

Fumble Recovery

58t Rick Redman, San Diego (Dick Wood), 10-2-66 at San Diego
58 Randy McClanahan, Buffalo (Bob Griese), 11-12-79 at Buffalo
49t Mike Bass, Washington (Garó Yepremian), 1-14-73 at L.A.
42t Dave Washington, Buffalo (Mercury Morris) 11-17-74 at Miami

Blocked Field Goal

76t Charles Romes (9-2-79 at Buffalo), Uwe von Schamann

Field Goal

52 Jan Stenereud, Kansas City (9-28-68 at Miami)
51 Charlie Gogolak, New England (10-17-71 at Miami)
51 Bruce Alford, Buffalo (10-12-68 at Miami)
50 John Leyboldt, Buffalo (10-21-73 at Miami)

Punt

70 Bob Scarpitto, Denver (10-16-66 at Miami)


OPPONENTS RECORDS SINGLE-GAME, INDIVIDUAL

Rushing Yards	
203	O.J. Simpson, Buffalo (12-5-76 at Miami) 24 att.
199	Earl Campbell, Houston (11-20-78 at Houston) 28 att.
164	Jim Nance, Boston (12-17-67 at Miami) 24 att.
160	Hoyle Granger, Houston (12-23-67 at Miami) 21 att.
151	Dick Post, San Diego (11-3-68 at San Diego) 21 att.
142	Lydell Mitchell, Baltimore (10-9-77 at Baltimore) 17 att.
141	Woody Campbell, Houston (12-3-67 at Houston) 18 att.
Attempts	
35	Lydell Mitchell (12-9-73 at Baltimore) 104 yds.
30	Lydell Mitchell (12-15-75 at Baltimore) 85 yds.
Touchdowns	
4	Earl Campbell, Houston (11-20-78 at Houston)
3	Paul Robinson, Cincinnati (11-17-68 at Cincinnati)
3	Don McCauley, Baltimore (11-23-75 at Miami)
Passing Yards	
436	James Harris, Los Angeles (10-3-76 at Miami) 17-29-1
433	Dan Fouts, San Diego (1-2-82 at Miami) 33-53-1
415	Joe Namath, NY Jets (10-1-67 at New York) 23-39-1
358	Brian Sipe, Cleveland (11-18-79 at Cleveland) 23-42-0
358	Dennis Shaw, Buffalo (10-18-70 at Buffalo) 24-32-2
357	Bert Jones, Baltimore (9-27-81 at Baltimore) 20-27-1
354	Danny White, Dallas (10-25-81 at Dallas) 22-32-1
Attempts	
53	Dan Fouts, San Diego (1-2-82 at Miami) 33 comp.
45	Jim Zorn, Seattle (9-9-79 at Miami) 21 comp.
43	Daryle Lamonica, Oakland (10-4-69 at Miami) 19 comp.
Completions	
33	Dan Fouts, San Diego (1-2-82 at Miami) 53 attempts
29	Steve DeBerg, San Francisco (11-16-80 at Miami) 41 att. (includes record 15 consecutive completions)
28	Richard Todd, NY Jets (10-4-81 at Miami) 39 attempts
26	Sonny Jurgensen, Washington (10-13-74 at Wash.) 39 att.
Had Intercepted	
6	Joe Namath, NY Jets (10-19-75 at NY) 8-24-6
5	Mike Phipps, Cleveland (12-24-72 at Miami) 9-23-5
5	Bill Troup, Baltimore (9-10-78 at Baltimore) 15-33-5
5	Ken Stabler, Oakland (12-10-79 at Miami) 23-36-5
Touchdowns	
5	Len Dawson, Kansas City (10-8-67 at KC) 13-23 250 yds.
5	Babe Parilli, Boston (10-15-67 at Boston) 16-20 281 yds.
4	Steve Tensi, San Diego (10-2-66 at San Diego) 9-12 223 yds.
4	Bert Jones, Baltimore (10-9-77 at Baltimore) 18-30 205 yds.
4	Richard Todd, NY Jets (10-4-81 at Miami) 28-39 310 yds.
Receiving Yards	
220	Ron Jessie, Los Angeles (10-3-76 at Miami) 7 catch
182	Stanley Morgan, New England (11-8-81 at NE) 5 catch
177	Reggie Rucker, Cleveland (11-18-79 at Cleveland) 9 catch
173	Theo Bell, Pittsburgh (11-30-80 at Pittsburgh) 4 catch
166	Kellen Winslow, San Diego (1-2-82 at Miami) 13 catch
Receptions	
13	Kellen Winslow, San Diego (1-2-82 at Miami) 166 yds.
10	George Sauer, NY Jets (10-1-67 at NY) 120 yds.
10	Joe Washington, Baltimore (11-11-79 at Miami) 121 yds.
Touchdowns	
3	Jim Whalen, Boston (10-15-67 at Boston) 6-134
3	Billy Cannon, Oakland (11-19-67 at Oakland) 6-99
3	Morris Owens, Tampa Bay (10-24-76 at Tampa) 6-88
3	Sammy White, Minnesota (12-11-76 at Miami) 7-120
Field Goals	
5	Roy Gerela, Houston (9-28-69 at Houston) of 5
4	George Blanda, Oakland (9-23-73 at Oakland) of 4
4	Rick Danmeier, Minnesota (9-16-79 at Minnesota) of 4
Interceptions	
3	Clarence Duren, San Diego (10-30-77 at Miami) 45 yds.
3	Jeff Nixon, Buffalo (9-7-80 at Buffalo) 31 yds.
Kickoff Return yards	
185	Floyd Little, Denver (9-17-67 at Miami) on 5, long 59
159	Harold Hart, Oakland (9-22-75 at Miami) on 3, long 102t
Punt Return Yards	
110	Ron Gardin, Baltimore (11-1-70 at Baltimore) 3 returns

DOLPHINS DEFENSE YEAR-BY-YEAR

Year	Plays	First Downs	Rush Yards	Pass Yards	Total Yards	Total Points
1966	857	237	1510	3101	4611	362
1967	843	269	2145	2835	4980	407
1968	808	240	2172	2712	4884	355
1969	851	206	1489	2637	4126	332
1970	808	226	1453*	2551	4004	228
1971	800	214	1661	2000	3661	174
1972	770*	186*	1548	1749	3297	171
1973	878	195	1991	1290*	3281*	150*
1974	807	208	1624	2182	3806	216
1975	858	224	1768	2021	3789	222
1976	892	268	2411	2670	5081	264
1977	901	227	1749	2233	3982	197
1978	1021	298	2261	2908	5169	254
1979	938	238	1702	2737	4439	257
1980	1062	309	2018	3206	5224	305
1981	1039	296	2032	3331	5363	275

*Team Record for 14-game season (1966-77)



Bob Baumhower earned Pro Bowl honors in 1979 and 1981 as Dolphins won AFC East.

DOLPHINS OFFENSE YEAR-BY-YEAR

Year	Plays	First Downs	Rush Yards	Pass Yards	Total Yards	Total Points
1966	884	200	1410	2048	3458	213
1967	847	212	1323	2336	3659	219
1968	892	247	1704	2402*	4106	276
1969	878	224	1513	2077	3590	233
1970	827	228	2082	1957	4039	297
1971	804	232	2429	1983	4412	315
1972	893	291*	2960*	2076*	5036*	385*
1973	776	215	2521	1582	4103	343
1974	884	272	2191	2084	4275	327
1975	896*	266	2500	2009	4509	357
1976	874	267	2118	2268	4386	263
1977	866	267	2366	1961	4327	313
1978	954	270	2366	2469	4835	372
1979	1006	297	2187	2763	4950	341
1980	1015	284	1876	2688	4564	266
1981	1063	306	2173	3149	5322	345

*Team Record for 14-game season (1966-77)

ATTENDANCE

PAID, REGULAR SEASON

Year	Home Total	Home Average	Road Total	Road Average	All Paid
1966	178,855	25,551	237,430	33,918	416,285
1967	189,840	27,120	239,175	34,167	429,105
1968	209,741	29,963	237,849	33,978	447,590
1969	*226,348	32,335	264,191	37,741	490,539
1970	413,422	59,060	334,422	47,774	747,844
1971	464,658	66,380	403,174	57,596	867,832
1972	544,162	77,737	414,056	59,151	958,218
1973	551,000	78,714	474,400	67,771	1,025,400
1974	537,418	76,774	405,068	57,867	942,486
1975	487,758	69,680	421,918	60,274	909,676
1976	400,109	57,158	426,552	60,936	826,661
1977	369,118	52,731	404,029	57,718	773,147
1978	488,068	61,009	433,205	54,151	921,273
1979	498,080	62,260	495,856	61,982	993,936
1980	422,213	52,777	463,182	57,898	885,395
1981	512,645	64,081	464,333	58,042	976,978

14 games (7 & 7) from 1966 to 1977 and 16 games (8 & 8) since 1978
 *Includes game at Tampa (27,179)

ACTUAL, REGULAR SEASON

Year	Home Total	Home Average	Road Total	Road Average	All Actual
1966	182,428	26,061	243,269	34,753	425,697
1967	202,849	28,978	255,143	36,449	457,992
1968	215,980	30,854	252,291	36,042	468,271
1969	242,815	34,688	269,520	38,503	512,335
1970	440,141	62,877	348,918	49,845	789,059
1971	454,388	64,913	413,194	59,028	867,582
1972	532,005	76,001	421,503	60,215	953,508
1973	442,482	63,212	437,631	62,519	880,113
1974	457,768	65,395	398,968	56,995	856,736
1975	453,353	64,765	401,222	57,317	854,575
1976	358,817	51,260	414,553	59,222	773,370
1977	339,698	48,528	383,253	54,750	722,951
1978	465,251	58,156	421,856	52,732	887,107
1979	455,137	56,892	475,116	59,390	930,253
1980	384,829	48,104	439,024	54,878	823,853
1981	489,292	61,161	459,962	57,495	949,254

14 games (7 & 7) from 1966 to 1977 and 16 games (8 & 8) since 1978

SEASON TICKETS, PRESEASON PAID

Year	Season Tickets	Preseason Paid Home	Preseason Paid Road	Preseason Paid Total
1966	12,503	1- 36,366		
1967	13,050	2- 86,692		
1968	14,924	3-145,257		
1969	17,478	3-140,514		
1970	26,161	4-246,176		
1971	44,834	4-237,753	2- 92,344	6-330,097
1972	69,303	3-222,821	3-161,100	6-383,921
1973	74,961	4-313,411	2-104,550	6-417,961
1974	67,322	3-193,442	3-157,681	6-351,123
1975	49,026	4-213,186	2-107,190	6-320,376
1976	44,494	2-103,338	4-227,598	6-329,936
1977	34,838	2- 81,517	4-218,777	6-300,294
1978	41,456	2- 97,461	*3-142,278	5-239,739
1979	41,140	2- 94,095	2-118,327	4-212,422
1980	38,385	2- 83,331	2-115,230	4-198,561
1981	37,574	2- 82,792	2-102,272	4-185,064

*includes 18,355 in Hall of Fame game at Canton, Ohio

PRESS INFORMATION

Certified newspaper, radio and television representatives should address all requests for working press credentials to:

Public Relations Director

Miami Dolphins, 3550 Biscayne Boulevard, Miami 33137

The Press Gate is located between Gates 9 and 10 on the south side of the Orange Bowl, and access to press parking is NW Third Street at 15th Avenue. Credentials are left with an attendant at the Press Gate two hours before kickoff. Requests for press parking should be made to the Stadium Manager's office at 305-579-6971.

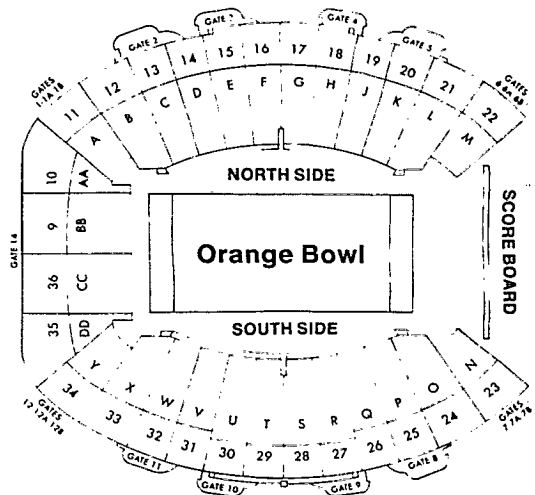
On Level 5 of the pressbox are located the radio booth for the visiting team and the position for coaches' films.

ORANGE BOWL STADIUM

The Orange Bowl has a seating capacity of 75,195 but can be expanded to more than 80,000 seats for the Super Bowl with the addition of bleachers in the east end zone. Five of the first 13 Super Bowls were played in Miami.

Prescription Athletic Turf was installed in March 1976 to replace the Poly-Turf of the previous six seasons.

The stadium was a Works Progress Administration project built in 1937 for \$325,000 with a seating capacity of 25,000. Some 12,000 bleacher seats were added in 1945, and in 1948, double-decking of the north and south stands boosted capacity to 60,000. Some 7,500 seats were added in 1949 with the sale of \$50 non-interest bonds, and capacity reached 68,000 in 1953. The west end zone was decked in 1968 to attain 75,000 seats, and from 1971 through 1976, bleachers in the east end zone (removed in 1977) gave a capacity of 80,045.



DOLPHIN HOTELS ON THE ROAD

Marriott Southeast	(305) 758-7000
Regency	(816) 421-1234
Marriott	(212) 565-8900
son's	(414) 336-0611
cinnati Towers	(513) 352-2121
town Road)	(301) 653-1100
	(415) 562-6100
	(716) 681-2400
	(813) 879-5151
	(617) 267-5300

NATIONAL FOOTBALL LEAGUE

410 Park Avenue, New York, N.Y. 10022
Phone 212-758-1500

AMERICAN CONFERENCE

WESTERN

Denver
Kansas City
Los Angeles Raiders
San Diego
Seattle

EASTERN

Baltimore
Buffalo
Miami
New England
New York Jets

CENTRAL

Cincinnati
Cleveland
Houston
Pittsburgh

NATIONAL CONFERENCE

WESTERN

Atlanta
Los Angeles Rams
New Orleans
San Francisco

EASTERN

Dallas
New York Giants
Philadelphia
St. Louis
Washington

CENTRAL

Chicago
Detroit
Green Bay
Minnesota
Tampa Bay

1982 NFL SCHEDULE

(All times local)

SUNDAY, SEPTEMBER 12			
Atlanta at New York Giants	1:00	Minnesota at Chicago	12:00
Chicago at Detroit	1:00	New England at Buffalo	1:00
Cleveland at Seattle	1:00	New Orleans at L.A. Raiders	1:00
Houston at Cincinnati	1:00	New York Giants at Dallas	3:00
Kansas City at Buffalo	1:00	Philadelphia—Green Bay (Milw)	12:00
L.A. Rams—Green Bay (Milw)	12:00	Pittsburgh at Denver	2:00
Miami at New York Jets	4:00	San Diego at Atlanta	1:00
New England at Baltimore	2:00	MONDAY, OCTOBER 4	
L.A. Raiders at San Francisco	1:00	San Francisco at Tampa Bay	9:00
St. Louis at New Orleans	12:00	SUNDAY, OCTOBER 10	
San Diego at Denver	2:00	Atlanta at Los Angeles Rams	1:00
Tampa Bay at Minnesota	12:00	Buffalo at Baltimore	2:00
Washington at Philadelphia	1:00	Cincinnati at New England	1:00
MONDAY, SEPTEMBER 13		Cleveland at L.A. Raiders	1:00
Pittsburgh at Dallas	8:00	Denver at New York Jets	4:00
THURSDAY, SEPTEMBER 16		Detroit at Miami	4:00
Minnesota at Buffalo	8:30	Green Bay at Chicago	12:00
SUNDAY, SEPTEMBER 19		Houston at Kansas City	12:00
Baltimore at Miami	4:00	Minnesota at Tampa Bay	1:00
Cincinnati at Pittsburgh	1:00	St. Louis at New York Giants	1:00
Dallas at St. Louis	12:00	San Francisco at New Orleans	12:00
Detroit at Los Angeles Rams	1:00	Seattle at San Diego	1:00
New Orleans at Chicago	12:00	Washington at Dallas	12:00
New York Jets at New England	1:00	MONDAY, OCTOBER 11	
Los Angeles Raiders at Atlanta	1:00	Philadelphia at Pittsburgh	9:00
Philadelphia at Cleveland	1:00	SUNDAY, OCTOBER 17	
San Diego at Kansas City	12:00	Atlanta at Detroit	1:00
San Francisco at Denver	2:00	Baltimore at Cleveland	1:00
Seattle at Houston	3:00	Chicago at St. Louis	12:00
Washington at Tampa Bay	4:00	Cincinnati at New York Giants	1:00
MONDAY, SEPTEMBER 20		Dallas at Philadelphia	4:00
Green Bay at New York Giants	9:00	Denver at Houston	12:00
THURSDAY, SEPTEMBER 23		Kansas City at San Diego	1:00
Atlanta at Kansas City	7:30	L.A. Rams at San Francisco	1:00
SUNDAY, SEPTEMBER 26		New England at Miami	1:00
Buffalo at Houston	12:00	New Orleans at Minnesota	12:00
Chicago at San Francisco	1:00	Los Angeles Raiders at Seattle	1:00
Dallas at Minnesota	12:00	Pittsburgh at Washington	1:00
Denver at New Orleans	12:00	Tampa Bay at Green Bay	12:00
L.A. Rams at Philadelphia	1:00	MONDAY, OCTOBER 18	
Miami at Green Bay	12:00	Buffalo at New York Jets	9:00
New York Giants at Pittsburgh	1:00	SUNDAY, OCTOBER 24	
New York Jets at Baltimore	4:00	Cleveland at Pittsburgh	1:00
L.A. Raiders at San Diego	1:00	Dallas at Cincinnati	1:00
St. Louis at Washington	1:00	Detroit at Buffalo	1:00
Seattle at New England	1:00	Green Bay at Minnesota	6-330,097
Tampa Bay at Detroit	1:00	Miami at ...	6-417,961
MONDAY, SEPTEMBER 27		New Or 3-157,681	6-351,123
Cincinnati at Cleveland	9:00	New 2-107,190	6-320,376
SUNDAY, OCTOBER 3		L 4-227,598	6-329,936
Baltimore at Detroit	1:00	7 4-218,777	6-300,294
Cleveland at Washington	1:00	61 *3-142,278	5-239,739
Houston at New York Jets	1:00	J95 2-118,327	4-212,422
Kansas City at Seattle	1:00	4,331 2-115,230	4-198,561
L.A. Rams at St. Louis	12:00	2,792 2-102,272	4-185,064
Miami at Cincinnati	1:00	Time at Canton, Ohio	1:00

SUNDAY, OCTOBER 31

Atlanta at New Orleans	12:00
Buffalo at Denver	2:00
Chicago at Green Bay	12:00
Dallas at New York Giants	4:00
Houston at Cleveland	1:00
Los Angeles Rams at San Diego	1:00
Miami at Los Angeles Raiders	1:00
New England at New York Jets	1:00
Philadelphia at St. Louis	12:00
Pittsburgh at Cincinnati	1:00
San Francisco at Washington	1:00
Seattle at Kansas City	12:00
Tampa Bay at Baltimore	2:00

MONDAY, NOVEMBER 1

Detroit at Minnesota	8:00
----------------------	------

SUNDAY, NOVEMBER 7

Atlanta at Chicago	12:00
Baltimore at New England	1:00
Denver at Seattle	1:00
Detroit at Philadelphia	1:00
Green Bay at Tampa Bay	1:00
Houston at Pittsburgh	1:00
Kansas City at L.A. Raiders	1:00
L.A. Rams at New Orleans	12:00
Minnesota at San Francisco	1:00
New York Giants at Cleveland	1:00
New York Jets at Buffalo	4:00
St. Louis at Dallas	12:00
Washington at Cincinnati	1:00

MONDAY, NOVEMBER 8

San Diego at Miami	9:00
--------------------	------

SUNDAY, NOVEMBER 14

Buffalo at New England	1:00
Chicago at Tampa Bay	1:00
Cincinnati at Houston	12:00
Cleveland at Miami	4:00
Dallas at San Francisco	1:00
Denver at Kansas City	12:00
Green Bay at Detroit	1:00
Minnesota at Washington	1:00
New Orleans at San Diego	1:00
New York Giants at L.A. Rams	1:00
New York Jets at Pittsburgh	1:00
L.A. Raiders at Baltimore	2:00
Seattle at St. Louis	12:00

MONDAY, NOVEMBER 15

Philadelphia at Atlanta	9:00
-------------------------	------

SUNDAY, NOVEMBER 21

Baltimore at New York Jets	1:00
Cincinnati at Philadelphia	1:00
Detroit at Chicago	12:00
Kansas City at New Orleans	12:00
Los Angeles Rams at Atlanta	1:00
Miami at Buffalo	1:00
Minnesota—Green Bay (Milw)	12:00
New England at Cleveland	1:00
Pittsburgh at Houston	12:00
San Francisco at St. Louis	3:00
Seattle at Denver	2:00
Tampa Bay at Dallas	12:00
Washington at New York Giants	4:00

MONDAY, NOVEMBER 22

San Diego at L.A. Raiders	6:00
---------------------------	------

THURSDAY, NOVEMBER 25

Cleveland at Dallas	3:00
New York Giants at Detroit	12:00

SUNDAY, NOVEMBER 28

Baltimore at Buffalo	1:00
Chicago at Minnesota	12:00
Denver at San Diego	1:00
Green Bay at New York Jets	1:00
Houston at New England	1:00
Kansas City at L.A. Rams	1:00
New Orleans at San Francisco	1:00
L.A. Raiders at Cincinnati	1:00
Philadelphia at Washington	1:00
Pittsburgh at Seattle	1:00
St. Louis at Atlanta	1:00

MONDAY, NOVEMBER 29

Miami at Tampa Bay	9:00
--------------------	------

THURSDAY, DECEMBER 2

San Francisco at L.A. Rams	6:00
----------------------------	------

SUNDAY, DECEMBER 5

Atlanta at Denver	2:00
Buffalo—Green Bay (Milw)	12:00
Cincinnati at Baltimore	2:00
Dallas at Washington	4:00
Houston at New York Giants	1:00
Kansas City at Pittsburgh	1:00
Minnesota at Miami	1:00
New England at Chicago	12:00
St. Louis at Philadelphia	1:00
San Diego at Cleveland	1:00
Seattle at Los Angeles Raiders	1:00
Tampa Bay at New Orleans	12:00

MONDAY, DECEMBER 6

New York Jets at Detroit	9:00
--------------------------	------

SATURDAY, DECEMBER 11

Philadelphia at New York Giants	12:30
San Diego at San Francisco	1:00

SUNDAY, DECEMBER 12

Baltimore at Minnesota	12:00
Chicago at Seattle	1:00
Cleveland at Cincinnati	1:00
Denver at Los Angeles Rams	1:00
Detroit at Green Bay	12:00
Miami at New England	1:00
New Orleans at Atlanta	4:00
L.A. Raiders at Kansas City	3:00
Pittsburgh at Buffalo	12:00
Tampa Bay at New York Jets	1:00
Washington at St. Louis	12:00

MONDAY, DECEMBER 13

Dallas at Houston	8:00
-------------------	------

SATURDAY, DECEMBER 18

L.A. Rams at L.A. Raiders	1:00
New York Jets at Miami	12:30

SUNDAY, DECEMBER 19

Atlanta at San Francisco	6:00
Buffalo at Tampa Bay	1:00
Green Bay at Baltimore	2:00
Houston at Philadelphia	1:00
Kansas City at Denver	2:00
Minnesota at Detroit	1:00
New England at Seattle	1:00
New Orleans at Dallas	3:00
New York Giants at Washington	1:00
Pittsburgh at Cleveland	1:00
St. Louis at Chicago	12:00

MONDAY, DECEMBER 20

Cincinnati at San Diego	6:00
-------------------------	------

SUNDAY, DECEMBER 26

Baltimore at San Diego	1:00
Chicago at Los Angeles Rams	1:00
Cleveland at Houston	12:00
Denver at Los Angeles Raiders	1:00
Detroit at Tampa Bay	1:00
Green Bay at Atlanta	1:00
New England at Pittsburgh	1:00
New York Giants at St. Louis	12:00
New York Jets at Minnesota	12:00
Philadelphia at Dallas	3:00
San Francisco at Kansas City	12:00
Seattle at Cincinnati	1:00
Washington at New Orleans	12:00

MONDAY, DECEMBER 27

Buffalo at Miami	9:00
------------------	------

POSTSEASON

Sun., Jan. 2 — Wild-Card Playoffs	
Sat., Jan. 8 — Divisional Playoffs	
Sun., Jan. 9 — Divisional Playoffs	
Sun., Jan. 16 — AFC Championship	
NFC Championship	
Sun., Jan. 30 — Super Bowl XVII	
at Rose Bowl, Pasadena, California	