

14519

**1983 MIAMI
DOLPHIN MEDIA
GUIDE**


**Follow
the action
year round
in**

**dolphin
DIGEST**

Covering the Miami Dolphins and the NFL weekly
since 1972.

For advertising or
subscription
information, call

(305) 883-6153



Media Guide

MIAMI DOLPHINS 1983 SCHEDULE

PRESEASON

Date	Opponent	Time
Aug. 6	at Dallas	8 p.m.
Aug. 13	NEW ORLEANS	8 p.m.
Aug. 19	at Washington	8 p.m.
Aug. 26	at New York Giants	8 p.m.

REGULAR SEASON

Sept. 4	at Buffalo Bills	8 p.m.
Sept. 11	NEW ENGLAND	7 p.m.
Sept. 19	at L.A. Raiders	8 p.m.
Sept. 25	KANSAS CITY	1 p.m.
Oct. 2	at New Orleans	4 p.m.
Oct. 9	BUFFALO BILLS	1 p.m.
Oct. 16	at New York Jets	1 p.m.
Oct. 23	at Baltimore Colts	2 p.m.
Oct. 30	L.A. RAMS	1 p.m.
Nov. 6	at San Francisco	4 p.m.
Nov. 13	at New England	1 p.m.
Nov. 20	BALTIMORE	1 p.m.
Nov. 28	CINCINNATI	9 p.m.
Dec. 4	at Houston	1 p.m.
Dec. 10	ATLANTA	4 p.m.
Dec. 16	NEW YORK JETS	9 p.m.

All Starting Times are Eastern Time
Telephone, Credit Card and
Ticket Information
(Dade) 643-4700
(Broward) 522-4271



MIAMI DOLPHINS

1983 Media Guide

(REVISED)

INDEX

General	Results
All-Time Draft Choice 89-92	1982 Season 102
Club Directory 2	Opponents Series 114-116
Dolphin Honors 129-131	Pre-Season 117-118
Dolphin Radio Network 22	Pre-Season Series 118
Historical Highlights 81-88	Won-Loss Chart 113
Origin of Dolphins 93	Year-By-Year 108-113
Press, Orange Bowl	Rosters
Information 154	All-Time 75-77
Trading History 94-95	Depth Chart 69
Biographies	First-Year 80
Assistant Coaches/Team	Veterans 78-79
Personnel 11-21	Statistics
Dolphin Executives 10	1982 Team, Individual 102-107
Donald F. Shula 69	Attendance 116, 153
Draft Choice Profiles 70-72	"Consecutive" Records 148
Joseph Robbie 3-5	Defense, Offense
Player Profiles 23-68	Year-By-Year 152
Game-By-Game	Individual Performances
1982 Regular Season 96-101 135-136
All-Time Playoffs 119-128	Individual Records 137-144
NFL	Opponents Records 149-151
Schedule 155-156	Team Records 145-147
Various NFL Records 73-74	Year-By-Year Leaders 133-135

On The Cover: The Dolphins' 1982 Most Valuable Player, Andra Franklin.

IN MEMORIAM

Larry Gordon
1954-1983



Larry Gordon played the game of life as well as he played the game of football, and his loss was even more the loss of a friend and a member of the Dolphin family than it was the loss of one of the most gifted football players ever to play for the Miami Dolphins.

Larry died June 25th in Phoenix, Arizona; he suffered a heart attack caused by a rare heart disease while jogging to keep in shape for the coming season.

His memory will remain in the heart of every Dolphin and Dolphin fan forever. We dedicate this book to that memory.



4770 Biscayne Boulevard
Miami, Fla. 33137
TRAINING CAMP
16400-D NW 32nd Avenue
Miami, Fla. 33054
Publicity: (305) 625-7888



**JOSEPH
ROBBIE**
President
and Managing
General Partner



**MIAMI DOLPHINS
CLUB DIRECTORY**

Managed by South Florida Sports Corp.

Downtown Office — (305) 576-1000

President	Joseph Robbie
Vice-President	Elizabeth L. Robbie
Exec. VP & Gen. Manager	J. Michael Robbie
Vice-President, Special Projects and Business Affairs	Donald G. Posa
Recording Secretary	Audrey J. Nessesheim
Corporate Secretary	Timothy J. Robbie
Secretary to the President	Mariam E. Kircher
Traveling Secretary	Bryan Wiedmeier
Dir. of Publicity & Publications	H.R. Horning
Sales Director	Frank Buetel
Controller	Howard F. Rieman
Internal Auditor	Lee Whetsell
Ticket Director	Ross Paul
Asst. Ticket Director	Mary Gallagher
Executive Secretary	Roberta Lowe
Sec'y to VP & Gen. Mgr.	Joan Buetel
Public Relations Secretary	Gayle Baden
Bookkeeper	Doris L. Young
Asst. Bookkeeper	Mary Scharff
Librarian	Ann Lalliotis
Ticket Aides	Mabel Brooker, Carlos Diaz, Kevin Robbie, Gail Eidenire
Accounting Clerk	Roberta Macy
Receptionist	Althea Simpson
Mail Clerk	Guillermo Gonzalez

Training Camp — (305) 625-6491

Vice-President, Head Coach	Donald F. Shula
Asst. Head Coach, Defense	Bill Arnsparger
Assistant Coaches	
Defensive Backs, Punting	Tom Keane
Special Teams, Linebackers	Bob Matheson
Offense, Offensive Line	John Sandusky
Run Defense, Defensive Line	Mike Scarry
Receivers	David Shula
Offensive Backs	Carl Taseff
Strength & Flexibility	Junior Wade
Dir. of Pro Scouting & Administrative Asst.	Charley Winner
Dir. of Player Personnel	Charles T. Connor
Asst. Dir. of Player Personnel	Elbert Dubenion
Trainer	Robert Lundy
Asst. Trainer	Bill Davis
Equipment Manager	Dan Dowe
Equipment Aides	Bill Herman, Bob Monica
Film Manager	Al King
Secretary to Head Coach	Anne Rodriguez
Secretary	Patricia Daley
College Area Scouts	Milt Davis, Mike Cartwright
Team Physician	Dr. Herbert W. Virgin Jr
Asst. Team Physician	Dr. Charles E. Virgin
Medical Consultant	Dr. Edward St. Mary

If, in the vernacular of the younger generation, you want to know where Joseph Robbie is "coming from," you can get an insight from his comments following Super Bowl XVII.

On the airplane returning to Miami after the loss to the Washington Redskins, Robbie took the intercom and told the players and coaches, "... the last time we lost the Super Bowl, we won the next two. I don't see any reason why that feat cannot be repeated."

On the Wednesday following the Super Bowl, Robbie responded to a comment made by the chairman of the Greater Miami Chamber of Commerce at a special meeting of the chamber in honor of the Dolphins at the Omni Hotel. Chairman William S. Ruben said of the Dolphins, "They do more than win football games for this town. They bring us together."

Robbie responded that if the Dolphins united the community, then this was, "... the Super Bowl of the human spirit. I don't want the Miami Dolphins to be No. 1 all by themselves. I want Miami to be No. 1 with them."

There are other comments from Robbie that thread their way from his first days in Miami with the new franchise. Amid constant media "reports" in those early years that Robbie was moving the Dolphins out of Miami, Robbie repeatedly said he not only was not moving the franchise, but that he fully intended that the Dolphins would be champions.

History has proven Robbie right.

The Dolphins are not only one of the most honored teams in all of football: their impact nationally has made them one of the most desirable for the major TV networks to feature on their telecasts. Some NFL franchises rarely appear on the national Monday night game; the Dolphins have had multiple appearances every year for the past decade. The resulting national publicity for all of South Florida is of incalculable value.

While the Miami Dolphins are now firmly established as part of South Florida's history and tradition, it is sometimes overlooked that it simply would not have happened at all except for the initiative, effort, perseverance and vision of one man—Joseph Robbie.

On August 16, 1965, Joseph Robbie was formally awarded the franchise by the American Football League; it was both an ending and a beginning. It was an ending of a year-long effort that had begun when a client of Robbie had asked him to check out the possibility of obtaining a franchise in the AFL in Philadelphia. Robbie had reported that that stadium was in litigation but that Miami was a possibility.

His client was not interested in Miami. Miami had already encountered the failure of a pro football franchise after World War II. The Orange Bowl Committee and the University of Miami seemed to have sole possession of the community's backing. Most critics questioned whether Miami, with the ebb and flow of a large tourist population, would ever support a franchise.

Still, Robbie persisted. It took months of preparation; he convinced his old friend Danny Thomas to become his partner. Robbie gained the support of then Miami Mayor Robert King High. It was the ending of the quest for the franchise and the beginning of the challenge to make it successful.

Robbie was 50 years old at the time; while he was unknown in

the South Florida area, he had already established himself as a multi-dimensional man of substantive accomplishment. He had:

- Run for governor in his home state of South Dakota and been Chairman of the State Democratic Party. He had also served as a state representative in the South Dakota legislature.
- Been an outstanding trial lawyer in Minneapolis-St. Paul and devoted a substantial part of his practice in defending those unable to pay.
- Been a charter member of the Twin Cities Metropolitan Planning Commission and drafted a law passed by the Minnesota Legislature in 1959 that created the Minnesota Municipal Commission over which he presided as chairman for six years until he obtained the Miami Dolphins franchise. That legislation still serves as a model throughout the country.
- Served in World War II as a naval officer after volunteering for service the day following the Japanese attack on Pearl Harbor. He rose through the ranks and participated in five South Pacific theatre invasions and received the Bronze Star for his efforts. He served until late 1945.
- Been student body president at both his first college, Northern State Teachers College at Aberdeen, S.D. and his second, the University of South Dakota at Vermillion, S.D. as well as a national debate champion at the latter. He received his AB and Juris Doctor degree in law from the University of South Dakota. He earlier served as student body president and editor of the student newspaper at Sisseton High School.

In short, Robbie had completed a substantial career before arriving in Florida at age 50 with his wife, Elizabeth, and 11 children in 1966. Yet, it was at that moment that he was about to embark on some of the most challenging years of his life.

He did not have great wealth but as the managing general partner of the Dolphins he had full responsibility in directing the franchise and he was the only person in the operation legally responsible for the team's debts. When the team averaged just over 25,500 their first year, Robbie was too smart not to be concerned, but too brave to show it. In fact, he pointed with pride when attendance each of the next three years increased finally to 32,335. It had been a steady rise but not enough to firmly assure the future of the franchise.

In 1970, he made a bold executive move when he signed a winning NFL coach, Don Shula to coach the Dolphins. The first year under Shula, the Dolphins had a 10-4 record and made the playoffs. They were on their way to becoming one of the truly magnificent flagship franchises in the NFL.

While the battles on the football field naturally captured the fire and imagination of the public, the battles inside the executive suite were played out by Robbie with all the adroitness of Menuhin playing the violin. As the managing general partner, he used the collateral of the franchise itself to fend off a variety of attempts by others to either gain control or to actually move the franchise from Miami.

Robbie himself has said of those years, "If we hadn't been persistent and hadn't been patient; if we hadn't looked down the tunnel and hadn't seen the light, this franchise might have moved. I didn't intend to move and I didn't appreciate constantly having to deny that we weren't here to stay."

Phil Butler, the Chicago banker who made key loans to Robbie during the early struggling years said, "The confounding thing about Joe is that he 'sees' the light at the end of the tunnel when nobody else does, and that's all the assurance he needs."

That assurance was born and bred into Joseph Robbie since his birth July 7, 1916 in Sisseton, S.D. He grew up in a family that was rich in health, intelligence, vitality and the old verities; the Robbies had everything but money. They were survivors who had taken all that the depression and the dust bowl had to deliver, and they remained unintimidated and supremely self-confident. Life was for living; problems were for solving and challenges for great deeds were the spice of it all. After having spent his growing-up years taking and overcoming all that a sometimes

bitter nature could deliver in the plains of Dakota, mere man-made things or grand institutions never overwhelmed Robbie; he had been tempered in the crucible of hard times and would cherish it as a gift.

Not only did Robbie's Dolphins, since the merger with the NFL in 1970, go to four Super Bowls and win two, they won more than 70 per cent of their games including a perfect 17-0 season in 1972. During all of these years, the charitable and philanthropic largess from Robbie has exceeded \$2-million, one of the more intentionally unpublicized activities of his life.

There are scores of letters in Robbie's file from appreciative recipients, but perhaps the sense and tone of them all was captured by a young Sioux Indian who wrote that on the day he had been told he had won a Robbie college scholarship, he had taken a long walk alone on his reservation and wondered, "How does Joe Robbie even know I am here?" He expressed his gratitude and confided that he wasn't quite certain what it was that the Dolphins "did" but he wished them well.

Robbie has contributed not only his money, but his time and talent. Awards, honors and positions stand in eloquent testimony to a side of Robbie that is little known. To name but a few, he has served on the board of governors as Executive Vice Chairman of the St. Jude Children's Research Hospital, the Board of Governors of the Annual Victor Awards for the benefit of the City of Hope National Medical Center; the Board of Directors of United Services Organization, United Way of Dade County; Heart Association of Greater Miami; the Variety Children's Hospital; and Operation Self-Help, Inc. He was Chairman of Catholic Charities for the Archdiocese of Miami for three years.

Within recent years, Robbie has received many honors and awards. He was elected to the South Dakota Sportswriters Hall of Fame and University of South Dakota Hall of Fame; given the C.H.I.E.F. Award by Independent Colleges and Universities of Florida, the Humanitarian Award by Big Brothers/Big Sisters of Greater Miami, the Good Samaritan Award by Variety Children's Hospital and the Horatio Alger award.

When Robbie received the Horatio Alger Award, given to giants of the free enterprise system in recognition of outstanding careers developed through "... personal effort out of hardship," Robbie told the audience of more than 2,000 at the awards ceremony:

"If I were asked to name the award that I would cherish most of any I know about, it would be this one. This to me represents struggle and achievement, and through my life, it has always been my opinion that the struggle itself is equally important and rewarding to the ultimate achievement."

There are other awards from the past, the Timmie Award from the Touchdown Club of Washington in 1974 for the "extraordinary achievement" by the Dolphins over a four-year period (54-11-1); he was named Pro Football Executive of the Year by the Long Island Athletic Club in 1972 and Football Man of the Year in 1971 by both the Football News and the Minutemen Club of the Twin Cities, but Robbie does not dwell on the past.

He has been conferred four honorary doctor's degree by the University of South Dakota, Mount Mary College, St. Leo College and Biscayne College. He was recently appointed a Knight of Malta.

In May of 1983, reflecting his stature among other NFL owners, he was voted a member of the Executive Committee of the NFL Management Council. The council is the key policy-making body of the league. He was re-elected Chairman of the Board of Trustees of Pop Warners Little Scholars in Philadelphia May 18, 1983.

In addition, for more than a decade Robbie has called for a new stadium to be the new home of the Miami Dolphins. Public efforts to finance and build a new stadium have failed thus far, but Robbie has launched a move to determine if such a stadium can be built with funding from private enterprise. It is an enormous challenge; it is the kind of challenge worthy of the man.

**DONALD F.
SHULA**
Head Coach/
Vice-President



Don Shula is the first coach in the history of the National Football League whose teams have won more than 200 regular season games during his first 20 years in the league.

With a winning percentage of .721, Shula coached teams have won 201 games, lost 76 and tied 6—a record not realistically in danger of being bettered for years to come.

Not only was Shula voted the Outstanding Coach of the Decade for the 1970's by the Pro Football Hall of Fame's 25 member selection committee, but he has consistently created teams that are a genuine extension of himself.

Shula's record in 20 years as a head coach in the National Football League needs no hyperbole; the record itself is its own eloquent testimony to the man.

Born 53 years ago in Grand River, Ohio, Shula played at John Carroll University in Cleveland before becoming a defensive specialist as a professional. After seven years as a player with the Cleveland Browns, Baltimore Colts and the Washington Redskins, Shula became an assistant coach in 1958 at Virginia, moved to assistant coach at Kentucky in 1959 and the following year entered the NFL as an assistant coach at Detroit.

Three years later, Shula became head coach of the Baltimore Colts at 33 years of age, and in seven years had compiled a 71-23-4 record, including 13-1 in 1968 when the Colts had the best record in the NFL and played in Super Bowl III.

His record in Miami again speaks for itself; while Shula-coached teams may or may not have super stars, the TEAM itself is often a Super Star in the NFL. In 1970 Shula took a team that had been 3-10-1 in 1969 and turned it around to 10-4 in his first year as Dolphins' coach. His teams at Miami have compiled a 130-53-2 record, including the only unbeaten and untied season (17-0) in NFL history in 1972, and back-to-back Super Bowl Champion teams in 1972 and 1973.

His 1982 team, with only Bob Kuechenberg and Vern Den Herder from the Super Bowl winners of 1972-1973, was a complete rebuilding job. There were no heralded super stars, but the team was—earning its way to Super Bowl XVII with a 7-2 record in the shortened season, and three consecutive playoff victories over the New England Patriots, the San Diego Chargers and New York Jets.

While the Dolphins did not prevail in Super Bowl XVII, they are reigning AFC Champions and the thought that the last time they went to a Super Bowl and lost, they came back the next two seasons to win two consecutive Super Bowls is a dominating theme for the 1983 Dolphins.

With teams in Baltimore and Miami, Shula has built five unbeaten streaks of 10 or more games; no other coach has more than two unbeaten streaks of ten. During his Dolphins' tenure, Shula-coached teams have won or shared first place in the AFC-

East division ten times in 13 years. Their winning record in the Orange Bowl, including playoff games is 92-18-1, including an NFL record 31 game winning streak at home from 1971-74.

In practices, Shula drills for precision, and his methods eliminate errors—his teams have been the least penalized in the NFL for the last 20 years.

Shula has made a mark on the game as an innovator of defensive complexities and situation substitutions, and he has a reputation as a great motivator. Certainly, other coaches can develop brilliant strategy and deliver rousing speeches at halftime. But Shula surpasses the rest in his skill as a teacher.

"If he'd started in chemistry or mathematics," Dolphins owner Joseph Robbie says of Shula, "I think he'd be the best in the business. He can explain things simply-and then through repetition, transfer his knowledge to people as well as anybody."

Twice with the Dolphins, in 1970 and 1977, Shula has deployed five rookies in his starting defense and won 10 of 14 games each season. And for those exigencies brought on by injuries to his starting quarterback, Shula has more solutions. Backup quarterbacks have had a 25-7-1 record under Shula since 1970.

He cultivates a winning attitude in preseason success which measures 32-4-1 at Baltimore and 48-18-3 at Miami.

Shula's resourcefulness is best documented in 1965 when injuries sidelined Colts quarterback John Unitas and Gary Cuozzo, so that halfback Tom Matte wore the "playbook" on his wristband and directed a 20-17 upset at Los Angeles.

In 1971, the Dolphins won their first of four consecutive AFC East titles, and on Christmas Day in Kansas City, pro football's longest game (82 minutes, 40 seconds) ended with Garo Yepremian's winning 37-yard field goal in the second overtime. A week later, the Dolphins stymied the Unitas-led Colts, 21-0, on the same Poly-Turf where Baltimore had won Super Bowl V the previous January.

Dethroning the Colts launched the Dolphins to three consecutive AFC championships—a feat unequalled in either conference since the 1970 merger. But a disappointing 24-3 loss to the Dallas Cowboys in Super Bowl VI filled Shula and his players with greater drive, and in 1972, the Dolphins attracted headlines as the "Greatest Team Ever."

Shula had claimed 38-year old Earl Morrall from the waiver list in April, 1972, recalling Morrall's leadership of the 1968 Colts. When quarterback Bob Griese suffered a broken ankle in the fifth game, Morrall took charge for 11 straight victories. The Dolphins rewrote the NFL rushing record (2,960 yards) and with a regular season record of 105-30-5, Shula became the first NFL coach to win 100 games in his first decade, just as he is now the first NFL coach to have won 200 games in two decades.

Suprisingly, the unbeaten Dolphins were three-point underdogs to the Washington Redskins in Super Bowl VII. Shula elected to go with a healthy Griese, and the Dolphins dominated the Redskins, 14-7, for the coach's first NFL crown.

No less impressive were the 1973 Dolphins, losing only twice in 17 games. The Dolphins set a modern NFL record by allowing only 1,290 yards passing and only five touchdown passes, and they overwhelmed three playoff opponents, 85-33, including a 24-7 rout of the Minnesota Vikings in Super Bowl VIII. Their 1972-73 regular and post season record was 34-2.

"No matter what people are saying, you've got to go out and do it yourself," Shula reminds his players. "You don't win games because you're favored, and you don't lose games because you're the underdog. It's what happens on game day that counts. You've got to think positively and do the things that are necessary to win."



SHULA'S 20-YEAR RECORD

Year	TEAM	W	L	T	Pct.	Finish
1963	Baltimore	8	6	0	.571	3rd, NFL West Conf.
1964	*Baltimore	12	2	0	.857	1st, NFL West Conf.
1965	Baltimore	10	3	1	.769	T-1st, NFL West Conf.
1966	Baltimore	9	5	0	.643	2nd, NFL West Conf.
1967	Baltimore	11	1	2	.917	T1st, NFL Coastal
1968	*Baltimore	13	1	0	.929	1st, NFL Coastal
1969	Baltimore	8	5	1	.615	2nd, NFL Coastal
1970	Miami	10	4	0	.714	2nd, AFC East
1971	*Miami	10	3	1	.769	1st, AFC East
1972	**Miami	14	0	0	1.000	1st, AFC East
1973	**Miami	12	2	0	.857	1st, AFC East
1974	Miami	11	3	0	.786	1st, AFC East
1975	Miami	10	4	0	.714	T-1st, AFC East
1976	Miami	6	8	0	.429	3rd, AFC East
1977	Miami	10	4	0	.714	T-1st, AFC East
1978	Miami	11	5	0	.688	T-1st, AFC East
1979	Miami	10	6	0	.625	1st, AFC East
1980	Miami	8	8	0	.500	3rd, AFC East
1981	Miami	11	4	1	.719	1st, AFC East
1982	*Miami	7	2	0	.777	1st, AFC East

	Regular Season				All Games			
	W	L	T	Pct.	W	L	T	Pct.
Baltimore Total	71	23	4	.745	73	26	4	.728
Miami Total	130	53	2	.708	141	58	2	.706
20-YEAR TOTAL	201	76	6	.721	214	84	6	.714

*NFL runnerup

**NFL champion

SHULA'S UNBEATEN STREAKS

Games	Year	Team and Record at End of Streak
18	1972-73	Miami to 17-0 and 1-0
13	1967	Baltimore to 11-0-2 (ties on 5th and 6th games)
11	1964	Baltimore to 11-1
10	1968	Baltimore to 15-1
10	1973	Miami to 11-1
9	1965	Baltimore to 9-1-1 (tie on 9th game)
8	1971	Miami to 9-1-1

SOUTH FLORIDA MEDIA

The Dolphins receive daily coverage by eight newspapers and six TV stations in a three-county area plus frequent coverage by other South Florida media outlets.

Five writers cover the Dolphins on a daily beat—Larry Dorman, Miami Herald; Andy Cohen, Fort Lauderdale News & Sun-Sentinel; Leo Suarez, Miami News; Cathy Zei, Hollywood Sun-Tattler, and Dave George, Palm Beach Post.

South Florida columnists include Edwin Pope and Bob Rubin, Miami Herald; Tom Archdeacon, Miami News; Bernie Lincicome, Fort Lauderdale News & Sun-Sentinel; Steve Hummer, Palm Beach Post; and Ed Plaisted, Hollywood Sun-Tattler. Other regular writers include Gary Long, Miami Herald; Charlie Nobles, Miami News; Tom Curtis, Dolphin Digest; Fred Goodall, Associated Press; Les Kjos, United Press International; Luis Perez, El Miami Herald; and Gregg Harr, Palm Beach Evening Times.

Miami's TV coverage is the most extensive in the NFL with Terry Chick (WTVJ-4), Chuck Dowdle (WPLG-10), Frank Forte (WPLG-10), Jim Gallagher (WPEC-12), Buck Kinniard (WPTV-5), Andy Liscano (WSVN-7), John Loesing (WCIX-6), Rick Powers (WPTV-5), Bernie Rosen (WTVJ-4), Steve Ruskin (ESPN), Hector Salazar (WLTU-23), Tony Segreto (WTVJ-4), Larry Sugarman (WPLG-10), Lee Webb (WSVN-7), Dave Willingham (WSVN-7) and Dave Wirth (WPEC-12).

Today he takes an active role in NFL leadership, serving since 1975 on the select four-man NFL Competition Committee. Improved safety in pro football has become a major goal for this committee, which evaluates and recommends changes in playing rules.

As consumed as he is by football, Shula remains a devoted family man. He and the former Dorothy Bartish, married July 19, 1958 have five children—two boys and three girls, David 24, Donna 22, Sharon 21, Annie 19, and Michael 18.

David Shula, the 1977 saluatorian at Hollywood Chaminade High, broke all pass receiving records at Dartmouth College. In three seasons, the Dartmouth co-captain caught 133 passes for 1,822 yards and nine touchdowns. He succeeded as a free-agent wide receiver with Baltimore in 1981 and led the Colts in punt returns. He joined the Dolphins staff in 1982 as an assistant coach and will be receivers coach this year.

"He's never pressured me at all to do anything, whether it was baseball or soccer or football or whatever," David Shula says of his father. "It was always my own initiative. If I was interested in it, then my dad would always say, 'If you want to do it, that's great; but give it your all and don't come out a quitter. You can't always come out a winner, but you can always give it your best'."

Shula's son Michael, an all state quarterback from Columbus High School who led his team to the state finals, has received a football scholarship to the University of Alabama.

Shula's daughter Donna attends Biscayne College, Sharon attends Florida State Law School, and Annie attends Florida State University.



J. MICHAEL ROBBIE

**Exec. Vice President
and General Manager**
10th NFL Season, 10th with Dolphins

J. Michael Robbie is the Dolphins' executive in charge of the day-to-day operations of the Dolphin front office.

His responsibilities include all aspects of contractual negotiations, administration and financial management of the franchise. He started with the organization in the ticket office in September, 1971 and was promoted to ticket director for the 1974-75 seasons.

He took a three-year leave from the Dolphins to complete his Law degree at the University of South Dakota and in October 1978 he was named to his present position. Michael, 35, has a working knowledge of all of the complex operations of an NFL franchise and has represented the Dolphins at NFL meetings since 1980.

Michael, who also has a B.S. degree in mechanical engineering from Notre Dame, is the fourth-oldest of 11 Robbie children. He was born Jan. 6, 1948 in Mitchell, S.D. and was raised in Minneapolis when Joseph Robbie moved there in 1951. He earned his J.D. and M.B.A. degrees from South Dakota in May 1978 and was admitted to the South Dakota Bar. He graduated in 1966 from De LaSalle High School in Minneapolis.

He and his wife Dwyn live in Miami Shores.



DONALD G. POSS

**Vice President—
Special Projects
and Development**
1st NFL Season, 1st with Dolphins

Donald G. Poss, who supervised and directed the creation of the Hubert H. Humphrey Metrodome which opened in the spring of 1982 in Minneapolis, joined the Dolphins full time February 15, 1982.

Joseph Robbie has assigned Poss executive functions in the front office, but his major assignment is to help plan the financing, design and construction of a new stadium in South Florida.

Poss, a former Minneapolis suburban city engineer, city manager and public works director for 22 years, was the chief executive officer of the Minnesota Sports Facilities Commission (MFSC) which supervised the building of the Metrodome.

During the five years that Poss served with the MFSC, he negotiated every major agreement and contract which resulted in completing the Metrodome on time and within budget.

Poss is a 1955 engineering graduate from the University of Wisconsin. He lives in Miami Beach pending securing a permanent home in South Florida for his wife Ann and their children.



BILL ARNSPARGER

Asst. Head Coach, Defense
20th NFL Season, 12th with Dolphins
Born Dec. 16, 1926

Bill Arnsparger who has been the mastermind of the Dolphins defense for ten of the past 13 seasons, once again turned out a team last season that led all other AFC teams in scoring defense — the eighth time in his ten full seasons with Miami that they have ranked either first or second in that category.

In addition, last season the Dolphins were number one in total defense and pass defense, though their defense against the run (24th in the NFL) will be the subject of a concentrated effort this season.

As one writer described Arnsparger, "there is nothing to suggest his is one of the finest minds in the National Football League — **except his record.**"

Players who execute Arnsparger's system say it's too complicated to explain in layman's terms, and even the low-key Arnsparger will say it takes, "about a year" to learn.

Versatility on the part of the players is one needed ingredient to make the system work; it's not just enough for the defensive man to control the block, he must move the block; not enough to pursue, but to make the tackle; not enough to move in the flow of the run, but to impede the runner's access.

Former New England Patriots' Head Coach Chuck Fairbanks, has said, "We've seen more than 40 defensive coverages in one Miami game film, and that's three times as many as we see from any other team."

While the system may defy ordinary description, Arnsparger in commenting on the "No Name" defense of the early 1970's or the "Killer B's" defense of the early 80's, has said, "whether it was then or now, we have been lucky to have guys playing defense for us who want to improve. If a player doesn't want to try to keep on bettering himself, he is not our kind of defensive player."

Arnsparger earned a game ball in Super Bowl VIII after that team permitted only 150 points and set modern NFL records of 1,290 yards passing and five TD passes. It was following Super Bowl VIII that Arnsparger left the Dolphins for two seasons as the head coach of the New York Giants; when that didn't work out, Coach Shula had him back with the Dolphins within days of his availability.

Arnsparger and Shula were assistants together under Blanton Collier at Kentucky. He was assistant under Shula at Baltimore 1964-69, joined Shula at Miami 1970-73 and then returned from the New York Giants to the Dolphins in mid-season of 1976.

He also worked 14 years in college coaching — Miami, Ohio (1950); Ohio State (1951-53); Kentucky (1954-61) and Tulane (1962-63).

Arnsparger and his wife Betty Jane (married 8-24-57) live in Miami Lakes with their son David (8-6-65) and daughter Mary Susan (2-29-68).



TOM KEANE

Defensive Backs, Punting
20th NFL Season, 18th with Dolphins

Born Sept. 7, 1926

Dolphins fans who can trace their first season tickets back to 1966 are rare, but Tom Keane is the only member of the coaching staff who can claim to have been with the Dolphins from their first preseason game in 1966.

Keane, a former All-Pro safety for the Baltimore Colts in 1953, is coming off one of his finest seasons ever, with his players establishing a 1982 league-tying 19 interceptions during the regular shortened season and then performing brilliantly in the playoff games with 14 interceptions for 127 return yards. They also helped establish a Dolphins' record six interceptions against the Buffalo Bills Nov. 21, 1982 at Buffalo to preserve the Dolphins' undefeated record in the first game following the NFL Players' strike.

The Dolphins had five interceptions for 54 return yards against Dan Fouts and the San Diego Chargers Jan. 16, 1983 in a playoff game and then followed that with five more interceptions against Richard Todd and the New York Jets Jan. 23, 1983 to help clinch the AFC Championship.

Keane, 57, is one of only three current NFL assistants who have coached with the same club as long as 17 years — Jim Myers (1962-83) and Ernie Stautner (1966-83) of Dallas are the only others. Last year's regular season of nine games makes comparisons difficult, but the Dolphins intercepted passes at the rate of 2.11 per game and that rate would have topped their NFL-leading 32 thefts in the 16 regular-season games of 1978. The Dolphins' 14 interceptions in the four '83 playoff games averages an impressive 3.5 interceptions per game.

Keane still holds the Colts' record for the most interceptions in one season — 11, and he also averaged 42.8 yards punting. He held the ball for Bert Rechichar's 56-yard field goal which stood as an NFL record for 17 years.

His collegiate credentials shone as a freshman as he was QB and tailback for unbeaten Ohio State in 1944; after almost two years in the U.S. Navy, he returned to school to play his junior year at West Virginia. He skipped his senior year of college and was drafted by Los Angeles (1948-51); he spent a year with the Dallas Texans (1952) and went to Baltimore (1953-54) in the franchise move. In 1955, his playing career was ended when he suffered a knee injury while playing for the Chicago Cardinals in a preseason game.

He coached with the Cardinals (1957) and the Calgary Stampeders (1960) of the Canadian Football League. Keane returned to the United States as head coach of the Wheeling Ironmen of the United Football League and after winning two championships, he moved to Pittsburgh (1965) as an assistant. He joined the Dolphins staff of George Wilson in 1966 and was retained by Shula in 1970.

Keane and his wife Mary (married 7-5-52) have two daughters, Candi and Mary, and two sons, Tom and Tim. He was honored in early 1982 by the Ohio Valley's Dapper Dan Club as its Man of the Year along with Philadelphia Eagles' assistant Fred Bruney.



BOB MATHESON

Special Teams
1st NFL Season, 1st with Dolphins

Born Nov. 25, 1944

Bob Matheson, who played 14 years as a linebacker in the NFL (10 with the Dolphins), joined the Dolphins in February, 1983 as an assistant coach in charge of special teams. He will also work with Dolphin linebackers.

Matheson, a name associated with the Dolphins during their heralded Super Bowl years in the early 70's, was an assistant coach at Duke University for two years following his retirement in 1980. He joined the Dolphins in September, 1971 from Cleveland for a second-round draft choice. He became the catalyst in the development of the three-man defensive line and a fourth linebacker in passing situations — having the option to blitz the quarterback or retreat into pass coverage.

The so-called "53 Defense" was named not only for Matheson's number, but also for the five short zones and three deep zones in pass defense that the system created.

He was an all-conference linebacker at Duke from 1964-66 and was the Cleveland Brown's top draft pick in 1967. He played in three Super Bowls for the Dolphins; he joined the staff of Duke University in 1980 and was coach of the linebackers. He was treated for Hodgkin's disease in late 1982, and the disease is now in remission.

He and his wife Pam (married 6-17-67) live in Hollywood, FL, with sons Todd (8-19-70), Drew (8-24-73) and daughter Jill (1-21-77).



JOHN SANDUSKY

Offense, Offensive Line
25th NFL Season, 8th with Dolphins

Born Dec. 28, 1925

John Sandusky, who has coached for more than a quarter of a century in the NFL, directs a Dolphins' offensive line that led the NFL in rushing in the 1970's and shows every sign of being among the leaders in the 1980's.

A forthright perfectionist, his role with the Dolphins is vital; they are a team — a rarity in the present NFL — that in 1982 rushed for almost exactly as much yardage as they gained from the passing game, 1,344 yards rushing and 1,314 passing. That requires strong blocking, and Sandusky fashions players on the offensive line five-man front who are among the best in the NFL.

Sandusky, who has had more NFL coaching experience than any other member of the Dolphins' coaching staff by five years,

was the offensive line coach under Don Shula for seven years (1963-69) with Baltimore. When Shula signed with the Dolphins, he tried to bring Sandusky to the team in 1970, but the Baltimore coaching staff was restricted. Sandusky stayed with the Colts to coach the defensive line and was with them from 1970-72, including the Colts Super Bowl V victory under Head Coach Don McCafferty.

Sandusky, 57, has the unique distinction of having participated in four different capacities in the now-defunct College All-Star game in Chicago. He played with the All Stars in 1950, coached the offensive line in 1958, played with the NFL champion Cleveland Browns against the All Stars in 1951 and 1955 and coached the Baltimore Colts' offensive line against the All Stars in 1969 and the Colts' defensive line in 1971.

His first NFL coaching assignment was with the Colts as assistant defensive line coach under Weeb Ewbank. He has spent seven years on defense and 18 years coaching offense.

Early in 1972, following the firing of Coach McCafferty, Sandusky was head coach of the Colts and recorded a 4-5 record with the same team than had gone 1-4 under McCafferty. Two of Sandusky's defeats came at the hands of the undefeated Dolphins. From 1973-75, Sandusky spent three years as assistant coach of the Philadelphia Eagles' offensive line.

In his college career, he had been an All-American tackle from Villanova. As an NFL player, he went both ways at tackle for Cleveland (1950-55) when the Browns played in six consecutive NFL championship games, winning three titles. Sandusky spent one year with the Green Bay Packers (1956) and began his coaching career as a Villanova assistant, 1958-59.

He and his wife Ruth (married 3-31-51) live in Cooper City and they have raised four sons and a daughter — John, James, Ruth, Joe and Gerry. Joe died of complications from pneumonia in 1978 while a sophomore at Tulsa University.



MIKE SCARRY

Run Defense,

Defensive Line

17th NFL Season, 14th with Dolphins

Born Feb. 1, 1920

Mike Scarry, whose coaching career has spanned five decades, has tutored a consistently solid defensive line for the Dolphins since 1970. His run defense in the last four seasons (1978-82) surrendered only 54 touchdowns rushing in 73 games, which ranks third-best in the NFL.

Scarry has guided the giants of Dolphin defense including Bill Stanfill, Bob Heinz, Vern Den Herder, Bob Baumhower and Doug Betters. His defenders put a stranglehold on opponents in 1979, keeping nine foes under 100 yards rushing and ranking second in the NFL with a 106.4-yard average yield. The previous highest ranking was third in 1972 with a 110.6-yard average.

In their last four seasons of reaching the playoffs (1978-82), the Dolphins permitted either none or one touchdown in 31 of 57 regular-season games. The Dolphins have topped 40 quarterback sacks three times under Scarry — 45 in 1973, 40 in 1975 and 41 in

1978. Miami also led the NFL with 14 shutouts during the 1970's.

Scarry, 63, was elected to the NAIA Hall of Fame in 1964 in recognition of his playing days as a center and linebacker at Waynesburg (Pa.) College. He played the first game ever televised (Waynesburg vs. Fordham in New York, 1939). After two years in the Army, "Mo" was center for the Cleveland Rams (1944-45) in the old All-America Football Conference.

He began an 18-year college coaching career at Western Reserve (1948-49) and moved to Santa Clara (1950-52), Loras (1953), Washington State (1954-55) and Cincinnati (1956-62) before becoming head coach at Waynesburg (1963-65). His Yellow Jackets posted a record of 17-8-1 including two West Penn Conference titles, and he recruited and developed the Waynesburg squad which went unbeaten and won the NAIA championship in 1966.

Scarry moved into the pro ranks with the Washington Redskins (1966-68) under Otto Graham, and he spent the 1969 season as a scout for San Francisco before joining the Dolphins in 1970.

In 1969 he was named to the Waynesburg College Hall of Fame for both football and basketball.

He and his wife Elizabeth (married 1-27-43) live in Miami and have eight children, five boys and three girls—Sally Beth, Mike, Patricia, Tom, Maggie, John, Jim and Dennis.



DAVID SHULA

Receivers

2nd NFL Season, 2nd with Dolphins

Born May 28, 1959

David Shula, hired on a temporary basis following the departure of Assistant Coach Wally English as head coach at Tulane University last December, was named a permanent member of the coaching staff in January, 1983.

He was the youngest assistant coach in the NFL at the time of his appointment. He had to decide whether to return to law school in Baltimore last January or to pursue a coaching career.

Following an outstanding high school career at Hollywood Chaminade High School, he broke all pass receiving records at Dartmouth College. In three seasons, the Dartmouth co-captain caught 133 passes for 1,822 yards.

He was signed as a free agent by the Baltimore Colts and stayed with the team through 1981 and led the Colts in punt returns. He was married (wife Leslie) in June 1982 and they live in Miami.

Don Shula on his sideline department

I think I've quieted down some as I've gotten more experience. But I'm still very involved and very emotional. . . I want to do the things that brought me this far. You put so much into it; it's natural that it comes out. I'd rather have it come out than be sitting here with ulcers.



CARL TASEFF

Offensive Backs

17th NFL Season, 14th with Dolphins

Born Sept. 28, 1928

Joined Dolphin Head Coach Don Shula, with whom he had played both college and professional ball, shortly after Shula had taken the head coaching job with the Dolphins in 1970.

Taseff, who has been in charge of the Dolphin offensive backfield since 1970, saw his Dolphins ranked fifth in NFL rushing in the 1982 season with an average of 149.3 yards per game. The Dolphins' offense last year was almost perfectly balanced between running and passing (50.56% total yards rushing and 49.44% passing).

Since 1970, Taseff has coached 11 different running backs who have gained more than 500 yards rushing. He is the "constant coach," stressing fundamentals, technique and toughness.

Andra Franklin, who gained 701 yards rushing in nine games last season, would have become Taseff's fourth Dolphin to have exceeded 1,000 yards rushing in a full regular season if he had maintained his average of 77.9 yards rushing per game.

In addition to his coaching duties the first three years with the Dolphins, Taseff also scouted Dolphin opponents. From 1968-69, he worked for the scouting combine CEPO.

Taseff played nine years for the Baltimore Colts (1953-61) at left cornerback and set Colt records with a 90-yard punt return for a touchdown against Green Bay Oct. 14, 1956 (four returns for 148 yards). He also holds an NFL record with a 99-yard return of a Walt Michaels field-goal attempt Dec. 12, 1959 against the Los Angeles Rams. His career marks were 112 punt returns for 286 yards — and he never fumbled a punt.

Both Shula and Taseff played in the same backfield for Coach Herb Eisele at John Carroll University in Cleveland, Ohio. Taseff scored 20 touchdowns in 1950. The two were roommates with the Cleveland Browns (1951-52) and at Baltimore (1953-56).

In 1962, Taseff concluded his career with Buffalo in the American Football League and later became a defensive coach with the AFL Boston Patriots (1964) and the Detroit Lions (1965-66) under Harry Gilmer.

Taseff and his wife Lucy (married 11-18-78) live in Pembroke Pines. He has two daughters, Cynthia Sue and Susan, by a previous marriage.



JUNIOR WADE

Strength & Flexibility

9th NFL Season, 9th with Dolphins

Born Feb. 2, 1947

After eight years as the Dolphins' assistant trainer, Junior

Wade received a promotion to the coaching ranks — in charge of strength and flexibility.

In addition to being in charge of the team's off-season conditioning program, Wade will also help with special teams coaching. He joined the Dolphins in 1975 after being head baseball coach at Davidson College and leading them to their best record (21-15) in their history. He had worked in Dolphin pre-season camps in 1973-74 while serving as an assistant trainer at Davidson. He was a three-year letterman at South Carolina State and earned a master's degree in education. Coach Shula, when he announced Wade's promotion, praised Wade's work. Wade often works out with injured players by putting himself through the same rehabilitation of running and weightlifting prescribed by trainer Bob Lundy and/or the Dolphin doctors.

He and his wife Constance (married 12-13-70) live in Hialeah with their son Aaron (2-25-72).



CHARLEY WINNER

Director of Pro Personnel and Administrative Assistant

29th NFL Season, 3rd with Dolphins

Born July 3, 1925

Charley Winner, who has had two head coaching jobs in the NFL in the past 29 years, was hired three years ago as the Director of Pro Personnel. He was promoted this past year to Administrative Assistant and has negotiated contracts with free agents and some draft choices.

Winner also scouts upcoming opponents for the Dolphins during the regular season and provides analysis of NFL talent in waiver and trade procedures.

He was a former coach of Don Shula in the mid-1950's at Baltimore and spent 12 years as a defensive coach under Weeb Ewbank and later, Shula. Winner became head coach at St. Louis (1966-70) where he developed quarterback Jim Hart and his 1966 team set club records on defense which still stand, i.e., most quarterback sacks (52) and fewest yards rushing (85.1 yards per game). The Cardinals were 35-30 in his five seasons.

Winner was also head coach of the New York Jets during 1974-75, and had a 9-14 record. From 1971-72, he was assistant at Washington under George Allen and an assistant under Ewbank with the New York Jets in 1973. He worked for a cable TV firm in 1980 before joining the Dolphins.

Winner was a radio operator and gunner in the Air Force in World War II, and played halfback at Washington University in St. Louis where he was graduated in 1949. Before joining Ewbank at Baltimore in 1954, he was an aide at Washington (1948-49) and Case Tech (1950-53).

He and his wife Nancy (married 6-23-50) have two daughters, Cinda and Lisa.



CHUCK CONNOR

Director of Player Personnel
6th NFL Season, 6th with Dolphins

Born July 7, 1937

After six consecutive Dolphin drafts, Chuck Connor has selected more than 30 players on the current Dolphin roster at the start of the 1983 season. Not only have his choices been instrumental in rebuilding the defensive secondary (tied with most interceptions for 1982 season in the NFL), but the offensive line is now regarded as one of the finest in the NFL.

Because of last year's shortened season, few 1982 draft choices saw much playing time and Head Coach Don Shula said both the 1982 and 1983 choices would be competing head to head for places on the 45-man squad this year. Some of Connor's more successful draftees have been Dwight Stephenson at center; Jeff Toews at guard; Tom Vigorito, a running back; Andra Franklin, fullback; Uwe von Schamann, placekicker; Don McNeal, cornerback; and David Woodley, quarterback — to name but a few.

Connor replaced Bobby Beathard in February, 1978. He had spent the previous three football seasons scouting for BLESTO, which provides college player evaluations to NFL teams.

In 1977, Connor had been promoted to regional scout and his territory included Florida, Georgia, Alabama, Tennessee, North and South Carolina, Louisiana, Mississippi and Arkansas.

He was a two-way end at the University of Cincinnati (1955-59) before he started a 15-year coaching career at Montour High near Pittsburgh. He got his introduction into the world of NFL scouting by doing player evaluations from films for the Pittsburgh Steelers while still holding his coaching position at the high school. In 1974, Connor combined his coaching job in the high school with a coaching job at Carnegie-Mellon University in charge of the defensive secondary.

He moved his family from McKees Rock, Pa., to Stone Mountain, Ga., near Atlanta to work for BLESTO.

He and his wife Dorothy (married 6-27-59) have four children — Chuck (4-23-60), Mike (1-16-65), Karen (6-20-66) and Scott (7-29-76).



BOB LUNDY

Trainer
17th NFL Season, 17th with Dolphins

Born March 28, 1936

Bob Lundy is another Dolphin training camp veteran who has been with the team all but one season since it was established in 1966. Lundy, who is one of the very few NFL trainers ever to

receive a game ball, joined the Dolphins in their first season at the request of Head Coach George Wilson.

He was retained in 1970 when Don Shula took over and aside from taking a year off in 1973 (to sell real estate), he has been the Dolphins' trainer throughout the history of the franchise.

Lundy, 47, graduated from Boston University in 1958 and was assistant trainer at Indiana University while a graduate student. He was head trainer at Detroit University from 1960-63 before becoming full time assistant trainer for the Detroit Lions from 1964-1966.

His off-season training and flexibility program, helped by former assistant and now assistant coach Junior Wade, is credited with keeping Dolphin injuries at a minimum. While Lundy emphasizes that all treatments are prescribed by team doctors, he is the person in charge of seeing to it that the players conform. It is also Lundy's decision, to a large extent, that determines whether a player is ready to resume practice.

He and his wife Alice (married 6-2-62) live in Miami with their three sons Bobby (3-30-63), Billy (6-30-66) and David (1-30-70).



BILL DAVIS

Assistant Trainer

1st NFL Season, 1st with Dolphins

Born April 8, 1954

Bill Davis joined the Dolphins on a full-time basis as assistant trainer this past May. He will aid Bob Lundy with injury treatment and rehabilitation of Dolphin players.

Davis previously worked with the Dolphins as a training camp assistant to Lundy from 1975-79. While attending college at Davidson, Davis also helped current Miami Assistant Coach Junior Wade while Wade was baseball coach and assistant trainer at the North Carolina school.

Davis received his B.A. degree from Davidson in 1976, and earned his NATA certification the following year. He got his master's degree in health and physical education in 1978 from Tennessee Tech. In the fall of '78, Davis was named Athletic Trainer For Men at the University of Tennessee-Martin, a position he held until accepting his current post.

Davis is single and resides in Miami.



DAN DOWE

Equipment Manager

18th NFL Season, 18th with Dolphins

Born Sept. 16, 1924

Dan Dowe started with the Dolphins as assistant equipment manager in 1966, the Dolphins' first year, and was promoted to equipment manager in 1969.

He has become a legendary presence in the Dolphins' locker room not only because he has been with the franchise from its very start, but also because he lends an appropriate levity with his pranks on both players and coaches. Fans and players from the past and present turned out en masse for a formal "roast" of Dowe in 1978.

He is a specialist in footgear and equipment and the Dolphins have never suffered a disadvantage by not having had the right equipment packed for different weather conditions while on the road.

He is a native of Brighton, Mass., and served on board the USS Forest in World War II — a ship that was hit by a Kamikaze plane in action off Okinawa. As a civilian, he worked for a time at an industrial electronics firm in Boston and subsequently as a police officer in Bal Harbor, Florida.

Dowe and his wife Virginia (married 6-8-57) live in Hollywood Hills with their son, Darin (9-14-69).



MILT DAVIS

College Scout

6th NFL Season, 6th with Dolphins

Born May 31, 1929

Milt Davis has been scouting for the Dolphins in the Western states since 1978 and for other NFL teams since 1967.

He has his doctorate in administrative education from UCLA, and is a counselor and biology professor at Los Angeles City College.

Davis, who is an avid bird watcher, played four seasons (1957-60) with the Colts and twice tied for the NFL lead in interceptions, including 10 as a rookie. He was with the Colts when they defeated the New York Giants twice in title games (1958-59) and he had 27 career interceptions.

Davis lives in Los Angeles with his wife Yvonne and their three children Allison (2-19-59) and twins Brian and Hilary (5-21-62).



ELBERT DUBENION

College Scout

5th NFL Season, 5th with Dolphins

Born Feb. 16, 1935

Elbert Dubenion has been on the Dolphins' scouting staff since the 1979 draft and his main responsibility has been the northern tier of states, including the Big Ten and the Big Eight.

He had a nine-year playing career with the Buffalo Bills and

then spent the next ten years scouting for the franchise.

Dubenion still holds the Buffalo career receiving record with 296 receptions for 5,034 yards and 35 touchdowns. In 1964 he caught 42 passes for 1,139 yards and 10 touchdowns and the Bills won the AFL title.

He and his wife Marilyn (married 6-8-59) live in Westerville, Ohio, near Columbus, with their four daughters—Debbie (3-1-61), Carol (1-8-63), Susan (10-8-65) and Lisa (2-16-67).



MIKE CARTWRIGHT

College Scout

5th NFL Season, 1st with Dolphins

Born Feb. 12, 1946

Mike Cartwright joined the Dolphins this season after working for BLESTO as an area scout from 1979-81, and then as a regional scout last year. His Dolphin responsibilities will mainly encompass the midwestern states.

Cartwright originally broke into scouting with the San Francisco 49'ers, working for Pro-Line. He is a former high school teacher and coach in the Cheyenne, Wyoming school system. He graduated from the University of Wyoming with a B.S. in physical education and biological science.

He was married Sept. 25, 1974 and has three sons — Chad (12-64), Brad (12-30-68), and Jeremy (4-25-67).



The Dolphin "brain trust" in scouting college talent. (L to R) Chuck Connor, Elbert Dubenion, Mike Cartwright, and Milt Davis.



DOLPHINS RADIO NETWORK

Rick Weaver, an outstanding play-by-play broadcaster recognized throughout the NFL, will be calling the Dolphins' action for his 13th season in 1983. He is sports director of WIOD (610 AM), which has originated Dolphin broadcasts since the team's inception in 1966. Veteran newsman Henry Barrow and sports analyst Hank Goldberg will provide color commentary.

Cities on the Dolphin network:

Atlantic Beach	WEXI	1280
Avon Park	WWOJ	106.3FM
Bartow	WBAR	1460
Belle Glade	WSWN	93.5 FM
Bradenton	WOFN	1490
Brunswick, GA	WEXI	1280
Cape Coral	WINK	1240
Clearwater	WPLP	570
Clermont	WWFL	1340
Clewiston	WSWN	93.5FM
Cocoa Beach-Cocoa	WEZY	1350
Crestview	WCNU	1010
Dade City	WDCF	1350
Daytona Beach	WNDB	1150
Disney World	WKIS	740
Englewood	WEEJ	100.1FM
Fort Lauderdale	WIOD	610
Fort Myers	WINK	1240
Fort Pierce	WFTP	1330
Haines City	WIPC	1280
Hollywood	WIOD	610
Jacksonville	WEXI	1280
Key West	WKIZ	1500
La Belle	WPHG	92.1 FM
Lake Wales	WIPC	1280
Maraton	WKIZ	1500
Marco Island	WNOG	1270
Miami	WIOD	610
Naples	WNOG	1270
Ocala	WTMC	1290
Orlando	WKIS	740
Ormond Beach	WNDB	1150
Palm Beaches	WIOD	610
Palmetto	WOFN	1490
Port Charlotte	WEEJ	100.1 FM
Punta Gorda	WEEJ	100.1FM
Quincy	WCNH	1230
	WWSD	101.7FM
Sanford	WKIS	740
Sarasota	WOFN	1490
Sebring	WWOJ	106.3FM
South Bay	WSWN	93.5FM
St. Augustine	WEXI	1280
St. Petersburg	WPLP	570
Stuart	WSTU	1450
Tallahassee	WCNH	1230
	WWSD	101.7FM
Tampa	WPLP	570
Titusville	WEXY	1350
Vero Beach	WTTB	1490
West Palm Beach	WEAT	850
Winter Haven	WIPC	1280



Player Profiles

SPANISH BROADCAST

South Florida's populous Latin community will be able to hear Dolphin broadcasts in Spanish for 1983.

WQBA-FM, known in the trade as Super Q, will originate the Spanish broadcasts. Super Q is located at 108 on the FM dial.

George Cunill will handle the play-by-play. Cunill has done Dolphin reporting on Super Q for five seasons, and he also publishes Vida de Club, a magazine aimed at Latin club activities. Cunill will be joined by Rene Giraldo and Eduardo Lujan.



GEORGE CUNILL



BILL BARNETT
Defensive End/Tackle **70**

6-4½, 260 Nebraska
 4th Year (D3, 1980)
 Born May 10, 1956

Remarkably quick and strong lineman who has gained starting right end position on the Dolphins in both the 1981 and 1982 seasons until sustaining injuries that knocked him out of both seasons . . . in 1981, after two outstanding games, he suffered a contusion of the lower right leg and hemorrhaging forced an operation . . . in 1982 Barnett had a total of 13 tackles and assists in first four regular season games, then was injured early in the Minnesota Vikings' game . . . an operation to repair torn ligaments in his left ankle was successful, but he missed the rest of the season . . . he was on special teams in 1980 and earned a game ball when he blocked a punt by Pat McInally, a block that set up winning field goal . . . spent the offseason in Nebraska . . . Strength and Flexibility Coach Junior Wade said Barnett appeared in top condition during May, 1983 mini-camp . . . third round draftee, 75th player in 1980.

COLLEGE, PERSONAL: He was a late bloomer at Nebraska and started as senior for Big Eight's best rushing defense . . . he had seven tackles for losses and recovered two fumbles in 1979 . . . three teammates on defensive line were All-Big Eight while he won second team honors . . . honorable mention All-America by Sporting News and Academic All-Big Eight with B.A. in advertising . . . Cornhuskers (10-2) were ranked seventh by UPI and had 10 seniors drafted . . . full name William Perry Barnett, born May 10, 1956 in St. Paul, Minn., and starred at Stillwater High, even lettering twice in hockey . . . he and his wife Linda (married 7-6-78) live in Lincoln, Neb. and they have two daughters, Amy 15, and Angie 10, by wife's previous marriage.



BOB BAUMHOWER
Defensive Tackle **73**

6-5, 265 Alabama
 7th Year (D2, 1977)
 Born Aug. 4, 1955

Won Pro Bowl honors in 1979, 1981, and 1982, the only Dolphin ever named from that position. For six seasons has been the mainstay of the Dolphins' run defense . . . started in 89 consecutive games . . . missed start against Baltimore Colts Jan. 2, 1983 in last regular season game with injured groin, but did participate . . . in 1982 UPI named him first team AFC defensive tackle . . . AP selected the Alabama strongman as their second-team defensive tackle on the NFL All-Pro team, as did the NEA (Newspaper Enterprise Association) . . . he established Dolphin record for quarterback sacks by a defensive tackle in 1981 with nine, one more than the previous record set by Manny Fernandez in 1971 . . . Baumhower sacked Houston QB Ken Stabler four times in 1981 game in the Astrodome and was awarded the game ball in the Dolphins' 16-10 win . . . he broke the Dolphins record for tackles by a lineman in 1977-78-79, and then had a team-leading 135 tackles in 1980 . . . in the 1982 shortened regular season, he ranked fourth on the Dolphins in tackles and assists . . . a hit on Baltimore Colts' running back Zackary Dixon in the last minutes of the game for a one-yard loss stopped any chance of a Colts' comeback from a Dolphin 24-20 lead last season . . .

Coach Shula said of Baumhower "A lot of pure nose tackles come out in long yardage situations, but Baumhower is a good rusher. We keep him in to try to get in on a one-on-one situation and use his ability." . . . on the nose tackle position, Baumhower said "I like to play the whole game. I don't like to come out. I know that (alternating) is something that would prolong my career. It would keep me fresh, but I'm the type of ball player that when I get in the rhythm of the game, I don't like to come out. I like to work on the guy in front of me and set certain things during the course of a game. You can't do that if you are coming out" . . . NFL All Rookie honors in 1977, he shared Football Digest's NFL Defensive Rookie of the Year award with A.J. Duhe . . . he had surgery in June 1978 for damaged cartilage in left knee and finally had cyst removed from knee in January 1979 . . . also surgery on ulna nerves in both elbows in January 1981 . . . second round draftee, 40th player in 1977.

COLLEGE, PERSONAL: He was All-Southeastern Conference tackle twice at Alabama and he accumulated 246 stops as a three-year regular including 28 tackles for losses totalling 135 yards . . . he and New York Jets' quarterback Richard Todd were 1975 teammates on Alabama team which topped Penn State 13-6, in Sugar Bowl, and Baumhower impressed Dolphin coaches on South staff at Senior Bowl . . . full name Robert Glenn Baumhower, born Aug. 4, 1955 in Portsmouth, Va., he played at Palm Beach Gardens High before transferring to Tuscaloosa, Ala., as senior . . . broadcasting major . . . he wears largest shoe among Dolphins, size 15 . . . bachelor lives in Fort Lauderdale and enjoys boating, he operates Nautical Dolphin Charters with 65-foot Grebe motor yacht . . . he has Amazon parrot, a yellow nape called Ralph who speaks Spanish.

BAUMHOWER'S STATISTICS

	G-S	Tack.	Asst.	Total	Opp. Fum.	QB Sack
1977	14-14	75	56	131	3	4
1978	16-16	96	48	144	2	1½
1979	16-16	90	56	146	1	6½
1980	16-16	88	47	135	4	4
1981	16-16	64	26	90	3	9
1982	9-8	33	26	59		2
TOTALS	87-86	446	259	705	13	27
Playoffs	7-7	30	11	41	1	3

Additional—Forced Fumbles: one in 1978, one in 1980 and one in 1981 for total of 3. Interception, no return, 10-15-78 at San Diego.
Blocked FG—10-16-77 vs. NY Jets, 9-21-80 at Atlanta and 12-8-80 vs. New England for total of 3.
Touchdown—Fumble Return, 13 yards, 10-9-78 vs. Cincinnati.
Playoffs—Recovered Opponent Fumble, 1-2-82 vs. San Diego.



WOODY BENNETT
Fullback **34**

6-2, 222 Miami (Fla.)
 5th Year (FA, 1980)
 Born March 24, 1955

An explosive, hard-running fullback who has been plagued with key injuries keeping him out of the lineup . . . saw first real action in 1982 season vs. Baltimore Jan. 2, 1983 . . . previous action was Sept. 20, 1981 when he tore the anterior cruciate ligament in his left knee against Houston . . . he was reactivated Dec. 28, 1982 when Ed Newman injured his knee in the Dec. 27 game against the Bills opening a spot on the roster . . . in Jan. 23, 1983 game against the Jets in the Orange Bowl, he took the place of Andra Franklin after Franklin was shaken up in the second half

and the score was tied 0-0 . . . the second time Bennett touched the ball, he scored the go-ahead touchdown with a seven-yard run . . . he marched into Dolphins' starting lineup only 12 days after being claimed on waivers Nov. 18, 1980 from New York Jets . . . has 4.55 second speed in 40-yard dash, he collected 187 yards on 43 carries (4.3-yard average) in three starts, but missed season finale with sprained left foot . . . he replaced injured Terry Robiskie in 1980 and in second start powered 77 yards on 10 carries in win over New England with runs of 19, 15 and 13 yards . . . won game ball at Baltimore in 1980 carrying 86 yards on 20 carries including a 19-yard touchdown catch in 24-14 win . . . he gained 104 yards on 28 carries in first three starts of 1981 before his injury at Houston . . . he played primarily on special teams with Jets, but his first NFL carry was a one-yard TD against Dolphins Dec. 15, 1979 . . . he was released during Montreal Alouettes' 1979 camp before seeking tryout with the Jets as free agent . . . he led Jets in rushing with 188 yards with 35 carries in 1980 preseason.

COLLEGE, PERSONAL: He played sparingly as University of Miami junior in 1977, gaining 86 yards on 26 carries, and had scholarship withdrawn in 1978 for academic problems although he appealed unsuccessfully . . . he spent six months working night shift on Los Angeles docks for Consolidated Freightways before going to New Orleans to train under renowned bodybuilder Boyer Coe at Body Masters in winter of 1979 . . . he gained 20 pounds, improved his bench press by 110 pounds to 350 and added five inches to thighs . . . he then received invitation to Montreal . . . full name Woodrow Bennett, Jr. (no middle name), born March 24, 1955 in York, Pa. where he starred at defensive end for William Penn High and earned all-state honors . . . he was chairman of Lung Association fund-raising in York in 1981.

BENNETT'S STATISTICS

	RUSHING						RECEIVING			
	G-S	Att.	Yds.	Avg.	LG	TD	No.	Yds.	LG	TD
1979	15-0	2	4	2.0	3	1	1	9	9	0
1980	12-3	46	200	4.3	19	0	3	26	19t	1
1981	3-3	28	104	3.7	12	0	4	22	10	0
1982	1-0	9	15	1.7	5	0	0	0	0	0
TOTALS	31-6	85	323	3.8	19	1	8	57	19t	1
Playoffs	4-0	25	48	1.9	12	2	0	0	0	0



DOUG BETTERS

Defensive End

75

6-7, 260

Nevada/Reno

6th Year

(D6, 1978)

Born June 11, 1956

On the verge of an All-Pro season, he broke his right thumb in first game following player's strike at Buffalo (Nov. 11, 1982) . . . missed two starts . . . returned to start last three regular season games and four playoff games . . . played with a cast . . . had four regular-season sacks — second highest on team . . . actual height is six foot seven and a quarter, a seven footer in full football garb . . . he had played in 65 consecutive games and started 45 of 46 when a staph infection caused by a boil in his lower back knocked him out of AFC East Title game against Buffalo Dec. 19, 1981 . . . hospitalized four days and teammates awarded him game ball following Buffalo win . . . he has collected 25 sacks in five seasons, topped by eight sacks in 1979, and he piled up career high total of 83 tackles in 1980 . . . his one forced fumble in 1982 increases his total to 12 since 1978 — a team record . . . switched from right end to left end in 1981 to help Dolphins in run containment . . . he earned the starting job at right end for the last 14 games of 1979 . . . he did not start 1979 playoff at Pittsburgh because of a sprained arch . . . he started six games

as a rookie because of injury to A.J. Duhe . . . sixth-round draftee, 163rd player in 1978.

COLLEGE, PERSONAL: He was credited with 10 quarterback sacks for Nevada/Reno in 1977, led the Wolf Pack (8-3) with 82 tackles, also recovered four fumbles and caused four others . . . he played three years as defensive tackle at Montana, then followed defensive coordinator John Smith to Reno for senior year . . . full name Douglas Lloyd Betters, born June 11, 1956 in Lincoln, Neb., he was raised in Chicago area and starred in football and basketball at Arlington Heights . . . free-spirited bachelor once lived in his '65 van rather than college apartment at Montana . . . he earned pilot's license in 1981 and he enjoys backpacking and skiing . . . he lives in Pembroke Pines.

BETTERS' STATISTICS

	G-S	Tack.	Asst.	Total	Opp. Fum.	QB Sack
1978	16-6	30	20	50	—	4
1979	16-14	42	32	74	—	8
1980	16-16	52	31	83	1	4
1981	15-15	45	18	63	0	5
1982	9-7	18	8	26	0	4
TOTALS	72-58	187	109	296	1	25
Playoffs	7-5	16	8	24	1	0

Additional—Blocked PAT, 9-30-79 at NY Jets. Forced Fumbles: 2 in 1978, 3 in 1979, 3 in 1980, 3 in 1981 and 1 in 1982 for total of 7.

Playoffs—Recovered Opponent Fumble, 1-2-82 vs. San Diego.



GLENN BLACKWOOD

Safety

47

6-0, 186

Texas

5th Year

(D8b, 1979)

Born Feb. 23, 1957

Younger of "Bruise Brothers" duo who played his full share in Dolphins' 1982 number one ranking defense against the pass . . . had two interceptions and two QB sacks in regular 1982 season plus three interceptions in four post-season games . . . voted outstanding defensive back in 1981 by South Florida media after leading the team with four interceptions . . . intercepted Dan Fouts twice during Jan. 16, 1983 playoff game vs. San Diego Chargers in the Orange Bowl, his third quarter interception of a Fouts pass to Joiner with a 19-yard return led to eventual Dolphin drive that ended in a two-yard rushing touchdown by Woodley . . . in the 1981 game against the Pittsburgh Steelers on national TV Sept. 10, 1981, he also intercepted Terry Bradshaw twice in Dolphins' 30-10 win in the Orange Bowl . . . suffered slight separation of right shoulder in third game of 1980 and again in seventh game of 1981, but never missed a starting assignment . . . also overcame broken right thumb in 1980 preseason . . . his 1979 rookie season ended after 11 games when he underwent surgery for repair of torn ligaments in his left knee . . . known as an "all out" player, Dolphins' trainer Bob Lundy said, "Glenn doesn't spare himself." . . . before his 1979 injury, he performed as "nickel" back in Dolphins' secondary which surrendered only five touchdown passes in first 11 games of '79 season . . . ironically, his injury occurred when Glenn came down under a punt and his brother Lyle was blocking him. Glenn said, "I jumped to the side and he kind of jammed me, and I twisted it." . . . in that Nov. 25, 1979 game against the Baltimore Colts, the punt turned out to be a fair catch . . . eighth round draftee, 215th player in 1979.

COLLEGE, PERSONAL: A versatile three-year starter at Texas, he played both cornerback and safety . . . he returned interceptions 30 yards for touchdown against Rice in 1977 and

he collected 104 tackles over his last two seasons . . . 1977 Longhorns were 11-0 before losing to Notre Dame in Cotton Bowl . . . he suffered broken left wrist in 1978, but had interception in Sun Bowl victory to conclude 9-3 season . . . Longhorns had outstanding secondary that included Johnnie Johnson (Rams), Derrick Hatchett (Colts) and Ricky Churchman (49ers) . . . full name Glenn Allen Blackwood, born Feb. 23, 1957 in San Antonio, Tex., he starred at Churchill High . . . he and wife Beth (married 4-3-82) live in Miami, Fl . . . he organizes chapel services on Dolphin road trips and speaks frequently to church groups in South Florida.

GLENN BLACKWOOD'S STATISTICS

	G-S	Tack.	Asst.	Total	Opp. Fum.	Int.	Yds.	LG
1979	11-0	17	8	25	0	0	0	—
1980	16-15	66	52	118	4	3	0	—
1981	16-16	71	25	96	1	4	124	39
1982	9-9	18	6	24	1	2	42	35
TOTALS	52-40	172	91	263	6	9	166	39
Playoffs	5-5	19	7	26	0	3	23	9

Additional—Blocked PAT, 9-30-79 at NY Jets. Forced Fumbles 2 in 1978, 3 in 1979, 3 in 1980, 3 in 1981, Passes Defensed: one in 1979, 3 in 1980, 2 in 1981 and 4 in 1982 for a total of 10.

Playoffs—Recovered Opponent Fumble, 1-2-82 vs. San Diego.
Touchdown—Interception Return, 35 yards, 9-12-82 vs. N.Y. Jets.



LYLE BLACKWOOD

Safety

42

6-1, 188 Texas Christian
11th Year (FA, 1981)
Born May 24, 1951

Oldest of the only brothers playing on the same team in the NFL . . . media dubbed Lyle and his brother Glenn the "Bruise Brothers" in the middle of 1982 season and appellation stuck . . . Lyle was second leading Dolphin in solo tackles last season with 38 (behind Earnie Rhone's 66) and had combined total of tackles and assists of 58 with one QB sack and two interceptions . . . outstanding game Jan. 2, 1983 vs. Colts game with interception he ran back 21 yards to set up 25-yard field goal for Uwe von Schamann, and had four tackles and four assists . . . key defender in Dolphins' No. 1 ranked defense . . . was signed as a free agent Sept. 30, 1981 after cornerback Don McNeal tore hamstring, and he replaced Don Bessillieu at weak safety for final ten starts of the season . . . when asked to explain Dolphins' improved defense following regular season last January, stated, " . . . we've been playing more aggressively because we are more comfortable with the system. You also have to give Bill Arnsparger (Asst. Head Coach, Defense) a lot of credit because he puts us in the right situations to come up with the big plays" . . . he participated in 57 tackles (37 initial hits) during regular 1981 season and had interceptions in wins over Baltimore and Kansas City . . . he has played in 130 games in ten-year career with four teams . . . Cincinnati (1973-75); Seattle (1976); Baltimore (1977-80) and finally Miami . . . he started 43 consecutive games for Colts, and he led the league with ten interceptions in 1977 on AFC East championship club and earned All-NFL second team from Associated Press . . . he returned two interceptions for touchdowns of 78 and 21 yards in 1978 when he took part in a career-high 185 tackles . . . his 29 career interceptions have been returned 476 yards for an average of 16.4 yards . . . ninth-round draftee 217th player in 1973 by Denver . . . Broncos waived him in 1973 preseason and Cincinnati claimed him . . . he was selected by Seattle in 1976 expansion draft . . . was claimed on waivers June 11, 1977 by Colts . . . wore No. 44 with Colts.

COLLEGE, PERSONAL: He earned All-Southwest Conference honors as junior and senior at Texas Christian with nine interceptions including record 83-yarder against Washington in 1971 . . . he played in North-South Shrine game in Miami in 1972 . . . he transferred to TCU after intercepting 15 passes in two seasons at Blinn Junior College in Texas . . . full name Lyle V. Blackwood Jr., born May 24, 1951 in San Antonio Tex., . . . he and wife Suzanne (married 10-6-75) live in Austin, Tex., with daughters Ashley (1-4-78) and Brooke (7-24-80) . . . speaks frequently to church groups.

LYLE BLACKWOOD'S STATISTICS

(Baltimore 1977-80, Miami 1981)

	G-S	Tack.	Asst.	Total	Opp. Fum.	Int.	Yds.	LG
1977	14-14	56	16	72	2	10	163	37
1978	16-16	151	34	185	2	4	146	78t
1979	16-12	79	21	100	2	4	63	27
1980	11-1	18	7	25	0	1	0	0
1981	12-10	37	20	57	0	3	12	11
1982	9-9	38	20	58	1	2	41	21
TOTALS	78-62	379	118	497	5	24	425	78t
Playoffs	7-5	7*	1*	8*	0*	3	8	8

*Includes tackling statistics only from Dolphins' four 1983 playoff games. Cincinnati 1973-75, 34 games, two interceptions for 44 yards, long 40; and Seattle, 1976, 11 games.

Additional—Passes Defensed: 7 in 1981, 1 in 1982. Blocked FG 10-3-76 vs. Dallas and 10-17-76 at Tampa Bay, Pass Reception, 8 yards, 1976.

Touchdowns—Interception Return, 78 yards, 10-8-78 vs. New England.

Playoffs—Interception Return, 8 yards, 1-2-82 vs. San Diego, -1 yard, 1-16-83 vs. San Diego; 0 yards, 1-30-83 vs. Washington Redskins.

	PUNT RETURNS					KICKOFF RETURNS			
	No.	FC	Yds.	Avg.	LG TD	No.	Yds.	Avg.	LG TD
1973	4	4	12	3.0	4 0				
1974	10	3	29	2.9	7 0	1	17	17.0	17 0
1975	23	0	123	5.3	31 0				
1976	19	2	132	6.9	26 0	9	215	23.8	45 0
1977	7	5	22	3.1	10 0	1	24	24.0	24 0
1978	1	2	2	2.0	2 0	1	18	18.0	18 0
1979	4	1	-1	-0.2	2 0	3	41	13.7	19 0
1980			(NONE)			2	41	20.5	25 0
1981			(NONE)					(NONE)	
1982			(NONE)					(NONE)	
TOTALS	68	17	319	3.2	31 0	17	356	20.9	45 0



KIM BOKAMPER

Defensive End

58

6-6, 250 San Jose, State
7th Year (D1b, 1976)
Born Sept. 25, 1954

Fearsome QB rusher who led Dolphins in QB sacks for combined regular and post-season games with seven in 1982 . . . signed multi-year contract extension in 1983 . . . transferred from linebacker, where he had earned Pro Bowl honors in 1979, to defensive end in 1981 . . . he totalled 22 QB sacks in four seasons as a linebacker then responded with nine QB sacks in his first year (1981) as defensive end . . . still working on refinements of run containment in new position . . . he replaced right end Vern Den Herder in all passing situations in 1981 and usually played the position in passing situations in place of Bill Barnett during the 1982 season . . . he had blitzed from the left outside linebacker in first two seasons and worked from three-point stance in the line for most passing situations in 1979 and 1980 . . . he was switched from outside linebacker to defensive

end when Dolphins acquired outside linebacker Bob Brudzinski from the Los Angeles Rams in a 1981 draft-day trade . . . South Florida media voted him outstanding linebacker in 1980 . . . in 1982 regular season he had 35 initial hits and five assists and he added ten initial hits and one assist in the four playoff games . . . in his first NFL start, he was one of four rookies in defensive lineup in 1977 shutout at Buffalo . . . first-round draftee, 19th player in 1976 following Dolphins' selection of linebacker Larry Gordon on 17th pick . . . surgery on his left knee following an injury in the third preseason game of 1976 . . . he was on injured reserve the rest of the season.

COLLEGE, PERSONAL: He was voted outstanding defensive player in East-West Shrine game, and he excelled at defensive end for San Jose State (9-2) when Spartans won the 1975 Pacific Coast Athletic Association title . . . he also played in Blue-Gray and Senior Bowl . . . full name Kim Bokamper (no middle name), born Sept. 25, 1954 in San Diego and raised in Milpitas, Ca., where he played tight end in high school . . . he attended Concordia College in Moorhead, Minn. as freshman, then transferred to San Jose City College and finally San Jose State . . . he and wife Colleen (married 4-26-80) live in Ft. Lauderdale, Fl., and have worked frequently in fund-raising effort for Ronald House project in South Florida.

BOKAMPER'S STATISTICS

	G-S	Tack.	Asst.	Total	Opp. Fum.	QB Sack	Int.	Yds.
1976								
1977	14-14	52	40	92	2	2½	—	—
1978	16-16	79	45	124	0	8	1	2
1979	14-13	37	31	68	0	4½	1	3
1980	16-16	56	37	93	0	5½	1	6
1981	16-1	17	5	22	0	7½	0	0
1982	9-6	35	5	40	0	3½	1	1
TOTALS	85-66	276	163	439	2	31½	4	12
Playoffs	7-7	25	7	32	0	8	0	0

Additional—Blocked punt for safety, 10-29-78 vs. Baltimore. Forced Fumbles: one in 1978 and two in 1979 for total of 3.

Blocked FG—12-11-77 at New England and 10-9-78 vs. Cincinnati.

Playoffs—6 QB sacks for minus-47 yards and Blocked FG, 12-24-78 vs. Houston; 2 QB Sacks for minus-18 yards and Forced Fumble, 1-2-82 vs. San Diego. 2 QB sacks minus 17 yards vs. N.Y. Jets 1-23-83; one QB sack vs. San Diego Chargers 1-16-83 minus seven yards and one QB sack vs. N.E. Patriots 1-8-83 minus eight yards.



CHARLES BOWSER

Linebacker

56

6-3, 224

Duke

2nd Year

(D4, 1982)

Born Oct. 2, 1959

In spite of the limited play of all rookies due to the shortened season, he was impressive enough to receive the vote as "Rookie of the Year" from the South Florida Sports media . . . he participated in all nine regular season games, recorded two QB sacks, 11 solo tackles with two assists and one forced fumble . . . his two QB sacks came in the Jan. 2, 1983 regular-season game against the Baltimore Colts . . . his first sack against Colt QB Pagel resulted in a one-yard loss and the second against QB Schlichter resulted in a 17-yard loss . . . extremely aggressive lineman.

COLLEGE, PERSONAL: Harrassed quarterbacks for 18 sacks as a senior at Duke . . . All-Atlantic Coast Conference selection, he participated in 95 tackles for Blue Devils (6-5) in 1981 and blossomed under coaching of former Dolphin linebacker Bob Matheson, now a Miami assistant coach . . . he forced five

fumbles and recovered two . . . he accumulated 246 tackles in four seasons with Blue Devils . . . he lost both shoes from the impact of tackling South Carolina's George Rogers in 1980 . . . full name Charles Emanuel Bowser, born Oct. 2, 1959 in Plymouth, N.C., he played football and basketball at Plymouth High . . . youngest of 15 children, he has seven brothers and seven sisters born in a span of 23 years . . . B.A. in history . . . lives in Plymouth, N.C.

BOWSER'S STATISTICS

	G-S	Tack.	Asst.	Total	Opp. Fum.	QB Sack	Int.	Yds.
1982	9-0	11	2	13	0	2	0	0
Playoffs	4-0	1	0	1	0	0	0	0

Additional—Forced Fumbles, one in 1982.



BOB BRUDZINSKI

Linebacker

59

6-4, 229

Ohio State

7th Year

(Trade, 1981)

Born Jan. 1, 1955

A first round draft choice of the Los Angeles Rams in 1977, he was acquired in a trade just minutes before the start of the April 28, 1981 draft . . . in the 1982 opener with the Jets in Shea Stadium, which the Dolphins won 45-28. Brudzinski had five tackles, one assist, one quarterback sack, forced a fumble and made an interception . . . he believes in constantly studying opponent's films and has become a student of opposition tendencies . . . he is an aggressive, intelligent, instinctive performer particularly skilled at shedding blockers and stopping ball carriers . . . had beaten out Isiah Robertson at outside linebacker . . . was a fixture on the 1979 Rams' Super Bowl team . . . he minces no words about his feelings about being traded to Dolphins following a protracted contract dispute with Rams, "the greatest break in my life came the day the Rams traded me" . . . he is entering his third season with the Dolphins, and has stated "I'm still better against the run than the pass, but I'm improving. I don't think I played as well in the 1982 season as I did for the Rams in '79. I really think it takes three full years to learn a new system. This will be my third season under the Shula system and then everything will then be second nature to me." . . . first-round draftee, 23rd player in 1977 and third linebacker behind Robert Jackson (Browns) and Robin Cole (Steelers).

COLLEGE PERSONAL: A consensus All America in 1976, he celebrated his 22nd birthday with Ohio State's 27-10 victory over Colorado in 1977 Orange Bowl as Buckeyes capped 9-2-1 season . . . he twice earned All-Big Ten honors as Ohio State logged 20-3-1 record in his junior and senior seasons . . . a four-year letterman who participated in 214 tackles in career and had four interceptions as senior . . . he played in Hula Bowl and Japan Bowl . . . full name Robert Louis Brudzinski, born Jan. 1, 1955 in Fremont, Ohio . . . he and wife Susan (married 5-6-78) live in Long Beach, Ca. . . B.A. in marketing . . . he joined three other NFL players on U.S.O. tour of military bases in 1980.

Buffalo nose tackle Fred Smerlas on center Mark Dennard

He jumps around, crawls in front of you, drives you crazy with his flexibility and fight.

BRUDZINSKI'S STATISTICS

	G-S	Tack.	Asst.	Total	Opp. Fum.	QB Sack	Int.	Yds.
1977	14-7	37	17	54	0	1	2	24
1978	16-10	43	13	56	0	2	1	31†
1979	16-16	84	43	127	1	5	1	26
1980	9-8	22	13	35	0	1	0	0
1981	16-16	63	39	102	0	0	2	35
1982	9-9	36	14	50	1	4½	1	5
TOTALS	80-66	285	139	424	2	13½	7	121
Playoffs	11-10	40	27	67	0	1	0	0

Additional—Forced Fumbles: 3 in 1977; 1 in 1979; 3 in 1981 and 1 in 1982.



JIMMY CEFALO

Wide Receiver

81

5-11, 188 Penn State
6th Year (D3b, 1978)
Born Oct. 6, 1956

Big play receiver who stunned the Washington Redskins and an international TV audience with his first quarter reception from David Woodley in Super Bowl XVII and 76-yard touchdown run . . . was Dolphins' leading receiver in 1982 in total yards, averaging 20.9 yards for 17 receptions and a total of 356 yards . . . his 20.9-yard average was exceeded by only six receivers in the NFL who caught ten or more passes last season . . . he wears No. 81 jersey made famous by Dolphins' original and 11-year veteran Howard Twilley . . . his debut in the Orange Bowl saw him pull down TD's of 18 and 38 yards in 1978 pre-season win over St. Louis, and he led Dolphin receivers in 1979 pre-season with 13 catches for 257 yards and two TD's when Nat Moore suffered a back injury . . . in four playoff games following the 1982 regular season, he had six receptions for 178 yards for a 29.7-yard average . . . third round draftee, 81st player in 1978 . . . he serves as Dolphin player representative.

COLLEGE, PERSONAL: He was named MVP in both the Hula Bowl and Japan Bowl after an outstanding 1977 season at Penn State in which he caught 28 passes for 507 yards and five TD's . . . he also led nation with 13.7-yard average on 18 punt returns for 247 yards, and his 67-yard punt return aided 42-30 victory over Arizona State in Fiesta Bowl . . . he snared 56 passes for 1,058 yards and seven TD's in career . . . one of top five rushers in Pennsylvania high school history, he was MVP in 1975 Cotton Bowl as freshman tailback with 55 yards rushing, 102 yards on three catches and two TD's in 41-20 win over Baylor . . . full name James Carmen Cefalo, born Oct. 6, 1956 in Pittston, Pa., he rushed for 4,449 yards in three years (1971-73) at Pittston Area High . . . wrote five part series for New York Times, published in July 1978, about his college recruiting experience . . . B.S. in journalism . . . bachelor helps operate ad agency in Scranton, Pa., Blewit & Cefalo . . . host of Channel 4's PM Magazine in Miami.

CEFALO'S STATISTICS

	G-S	No.	Yds.	Avg.	Long	TD
1978	16-1	6	145	24.2	43	3
1979	16-3	12	223	18.6	30	3
1980	16-4	11	199	18.1	52	1
1981	16-5	29	631	21.8	69†	3
1982	9-9	17	356	20.9	46	1
TOTALS	73-22	75	1554	20.7	69†	11
Playoffs	7-5	9	240	26.7	76	1

Additional—Punt Returns: 28 for 232 yards, avg. 8.3, eight fair catches, long 26 in 1978; 2 for 10 yards, avg. 5.0, three fair catches, long 10 in 1979 for totals of 30 for 242 yards, avg. 8.1, 11 fair catches, long 26. Fumbles/Lost: 3/1 in 1978, none in 1979, 1980, and 1981. Kickoff Returns: 2-40, avg. 20.0, long 21 in 1978. Recovered Fumble in 1978.

CEFALO'S SINGLE-GAME HIGHS

Receptions . . . 5 for 164 yards (10-25-81 at Dallas)
Receiving Yards . . . 164 on 5 catches (10-25-81 at Dallas)
Longest Reception . . . 76-yard touchdown (1-30-83 at Super Bowl XVII)
TDs Receiving . . . 2 (9-6-81 at St. Louis) 22, 47



STEVE CLARK

Defensive Tackle

76

6-2, 255 Utah
2nd Year (D9a, 1982)
Born Aug. 2, 1960

Dolphins' ninth draft choice of 1982 . . . cut Aug. 20, 1982 and had unsuccessful tryout with Toronto Argonauts of the CFL . . . recalled to Dolphins Dec. 7, 1982 following injury to Bill Barnett in Dec. 5, 1982 game vs. Minnesota in the Orange Bowl . . . used sparingly . . . recovered opponent's fumble in Jan. 2, 1983 final regular season game at Baltimore . . . no tackles or sacks in extremely limited playing time.

COLLEGE, PERSONAL: He earned All-America honors from Football Writers Association and was one of eight finalists for the Lombardi Award . . . he recorded 12 sacks for losses totalling 120 yards as senior at Utah, then was named outstanding defensive player in Senior Bowl . . . Defensive Player of Year in Western Athletic Conference and two-time All-WAC . . . he had career totals of 213 tackles and 20 quarterback sacks . . . he wore No. 99 and was featured on cover of Utah media guide . . . he underwent knee surgery as a sophomore . . . full name Stephen Spence Clark, born Aug. 2, 1960 in Salt Lake City, Utah, he led Skyline High to two state championships and twice earned all state honors . . . majored in business.



MARK DENNARD

Center

63

6-1, 252 Texas A&M
5th Year (D10, 1978)
Born Nov. 2, 1955

Key injuries in 1981 and 1982 and the outstanding play of Dwight Stephenson relegated him to the bench after he had started 35 straight games . . . Dennard missed five games in 1981 with torn calf muscles in his left ankle, but returned to play in Jan. 2, 1982 playoff game with the San Diego Chargers in the Orange Bowl . . . he broke his arm in the first 1982 preseason game against the Washington Redskins in the Orange Bowl Aug. 14, 1982 and did not return as a starter either in the regular season or the playoffs . . . he received game ball in 16-10 triumph at Houston Sept. 20, 1981 . . . Shula has said of him "The first thing that comes to mind about Mark is toughness, both mental and physical. He's a brawler. He'll do anything to try to get the job done" . . . he inherited the job in 1979 when Jim Langer was injured in ninth game, ending a streak of 117 consecutive starts . . . Dennard earned NFL All-Rookie honors with seven starts on way to AFC East title, and his first start was against Houston's nose tackle Curly Culp . . . he was an injured reserve in 1978 after having one finger broken and another dislocated in preseason opener . . . he can bench press more than 420 pounds . . . 10th-round draftee, 274th player in 1978.

COLLEGE, PERSONAL: He was voted to the second team for

All-Southwest Conference of the 1970's, and he was All-SWC as senior at Texas A&M . . . he earned Academic All-America as junior and got B.A. in marketing . . . full name Mark Wesley Dennard, born Nov. 2, 1955 in Bay City, Tex., he starred in football and baseball at Bay City High . . . he and wife Donna (married 5-27-78) live in Bryan, Tex. with daughter Christine (6-14-79) and son Wes (12-9-80) . . . Donna watched 1980 Dolphin upset of New England on Monday night TV from her hospital bed, then gave birth to Wes the next morning . . . Dennard works at First National Bank in Bryan during offseason.

Games/Starts—1979 (16-7); 1980 (16-16); 1981 (11-11); 1982 (7-0). Playoffs (6-2). TOTAL: 56-36.



A. J. DUHE

Linebacker

77

6-4 Louisiana State
7th Year (D1, 1977)
Born Nov. 27, 1955

When playing his position at his best, his intensity and absolutely infectious enthusiasm is the stuff that "turns on" teammates, Dolphin fans and football fans everywhere . . . his performance in the AFC Championship game against the New York Jets in the Orange Bowl Jan. 23, 1983 went far beyond statistics . . . even his three interceptions, one for a 35-yard touchdown and his three solo tackles and four assists don't tell the whole story . . . his stunting constantly upset and confused Jets' quarterback Richard Todd . . . in 1982, he was the Dolphins' second-leading tackler (40 tackles and 20 assists) . . . he said of himself, "When I'm on the field, if I make a big play, it motivates me and makes me play better. But if your team is doing successful things, that's all that matters" . . . he was NFL Defensive Rookie of the Year in 1977 and All-AFC as voted by United Press International in 1981 . . . as a linebacker, he disguises his role by taking a three-point stance . . . biggest play as rookie was blocked punt which led to the clinching touchdown in a 17-5 win over New England . . . oppositions often try to key on Duhe, betting that he will blitz, but Defensive Coach Bill Arnsparger has a whole series of "games" to counteract that key . . . still holds Dolphin record for longest fumble return of 68 yards and a touchdown in game Oct. 15, 1978 against the Chargers . . . started every regular-season and post-season game in 1982 . . . in August, 1978 underwent knee surgery for damaged cartilage on his right knee . . . in 1979, an abdominal muscle pull reduced his playing time . . . first-round draftee, 13th player in 1977 and seventh defensive lineman picked.

COLLEGE PERSONAL: A four-year starter at Louisiana State, he was voted outstanding defender for South in Senior Bowl while playing alongside Bob Baumhower . . . he averaged 72 tackles per season and had 27 tackles for 133 yards in losses . . . he won LSU scholarship by blocking three punts in high school all-star game in 1973 . . . B.A. in general studies . . . full name Adam Joseph Duhe, Jr., born Nov., 27, 1955 in New Orleans and raised in Reserve, La., he starred at Leon Godchaux High . . . he and college sweetheart Frances (married 5-24-80) were wed during her reign as Orange Bowl queen, and they live in Miami Shores.

The only player for whom the Dolphins received trade value TWICE was quarterback John Stofa. He was traded Dec. 26, 1967 to Cincinnati for first-round and second-round draft choices in 1968, and Stofa returned to the Dolphins in 1969. He was traded again Nov. 23, 1971 to Denver for a seventh-round draft choice.

DUHE'S STATISTICS

	G-S	Tack.	Asst.	Total	Opp. Fum.	QB Sack
1977	14-14	48	35	83	2	7
1978	13-10	25	22	47	2	8
1979	13-2	13	18	31	0	2
1980	16-15	44	40	84	0	5½
1981	16-16	61	49	110	1	7½
1982	9-9	35	31	66	1	3
TOTALS	81-66	226	195	421	6	33
Playoffs	7-7	26	15	41	0	3

Additional—Interception Return 11 yards, 11-8-81 at New England. Sacked QB for safety, 11-20-78 at Houston. Blocked Punt 11-13-77 vs. New England. Returned Fumble 68 yards, 10-15-78 at San Diego. Forced Fumbles: 2 in 1977 and one in 1981 for total of 3.

Playoffs—Forced Fumble, 1-2-82 vs. San Diego.



MARK DUPER

Wide Receiver

85

5-9, 188 N'Western St. (La.)
2nd Year (D2, 1982)
Born Jan. 25, 1959

Appeared briefly in only two regular-season games in 1982, the Dec. 27, 1982 game vs. Buffalo Bills and the Jan. 2, 1983 Baltimore Colts' game . . . Dolphin coaches are optimistic that he can figure in team's future . . . ran 4.37 40-yard dash in 1983 preseason on natural grass . . . suffered ankle injury early in 1982 season, then a hamstring pull Dec. 10, 1982 that kept him out of lineup until his brief appearance in the Buffalo Bills game . . . he was a number two draft choice and world-class sprinter.

COLLEGE, PERSONAL: Impressed Dolphin scouts at BLESTO workouts in Detroit with pass-catching skills and body control . . . he earned track scholarship to Northwestern State in Natchitoches, La. (pronounced NAK-i-tish) and played only two years of college football . . . caught 24 passes for 592 yards (24.7-yard average) and seven touchdowns as senior . . . he had three TD catches against Northeast Louisiana and turned screen pass into 76-yard TD against Louisiana Tech . . . he has worked with Buffalo quarterback Joe Ferguson in spring drills at NWSU . . . he ran anchor leg of NCAA champion 400-meter relay as a junior, and he broke Joe Delaney's school record with 10.21 seconds in 100 meters . . . full name Mark Kirby Duper, born January 25, 1959 in Pineville, La., he was track standout at Moreauville High — 9.9 in 100, 22.6 in 220, 22'11" in long jump and 44'10" in triple jump . . . his high school didn't have football team . . . nickname "Super Duper" since high school . . . majored in law enforcement.



LARRY EVANS

Linebacker

51

6-2, 220 Mississippi College
8th Year (Trade, 1983)
Born July 11, 1953

Acquired by the Dolphins on August 15 from the Denver Broncos in exchange for an undisclosed draft choice . . . was needed due to training camp depletion of Miami linebacking corps . . . is expected to aid Dolphins at inside and outside

linebacker . . . spent all seven NFL seasons with the Broncos, never missing a game for them . . . consecutive games streak stood at 101 entering 1983 season . . . started every game for Denver in 1981 and '82 and was fourth on club in total tackles in each of those seasons . . . had 80 total tackles in 1982 and 125 the previous year . . . prior to '81 campaign, played a utility linebacking role for Broncos, seeing action at all four LB spots . . . has three career interceptions.

COLLEGE, PERSONAL: Was a four-year letterman at Mississippi College . . . was named team's Defensive MVP in sophomore season and later earned school's Outstanding Senior Athlete award . . . holds a B.S. degree in education . . . attended Biloxi High School in Biloxi, Miss. where he earned four football letters plus one for basketball . . . father of two, son Chavous (4-4-78) and daughter Amaris (11-28-80) . . . son is named after Bronco defensive end Barney Chavous.

EVANS' STATISTICS

INTERCEPTIONS

	Club	Games	Starts	No.	Yds.	Avg.	TD
1976	Denver	14	0	0	0	0	0
1977	Denver	14	0	1	0	0	0
1978	Denver	16	0	0	0	0	0
1979	Denver	16	4	0	0	0	0
1980	Denver	16	12	1	13	13.0	0
1981	Denver	16	16	1	1	1.0	0
1982	Denver	9	9	0	0	0.0	0
TOTALS		101	41	3	14	4.7	0

Additional—Recovered two fumbles, 1976; blocked one kick, 1979; recovered one fumble, 1981.



ROY FOSTER

Guard/Tackle

61

6-4, 272 Southern California
2nd Year (D1b, 1982)
Born May 24, 1960

While a consensus All American from USC and the Dolphins' 1982 No. 1 draft choice, played minimally last season . . . did not break into veteran Dolphin offensive line for more than a few plays last season . . . used in two offensive plays in season opener vs. N.Y. Jets . . . strike delayed learning Dolphins' system . . . coaching staff confident he will contribute in 1983 . . . was assigned a playing weight of 272 — highest ever assigned to a Dolphin player . . . reflects positive attitude, quoted as saying towards end of regular season last year, "I've got a role now and I just have to be ready. I believe what Coach Shula says, that to a certain extent I'm still weak in some areas. I'm trying to work hard to get myself together. When you're a star in college, you get used to playing all the time. I can't cop a bad attitude. I just can't."

COLLEGE, PERSONAL: All-America and three-year starter at guard for Southern California . . . he became the first USC alumnus ever to play for the Dolphins . . . he was recruited by Trojans as a fullback but quickly changed to guard as a freshman . . . he earned All-America honors from Sporting News, UPI, Football Coaches Association and Football Writers Association . . . an Outland Trophy finalist, he played in Hula Bowl and Olympia Gold Bowl . . . he blocked for Heismann winners Charles White and Marcus Allen, and he followed Southern Cal tradition of All-America linemen, like Pat Howell, Brad Budde and Keith Van Horne . . . Trojans were 9-3 in 1982 . . . full name Roy Allen Foster, born May 24, 1960 in Los Angeles and raised there . . . he moved to Kansas City and starred two years at Shawnee

Mission West High, which sent linebacker Steve Towle (1975-1980) to Dolphins . . . majored in public administration . . . lives in Los Angeles, Ca.

Games/Starts—1982-(9-0). Playoffs: 4-0.



ANDRA FRANKLIN

Fullback

37

5-10, 228 Nebraska
3rd Year (D2, 1981)
Born Aug. 22, 1959

An All-Pro in his second season . . . voted the Most Valuable Player on the Dolphins by South Florida media . . . UPI second team All-AFC . . . he was the second-leading rusher in the AFC gaining 701 yards in 177 carries and scored seven touchdowns . . . usually only blocked for running backs at University of Nebraska, but pressed into running back role by Dolphin coaching staff after starter Woody Bennett suffered a knee injury in third game of 1981 season . . . set a team rookie rushing record with 711 yards on 201 carries . . . Dolphin tackle Eric Laakso said of Franklin "All you have to do is give him the tiniest bit of space. He runs so close to the ground he's like a tank. And when he turns those shoulders upfield, nobody is going to tackle him from an angle." . . . outdistanced the rookie year yardage of Larry Csonka who gained 540 yards in 1968 . . . in 1982 season, he exceeded 100-yard rushing mark four times: vs. Jets (Sept. 12, 1982), 103 yards; Vikings (Dec. 5, 1982), 129 yards; Patriots (Dec. 12, 1982), 107 yards; and Patriots' playoff game (Jan. 8, 1983) 112 yards . . . in rookie season, he fumbled six times, losing four . . . in 1982 he fumbled three times and in four post-season games, four times . . . second round draftee, 56th player in 1981 and fourth fullback behind Randy McMillan (Colts), Marion Barber (Jets) and James Wilder (Buccaneers).

COLLEGE, PERSONAL: He powered 543 and 578 yards in his last two seasons at Nebraska and ranked No. 10 on Cornhuskers' all-time rushing chart with 1,738 yards on 324 carries and ten touchdowns . . . Huskers averaged 360 yards rushing in 1980 and ranked second in nation in total offense at 491.2 yards per game while Franklin was rated among runners as "best blocker in college football" according to Chuck Connor, Dolphins' Director of Player Personnel . . . Huskers were 38-10 during Franklin's career which he closed with 67 yards on 17 carries in 31-17 triumph over Mississippi State in Sun Bowl . . . he gained 122 yards against both Missouri and Oklahoma as a senior . . . I-backs such as Rick Berns, I. M. Hipp and Jarvis Redwine all topped 1,000 with Franklin blocking . . . full name Andra Bernard Franklin, born Aug. 22, 1959 in Anniston, Ala., he was three-sport star at Anniston High . . . majored in elementary education . . . he and wife Rebecca (married 12-6-80) live in Lincoln, Nebraska . . . daughter Michaela Mae born 9-28-82.

FRANKLIN'S STATISTICS

	G-S	RUSHING					RECEIVING			
		Att.	Yds.	Avg.	LG	TD	No.	Yds.	LG	TD
1981	16-13	201	711	3.5	29	7	3	6	3t	1
1982	9-9	177	701	4.0	25t	7	3	9	6	1
TOTALS	25-22	378	1,412	3.7	29	14	6	15	6	1
Playoffs	5-5	87	307	3.5	12	2	0	0	0	0



JON GIESLER

Offensive Tackle

79

6-5, 260

5th Year

Born Dec. 23, 1956

Michigan
(D1, 1979)

Coming into his prime as a mainstay on offensive line . . . received game ball for his outstanding play Sept. 12, 1983 vs. Jets when "The Sack Exchange" was blanked and Dolphins won impressive victory in 1982 season opener . . . he stabilized the Dolphins' offensive line in mid-1980 after recovering from shoulder separation . . . Giesler and Laakso have worked in tandem at the tackle position all of 1981 and 1982 . . . the longest running tackle combination since Doug Crusan and Norm Evans had 43 consecutive starts from 1969-71 . . . he has been an active participant in the off-season strength and conditioning program and his increased upper body strength has been demonstrated in his ever-improving performances against the New York Jets' powerful Joe Klecko . . . he started final ten games of 1980, and in his first pro start, he helped Dolphins rush for more yards (149) than any previous six games while defeating Buffalo, the NFL leader at that time in total defense . . . Giesler separated his right shoulder in scrimmage with New Orleans, but was counted in final cutdown to 45 players, then placed on injured reserve until Oct. 10 . . . he served on special teams as a rookie while Bob Kuechenberg played left tackle in 1979 . . . he wears No. 79, the former number of Wayne Moore, a starter in two Super Bowl triumphs and who had a string of 50 consecutive starts from 1974 to 1978 . . . first round draftee, 24th player in 1979 and third offensive lineman behind Keith Dorney and Kelvin Clark.

COLLEGE, PERSONAL: All-Big Ten tackle, the native Ohioan played in three successive Michigan victories (1976-78) over Ohio State, and Wolverines were 10-2 in both his junior and senior years . . . he won team's hustle award . . . Associated Press and Sporting News honorable mention All-America . . . B.S. in education . . . full name Jon William Giesler, born Dec. 23, 1956 in Toledo, Ohio, and raised in Woodville, Ohio . . . track standout at Woodmore High (combining Woodville and Elmore) with 60-10 in shot put and 171-3 in discus . . . state champion in shot put (58-5) as junior . . . he was raised in same Sandusky County as Dolphin linebacker Bob Brudzinski . . . he and wife Lori (married 6-30-79) live in Pembroke Pines, Fl., with their daughter Kristin (11-1-81), who was born while Giesler was working a Sunday shift at the Orange Bowl.

Games/Starts—1979 (16-0); 1980 (10-10); 1981 (16-16); 1982 (9-9). Playoffs (6-5)
TOTAL: 57-40.



CLEVELAND GREEN

Offensive Tackle

74

6-3, 262

5th Year

Born Sept. 11, 1957

Southern
(FA, 1979)

Played little during either the regular or post-season in 1982 . . . a reserve offensive tackle who joined Dolphins as a free agent in 1979 . . . made switch from defensive to offensive lineman in the middle of training camp . . . suffered a broken bone in his hand in opening loss to Buffalo Sept. 7, 1980 . . . knee problem in 1981

restricted his mobility . . . he relieved for 12 offensive plays in AFC East title game against Buffalo in 1981 and replaced Dwight Stephenson on kickoff return wedge for final five games when Stephenson filled in for injured Mark Dennard . . . shows strong athletic ability in off-season as Dolphins' basketball team's most prolific scorer . . . a strong participant in the off-season conditioning program, he is determined to make a place for himself on the Dolphins . . . most scouts did not know he was eligible for the 1979 draft because of a mix-up on his college status . . . when NCAA ruled him ineligible in 1979, Green's coach called Dolphins' Referee Coordinator Bill Arnsparger to arrange a tryout for Green.

COLLEGE, PERSONAL: He was a three-year starter at defensive end for Southern and was selected to play in Black All-Star game, but he declined . . . he collected 34 quarterback sacks in final two seasons . . . his high school coach at Hinds Agricultural High in Utica, Miss. had told him he was suited for offensive line . . . full name Cleveland Carl Green, born Sept. 11, 1957 in Bolton, Miss., he was youngest of ten children, raised on farm near Bolton . . . majored in agriculture . . . he and wife Wanda live in Miami with their son Kendric (1-14-79).



BRUCE HARDY

Tight End

84

6-4, 230

6th Year

Born June 1, 1956

Arizona State
(D9, 1978)

A strong blocker and reliable pass-catching tight end . . . caught two short touchdown passes in Dolphins' playoff game against the New England Patriots in the Orange Bowl Jan. 8, 1983 . . . was part of the 1981 trio of Hardy, Lee and Rose which last year consisted mainly of Hardy and Rose with Lee now trying to establish himself at offensive tackle . . . he caught 12 passes for 66 yards and two touchdowns during the shortened regular season in 1982 with both touchdown passes coming against the Baltimore Colts, Sept. 19, 1982 and Jan. 2, 1983, and both four-yard TD's . . . he surprised San Diego in the 1981 playoff with a 50-yard TD, which is still the longest TD pass to a tight end in Dolphin history, and he had a career-high five receptions for 89 yards in the Jan. 2, 1982 playoff against the San Diego Chargers in the Orange Bowl which the Chargers won 41-38 . . . he inherited the starting job in 1979 following Andre Tillman's broken leg in pre-season and caught 30 passes for 386 yards to help the Dolphins win the AFC title . . . on Sept. 23, 1979 he even took two snaps from center as QB when three QB's were disabled . . . he also caught TD passes in wins at Atlanta and Los Angeles in 1980 . . . ninth round draftee, 247th player in 1978.

COLLEGE, PERSONAL: He caught 47 passes for 457 yards and two TD's at Arizona State after sophomore switch from quarterback in 1975 opener to tight end . . . he caught 19 passes for 269 yards as senior teammate of John Jefferson (Packers), and Dolphin scouts spotted him in Can-Am Bowl . . . full name Bruce Alan Hardy, born June 1, 1956 in Murray, Utah, he starred at Bingham High in Copperton, Utah . . . he was rated nation's outstanding prep athlete in April 29, 1974 cover story for Sports Illustrated . . . he was Utah's football and basketball Most Valuable Player in both junior and senior years, and he was twice all-state in basketball . . . he scored 1,150 points in three-year prep basketball career . . . B.S. in business administration . . . he and wife Joanie (married 1-31-81) live in West Jordan, Utah, with their sons Nathan (7-19-79) and Bruce Adam (3-18-82) . . . Nathan is wife's son by a previous marriage.

HARDY'S STATISTICS

	G-S	No.	Yds.	Avg.	Long	TD
1978	16-0	4	32	8.0	15	2
1979	16-14	30	386	12.8	28	3
1980	16-12	19	159	8.4	19	2
1981	16-6	15	174	11.6	21	0
1982	9-5	12	66	5.5	19	2
TOTALS	73-37	80	817	10.2	28	9
Playoffs	7-5	13	136	10.5	50t	3

Additional—Fumbles/Lost: none in 1978 and 1979, 1/1 in 1980, none in 1981. Kickoff Returns: 2-27, avg. 13.5, long 15 in 1978. Passing: 0 for 1, 11-11-79 vs. Baltimore.

HARDY'S SINGLE-GAME HIGHS

Receptions 5 for 89 yards (1-2-82 vs. San Diego)
 Receiving Yards 89 on 5 catches (1-2-82 vs. San Diego)
 Longest Reception 50-yard touchdown (1-2-82 vs. San Diego)



DURIEL HARRIS

Wide Receiver

82

5-11, 176 New Mexico State
 8th Year (D3, 1976)
 Born Nov. 27, 1954

South Florida media has voted him the Dolphins' outstanding receiver in 1980, '81, '82. . . he was the second leading receiver on the Dolphins last year with 22 catches for 331 yards and one touchdown . . . caught four passes for 74 yards and one touchdown in Dolphins' one-point thriller against the N.Y. Jets in the Orange Bowl Dec. 18, 1982. . . also had four catches for 83 yards and a 45-yard gainer in last game of the regular season against the Baltimore Colts Jan. 2, 1983. . . had five catches over 40 yards in 1981 season and amassed 911 yards on 53 catches for second-best total in Dolphin history. . . has career totals of 251 catches for 4,250 yards, second only to Nat Moore in Dolphin record book. . . had a key part in one of Dolphins' most memorable plays, the 40-yard flea flicker touchdown pass against San Diego in 1981 playoff, as Harris caught Don Strock's pass and then lateralled to Tony Nathan who ran final 25 yards for a touchdown. . . he earned game ball with nine catches for 114 yards including a 17-yard touchdown against Philadelphia in game at the Orange Bowl Nov. 11, 1981, but sprained his knee in his exuberance while spiking football in the end zone. . . he has said that when he first joined the Dolphins, "I had this wild dream that I could be the leading receiver in the history of the team. Now, that dream is within my grasp" . . . Nat Moore has 339 catches for 5,284 yards, leaving Harris 1,034 yards behind at the beginning of the 1983 season. . . Harris signed multi-year contract with the Dolphins in 1983 after playing out his option year in 1982. . . he caught six passes for 165 yards in 28-27 loss to Dallas Oct. 25, 1981 for a 27.5-yard average. . . he moved ahead of Paul Warfield on all-time Dolphin chart with a 46-yard reception against Washington Oct. 18, 1981 and caught final TD pass of Bob Griese's career in 1980. . . he has been a starter for five years although double-TE formation on first down resulted in misleading statistic of three starts in 1980. . . he collected four 100-yard games in 1979, three in 1981 and none in 1982 as Dolphins won two AFC East titles in 1979 and '81 and AFC Championship in 1982. . . he and Moore set a Dolphin tandem record of a combined 90 receptions for 1,638 yards in 1979. . . he handled the football 214 times including receptions and kick returns before first fumble of his career in 1980 opener and 1982 was his sixth fumble-free season. . . not used on kickoff returns in 1982 as in some previous seasons when he established a career record of 25.3-yard return average on 56 kickoffs. . . he

wore No. 26 as rookie because veterans had taken all numbers in 80s . . . third-round draftee, 8th player in 1976.

COLLEGE, PERSONAL: An All-Missouri Valley Conference selection as senior, he was a "lonesome end" in Wishbone offense at New Mexico State but still caught 89 passes for 1,562 yards (17.5 average) and 13 touchdowns. . . his father Duriel, Sr., was named assistant coach at Tulane University in 1982. . . full name Duriel LaDon Harris, Jr., born Nov. 27, 1954 in Port Arthur, Tex., and boyhood friend of NFL running back Joe Washington, a former All-America at Oklahoma. . . Harris starred at Stephen F. Austin High . . . bachelor lives in Miami Lakes.

HARRIS' STATISTICS

	G-S	No.	Yds.	Avg.	Long	TD
1976	12-2	22	372	16.9	44	1
1977	14-4	34	601	17.7	47	5
1978	16-15	45	654	14.5	63t	3
1979	15-14	42	798	19.0	51	3
1980	12-3	33	583	17.7	54	2
1981	15-10	53	911	17.2	55	2
1982	9-8	22	331	15.0	45	1
TOTALS	93-56	251	4250	17.0	63t	17
Playoffs	7-6	19	303	15.9	36	1

(100-Yard Games: 1976-1; 1977-1; 1979-4; 1981-3, Total 9)

Additional—Kickoff Returns: 17-559, avg. 32.9, long 69 in 1976, 4-91, avg. 22.8, long 31 in 1977; 29-657, avg. 22.7, long 53 in 1978; 5-89, avg. 17.8, long 22 in 1980; 1-20 in 1981 and 0 in 1982. Totals: 56-1416, avg. 25.3, long 69, no TD. Punt Returns: 9-79, avg. 8.7, long 16 in 1978 and 1979; 2-0 in 1980, none in 1981 and none in 1982, for totals 2/0.

Playoffs—Kickoff Returns: 2-67, avg. 33.5, long 39, 12-24-78 vs. Houston.

HARRIS' SINGLE-GAME HIGHS

Receptions 10 for 180 yards (10-28-79 vs. Green Bay)
 Receiving Yards 180 on 10 catches (10-28-79 vs. Green Bay)
 Longest Reception 63-yard touchdown (10-29-79 vs. Balt.)
 TDs Receiving 2 (11-6-77 at N.Y. Jets) 20, 24



VINCE HEFLIN

Wide Receiver

88

6'0", 185 Central St. (Ohio)
 2nd Year (FA, 1982)
 Born July 7, 1959

Only Dolphin free agent to make the team in 1982. . . first came to full attention of fans in opening preseason game against the Denver Broncos when he grabbed a 70-yard touchdown pass from third-string quarterback Jim Jensen. . . participated in six of nine regular season games and all four playoff games. . . he had four regular season solo tackles and four tackles and one assist in the playoffs. . . in Jan. 2, 1983 playoff game against the N.Y. Jets, with the Dolphins punting from their own two-yard line shortly before halftime, the Jets' Kurt Sohn caught Orosz' punt at midfield and was dropped instantly by Heflin who had beaten two men down the left side of the field. . . on special teams, he also had two kickoff returns for 49 yards including a 31-yard return. . . Coach Shula termed him one of the "surprises of training camp."

COLLEGE, PERSONAL: He played for Central State of Ohio, a Division II school. . . he caught a record 53 passes for 796 yards and six touchdowns. . . a blizzard cancelled his trout before a scouting bureau in Chicago. . . a bachelor, spends offseason in Dayton, Ohio.

HEFLIN'S STATISTICS

(Special Teams)

	G-S	Tack.	Asst.	Total
1982	6-0	4	0	4
Playoffs	4-0	4	1	5

Additional—Two kickoff returns for 49 yards, longest 31.



RON HESTER

Linebacker

53

6-1, 218

2nd Year

Born May 26, 1959

Florida State

(D6b, 1982)

Impressed Dolphin coaches with his hard hitting . . . filled in behind Bob Brudzinski during regular season and postseason . . . most playing time recorded in Jan. 2, 1983 game vs. Baltimore Colts where he had three solo tackles, one assist and a QB sack that resulted in 11-yard loss, a fumble by QB Schlichter and a 13-yard return by Vern den Herder . . . had an outstanding preseason with 19 solo tackles and assists . . . during preseason, Shula said of him, "He's been pretty impressive. He's been thrown into a lot of situations where he's been required to do a lot of things and learn a lot. We've seen a lot of physical ability in him" . . . a sixth-round draft choice, 164th player chosen.

COLLEGE, PERSONAL: Led Florida State (6-5) as a senior with 132 tackles (75 initial hits) including 18 tackles and two quarterback sacks against University of Miami . . . he twice blocked punts and returned them for touchdowns, 33 yards against Boston College in 1980 and 35 yards against Ohio State in 1981 . . . he also returned interception 50 yards for TD against Louisville . . . he had 13 tackles and two fumble recoveries in 1980 upset of Pittsburgh . . . he was a walk-on for Seminoles . . . full name Ronald Hester (no middle name) . . . born May 26, 1959 in Atlanta, Ga., he was raised in Umatilla, Fl., and was football and track standout at Umatilla High . . . fourth oldest of eight children . . . B.S. in physical education.

HESTER'S STATISTICS

	G-S	Tack.	Asst.	Total	Opp. Fum.	QB Sack	Int.	Yds.
1982	9-0	10	5	15	1	1	0	0
Playoffs	4-0	1	0	1	0	0	0	0

Additional—Forced Fumbles: 1 in 1982.



EDDIE HILL

Running Back

31

6-2, 210

5th Year

Born May 13, 1957

Memphis State

(Trade, 1981)

Versatile running back, pass receiver and punt returner who saw limited action in 1982 season . . . he came to the Dolphins July 22, 1981 from the Los Angeles Rams in exchange for a fourth-round 1983 draft choice . . . he was used sparingly in the four

playoff games with only a kickoff return of 12 yards on his statistics . . . during the regular season, he rushed for 51 yards on 13 carries for a 3.9-yard average and a long gain of 13 yards . . . in 1981, he netted 146 yards on 37 carries and caught 12 passes for 73 yards, including a four-yard touchdown on a swing pass for the go-ahead points against New England in the Dolphins 24-14 win . . . he also completed a 14-yard pass in the AFC East Championship game with Buffalo to end Bruce Hardy . . . he spent five weeks on injured reserve after suffering stretched ligaments on his left ankle on first play against Pittsburgh . . . his two seasons with the Rams were highlighted by 73 yards on 15 carries against St. Louis Oct. 12, 1980 and his first start came the following week against San Francisco when a bruised sternum placed him on injured reserve for final nine games . . . as a Rams rookie in 1979, he averaged 20.3 yards on kickoff returns, rushed 29 times for 114 yards and a touchdown plus catching four passes for 26 yards, including a 2-yard touchdown against the N.Y. Giants . . . in the playoffs that year, he returned seven kickoffs for 138 yards for a 19.7-yard average . . . he also returned three kickoffs for 47 yards in Super Bowl XIV against Pittsburgh . . . second-round draftee, 54th player in 1979 and eighth running back.

COLLEGE, PERSONAL: He led Memphis State with 739 yards rushing as a senior (5.9-yard average) while logging duty at flanker, fullback and tailback . . . he earned UPI Back of the Week honor as a junior when he collected 157 yards on 16 carries against Mississippi State . . . full name Eddie Wayne Hill, born May 13, 1957 in Nashville, Tenn., where he lettered in four sports at Hillsboro High . . . his brother Norman (Smoke) Hill is defensive back at Texas Tech . . . majored in marketing . . . he and his wife Ville (married 1-6-79) live in Plantation, Fl., with their daughter Valencia and son Quadtrane.

HILL'S STATISTICS

	RUSHING						RECEIVING			
	G-S	Att.	Yds.	Avg.	LG	TD	No.	Yds.	LG	TD
1979	16-0	29	114	3.9	27	1	4	36	21t	1
1980	7-1	39	120	3.1	19	0	4	29	11	0
1981	11-2	37	146	3.9	24	1	12	73	16	1
1982	9-0	13	51	3.9	13	0	6	33	10	0
TOTALS	43-3	118	431	3.7	27	2	26	171	21t	2
Playoffs	8-0	3	8	2.7	4	0	2	3	2	0

Additional—Fumbles/Lost: 2/1 in 1981; 2/2 in 1982. Passing 1 for 1, 14 yards, 12-19-81 vs. Buffalo. Kickoff Returns: 15-305, avg. 20.3, long 43, in 1979; 1-20 in 1981 and 1-13 in 1982 for totals of 17-338, avg. 19.9, long 43.

HILL'S SINGLE-GAME HIGHS

Rushing Yards 73 on 16 carries (10-12-80 at St. Louis)
 Rushing Attempts 16 for 73 yards (10-12-80 at St. Louis)
 Longest Run 27 yards (11-4-79 at Seattle)
 Pass Receptions 3 for 30 yards (11-15-81 vs. Oakland)
 Receiving Yards 30 on 3 catches (11-15-81 vs. Oakland)
 Longest Reception 21 yards, TD (10-28-79 vs. N.Y. Giants)



JIM JENSEN

Quarterback

11

6-4, 212

3rd Year

Born Nov. 14, 1958

Boston University

(D11, 1981)

A willingness to play on special teams was probably the key to his making the Dolphins' squad in 1981 when he beat out QB Brad Wright . . . after a shaky start in the 1982 preseason scrimmages

with the New Orleans Saints, Jensen completed 19 of 29 passes for 262 yards and two touchdowns against the Washington Redskins and Denver Broncos in the first two preseason games . . . Woodley and Strock shared QB the second two pre-season games and Jensen only threw one pass during regular or post-season play, incomplete against the Baltimore Colts Jan. 2, 1983 . . . on special teams he recorded one solo tackle and one assist during the regular season and two solo tackles in playoff games . . . when the Dolphins drafted Dan Marino number one, Jensen reacted by working out at the Dolphin training camp five days a week in the offseason . . . 11th round draftee, 293rd player in 1981.

COLLEGE, PERSONAL: A rollout passer and formidable runner, he led Boston University to the best two-year record (17-3-1) in the school's history . . . he completed 119 of 215 passes (55.3 percent) for 1,544 yards and 11 touchdowns in 1980, and he rushed for another 254 yards and five TD's to set a total-offense record of 1,798 yards . . . old mark belonged to Harry Agganis for 30 years . . . All-New England quarterback had totals of 217 completions in 433 attempts (50.1 percent) for 2,740 yards and 17 TD's, 19 interceptions . . . he added 569 yards rushing on 258 carries and scored 13 TD's . . . full name James Christopher Jensen, born Nov. 14, 1958 in Abington, Pa., he starred as an All America quarterback at Central Bucks High in Doylestown, Pa., in leading team to 22-0-1 record . . . B.S. in special education . . . bachelor lives in Miami.



DAN JOHNSON

Tight End

87

6-3, 234 Iowa State
2nd Year (D7a, 1982)
Born May 17, 1960

Was impressive in early training camp and caught two passes for 22 yards in scrimmage against the New Orleans Saints . . . slowed down by shin splints and was on injured reserve all during 1982 . . . with the shift of Lee to compete for a tackle position, will compete in preseason to retain slot on team . . . drafted seventh . . . 170th player picked in 1982 draft.

COLLEGE, PERSONAL: Caught 21 passes for 290 yards for Iowa State (5-5-1) as a senior . . . his biggest catch as senior was 44-yard grab in 23-12 victory over Rose Bowl qualifier Iowa . . . he had five receptions for 66 yards against San Diego State . . . ankle injury limited his playing time as junior, but he romped 76 yards for TD against Colorado State in 69-0 rout . . . Cyclones tried him at fullback in 1981 spring drills but he suffered shoulder separation . . . he transferred from Golden Valley Lutheran, a Minnesota junior college, where he set career records of 59 catches for 1,033 yards and 13 touchdowns . . . full name Daniel Jerome Johnson, born May 17, 1960 in Minneapolis, he played at Cooper High in New Hope, Minn. . . nickname "Bomber" . . . majored in industrial education . . . he and wife Kristen (married 2-20-82) live in Crystal, Minn. One son, Joshua James, born 7-11-82.



WILLIAM JUDSON

Safety

49

6-1, 181 S. Carolina State
2nd Year (D8, 1981)
Born March 26, 1959

Made the team as a backup to Lyle Blackwood and Mike Kozlowski . . . played little in 1982 . . . his size belies his strength, while only 181 pounds, he can bench press 345 pounds and he runs the 40-yard dash in 4.57 seconds . . . spent the 1981 season on injured reserve following a hamstring tear in final exhibition game vs. Kansas City . . . was required to report to the NFL's doctor in New York eight weeks following being placed on injured reserve to verify genuine injury . . . doctor found some tightness around the knee . . . he reported to training camp in first class condition in 1982 . . . he had no game starts in 1982 . . . two tackles and one assist during the regular season and two solo tackles in the playoffs . . . eighth-round draft choice, 1981.

COLLEGE, PERSONAL: He was All Conference at South Carolina State and twice named Back of the Week in the conference . . . he was an honor student with a business major . . . South Carolina State Coach Bill Davis rated Judson and Thomas Tutson — who were teammates as "two of the finest cornerbacks in the nation" . . . he was co-captain of the Bulldogs . . . he is a whiz at mathematical word problems and statistics . . . in the offseason lives at his home in Atlanta.



MIKE KOZLOWSKI

Safety

40

6-0, 198 Colorado
4th Year (D10b, 1979)
Born Feb. 24, 1956

A "nickle" back in Dolphins' pass defense . . . participated in all regular season and four post-season games . . . key interception of Joe Ferguson pass on Dolphins' 15-yard line and 36-yard return Nov. 21, 1982 in Dolphins' 9-7 win . . . recovered two opponents' fumbles, had 19 tackles and two assists during regular season and recovered and returned fumble 30 yards to Buffalo Bills' 12-yard line in fourth quarter to set up go-ahead Dolphins' field goal Nov. 21, 1982 . . . his two interceptions in final minutes closed the door on Buffalo in 16-6 victory for AFC East title Dec. 19, 1981 . . . also scooped up Sam Cunningham's fumble and returned it 25 yards for touchdown for go-ahead points in 24-14 win over New England Dec. 6, 1981 . . . he became first ever Dolphin rookie to make the transition from college running back to NFL defensive back . . . became "nickle" back for final five games of 1979 season replacing injured Glenn Blackwood . . . idled by a severely sprained left ankle which placed him on injured reserve throughout 1980 . . . missed two games (11th and 12th) with sprained right knee in 1981 . . . his only start was final game in 1979 against the NY Jets replacing strong safety Tim Foley who rested a bruised knee . . . wears No. 40, previously worn by All-Pro Dick Anderson, also a Colorado alumnus . . . tenth round draftee, 272nd player in 1979.

COLLEGE, PERSONAL: An injury-plagued tailback at Colorado, he gained 239 yards as junior and 165 yards as senior . . . Broken rib in 1977 twice caused punctured lung, but he returned

from six-game absence and had 42-yard touchdown burst and 55-yard tailback-option pass for TD in victory over Iowa State . . . he recovered from dislocated elbow as senior after doctor advised that his football career was ended . . . he earned California all-state honors at Mira Costa Junior College in Oceanside by rushing for 1,100 yards in 1976 . . . full name Michael John Kozlowski, born Feb. 24, 1956 in Newark, N.J. the son of Polish father and Samoan mother . . . he starred as basketball MVP at San Diego High in Encinitas, Ca., and received volleyball scholarship to San Diego State in 1974 . . . he also spent a 1975 winter semester at Brigham Young . . . he played in Challenge Bowl between all-stars of Big Eight and Pacific Ten conferences in 1978 . . . he and wife Kristy live in Pembroke Pines, Fl., with daughters Kemery (11-26-77), Brynn (5-25-79), and Jordan (2-4-83) . . . he did promotional spot for C.A.R.E. and also toured 15 schools in Hawaii with eight-player NFL contingent representing Samoan Athletes in Action.

KOZLOWSKI'S STATISTICS

	G-S	Tack.	Asst.	Total	Opp. Fum.	Int.	Yds.	LG
1979	16-1	22	9	31	0	0	0	—
1980			(INJURED RESERVE)					
1981	14-0	26	13	39	1	3	37	29
1982	9-0	19	2	21	2	1	36	36
TOTALS	39-1	67	24	91	3	4	73	36
Playoffs	6-0	13	6	19	0	0	0	0

Additional—Kickoff Returns: 4-85, avg. 21-2, long 22 in 1979; 1-40 in 1981. Total: 5-135, avg. 22.5. Punt Returns: 3-21, avg. 7.0, long 11, four fair catches in 1979; 1-9, one fair catch in 1981. Total: 4-30, avg. 7.5, long 11, five fair catches. Recovered Dolphin Fumble in 1979, Recovered two Opponents' Fumbles 1982. Passes Defensed: one in 1979, 3 in 1981, 2 in 1982 for total of 6.

Touchdown—Fumble Return, 25 yards, 12-6-81 vs. New England.



BOB KUECHENBERG

Guard/Tackle

67

6-2, 255

Notre Dame

14th Year

(FA, 1970)

Born Oct. 14, 1947

Only active Dolphin to have played in all 18 Dolphin playoff games . . . a five-time participant in Pro Bowl (1974-75-77-78-82) . . . Dolphins' last active player who was on Super Bowl teams of 70's . . . Coach Don Shula has said of him, "they don't come any tougher than Kooch" . . . will turn 37 in October, 1983 . . . can not only play guard and tackle but also center . . . was named All-NFL in 1978 by Associated Press when he started eight times at guard and seven times at tackle on the left side of Dolphin line . . . holds Dolphin longevity records with a total of 179 starts and 192 games overall . . . retired Vern den Herder is second in overall games with 166 . . . snaps for punts and place kicks . . . joined Dolphins as a free agent rookie . . . he replaced injured Maxie Williams in ninth game of 1970 and had 53 consecutive starts before suffering a fractured left forearm in 13th game of 1973 . . . two weeks later he returned to lineup for playoffs and neutralized All-Pro tackle Alan Page in Super Bowl VIII win over Minnesota . . . he made remarkable recovery in 1977 from a broken back (two fractures of transverse process), sustaining injury Aug. 13 missing only two regular-season starts . . . he said, "it takes pride and an obsession for details to be an offensive lineman," . . . fourth round draftee by Philadelphia, 80th player in 1969 draft, he was cut by Eagles . . . he was placed on Atlanta taxi squad, then cut a week later . . . he played seven games (five without pay) and two for \$100 each with 1969

Chicago Owls of semi-pro Continental League and was selling business forms when signed as free agent by Dolphins in 1970 . . . he played head-to-head game against older brother Rudy on special teams in 1970 game with Cleveland.

COLLEGE, PERSONAL: He was voted Notre Dame's outstanding defensive lineman in 1968 while also playing offensive tackle for Fighting Irish (7-2-1) . . . he played third base for the baseball team . . . B.A. in economics . . . full name Robert John Kuechenberg, born Oct. 14, 1947 in Gary, Ind., one of nine children, and raised in Hobart, Ind. . . he rode in gunnysack on dad's back for rodeo clown act, and his dad was Human Cannonball before Kooch was born . . . he owns Interior Arts, Inc., selling oil paintings, and he has a real estate license in both Florida and California . . . he also travels as sports marketing director for Pan Am World Airways . . . he and wife Marilyn (married 10-9-78) have renovated an old mansion on Star Island, Miami Beach, where they live with their infant daughter Alexandra (6-25-82) . . . he has two sons, Bryan, 11, and Erik, 9, by a previous marriage . . . he is the fund-raising chairman for the Florida Lung Association and has done promotional spots for the Special Olympics.

Games/Starts—1970 (8-5); 1971 (14-14); 1972 (14-14); 1973 (13-13); 1974 (14-14); 1975 (14-14); 1976 (10-10); 1977 (14-12); 1978 (16-15); 1979 (16-16); 1980 (16-16); 1981 (16-9), and 1982 (9-9). Playoffs (18-18). Total: 192-179.



ERIC LAAKSO

Offensive Tackle

68

6-4, 265

Tulane

6th Year

(D4b, 1978)

Born Nov. 29, 1956

Won a game ball along with tackle Jon Giesler in opening regular-season game of 1982 in game against the New York Jets at Shea Stadium which Dolphins won 45-28 . . . he has started 46 consecutive games at right tackle spanning all of 1980-81-82 seasons . . . the Laakso-Giesler tandem now has 40 consecutive starts and could surpass the Dolphin longest running streak of 43 held by Doug Crusan and Norm Evans from 1969-71 . . . he was projected as a guard or tackle when drafted, and he had a understudy role to RG Larry Little and RT Mike Current in 1978 and 1979 . . . he is only player in Dolphin history whose first start came in a playoff game, the 1978 playoff game with Houston . . . a left ankle injury kept him on injured reserve for two months in 1979, but he returned to start two games for injured Larry Little (at Cleveland and Baltimore) . . . was a free agent holdout and missed mini-camp in May, 1982 but signed July 7 . . . he is the only NFL player of Finnish descent and spent three weeks in Finland in June, 1982 as a consultant for the Americalainen Jalkapallo Liitto . . . fourth-round draftee, 106th player in 1978.

COLLEGE, PERSONAL: He earned All-South Independent honors at Tulane and was All-America honorable mention by Associated Press . . . Tulane recruiter Tony Misita, visiting Laakso's home in Connecticut during winter, was willing to observe Finnish custom of jumping into an ice-covered pond after a sauna while recruiters from Pittsburgh and Boston College demurred . . . B.S. in geology . . . full name Eric Henry Laakso, born Nov. 29, 1956 in New York, he was raised in Sterling, Ct., and starred in football and track at Killingly High in Danielson, Ct. . . named pronounced LAX-o . . . his father Olavi played soccer in Finland . . . he and wife Debbie (married 7-4-81) live in Pembroke Pines, Fl.

Games/Starts—1978 (16-0); 1979 (10-2); 1980 (16-16); 1981 (16-16); 1982 (9-9). Playoffs (7-6). Total: 74-49.



PAUL LANKFORD

Cornerback

44

2nd Year Penn State
6-1, 178 (D3, 1982)
Born June 15, 1958

A player to be reckoned with for the future . . . ran a 4.49 40-yard dash in Dolphin mini camp in 1983 and coaches have praised his progress . . . like all the Dolphin rookies during the shortened 1982 season he saw little action, though he participated in seven games . . . he had five solo tackles during the regular season and four solo tackles and one assist during the post-season . . . worked out on a regular basis in the offseason.

COLLEGE, PERSONAL: Started 20 consecutive games for Penn State, outstanding hurdler, he has clocked 50.06 seconds in 400-meter intermediate hurdles and ranked fourth in NCAA meet in consecutive years . . . All-America honorable mention from Sporting News and Football News, he led Nittany Lions with four interceptions as a junior and had 61 tackles (50 initial hits) in his last two years . . . he had 63-yard interception return, caused one fumble and recovered another in 1981 against the University of Miami . . . full name Paul Jay Lankford, born June 15, 1958 in New York, he was national hurdling star at Farmingdale (N.Y.) High and rival of Renaldo (Skeets) Nehemiah . . . B.S. in health planning and administration.



RONNIE LEE

Offensive Tackle

72

6-3, 254 Baylor
5th Year (D3c, 1979)
Born Dec. 24, 1979

After four years as a tight end, including at one time 28 consecutive starts, he is now trying to establish himself as an offensive tackle . . . off-season strength and flexibility program has increased his weight from 236 to 254 . . . the change, recommended by Coach Shula, has been termed by Lee, "a huge challenge. My strength is blocking. That's what I love to do. This doesn't mean I've failed, it just gives me something else to shoot for" . . . Dolphins' last two position changes (A.J. Duhe from defensive line to linebacker and Kim Bokamper from linebacker to defensive line) have been successful, . . . in 1982 he caught two passes for six yards giving him 25 receptions in four years . . . has always had ability to wipe out defenders with a powerful forearm or drive them into the ground with a quick, tenacious burst . . . Offensive Line Coach John Sandusky said of the position change for Lee, "we feel he's capable of making the move. We even had him projected as a tackle coming out of college" . . . he caught a career-high 14 passes in 1981 including a seven-yard touchdown pass in 27-10 victory over Baltimore that season . . . third-round draftee, 65th player in 1979 and third tight end behind Kellen Winslow (Chargers) and Dan Ross (Bengals).

COLLEGE, PERSONAL: A four-year starter at Baylor, he played in Senior Bowl, Hula Bowl, and East-West Shrine game . . . he caught 53 passes for 694 yards and five TD's in career, and he blocked for former Dolphin fullback Steve Howell . . . he was Southwest Conference Freshman of Year in 1975 when he scored on 80-yard pass against Texas A&M . . . full name

Ronald Van Lee, born Dec. 24, 1956 in Pine Bluff, Ark., he was teammate of Earl Campbell at John Tyler High in Tyler, Tex., in capturing championship in 1973 . . . Lee was fullback as senior after Campbell graduated . . . he and wife Tessie live in Miami Lakes with their son LaWhalen (1-7-76) and daughter Rhonnie (6-22-81).

LEE'S STATISTICS

	G-S	No.	Yds.	Avg.	Long	TD
1979	16-2	2	14	7.0	10	0
1980	16-13	7	83	11.9	41	2
1981	16-16	14	64	4.6	11	1
1982	9-4	2	6	3.0	5	0
TOTALS	57-35	25	167	6.7	6	1



DON McNEAL

Cornerback

28

5-11½, 192 Alabama
4th Year (D1, 1980)
Born May 6, 1958

On a team which had 11 players who made interceptions during the regular season, he led with four and added two during the playoffs . . . including the shortened 1982 season, he has participated in 148 tackles and broke up 36 passes in the past three regular seasons . . . he broke up 11 passes and intercepted two in the Dolphins four post-season games during January, 1983 . . . he has All-Pro potential and 4.5 speed in the 40-yard dash . . . has distinction of being the only defensive back ever chosen by the Dolphins in first round of the draft . . . his first two seasons were marred with injuries . . . he broke his left wrist and suffered ligament damage to his left thumb during the 1980 game at Pittsburgh . . . he missed three starts in 1981 with torn hamstring and one more start after breaking his arm on a brilliant tackle of Kansas City's Joe Delaney after fighting off a block by Brad Budde (6'4", 262 pounds) . . . was beaten for a touchdown by N.Y. Jets' Wesley Walker in Dolphins regular-season game Dec. 18, 1982 in Orange Bowl, but came back with a startling interception in fourth quarter that helped set up Dolphins' narrow win . . . he had no interceptions his second year in the league and yet played well . . . he earned Tommy Fitzgerald Memorial Award as Outstanding Rookie in training camp.

COLLEGE, PERSONAL: He earned All-America honors and helped Alabama to 21 consecutive victories and national championships in 1978 and 1979 . . . three-year starter for Crimson Tide with 97 tackles (68 unassisted) and seven interceptions in his career, and he broke up 29 passes . . . his goal-line tackle of Penn State receiver Scott Fitzkee preserved a 14-7 victory for national title in 1979 Sugar Bowl . . . Alabama won three straight Sugar Bowls including wins over Ohio State, 35-6, Penn State, and Arkansas, 24-9 . . . McNeal blocked two punts as junior . . . full name Donald McNeal (no middle name), born May 6, 1958 in Altmore, Ala., he is next-youngest of ten children raised by his father Henry after McNeal's mother died in 1964 . . . he was MVP in football and baseball at Escambia County High and he helped Blue Devils win Class 3A state championship in 1974 . . . he majored in social welfare . . . married in off-season to Rhonda . . . has worked in educational program for children of migrant workers in South Dade fields.

McNEAL'S STATISTICS

	G-S	Tack.	Asst.	Total	Opp. Fum.	Int.	Yds.	LG
1980	13-13	56	23	79	1	5	17	15
1981	12-12	44	15	59	1	0	0	0
1982	9-9	27	10	37	0	4	42	23
TOTALS	34-34	127	48	175	2	9	59	23
Playoffs	5-5	7	2	9	0	2	36	20

Additional—Passes Defensed: 17 in 1980, 16 in 1981 and 3 in 1982. Forced Fumbles: 1 in 1980, 1 in 1981 and 0 in 1982 for total of 2.

Playoffs — Passes Defensed: 2 in 1981 and 1 in 1982.

Touchdown — Interception return, 19 yards, 9-12-82 vs. N.Y. Jets



NAT MOORE

Wide Receiver

89

5-9, 188

10th Year

Born Sept. 19, 1951

Florida

(D3, 1974)

A pass receiving record holder for the Dolphins as he enters his tenth season . . . experienced little playing time in 1982 . . . caught a total of eight passes for 82 yards and one touchdown during regular season and one pass of three yards for a touchdown Jan. 16, 1983 in playoff game against the San Diego Chargers in the Orange Bowl . . . has amassed a total of 49 TD's, 339 receptions and a total of 5,284 yards in nine seasons . . . he has topped 100 yards receiving ten times (two fewer than Paul Warfield (1970-74) . . . was All-Pro in 1977 as he caught a league-leading 12 TD passes and he led Dolphins receivers for six consecutive years (1974-79) while averaging 16.2 yards per catch . . . missed three games in 1981 with left knee and ankle injury and had a cyst removed in February, 1982 in first operation since 1974 . . . his highlight game of the 1981 season was Oct. 4, 1981 vs. the New York Jets when he finished with seven catches for 210 yards . . . he had receptions, in order, of 26, 47, 6t, 52, 11, 45 and 23t . . . he earned consensus All-NFL honors from Associated Press and Pro Football Writers in 1977 plus All-AFC recognition from three other selectors . . . one of his finest performances was Oct. 25, 1977 at San Francisco when he scored 32-yard screen pass as halfback, on a 19-yard run on a flanker reverse, and a 73-yard bomb after faking a curl pattern and taking off . . . missed 1979 pre-season when he suffered a hairline fracture of transverse process during scrimmage with New Orleans . . . in 1976 he missed last five games of the season with a broken leg . . . third-round draftee. 78th player in 1974 . . . he won Tommy Fitzgerald Award as outstanding rookie in training camp . . . he was fifth-round draft choice of the Jacksonville Sharks in now-aborted World Football League.

COLLEGE, PERSONAL: He was gamebreaker in 1972 as Florida junior by rushing for 845 yards and catching 25 passes for another 351 yards . . . injuries slowed him as a senior, and after Dolphins drafted him he underwent knee surgery in 1974 . . . he had been freshman dropout at Tennessee-Martin and had played basketball at Miami-Dade Community College South where coaches touted him to Florida . . . full name Nathaniel Moore (no middle name), born Sept. 19, 1951 in Tallahassee, he was raised in Miami and starred as All-City running back at Edison High in 1968 . . . he and wife Patricia live in North Miami with daughters Trellanee (3-30-70) and Natalie (11-3-77).

MOORE'S STATISTICS

	RECEIVING						RUSHING			
	G-S	No.	Yds.	Avg.	LG	TD	Att.	Yds.	LG	TD
1974	13-7	37	605	16.4	48	2	3	16	15	0
1975	14-14	40	705	17.6	79t	4	8	69	36	0
1976	9-9	33	625	18.9	67t	4	4	35	21	0
1977	14-14	52	765	14.7	73t	12	14	89	24	1
1978	16-15	48	646	13.5	47	10	4	-3	3	0
1979	16-14	48	840	17.5	53	6	3	22	18	0
1980	16-16	47	564	12.0	33	7	1	3	3	0
1981	13-11	26	452	17.4	52	2	1	3	3	0
1982	9-0	8	82	10.2	23	1	0	0	0	0
*TOTALS	120-100	339	5284	15.6	79t	48	38	234	36	1
Playoffs	8-4	10	171	17.1	40	1	1	7	7	0

(100-Yard Games; 1975-2; 1976-2; 1977-2; 1979-3. Total: 9)

(200-Yard Games: 7 for 210, 10-4-81 vs. NY Jets)

Additional—Fumbles/Lost: 1/1 in 1974, 1/0 in 1975, 1/1 in 1976, none in 1977, 1/0 in 1978, 1/0 in 1979, 1/1 in 1980 and none in 1981 for totals 6/3. Recovered Dolphin Fumble: one in 1974, 1975 and 1977, two in 1979 and one in 1980 for total of 6. Passing: 1 for 1, 31 yards, 11-24-74 at NY Jets; 0 for 1, 9-21-80 at Atlanta.

MOORE'S SINGLE-GAME HIGHS

Receptions 8 for 127 yards (9-30-79 at N.Y. Jets)
 Receiving Yards 210 on 7 catches (10-4-81 vs. N.Y. Jets)
 Longest Reception 79-yard touchdown (11-2-75 at Chicago)
 *TDs Receiving 3 (11-24-77 at St. Louis) 4, 9, 28
 *also scored 3 TDs including reverse 9-25-77 at San Francisco



TONY NATHAN

Running Back

22

6-0, 206

5th Year

Born Dec. 14, 1956

Alabama

(D3a, 1979)

After leading the NFL in rushing average with 5.3 yards per carry for the 1981 season and accumulating a total of 1,234 yards in rushing and pass receiving, a series of nagging injuries slowed his pace in 1982 . . . he bruised his ribs in pre-season, suffered a severe hip pointer early in the game with the Tampa Bay Bucs Nov. 29, 1982 and missed playing the following week against the Vikings Dec. 5, 1982 . . . challenged this year by signing of Dolphins' 1981 No. 1 draft pick David Overstreet . . . during regular season last year had 66 rushing attempts for 233 yards and a 3.5-yard average and one touchdown; he caught 16 passes for 114 yards and no touchdowns . . . as his injuries subsided by the time of the four playoff games, he rushed 22 times for 153 yards and a seven -yard average; he caught 15 passes for 127 yards for an 8.5-yard average and no touchdowns . . . he collaborated with Duriel Harris on memorable 40-yard flea-flicker touchdown pass in 1982 playoff against San Diego when he took a lateral and fled final 25 yards to end zone making the score 24-17 at halftime after Chargers had taken a 24-0 first quarter lead . . . he missed AFC East title game against Buffalo with sprained right knee and was sidelined two games with sore ribs in early 1981 . . . he was named All-NFL kick returner by Associated Press in 1979 after topping 1,000 yards on kickoff returns and leading AFC with 10.9-yards average on punt returns (28 for 306) . . . third-round draftee, 61st player in 1979 and tenth running back.

COLLEGE, PERSONAL: He capped a splendid Alabama career by rushing 127 yards on 21 carries as the Crimson Tide edged Penn State, 14-7, for national championship in 1979 Sugar Bowl . . . Nathan gained 1,997 yards on 310 carries — an impressive

6.4-yard average — and scored 29 touchdowns (15 as junior) over four seasons . . . he had six 100-yard games, and he netted 642 yards and 770 yards in final two years when Alabama posted consecutive 11-1 records . . . he played in Senior Bowl and Hula Bowl . . . full name Tony Curtis Nathan, born Dec. 14, 1956 in Birmingham, Ala., he starred in basketball and football at Woodlawn High . . . he and wife Johnnie (married 6-16-79) live in Miami with daughters Nikki and Natalie . . . he worked with two summer football camps in Alabama in 1982.

NATHAN'S STATISTICS

	RUSHING						RECEIVING			
	G-S	Att.	Yds.	Avg.	LG	TD	No.	Yds.	LG	TD
1979	16-0	16	68	4.2	18	0	17	213	35	2
1980	16-6	60	327	5.5	18	1	57	588	61	5
1981	13-11	147	782	5.3	46	5	50	452	31	3
1982	6-3	66	233	3.5	15	1	16	114	16	0
TOTALS	53-24	289	1,410	4.9	46	7	140	1,367	61	10
Playoffs	6-3	45	194	4.3	26	0	27	268	27	1

*includes 25t with lateral from Duriel Harris, 1-2-82 vs. San Diego
Additional—Fumbles/Lost: 8/5 in 1979, 9/5 in 1980, 2/2 in 1981 and 2/2 in 1982.
 Recovered Dolphin Fumble: one in 1980, 2 in 1981. Passing: 0 for 1, 1980; 0 for 1, 1981 and 1 for 2 in 1982 including 15t to QB Woodley vs. Jets 9-12-82.



ED NEWMAN

Guard

64

6-2, 255
 11th Year

Duke
 (D6, 1973)

Born June 4, 1951

After eight years in the trenches, he received All-Pro recognition both in 1981 and 1982 . . . unable to play in Pro Bowl after being injured in first half of Buffalo game Dec. 27, 1982 in Orange Bowl and missing all four post-season games . . . underwent surgery for ligament and cartilage damage in his left knee . . . fully recovered during off-season . . . still holds claim as all-time strongest Dolphin . . . has bench pressed 510 pounds and can do ten repetitions lifting 400 pounds in the bench press . . . made first team 1982 All-AFC on UPI, first team Newspaper Enterprise Association NFL All-Pro, and 1982 All-NFL Team selected by Associated Press, Newspaper Enterprise Association and Professional Football Writers Association . . . concerning the honors, he stated that when a new season starts, "I am only worrying about the first play of the next practice. Then the second play. And if you string a few good plays together, and string a few good games together, you come away with a good season" . . . he has 84 career starts including one start as a rookie in 1973 finale when Guard Larry Little rested a sore shoulder . . . in 1978, he tore ligaments in his left knee and was out for the season . . . in January, 1975 he had surgery on his thyroid gland to remove a malignant tumor . . . constantly maintains conditioning, strength and flexibility program . . . sixth round draftee, 156th player in 1973.

COLLEGE, PERSONAL: An All-Atlantic Coast Conference guard and defensive tackle at Duke, he twice won the ACC heavyweight wrestling crown . . . B.S. in psychology . . . full name Edward Kenneth Newman, born June 4, 1951 in New York, he starred at Syosset High on Long Island . . . he and wife Cathy (married 1-23-77) live in Miami with their daughters Stephani (3-26-79) and Holly (4-29-82) . . . he has a cat named "Monte Clark" after his first Dolphin offensive line coach . . . he did TV promotional spot for United Way in 1980 and has promoted blood drive for South Florida Blood Service for past three years.

Games/Starts-1973 (11-1); 1974 (14-4); 1975 (14-0); 1976 (14-8); 1977 (14-3); 1978 (12-9); 1979 (16-16); 1980 (16-16); 1981 (16-16); 1982 (8-8). Playoffs (6-2). Total: 141-83.



TOM OROSZ

Punter

3

6-1, 204

Ohio State

3rd Year

(FA, 1981)

Born Sept. 26, 1959

A two-step punter who replaced George Roberts in the preseason 1981 training camp and went on to have a fine rookie year with a 40.8-yard average, followed by a 38.7-yard average last year . . . has not had a blocked punt in 118 tries and has left the football inside the 20-yard line 32 times . . . was ranked eighth out of 14 AFC punters in net average with 34.2 yards per punt . . . and he ranked fourth in the number of times he placed the ball inside the 20-yard line among the punters of the AFC . . . his third-quarter kick against the Buffalo Bills in the third quarter of the Dec. 27, 1982 game in the Orange Bowl travelled 61 yards, was muffed by Holt and recovered by Hester . . . the ball was placed on the Miami 2-yard line, Franklin scored a touchdown and the Dolphins went ahead to stay, 17-10 . . . in the Nov. 22, 1981 game against the Jets, he averaged 43.8 yards on seven punts and had a net average of 41.4 yards . . . he fooled Kansas City Chiefs on fake punt Dec. 13, 1981 and ran 13 yards for a first down on a drive to go-ahead field goal in 17-7 win . . . he was a student of kicking expert Ray Pelfrey at a Wilmington, Ohio camp in June, 1981 . . . chose to report to Miami over an offer to try out at Tampa Bay.

COLLEGE, PERSONAL: A former quarterback at Harding High in Fairport Harbor, Ohio, he was a reliable punter for three seasons at Ohio State and set a Buckeye record with a 72-yard punt in 1978 opener against Penn State . . . he averaged 43.7 and 41.5 and 40.8 yards for Buckeyes and had career totals of 162 punts for 6,767 yards and 40.8 yards for Buckeyes and 41.2-yard average . . . as a senior he had 65 punts for 2,653 yards, both Ohio State records . . . full name Thomas Paul Orosz, born Sept. 26, 1959 in Painesville, Ohio, he was a four-year letterman in three sports at Harding High . . . he was Class A all-state quarterback and he cleared 6'6" in high jump and sailed 21 feet in long jump . . . B.S. in industrial technology . . . he was the 1969 national champion (10-year-old) in the Punt, Pass & Kick competition.

OROSZ'S STATISTICS

	G	No.	Yds.	Avg.	TB	In 20	LG	Blk.	FC	Net
1981	16	83	3386	40.8	11	21	61	0	9	34.7
1982	9	35	1353	38.7	4	11	61	0	7	34.2
TOTALS	25	118	4739	40.2	15	33	61	0	16	34.5
Playoffs	5	25	942	37.7	2	2	51	0	1	29.8

Additional—Opponent Returns: 45-286, avg. 6.4, long 22 in 1981 Rushing: 13-yard run for first down, 12-13-81 at Kansas City.



DAVID OVERSTREET

Running Back

20

5-10½, 204

Oklahoma

1st Year

(D1, 1981)

Born Sept. 20, 1958

Signed multi-year contract April 20, 1983 with Miami . . . opted to play in Canadian Football League (Montreal Alouettes 1981, Montreal Concordes 1982) before signing with Dolphins . . . in first season in the CFL, the former University of Oklahoma

running back rushed for 952 yards and eight touchdowns and caught 48 passes for 356 yards and one touchdown to lead the CFL in rushing. . . his performance was marred by 16 fumbles (one in a playoff game) and four fumbles in three games played in 1982 before franchise placed him on injured reserve. . . he then returned to Oklahoma for the rest of the season. . . at the time of his signing a Dolphin contract, he said, "I respect everybody's decisions and opinions of me for what happened the last two years. I know deep down I can play football and I know I can help the Dolphins" . . . Coach Shula was quoted following Overstreet's signing, "David has to overcome two years that he missed here. There won't be any guarantees. We'll do everything from the ground up. He's got to earn whatever role he has on this team. I'm looking forward to getting started."

COLLEGE, PERSONAL: In his four-year career at the University of Oklahoma, he rushed 293 times for 1,702 yards for a 5.8-yard average and 16 touchdowns. . . was used little as a receiver, with five receptions for 162 yards and two touchdowns. . . best game came in 1980 against Colorado when he rushed for 258 yards on 18 carries in 82-42 OU win. . . is a graduate of Big Sandy High School in Big Sandy, Texas. . . is married to Johnnie and has two children, Dayette (5-31-80) and David (5-26-83).

OVERSTREET'S CFL STATISTICS

	RUSHING				RECEIVING					
	Att.	Yds.	Avg.	LG	TD	No	Yds.	Avg.	LG	TD
1981	203	952	4.7	37	8	48	356	7.4	26	0
*1982	39	190	4.9	35	0	17	89	5.2	30	0
TOTALS	242	1142	4.7	37	8	65	445	6.8	30	0

Additional: Kickoff Returns, nine for 185 yards for a 20.6 average, longest 31 yards; Fumbles/Lost, 1981 regular season, 15/12, 1/1 playoff; Fumbles/Lost : 1982 (3 games), 4/3.

*Three games only in 1982



STEVE POTTER

Linebacker

54

6-3, 237

3rd Year

Born Nov. 6, 1957

Virginia

(FA, 1981)

A free agent whose hard hitting on special teams earned him a spot on the roster in 1981. . . is utilized extensively on kickoff and punt coverages. . . played in all nine regular-season games in 1982 and four playoff games. . . credited with nine tackles and two assists in regular season and three tackles in the playoffs. . . in 1981 Monday night televised game against the Philadelphia Eagles, he made "hit of the game" on kick returner Wally Henry forcing a fumble which was recovered by Joe Rose Nov. 30, 1981 in Orange Bowl with Dolphins ahead 13-10 and 1:30 left on the clock. . . in 1980, he survived in tryout with the then-Oakland Raiders until the final cut. . . when he made the Dolphins' team, Coach Shula cited his specialty team play as decisive in the decision to keep him on the roster.

COLLEGE, PERSONAL: A senior co-captain for Virginia's first winning team in a decade, he earned All-Atlantic Coast Conference honors in 1979. . . he led Cavaliers (6-5) with 68 tackles as a senior, and he had career total of 226 tackles as four-year starter at defensive end. . . Richmond Touchdown Club named him Defensive Player of Year for all colleges in the state. . . full name Stephen John Potter, born Nov. 6, 1957 in Bradford, Pa., he was three-sport captain at Fairview High in Erie, Pa. . . B.S. in marketing.

POTTER'S STATISTICS

	G-S	Tack.	Asst.	Total	Opp. Fum.	QB Sack	Int.	Yds.
1981	16-0	14	3	17	0	0	0	0
1982	9-0	9	2	11	0	0	0	0
TOTALS	25-0	23	5	28	0	0	0	0
Playoffs	5-0	4	0	0	0	0	0	0

Additional: Forced Fumbles: one in 1981.



EARNIE RHONE

Linebacker

55

6-2, 224

8th Year

Born Aug. 20, 1953

Henderson, Ark.

(FA, 1975)

Has legitimate aspirations to make All Pro. . . named captain of the defensive team in 1982 and has led Dolphins past two seasons in solo tackles and assists. . . lined up with A. J. Duhe, Bob Brudzinski and the late Larry Gordon, all former first-round draft picks. . . joined Dolphins as a free agent after being overlooked in the 1975 draft. . . in addition, he was a college walk on at Henderson State. . . had 66 tackles, 20 assists and one sack last regular season; and 35 tackles, six assists and two sacks during the four playoff games. . . self-effacing, lets performance speak for itself. . . has said, "I don't like to do anything to call attention to myself. I think people recognize my ability and talent. I like to take care of my responsibilities and not make a whole lot of noise". . . was named outstanding defensive linebacker by South Florida media in 1981 and was first recipient of "Rusty Chambers 110 Percent Award" given by Broward Dolphins' Booster Club in honor of the former Dolphin killed in a car accident following the 1980 season. . . Coach Shula said of Rhone before Super Bowl XVII, "he epitomizes what I've been preaching for a long time, that hard work equals success. He came here as a free agent in 1975 and impressed us from the first day. Then he had those two knee operations (1976 and '77). I remember the mini-camp after his second operation. He ran the 40-yard dash and his leg was dragging the whole way. I didn't think he'd ever line up for us again. But, instead he went out and worked harder to rehabilitate himself than anybody I can remember. My heart goes out to a player like Earnie Rhone". . . prior to '81 season, he had been mainstay in Dolphins' pass defense (1978-80) by playing all long yardage situations. . . he has missed only two games in the Dolphins' last 79 games, being idled by a pulled hamstring at the start of the 1980 season.

COLLEGE, PERSONAL: He was an NAIA All-America at Henderson State in Arkadelphia, Ark., in 1974 when the Reddies were national runners-up to Texas A&I. . . full name Earnest Calvin Rhone, born Aug. 20, 1953 in Ogden, Ark., he played at Rankin Street High in Ashdown, Ark. . . bachelor lives in Miami Lakes.

RHONE'S STATISTICS

	G-S	Tack.	Asst.	Total	Opp. Fum.	QB Sack	Int.	Yds.
1975	14-4	41	29	70	—	1	2	2
1976								
			(INJURED RESERVE)					
1977	4-0	4	2	6	—	0	0	0
1978	16-2	25	21	46	—	0	2	4
1979	16-0	45	33	78	1	0	2	17
1980	14-1	45	21	66	0	1	3	33
1981	16-16	120	51	171	1	6	3	35
1982	9-9	66	20	82	0	2	1	4
TOTALS	89-32	346	177	519	2	10	13	95
Playoffs	7-5	46	11	57	1	2	0	0

Additional—Passes Defensed: 2 in 1978, 5 in 1979, 3 in 1980, 9 in 1981 for total of 19.
Forced Fumbles: one in 1978, one in 1981 and 0 in 1982.
Playoffs—Recovered Opponent Fumble, 12-24-78 vs. Houston.



JOE ROSE

Tight End 80

6-3½, 230 California
 4th Year (D7, 1980)
 Born June 24, 1957

With the switch of Ronnie Lee to tackle, the combination of Bruce Hardy, Lee and Rose will now be part of Dolphin history. . . Rose is considered to have one of the surest pair of hands in football. . . Dolphins' fourth leading receiver last year behind Tom Vigorito, Durriel Harris, and Jimmy Cefalo. . . caught 16 passes for 182 yards and two touchdowns. . . his two touchdowns, both in the fourth quarter from Strock, almost pulled out game against the Tampa Bay Buccaneers Nov. 29, 1982. . . a picture-perfect 35-yard reception from Woodley in the New England Patriots' game Jan. 8, 1983 in second quarter in the Orange Bowl sparked Dolphins' go-ahead touchdown drive. . . in 1981, he helped Dolphins win over Buffalo in AFC East title game with three catches for 69 yards. . . regular participant in off-season conditioning program and dedicated to improving blocking skills. . . he had 23 catches for 316 yards in second NFL season, almost doubling his rookie output. . . seventh-round draftee, 185th player in 1980.

COLLEGE, PERSONAL: He starred in East-West Shrine game as outstanding offensive player with seven receptions for 102 yards. . . he blossomed at California as senior with 49 catches for 144 yards in sophomore and junior seasons combined. . . his career totals were 63 catches for 755 yards and four TD's. . . he once hauled in 14 passes for 222 yards in freshman game against Stanford. . . California QB Rich Campbell (Packers) led Pacific Ten passers with 2,859 yards when Rose was senior. . . full name Joseph Harold Rose, born June 24, 1957 in Marysville, Ca., he starred in football and basketball at Marysville High. . . B.A. in social science. . . he and wife Kelly (married 6-5-82) live in Pembroke Pines. . . chairman of kidney foundation.

ROSE'S STATISTICS

	G-S	No.	Yds.	Avg.	Long	TD
1980	16-0	13	149	11.5	50	0
1981	16-0	23	316	13.7	50	2
1982	9-0	16	182	11.4	44	2
TOTALS	41-0	52	647	12.4	50	4
Playoffs	5-0	7	104	14.9	35	2

ROSE'S SINGLE-GAME HIGHS

Receptions . . . 5 for 41 yards (10-12-81 at Buffalo)
 Receiving Yards . . . 69 on 3 catches (12-19-81 vs. Buffalo)
 Longest Reception . . . 50 yards (10-5-80 vs. Baltimore)
 . . . 50 yards (10-18-81 vs. Washington)
 TDs Receiving . . . 2 (1-2-82 vs. San Diego) 1, 15
 . . . 2 (11-29-82 vs. Tampa Bay) 7, 11

Quarterback Bob Griese may have the finest 50-game stretch in the history of pro football. The Dolphins won 82.1 percent of their games (43-9-1) with Griese at the helm in a span of 53 games from 1971 through the end of 1974.



STEVE SHULL

Linebacker

6-1, 224 William & Mary
 4th Year (FA, 1980)
 Born March 27, 1958

Suffered torn knee ligaments in intra-squad scrimmage on July 30 and underwent surgery next day. . . is expected to be sidelined for entire 1983 season. . . in '82 was special teams' captain and ferocious tackler. . . one of fastest linebackers on team (4.75 seconds in 40 yards). . . fierce competitive attitude. . . listed behind Earnie Rhone and A.J. Duhe on defensive depth chart in 1982. . . often comes in on the goal-line defense. . . he has said of himself, "The thing I like most about football is hard contact. I like to play the game straight ahead. I'm not a fancy ballplayer". . . lines up on the right hash mark on kickoffs and goes to the ball. . . skilled at breaking up wedge while retaining control. . . one of the strongest Dolphins in the bench press (370 pounds). . . collected 25 tackles and recovered two opponents' fumbles in 1981. . . in the 1982 shortened season, had three tackles and three assists followed by five tackles, two assists and a forced fumble in the playoffs. . . he wore No. 59 as rookie, but gave it up to Bob Brudzinski in 1981 and switched to 52, then gave it up to Ed Simonini when he suffered '83 knee injury. . . he was waived on final cutdown in 1980, then added to roster next day when tackle Jon Giesler was placed on injured reserve.

COLLEGE, PERSONAL: He was a three-year starter at The College of William and Mary in Williamsburg, Va., and he was named to the All-Virginia team selected by coaches of the state's five major colleges. . . he had a record 358 career tackles and earned ECAC Player of Week honor for forcing three fumbles and recovering two against Appalachian State. . . he was named to Jewish All-America team. . . full name Steven Mark Shull, born March 27, 1958 in Philadelphia, he captained football team at Neshaminy High in Langhorne, Pa. . . bachelor lives in Pembroke Pines and has worked at racquetball Sportrooms in Hialeah in off-season. . . B.A. in business management.

SHULL'S STATISTICS

	G-S	Tack.	Asst.	Total	Opp. Fum.	QB Sack
1980	16-0	14	3	17	0	0
1981	16-0	20	5	25	2	0
1982	9-0	3	3	6	0	0
TOTALS	41-0	37	11	48	2	0
Playoffs	5-0	7	10	17	0	0

Forced Fumbles: one in 1982 playoffs.



ED SIMONINI

Linebacker

52

6-0, 210 Texas A and M
 8th Year (Trade, 1983)
 Born February 24, 1955

Acquired by the Dolphins on August 3 from the New Orleans Saints in exchange for "future considerations". . . was acquired to increase depth at inside linebacker following July 31 knee surgery on Steve Shull. . . saw action in all nine games for the

Saints in '82, primarily on special teams . . . had been signed by New Orleans in pre-season following release by Baltimore Colts . . . spent six seasons with Colts after being third round choice in 1976 draft . . . had injury-plagued '81 season, spending first seven games on injured reserve (shoulder), starting one game, then re-injuring shoulder that shelved him for remainder of the season . . . led the Colts in tackles four consecutive seasons (1977-80) . . . Had 190 tackles and 23 assists in 1980, including Nov. 23 game at New England in which he had 18 tackles . . . led Colts in fumble recoveries in '80 with three . . . notched 158 tackles in 1979, averaging 13.6 tackles over the last ten games . . . 1978 totals included career-high 228 tackles and 28 assists, 75 more than closest competitor . . . had 71 tackles and 44 assists in '77, starting all 14 games at middle linebacker . . . spent rookie season on special teams with 16 total tackles.

COLLEGE, PERSONAL: Was named to several All-America teams during collegiate career at Texas A and M, including AP, UPI, Football Writers, The Sporting News, Walter Camp, and Football Coaches . . . was also an All-Southwest Conference selection . . . named SWC Defensive Player of the Year in sophomore and senior seasons . . . was Second Team All-SWC in sophomore and junior years . . . majored in ocean engineering . . . attended Valley High School in Las Vegas and starred as linebacker and running back . . . named Offensive and Defensive Player of the Year in Nevada his senior season . . . also was Nevada high school wrestling champion in junior and senior years . . . married to Karen, resides in Owing Mills, Maryland.

SIMONINI'S STATISTICS

	G-S	Tack.	Asst.	Total	Opp. Fum.	QB Sack	Int.	Yds.
1976	14-0	10	6	16	0	NA	0	0
1977	14-14	71	44	115	3	NA	1	0
1978	16-16	228	28	256	1	NA	2	4
1979	13-10	158	12	170	0	NA	0	0
1980	16-16	190	23	213	3	NA	0	0
1981	1-1	2	1	3	0	NA	0	0
1982	9-0	9	1	10	0	NA	0	0
TOTALS	83-57	668	115	783	7	NA	3	4



GERALD SMALL

Cornerback

48

5-11, 192

6th Year

Born Aug. 10, 1956

San Jose State

(D4a, 1978)

His goal is still All-Pro . . . after a 1981 season with no interceptions, he came back strong with two interceptions during the shortened regular season and then capped that with three interceptions in the playoffs . . . intercepted long pass by Fouts intended for Joiner in San Diego playoff game Jan. 16, 1983 in Orange Bowl, after pass was tipped by McNeal, and returned 16 yards starting drive for first Dolphin touchdown . . . he suffered a separated left shoulder while playing basketball and underwent surgery in May 1982 . . . his career total of 318 return yards is Dolphin record for cornerbacks . . . runs 40-yard dash in 4.5 . . . he was promoted starter in final three games of 1978 . . . voted Rookie of the Year by South Florida media and also won Tommy Fitzgerald Memorial Award as outstanding rookie in 1978 training camp . . . he also started 1978 opener for Curtis Johnson and then played extensively as "nickle" back while serving on special teams, twice recovering punts . . . prior to 1982 season, correctly predicted that secondary would be

successful in intercepting passes after his failure to intercept one in 1981 season . . . he said, "We can't get anything but better. If everyone stays healthy, we'll have another year working together. It has to help." Small was proven absolutely right . . . fourth-round draftee, 93rd player in 1978.

COLLEGE, PERSONAL: He had 12 career interceptions for 239 yards (19.9-yard average) at San Jose State, but a separated left shoulder sidelined him for five games as a senior and may have knocked him from first-round consideration in draft . . . he snatched seven passes for 104 yards and two TD's as sophomore, and Spartans were 9-2 in 1975 when Small and Dolphin defensive end Kim Bokamper were teammates . . . three-time All-Pacific Coast Athletic Association choice, he played in Senior Bowl and East-West Shrine game . . . full name Gerald David Small, born Aug. 10, 1956 in Washington, N.C., he was quarterback at Desert High, Edwards Air Force Base, Ca. . . he and placekicker Uwe von Schamann are only Dolphins who grew up an only child . . . bachelor lives in Atlanta.

SMALL'S STATISTICS

	G-S	Tack.	Asst.	Total	Opp. Fum.	Int.	Yds.	LG
1978	16-4	25	8	33	2	4	157	46t
1979	16-16	24	10	34	0	5	74	40
1980	16-16	24	15	39	0	7	46	22
1981	16-16	26	15	41	2	0	0	0
1982	9- 9	17	9	26	0	2	41	21
TOTALS	73-61	116	57	173	4	18	318	46t
Playoffs	6-6	19	3	22	0	0*	46	22

*22 yards with lateral from Lyle Blackwood, 1-2-82 vs. San Diego

Additional—Recovered Dolphin Fumble 1978 and 1980. Passes Defensed: 5 in 1978, 11 in 1979, 19 in 1980, 23 in 1981 and 6 in 1982 for total of 64. Forced Fumble in 1979.

Touchdown—Interception return, 46 yards, 12-10-78 vs. Oakland.



DWIGHT STEPHENSON

Center

57

6-2½, 255

4th Year

Born Nov. 20, 1957

Alabama

(D2, 1980)

Bear Bryant hailed him as "the finest center I've ever coached" and national TV audiences "discovered" him last year . . . regarded as a sure-fire future All-Pro if he avoids injury . . . in San Diego Chargers' playoff game Jan. 16, 1983 in Orange Bowl systematically opened holes along with other Dolphin offensive linemen for runners who racked up 214 yards rushing . . . John Sandusky, Dolphins offensive line coach said of him, "He's his own critic, which is something that I find a lot of the best players are. There will be times when we're grading him (on films) that he will grade himself lower than I do. I think that he wants to prove himself over a period of time before he starts accepting the kind of recognition people are going to be giving him" . . . started five games after injury to regular center Mark Dennard in Oakland Raiders' game Nov. 15, 1981 . . . starting position was up for grabs between Dennard and Stephenson in 1982, then Dennard fractured his arm in the Denver pre-season game and missed six weeks before players' strike . . . with the resumption of the season, coaches awarded Stephenson the starting job . . . on a national telecast from the Orange Bowl Jan. 16, 1983, Commentator John Brodie reviewed a playback of Stephenson snapping the ball then veering into the pursuit of Chargers' linebacker Cliff Thrift and literally giving him an eight-yard ride backwards while Andra Franklin followed the block with a

seven-yard gain . . . Brodie commented, "This is a guy who has gone unsung and unnoticed for years" . . . has started last 14 regular-season games . . . second round draftee, 48th player in 1980 and third center behind Jim Richter (Bills) and Ray Donaldson (Colts), all three drafted into the AFC East.

COLLEGE, PERSONAL: A three-time All-Southeastern Conference center, he helped carry Alabama to 21 straight victories and national titles in 1978 and 1979 . . . he earned Football News first-team All-America honors and second-team recognition by AP and UPI . . . Crimson Tide won three consecutive Sugar Bowls over Ohio State, Penn State and Arkansas . . . he played in Senior Bowl and East-West Shrine game . . . full name Dwight Eugene Stephenson, born Nov. 20, 1957 in Murfreesboro, N.C., and raised in Hampton, Va., where he won all-state honors as center and defensive tackle for state champion Hampton High in 1975 . . . majored in social welfare . . . next-to-oldest of seven children . . . he and wife Dinah live in Hampton, Va., with their daughter Marshea (7-15-80).

Games/Starts-1980 (16-0); 1981 (16-5); 1982 (9-9). Playoffs (5-4). Total: 46-18.



DON STROCK

Quarterback

10

6-5, 220 Virginia Tech
10th Year (D5, 1973)
Born Nov. 27, 1950

Has been the Dolphins' key backup quarterback the majority of his career and is on a par with starting NFL QB's as a pure dropback passer . . . played a vital role in Dolphins' comeback win over the New York Jets Dec. 18, 1982 in the Orange Bowl . . . with less than two minutes on the clock Strock moved the team 54 yards on eight plays to set up Uwe Von Schamann's winning field goal with three seconds remaining in nationally-televised game 20-19 . . . started second half in two regular season games in 1982, the 9-7 win over the Buffalo Bills Nov. 21, 1982 and the 23-17 loss to the Tampa Bay Bucs Nov. 29, 1982 in which he completed 17 of 34 passes for 204 yards and two touchdowns . . . regarding his role when used as a reliever, he said last season, "I am in a unique situation. I am usually called on when the game is close and we need a field goal or a touchdown to win. It can be tough at times. Any knowledgeable sports fan realizes that if you can do it 50 per cent of the time you are a success. It's hard to do and you have to realize that it isn't always going to work out for you" . . . he was instrumental in helping the Dolphins to win the 1981 AFC East title with key relief work in wins over Houston, Philadelphia and Kansas City, and his performance after coming off the bench in the second quarter in the playoff game against the San Diego Chargers after the Dolphins were down 24-0 is regarded as the finest passing display in the history of the Dolphins . . . he completed 29 passes in 43 attempts, including four touchdown passes for 403 yards, including the now-famous flea flicker play from Strock to Harris who lateraled to Nathan for a 40-yard touchdown seconds before the first half ended . . . while he had no starts in 1982, he has started 18 games in his nine year career and for the past five years has been the holder for place-kicks . . . suffered concussion in the early minutes of 1980 game in New England which resulted in David Woodley's first extended action in a regular-season game . . . earlier in 1980, he had rallied the Dolphins from a nine-point deficit against Cincinnati for a 17-16 win . . . he played the equivalent of 3½ games in 1979 and produced 109 points as he led the Dolphins to a 5-2 start in 1978 by throwing ten touchdown passes and completing 65 of 125 passes in those 6½ games . . . his first NFL start was Dec. 7, 1975

when both Bob Griese and Earl Morrall were injured, and he responded with 11 straight completions and a game record of 12 for 15 (including two TDs) in 31-21 win over Buffalo . . . fifth round draftee, 111th player in 1973, seventh quarterback behind Bert Jones, Gary Huff, Gary Keithley, Dan Fouts, Ron Jaworski and Randy Mattingly . . . spent 1973 on taxi squad and was No. 3 quarterback (1974-76) until Earl Morrall's retirement.

COLLEGE, PERSONAL: He led the nation in passing in 1972 at Virginia Tech, completing 228 of 427 passes (51 percent) for 3,243 yards and 16 touchdowns . . . he passed for an amazing 527 yards against Houston, hitting 34 of 53 passes, and he was voted outstanding offensive player in Blue-Gray game . . . B.S. in distributive education . . . full name Donald Joseph Strock, born Nov. 27, 1950 in Pottstown, Pa., where he starred at Owen J. Roberts High . . . he and wife Debby (married 2-17-79) live in Miami Springs, and they have been active in fund-raising efforts for Ronald House project in South Florida.

STROCK'S STARTING CALLS

	1975	Att.	Comp.	Yds.	Pct.	TD	Int.	Long	Tkld.
W- Buffalo	15	12	99	80.0	2	0	17	0/0	
L- at Baltimore	18	7	0	38.9	0	1	25	1/11	
* Denver	6	4	20	66.7	0	0	14	2/18	
1976									
W- Buffalo	22	11	219	50.0	2	1	53t	1/12	
1978									
L- at New York Jets	23	10	108	43.5	1	2	24	1/12	
W- at Baltimore	20	13	151	65.0	3	0	57	2/15	
W- Buffalo	14	7	97	50.0	1	0	37	1/9	
L- at Philadelphia	17	6	76	35.3	0	3	22	2/15	
W- St. Louis	21	12	144	57.1	2	1	46t	0/0	
W- Cincinnati	20	12	134	60.0	2	0	34	1/4	
*W- at San Diego	10	5	33	50.0	1	0	19	1/9	
1979									
W- Chicago	17	12	207	70.6	0	0	53	1/11	
* at Baltimore	6	3	50	50.0	1	0	29t	0/0	
* New England	12	3	62	25.0	0	2	30	1/11	
L- New York Jets	41	26	322	63.4	1	2	38	0/0	
1980									
* at Atlanta	21	10	75	47.6	0	0	17	1/11	
*L- at New England	7	3	16	42.9	0	2	7	1/5	
1981									
L- at Buffalo	44	26	245	59.1	1	4	22	2/20	

*Relieved at halftime trailing Denver, 0-10; leading San Diego, 21-7; trailing New England, 13-17; injured at Baltimore, 7-7, in second quarter; trailing Atlanta, 3-7, late in second quarter; injured at New England, 0-10 in second quarter.

STROCK'S STATISTICS

	G-S	Att.	Comp.	Yds.	Pct.	TD	Int.	Long	Tkld.
1973	1-0	0	0	0	0	0	0	—	0/0
1974	6-3	45	26	230	57.8	2	2	25	3/29
1975	4-1	47	21	359	44.7	3	2	53t	4/41
1976	4-0	4	2	12	50.0	0	1	9	0/0
1977	16-7	135	72	825	53.3	12	6	57	9/73
1978	16-4	100	56	830	56.0	6	6	53	2/22
1979	16-2	62	30	313	48.4	1	5	33	5/49
1980	16-1	130	79	901	60.1	6	8	52	6/45
1981	9-0	55	30	306	54.5	2	4	43	2/5
1982	9-0	55	30	306	54.5	2	4	43	2/5
TOTALS	88-18	578	316	3776	54.7	32	34	57	31/264
Playoffs	4-0	62	38	551	61.3	4	3	50t	2/19

Additional—Rushing: 1-(-7) in 1974; 6-38, long 18, one TD in 1975; 2-13, long 11, one TD in 1976; 10-23, long 12 in 1978; 3-18, long 11 in 1979; 1-(-3) in 1980; 14-(-26), long 9 in 1981. 3-(-9) long 0 in 1982. Totals: 40-45, average 11, long 18, 2 TDs. Fumbles/Lost: 1/0 in 1975, and 1/0 in 1982 for totals of 10/6.

STROCK'S SINGLE-GAME HIGHS

Pass Attempts44 (10-12-81 at Buffalo) completed 26
 Pass Completions29 (1-2-82 vs. San Diego) attempted 43
 Passing Yards (Gross)403 (1-2-82 vs. San Diego)
 Passing Yards (Net)403 (1-2-82 vs. San Diego)
 Longest Completion57 yards, L. Harris (9-10-78 at Baltimore)
 Best Percentage80.0 (12-7-75 vs. Buffalo) 12 of 15
 Touchdown Passes4 (1-2-82 vs. San Diego) 1, 40, 15, 50
 Interceptions4 (10-12-81 at Buffalo) 26 of 44



JEFF TOEWS

Guard

60

6-3, 255
 5th Year
 Born Nov. 4, 1957

Washington
 (D2, 1979)

Has proven both in 1981 and last season that he can capably replace guards of All-Pro calibre . . . started games in Nov. 1981 when All-Pro Bob Kuechenberg suffered badly sprained arch . . . started last regular season game and all four playoff games in place of All-Pro Ed Newman who suffered severe leg injury that required surgery during Buffalo Bills game Dec. 27, 1982 in Orange Bowl . . . has progressed from being "forgotten Dolphin" to heir apparent for starting position . . . he played seven games in the 1980 season before being placed on injured reserve with a sprained ankle for season's final three games . . . said of his starting assignment following the Newman injury last season, "I know this will be a chance to establish myself as a quality player and it's something I'm hoping to do. Next year (1983) will be my fifth and I want to prove myself now and hopefully become a starter by next year, because if I don't I'll find that I'm too old and the league has passed me by." He also said, "I want my starting position based on talent, not on someone else's injury." . . . he is an especially strong blocker when the Dolphins go up the middle, and he's a member of the Dolphins' "400 Club" — players who bench press 400 or more pounds . . . his older brother Loren Toews was linebacker with Pittsburgh (1973-82) . . . second-round draftee, 53rd player in 1979.

COLLEGE, PERSONAL: A four-year starter at Washington, he gained All-America honors from Sporting News and second-team recognition from AP and UPI . . . he played guard for two seasons, then switched to tackle as Huskies fashioned 8-4 and 7-4 records including 1978 Rose Bowl victory over Michigan . . . he played in East-West Shrine game and Japan Bowl . . . majored in political science . . . full name Jeffrey Mark Toews, born Nov. 4, 1957 in San Jose, Ca., he starred at Del Mar High . . . name pronounced TAVES . . . he and wife Kathy (married 6-21-80) live in Pembroke Pines with their daughter Ashley (11-14-81) . . . he has organized a Wednesday night Bible study group among Dolphin players.

Games/Starts—1979 (11-0); 1980 (7-0); 1981 (9-7); 1982 (9-1). Playoffs (4-4). TOTAL: 40-12.



THOMAS TUTSON

Cornerback

43

6-1½, 188
 2nd Year
 Born May 20, 1958

S. Carolina St.
 (D6a, 1982)

Missed out on the 1982 season . . . placed on injured reserve for

a cracked cheekbone . . . totally regained his conditioning during the off-season and was a regular participant in the off-season conditioning program . . . ran a 4.64 second 40-yard dash in 1983 mini-camp.

COLLEGE, PERSONAL: Twice earned All-Mid-Eastern Athletic Conference honors at South Carolina State . . . he was Bulldogs' co-captain as a senior and he led defensive backs with 65 tackles (36 initial hits), matching the 65 tackles from his junior season . . . he was named to Sheridan Black College All-Star game . . . he had five interceptions in career after sitting out 1978 season with disc problem . . . he and teammate William Judson, a Dolphin eighth-round draftee in 1981 helped S.C. State fashion a 10-1 record in 1980 and rank third in Division 1-AA . . . full name Thomas Tutson (no middle name), born May 20, 1958 in Jacksonville, Fl., he played football and basketball at Jacksonville Ribault High . . . B.S. in business administration . . . nickname "Tut" from last name.



TOM VIGORITO

Running Back/
 Wide Receiver

32

5-10, 197
 3rd Year
 Born Oct. 23, 1959

Virginia
 (D5b, 1981)

Led Dolphins in number of pass receptions during last season with 24 and was the fifth leading punt returner in the AFC with a 9.6-yard punt return average . . . returned a punt 59 yards for a touchdown against the N.Y. Jets in 1982 opener Sept. 12 . . . he rushed 19 times for 99 yards and a 5.2 average including a 33-yard touchdown run that put Dolphins ahead to stay in Colts' game Oct. 19, 1982 at Orange Bowl . . . he caught seven passes for 91 yards in the playoff games last season for a 13-yard average . . . he caught a seven-yard touchdown pass for the only TD in the AFC East title win in 1981 over Buffalo, finishing that season with 33 receptions for 237 yards and a 7.2-yard average . . . also in 1981 season, he sparkled before a national television audience in a game vs. the Pittsburgh Steelers Sept. 10, 1981 with an 87-yard punt return for a TD in 30-10 Dolphins' win that broke previous Dolphin record of 86 yards set by Tony Nathan in 1979 . . . he also established Dolphin records for most punt returns (36) and most yards (379) in 1981, erasing Jake Scott's record (33 for 346 yards) . . . he is one of the fastest Dolphins (4.5 secs. in 40-yard dash) and can bench press 365 pounds . . . won Tommy Fitzgerald Memorial Award as the outstanding rookie in training camp . . . fifth-round draftee, 138th player in 1981, he was acquired on pick obtained from Philadelphia in 1979 trade for fullback Leroy Harris.

COLLEGE, PERSONAL: He set a Virginia career record of 648 carries and ranked No. 2 in school history with 2,912 yards rushing including eight 100-yard games . . . he linked rushing totals of 800, 1,044 and 742 yards in final three seasons and earned All-Atlantic Coast Conference honors as a junior . . . his career totals were 62 pass receptions (29 as senior) for 415 yards and two touchdowns, and he scored 15 TD's rushing . . . he had long gains of 81 and 70 yards for Cavaliers, and he went 302 carries without a fumble . . . he wore No. 22 at Virginia . . . full name Thomas Vigorito (no middle name), born Oct. 23, 1959 in Passaic, N.J., he helped DePaul High in Wayne, N.J., state championship in 1975 and also starred in track . . . majored in speech communications . . . he and wife Diane (married 6-27-81) live in Pembroke Pines, Fl. with son Justin (8-13-82) . . . he is a sports rep for Jack LaLanne Health Spas.

VIGORITO'S STATISTICS

	G-S	RUSHING					RECEIVING				
		Att.	Yds.	Avg.	LG	TD	No.	Yds.	Avg.	LG	TD
1981	16-1	35	116	3.3	30t	1	33	237	7.2	31t	2
1982	9-1	19	99	5.2	33t	1	24	186	7.8	26	0
TOTALS	25-2	54	215	4.0	33t	2	57	423	7.4	31t	2
Playoffs	5-0	4	17	4.3	5	0	9	103	11.4	23	0

Additional: 1981: Punt Returns, 36 (12 fair catches) for 379 yards. Average returns, 10.5. Longest gain 87t, Pittsburgh, 9-10-81. 1982: Punt Returns, 20 (5 fair catches) for 192 yards. Average return, 9.6. Longest 59t, New York Jets, 9-12-82.



UWE von SCHAMANN

Placekicker

5

6-0, 188

Oklahoma

5th Year

(D7, 1979)

Born April 23, 1956

Potential of All-Pro . . . selected to second team Associated Press All Pro in 1982 . . . sixth highest scorer among kickers in the NFL last season with 21 out of 22 PAT and 15 out of 20 FG for 66 points . . . provided a rousing finale before national television audience in Orange Bowl Dec. 18, 1982 when he kicked 47-yard field goal with three seconds remaining on clock before crowd of 67,702 for dramatic 20-19 Dolphin win over Jets . . . struggled back from 1982 offseason attack of colitis that hospitalized him 11 days during preseason training camp and saw him lose 25 pounds . . . also injured Jan. 16, 1983 in San Diego playoff game while recovering fumble and being hit by Charger linebacker Linden King . . . he suffered a hairline fracture of the transverse process of his lower right back, yet returned to kick in N.Y. Jets' playoff game Jan. 23, 1983 and completed two PAT's plus second half kickoff to near Jets' goal line . . . soccer style, right-footed kicker . . . led AFC in accuracy in 1981 with 24 FG's in 31 attempts (77.4 percent), and he had a streak of 15 consecutive field goals from inside 40 yards . . . he ranked seventh in the NFL in scoring for kickers in 1982 . . . he has successfully kicked 74 of 103 field goal attempts in the past four regular seasons for 71.8 percent . . . he kicked 70 consecutive extra points in a span of 29 games before missing at Dallas Oct. 25, 1981 . . . uses a form of meditation to prepare himself for the right mental set for games . . . while now one of the premier kickers in the NFL, his first NFL attempt after winning the kicking job from Garo Yepremian in 1979 was blocked by Buffalo's Sherman White and returned 76 yards for a touchdown by Charles Rome. . . he followed that rude initiation with ten straight field goals and ended the season 21 for 29-72.4 percent and third place among AFC kickers . . . seventh round draftee, 189th player in 1979 and fourth placekicker behind Russell Erxleben, Tony Franklin and Matt Bahr.

COLLEGE, PERSONAL: He twice earned All-Big Eight honors at Oklahoma and established an NCAA record of 125 consecutive conversion kicks . . . he missed only one PAT attempt in 141 spanning three seasons . . . longest field goal was 58 yards at Oklahoma State in 1977 . . . he hit 30 of 48 career FG attempts (62.5 percent) and held Sooners' record of 230 placekicking points . . . most memorable field goal was 41-yard shot with six seconds remaining for 29-28 triumph over Ohio State in 1977 . . . nicknamed "Von Foot" . . . full name Uwe Detlef Walter von Schamann, born April 23, 1956 in West Berlin, Germany, he moved with mother to Fort Worth, Tex., in 1972 . . . he played soccer at Eastern Hills High in Fort Worth and was drafted as goalkeeper by Dallas Tornado in 1977 . . . name pronounced OO-va von SHAH-mun . . . he and wife Tina married March, 1983 . . . he did United Way promotional TV spot in 1982.

von SCHAMANN'S STATISTICS

	G	PATs	FGs	Pct.	Blk.	Net		Long	Pts.
						Yds.	Made		
1979	16	36/40	21/29	.724	3	692	33.0	53	99
1980	16	32/32	14/23	.609	1	416	29.7	48	74
1981	16	37/38	24/31	.774	0	768	32.0	46	109
1982	9	21/22	15/20	.750	1	479	31.9	47	66
TOTALS	57	126/132	74/103	.718	5	2,355	31.4	53	348
Playoffs	6	19/19	4/7	.571	0	101	25.25	34	31

FIELD-GOAL ACCURACY

Year	1-19	20-29	30-39	40-49	50-plus	Total	Pct.
	1979	0/0	8/8	9/14	2/4		
1980	0/0	9/10	3/5	2/5	0/3	14/23	.609
1981	0/0	9/9	11/12	4/10	0/0	24/31	.774
1982	0/0	8/9	4/5	3/5	0/1	15/20	.750
TOTALS	0/0	34/35	27/36	11/24	2/7	74/103	.718

1982 KICKING

(Bold indicates FG Made)

at NY Jets (25); Baltimore (29); at Buffalo (42, 29, 56, 21); at Tampa (29); Minnesota (34, 28, 35, 24); at New England (45b); NY Jets (47, 49, 23, 47); Buffalo (35, 30); at Baltimore (34, 25). Playoffs: New England (52); San Diego (24, 23); Washington Redskins at Pasadena, SB XVII (20).

1981 KICKING

(Bold indicates FG Made)

at St. Louis (27, 30); Pittsburgh (44, 32, 42); at Houston (42, 37, 47, 27); at Baltimore (27); New York Jets (43, 47); at Buffalo (none); Washington (37, 25); at Dallas (none); Baltimore (41, 32); at New England (24, 26, 30); Oakland (43, 36); at NY Jets (46, 23); Philadelphia (43, 27); New England (37, 32); at Kansas City (39); Buffalo (22, 30, 33). PLAYOFFS: San Diego (34, 43b, 34b).

1980 KICKING

at Buffalo (none); Cincinnati (46, 39, 39); at Atlanta (28, 27); New Orleans (none); Baltimore (44, 24, 48); at New England (none); Buffalo (23); at NY Jets (none); at Oakland (35, 21, 53); at Los Angeles (none); San Francisco (21); San Diego (48, 52); at Pittsburgh (42); New England (27, 24, 23) at Baltimore (34); New York Jets (21, 38b, 42).

1979 KICKING

at Buffalo (34b, 34, 37); Seattle (36, 31); at Minnesota (none); Chicago (21, 34, 40); at NY Jets (25, 37); at Oakland (23); Buffalo (29, 34b); at New England (53, 40); Green Bay (46, 26, 36); Houston (32, 51); Baltimore (32, 22); at Cleveland (38); at Baltimore (none); New England (31, 43, 27); at Detroit (none); New York Jets (52b, 33, 25).

KICKING SURFACES

Year	Home	Pct.	Road		Total
			Grass	Turf	
1979	14/20	.700	4/4	3/5	21/29
1980	9/16	.563	4/6	1/1	14/23
1981	12/18	.667	3/3	9/10	24/31
1982	8/11	.727	4/4	3/5	15/20
TOTALS	43/65	.661	15/17	16/21	74/103

von SCHAMANN'S SINGLE-GAME HIGHS

*FGs Made 3 for 106 yards (9-20-81 at Houston)
 3 for 101 yards (11-29-79 vs. New England)
 3 for 92 yards (11-21-82 at Buffalo)
 FGs Attempted 4 (9-20-81 at Houston)
 Longest FG Made 53 yards (10-21-79 at New England)
 Longest FG Attempted 55 yards (10-5-80 vs. Baltimore)
 Extra Points 5 of 5 (11-9-80 at Los Angeles)
 5 of 5 (1-2-82 vs. San Diego)
 Scoring 13 points (11-29-79 vs. New England)
 12 points (11-8-81 at New England)

*made 3 field goals a total of seven times



FULTON WALKER

Cornerback

41

5-10½, 193

West Virginia

3rd Year

(D6b, 1981)

Born April, 30 1958

He had the finest day of his career returning kicks in Super Bowl XVIII . . . he set a Super Bowl record by returning four kickoffs 190 yards, including a 98-yard touchdown that gave Miami a 17-10 halftime lead . . . it was both the first kickoff returned for a touchdown as well as the longest kickoff return in Super Bowl history . . . he ranked 11th in the AFC with a kickoff return average of 21.7 yards . . . ranked behind Don McNeal as second leading pass interceptor with three during the shortened regular season for 54 yards in returns and no touchdowns . . . in his rookie season (1981) he had starting assignment in AFC East title win over Buffalo and a brilliant interception in his first NFL start in 13-10 Dolphin win over Washington Oct. 18, 1981 . . . he broke a 90-yard touchdown at Buffalo and ranked second in AFC with 38 returns for 932 yards — a 24.5-yard average . . . his top efforts were six returns for 185 yards at Buffalo and seven returns for 166 yards at New England with the longest gain of 53 yards . . . he covers 40-yard dash in 4.6 seconds . . . sixth-round draftee, 154th player in 1981, he was acquired on a pick obtained from Minnesota as compensation for center Jim Langer.

COLLEGE, PERSONAL: His big-play explosiveness at West Virginia was evidenced by punt returns for three touchdowns, spanning 88, 85 and 77 yards, and was ranked second in nation in 1980 with 14.6-yard average (21 for 307 yards) . . . he had five interceptions in career . . . he was switched from tailback to cornerback as a junior and he piled up 73 and 86 tackles in his last two years with Mountaineers . . . he gained 392 yards on 79 carries, a 4.9-yard average, as a sophomore tailback . . . he returned kickoffs as freshman and sophomore, averaging 19.9 yards (31 for 617 yards) . . . full name Fulton Luther Walker Jr., born April 30, 1958 in Martinsburg, W. Va., he rushed for 1,172 yards and had record 15 interceptions as senior at Martinsburg High . . . B.S. in physical education . . . bachelor lives in Martinsburg, W. Va.

Games/Starts—1981 (16-2), 1982, (9-0). Playoffs (5-0). Total: 30-2.



DAVID WOODLEY

Quarterback

16

6-2, 204

Louisiana State

4th Year

(D8b, 1980)

Born Oct. 25, 1958

Going into the 1983 NFL season, he is now one of the most experienced fourth-year QBs in the history of the NFL . . . was the youngest QB ever to start a Super Bowl . . . had a won-loss "pitcher of record" of 5-5 in 1980; 8-3 in 1981 not counting two games won by the Dolphins when he was relieved at halftime as the Dolphins were leading, and 6-2 in the 1982 regular season . . . he is 3-2 in post-season play . . . on QB rating statistics, he ranked ninth in the AFC during the 1982 regular season . . . has been quoted as saying, "the only numbers that matter are the ones on the scoreboard when the game ends. If I play well, I know it, and the people who matter know it. The critics will always be there" . . . through the first eight games of the 1982 regular

season, Woodley was averaging 105 yards passing and his QB rating was 52.1. In the next three games — the Jan. 2, 1983 Baltimore Colts' game, and playoff games Jan 8, 1983 against the New England Patriots, and Jan. 16, 1983 vs. the San Diego Chargers — he completed 47 of 63 passes for 680 yards with seven touchdowns and one interception . . . his rating for those three games was 139.6 . . . he is always a threat to run the ball and in the season opener Sept. 12, 1982 vs. N.Y. Jets from the shotgun formation, he handed off to Tony Nathan, then turned into a receiver for a 15-yard touchdown reception from Nathan . . . he rushed the ball 36 times for 207 yards and a 5.8-yard average in the 1982 regular season . . . he is the Dolphins' rushing average leader for ten or more rushes . . . has an explosive aptitude that first showed in 1980 game against Los Angeles Rams when he ran for two TD's and passed for three in a 35-14 win, and again against Dallas in 1981 when he passed for 408 yards and led an overall Dolphin offensive effort of 529 yards — the most ever run up against the Cowboys — in a 28-27 Dolphin loss . . . he also rushed for one touchdown and threw for two against the San Diego Chargers in the Jan. 16, 1983 playoff game which the Dolphins won 34-13 . . . he was overlooked until the eighth round of the 1980 draft primarily because he operated a two-quarterback system at Louisiana State . . . his outstanding rookie training camp plus his preseason play convinced Dolphins to trade QB Guy Benjamin to New Orleans . . . his mobility makes him difficult to defend and Dolphins have put in designed running plays to take advantage of his quickness . . . following the No. 1 draft pick of Dan Marino, Woodley took the decision in stride and was quoted, "I'm no stranger to competition. There's always been somebody around. It makes it easier for me because I have never known any other situation" . . . he was the 214th player picked in the 1980 draft.

COLLEGE, PERSONAL: He shared quarterback duties with Steve Ensminger at Louisiana State, but Woodley took charge in LSU finale by ramrodding 34-10 rout of Wake Forest in Tangerine Bowl . . . he completed 11 of 19 passes for 199 yards and one TD, and he rushed 75 yards on ten carries and scored two TD's . . . his career totals were 151-of-310 marksmanship (48.7 percent) for 2,084 yards, eight touchdowns and 15 interceptions . . . he also piled up 833 yards on 218 carries with 14 TD's for Tigers . . . he is probably the first NFL quarterback to collect more TD's running than passing while in college . . . full name David Eugene Woodley, born Oct. 25, 1958 in Shreveport, La., he starred at Byrd High in same city that produced Terry Bradshaw and Joe Ferguson . . . lawyer's son is the fifth of seven children . . . majored in computer science . . . he and wife Suzanne (married 6-13-81) live in Davie, Fla.

GAME-BY-GAME PASSING

1980	Att.	Comp	Yds.	Pct.	TD	Int.	Long	Tkld.
W- New Orleans	15	4	61	26.7	0	3	35t	0/0
W- Baltimore	2	2	14	100.0	0	0	13	0/0
W- at New England	28	11	48	39.3	0	2	10	4/32
W- Buffalo	17	11	93	64.7	1	1	15	1/10
L- at New York Jets	42	22	224	52.4	1	2	22	2/16
L- at Oakland	16	11	75	68.8	0	2	24	0/0
W- at Los Angeles	28	17	161	60.7	3	0	31t	0/0
W- at San Francisco	25	18	222	72.0	2	1	52	1/10
L- San Diego	34	22	251	64.7	1	2	61	5/29
L- at Pittsburgh	26	14	143	53.8	1	1	31t	0/0
W- New England	24	15	192	62.5	1	0	54	2/19
W- Baltimore	29	9	143	31.0	3	1	37t	0/0
L- New York Jets	41	20	223	48.8	1	2	41	2/11
TOTALS:	327	176	1850	53.8	14	7	61	17/27

GAME-BY-GAME PASSING

1981	Att.	Comp	Yds.	Pct.	TD	Int.	Long	Tkld.
W- at St. Louis	24	14	178	58.3	2	1	47t	4/37
W- Pittsburgh	34	14	161	41.2	1	1	33	0/0
W- at Houston	22	11	82	50.0	0	0	22	0/0
W- at Baltimore	30	19	309	63.3	2	0	48	0/0
New York Jets	5	3	27	60.0	0	0	16	1/2
at Buffalo				(DID NOT PLAY)				
W- Washington	28	15	296	53.6	0	0	54	0/0
L- at Dallas	37	21	408	56.8	3	5	69t	3/27
W- Baltimore	25	14	164	56.0	2	0	22t	0/0
W- at New England	37	22	242	59.5	0	2	55	2/26
L- Oakland	22	10	102	45.5	0	0	31	3/17
L- at New York Jets	22	10	63	45.5	0	2	16	3/22
Philadelphia	23	11	117	47.8	0	0	21	2/15
W- New England	24	11	128	45.8	1	1	45	0/0
W- at Kansas City	12	6	56	50.0	0	1	14	1/5
W- Buffalo	21	10	137	47.6	1	0	33	4/26
TOTALS:	366	191	2,410	52.2	7	11	64	22/138
1981 Playoffs								
San Diego	5	2	20	40.0	0	1	15	3/29

GAME-BY-GAME PASSING

1982	Att.	Comp	Yds.	Pct.	TD	Int.	Long	Tkld.
W- at New York Jets	20	12	79	60.0	0	1	20t	0/0
W- Baltimore	25	16	180	64.0	1	0	28	1/9
W- at Buffalo	16	6	79	37.5	0	1	44	1/0
L- at Tampa Bay	13	7	40	53.8	0	1	11	2/17
W- Minnesota	20	13	132	65.0	0	0	46	1/9
L- at New England	18	9	76	50.0	0	2	17	2/17
W- New York Jets	25	12	148	48.0	1	2	36	2/13
W- Buffalo	18	7	88	38.9	0	1	39	1/7
W- at Baltimore	22	14	239	63.6	3	0	45	0/0
TOTALS	177	96	1,061	54.2	5	8	46	10/72
New England	19	16	246	84.2	2	0	36	2/12
San Diego	22	17	195	77.2	2	1	53	1/16
New York Jets	21	9	42.8	0	3	20	4/27	
Super Bowl	14	4	97	28.6	1	1	76t	1/17
TOTALS	76	46	625	60.1	5	5	76t	8/72

MIAMI DOLPHINS TRAINING CAMP DEPTH CHART

OFFENSE

WR 82 Duriel Harris 85 Mark Dupre 32 Tom Vigorito	LT 79 Jon Glesler 74 Cleveland Green	LG 67 Bob Kuechenberg 65 Joe Lukens	C 57 Dwight Stephenson 63 Mark Dennard 62 Kurt Pierce	RG 64 Ed Newman 60 Jeff Toews	RT 68 Eric Laakso 61 Roy Foster 72 Ron Lee	WR 81 Jimmy Cefalo 89 Nat Moore 83 Mark Clayton 88 Vince Heflin
RB 22 Tony Nathan 20 David Overstreet 31 Eddie Hill 23 Larry Mason	QB 16 Dave Woodley 10 Don Strock 11 Jim Jensen 13 Dan Marino	FB 37 Andra Franklin 34 Woody Bennett 30 Ray Locklin	TE 84 Bruce Hardy 80 Joe Rose 87 Dan Johnson 86 Jon Jenkins	RE 58 Kim Bokamper 71 Mike Charles 93 Ken McCune	RLB 56 Charles Bowser 53 Ron Hester	RCB 48 Gerald Small 43 Thomas Tutson

DEFENSE

LE 75 Doug Beilers 76 Steve Clark 91 Charles Benson 95 Jeffrey Stensioekken	LILB 77 A.J. Duhe 94 Emmett Tilley 51 Larry Evans	SS 47 Glenn Blackwood 40 Mike Kozlowski	NT 73 Bob Baumhower 70 Bill Barnett	ILB 55 Earnie Rhone 52 Ed Simonini 90 Mark Brown	FS 42 Lyle Blackwood 44 Paul Lankford	KOR 20 David Overstreet 41 Fulton Walker 83 Mark Clayton
LLB 59 Bob Brudzinski 54 Steve Potter	LCB 28 Don McNeal 41 Fulton Walker 49 William Judson	H 10 Don Strock 13 Dan Marino 11 Jim Jensen	PR 32 Tom Vigorito 83 Mark Clayton 41 Fulton Walker 85 Mark Dupre	PC 84 Bruce Hardy 67 Bob Kuechenberg 63 Mark Dennard	KC 67 Bob Kuechenberg 63 Mark Dennard	

SPECIALISTS

K 5 Uwe von Schamann 17 Bob Atha	P 3 Tom Orosz 4 Reggie Roby
---	--

MIAMI DOLPHIN 1983 DRAFTEES

R	Name	Pos.	Ht.	Wt.	College
1	Dan Marino	QB	6-3	220	Pittsburgh
2	Mike Charles	DT	6-4	280	Syracuse
3	Charles Benson	DE	6-3	269	Baylor
4	Traded to LA Rams				
5	Traded to Houston				
6	Reggie Roby	P	6-2	240	Iowa
7	Keith Woetzel	LB	6-2	222	Rutgers
8	Mark Clayton	WR	5-9	172	Louisville
9	Mark Brown	LB	6-2	218	Purdue
10	Anthony Reed	RB	6-0	221	So. Carolina State
11	Joe Lukens	OG	6-4	264	Ohio State
12	Anthony Carter	WR	5-11	161	Michigan



CHARLES BENSON

Defensive End

6-3, 269

Born November 21, 1960

Baylor
(D3, 76)

A terrorizing pass rusher who consistently gets good penetration . . . leading or sharing team lead in tackles for losses three straight years . . . boasts career total 49 tackles behind line for 259 yards in losses . . . All-America and three-time All SWC pick . . . combines excellent physical tools with superb football sense and willingness to learn . . . paced Bears with 91 tackles . . . also led team with remarkable 20 tackles for losses totaling 88 yards . . . broke up four passes and recovered two fumbles . . . capped career with selection to Hula Bowl roster . . . third round draftee, 76th player . . . born Nov. 21, 1960, was selected to all-district and All-Greater Houston teams as linebacker at Aldine High (Houston, Tx.) . . . Physical Education major.



MARK BROWN

Linebacker

6-2, 218

Born July 18, 1961

Purdue
(D9, 250)

An aggressive defender known for his speed and quickness . . . leader in tackles setting school record with 161 total tackles . . . broke up nine passes . . . one fumble recovery . . . started every game as an inside linebacker . . . ten tackles for minus 28 yards . . . ninth round draftee, 250th player . . . born July 18, 1960 . . . voted Most Valuable Player at Ingelwood High in California with 112 tackles as a senior.



ANTHONY CARTER

Wide Receiver

5-11, 161

Born September 17, 1960

Michigan
(D12, 334)

Incredibly gifted athlete . . . possibly the most exciting pass catcher in Big Ten history . . . combines world-class speed with lightning-quick feet and explosive acceleration . . . outstanding hands and concentration . . . first Big Ten Player since 1946 selected first team All-America three consecutive years (1980-82) . . . finished among top ten vote getters in Heisman Trophy balloting during same period . . . set all-time NCAA career record for highest regular season average per all-purpose play . . . first player in conference history to accumulate over 3,000 career receiving yards (3,076) . . . named Michigan's MVP for the second time ('80) by teammates . . . team captain, led club in regular

season receptions with 38 and receiving yards with 785 . . . 12th round draftee, 334 player . . . born Sept. 17, 1960 . . . All America selection at Sun Coast High in Florida where he scored 54 career touchdowns . . . member of Florida Amateur Hall of Fame . . . active in Fellowship of Christian Athletes . . . under contract to Michigan Panthers (USFL).



MIKE CHARLES

Defensive Tackle

6-4, 280

Born September 23, 1962

Syracuse
(D2, 55)

Productive two year starter . . . combines good size, speed and quickness to be effective . . . bench presses over 400 pounds and squats better than 600 . . . has potential to add more weight and strength . . . climaxed career with appearances in East-West Shrine Game and Senior Bowl . . . third leading tackler (73 stops) in '82, tops among linemen . . . credited with 41 individual hits and a fumble recovery . . . second round draftee . . . born Sept. 23, 1962 . . . participated in athletics at Central High while attending Science High, a school for advanced students . . . became all-state football player and letterman in basketball and track for Central . . . major in Communications . . . secured job with Syracuse News Channels.



MARK CLAYTON

Wide Receiver

5-10, 179

Born April 8, 1961

Louisville
(D8b, 223)

Led in receptions as a senior . . . 53 receptions for 1,112 yards, averaged 21 yards per reception with six touchdowns . . . longest was 77 yards . . . school record with most yards receiving in a single season (1,112 yards) . . . he was a career leader in total reception yards . . . eighth round draftee, 223rd player . . . attended Cathedral High School in Indianapolis, Indiana . . . was All-State in football in senior year . . . voted most valuable player in football, basketball and track.



JOE LUKENS

Offensive Guard

6-4, 264

Born September 2, 1961

Ohio State
(D11, 306)

Rare four-time All-America selection . . . permanent switch to offensive guard in '80 . . . started 46 of 47 games, missing only frosh opener . . . senior tri-captain . . . very intelligent and coachable . . . excellent technique blocker . . . named All-Ohio and All-America . . . 11th round draftee, 306th player . . . born Sept. 2, 1961 . . . won 45 of 46 high school games at Moeller High . . . majored in Pre-Veterinary Medicine . . . spends summers helping in veterinary practice . . . enjoys hunting and fishing.



DAN MARINO

Quarterback

6-3, 220

Born September 15, 1961

Pittsburgh
(D1, 27)

Most prolific and celebrated passer in Pitt history . . . tremendous all-around athlete . . . classic dropback QB with rifle arm and hair-trigger release . . . adept at reading defenses, picking up blitzes and utilizing all receivers . . . became starter as freshman in game seven

of 1979 season . . . guided Pitt to Fiesta, Gator, Sugar and Cotton Bowls in successive seasons, winning all but '82 Cotton Bowl . . . passed for over 200 yards 25 times on way to becoming Pitt's all-time leading passer (8,416 yards) and total offensive leader (8,153 yards) . . . completed 675 of 1,167 attempts, and 79 TDs, all school records . . . first round draftee, 27th player . . . born Sept. 15, 1961 . . . first became quarterback in fourth grade pee wee league . . . all-everything at Central Catholic High in Pittsburgh . . . was fourth round selection of Kansas City Royals in '79 Major League Baseball draft . . . joined Tony Dorsett and Hugh Green as only Pitt players in history to have jersey numbers retired . . . majored in communications.



ANTHONY REED

Running Back

6-0, 221 So. Carolina State
Born July 23, 1961 (D10, 278)

Had 13 receptions for 207 yards with one TD . . . 1981 and '82 earned Kodak Division I-AA All America . . . 1982 made All State . . . 1981 and '82 All Conference . . . Led Mideastern Athletic

Conference in rushing in 1982 . . . tenth round draftee, 278th player . . . born July 23, 1961 . . . attended Orangeburg-Wilkinson High School . . . majored at South Carolina State in Physical Education.



REGGIE ROBY

Punter

6-3, 240 Iowa
Born July 30, 1961 (D6, 167)

One of the most remarkable punters in NCAA history . . . nation's leading punter last two years . . . set NCAA single season record in '81 with astounding 49.8 yard average on 44 kicks . . . punted for nearly 4½ miles during collegiate career . . . boasts four-year average of 45.6 yards on 172 boots (7,849 yards) . . . explosive right leg . . . employs unique form of concentration by picking person in end zone stands and trying to reach that person . . . as only child would boot soccer balls and footballs back and forth over house . . . with tips and encouragement from father, progressed to all-conference and all state punter and tight end at East Waterloo High . . . sixth round draftee, 167th player . . . born July 30, 1961 . . . all conference and all-state in baseball . . . lettered for Hawkeyes' nine as freshman . . . lettered three times as prep in basketball . . . pronounced ROW-bee . . . participated in national drug awareness campaign for NCAA . . . Liberal Arts major.



KEITH WOETZEL

Linebacker

6-2, 222 Rutgers
Born November 15, 1960 (D7, 195)

Three year starter as an interior linebacker . . . played full time in his junior and senior years . . . as a senior had 127 tackles, the second highest on the team . . . had three interceptions that season . . . one quarterback sack for a seven-yard loss . . . has called defensive signals for the last two years . . . had 73 primary tackles and 54 assisted tackles . . . All East Associated Press Honorable Second Team . . . seventh round draftee, 195th player . . . basketball player and triple jumper at Waldwick High School in North New Jersey . . . threw the shot and the discus . . . majored in Business.

MIAMI DOLPHINS: WINNING CONSISTENCY SINCE '70 MERGER

Since the 1970 merger of the National and American Football Leagues, the Miami Dolphins have consistently ranked in the top echelon of pro football. Miami and Dallas are the only teams to have won more than 70 percent of their games, and the Dolphins have more regular-season victories (130) than any AFC club.

	Regular			Pct.	Playoffs			Pct.	Over-all			Pct.
	W	L	T		W	L	T		W	L	T	
Dallas	135	50	1	.731	19	10		154	60	1	.718	
Miami	130	53	2	.708	11	7		141	60	2	.700	
L.A. Raiders	126	53	6	.697	13	7		139	60	6	.692	
Pittsburgh	122	62	1	.662	14	5		136	67	1	.669	
Minnesota	120	63	2	.654	8	10		128	73	2	.635	
L.A. Rams	117	64	4	.643	6	8		123	72	4	.628	

The Dolphins also swept three consecutive American Conference championships (1971-73), and no club in either conference has won three straight titles. Coach Don Shula's team posted a perfect 17-0 record in 1972 on the way to back-to-back Super Bowl crowns in 1972 and 1973.

PLAYOFFS SINCE MERGER (1970-81)

(Times Qualified in Parentheses)

	Won	Lost	Pct.	Super Bowl	NFL Titles
Pittsburgh (8)	14	4	.778	4	4
Dallas (12)	19	10	.654	5	2
Miami (9)	11	7	.571	4	2
LA Raiders (8)	12	6	.667	2	2
San Francisco (4)	5	3	.625	1	1
Baltimore (5)	4	4	.500	1	1
Minnesota (10)	8	10	.438	3	0
LA Rams (8)	6	8	.429	1	0
Philadelphia (4)	3	4	.429	1	0
Washington (6)	6	5	.286	2	1
Cincinnati (4)	2	4	.333	1	0
Denver (3)	2	3	.400	1	0
Houston (3)	4	3	.571	0	0
San Diego (3)	2	3	.400	0	0
Buffalo (3)	1	3	.250	0	0
Cleveland (3)	0	3	.000	0	0
Atlanta (3)	1	3	.333	0	0
New England (3)	1	3	.333	0	0
St. Louis (3)	0	3	.000	0	0
Tampa Bay (3)	1	3	.333	0	0

INTERCONFERENCE RECORDS

	W	L	T	Pct.
American Central	90	70	1	.559
American West	97	77	1	.554
National East	100	86	2	.542
American East	100	93	2	.518
National Central	75	100	3	.429
National West	65	99	2	.391

INTERCONFERENCE SERIES

Year	AFC	NFC	Tie	Year	AFC	NFC	Tie
1970	12	27	1	1977	19	9	0
1971	15	23	2	1978	31	21	0
1972	20	19	1	1979	36	16	0
1973	19	19	2	1980	33	19	0
1974	23	17	0	1981	24	28	0
1975	23	17	0	1982	15	14	1
1976	16	12	0	TOTALS	286	241	7

(AFC won Super Bowl every year except 1971, 1977, 1981 and 1982 seasons)

AMERICAN CONFERENCE (1970-82)

Eastern Division				*Interconference				
W	L	T	Pct.	W	L	T	Pct.	
Miami	130	53	2	.708	33	7	0	.825
New England	83	102	2	.449	15	20	1	.431
Baltimore	82	101	2	.449	19	21	0	.475
Buffalo	76	107	2	.416	16	22	1	.423
New York Jets	73	111	1	.397	17	23	0	.425
Central Division				*Interconference				
W	L	T	Pct.	W	L	T	Pct.	
Pittsburgh	122	62	1	.662	28	11	0	.718
Cincinnati	99	86	0	.535	24	16	0	.600
Cleveland	92	91	2	.503	22	19	0	.537
Houston	79	104	2	.432	16	24	1	.402
Western Division				*Interconference				
W	L	T	Pct.	W	L	T	Pct.	
Oakland	126	53	6	.697	32	9	1	.774
Denver	95	85	5	.527	24	21	1	.533
San Diego	85	95	5	.473	18	21	0	.462
Kansas City	81	99	5	.446	14	19	2	.395
Seattle	39	62	0	.386	9	7	0	.563

NATIONAL CONFERENCE (1970-82)

Eastern Division				*Interconference				
W	L	T	Pct.	W	L	T	Pct.	
Dallas	135	50	0	.730	31	10	0	.756
Washington	113	71	1	.614	18	20	0	.474
St. Louis	86	95	4	.476	15	19	2	.444
Philadelphia	81	100	4	.449	22	18	0	.550
N.Y. Giants	67	117	1	.365	14	19	0	.424
Central Division				*Interconference				
W	L	T	Pct.	W	L	T	Pct.	
Minnesota	120	63	2	.654	21	22	0	.488
Detroit	87	95	3	.478	19	18	1	.513
Chicago	76	108	1	.414	13	28	0	.317
Green Bay	75	103	7	.424	15	23	2	.400
Tampa Bay	36	64	1	.361	7	9	0	.438
Western Division				*Interconference				
W	L	T	Pct.	W	L	T	Pct.	
LA Rams	117	64	4	.643	24	18	0	.571
Atlanta	84	98	3	.462	14	27	0	.341
San Francisco	82	101	2	.449	20	23	0	.465
New Orleans	51	130	4	.286	7	31	2	.175

*excludes Super Bowls

MIAMI DOLPHINS ALL-TIME ROSTER (1966-1982)

HEAD COACHES

George Wilson—Northwestern	66-69
Don Shula—John Carroll	70-82

ASSISTANT COACHES

Arnsperger, Bill— Miami, Ohio	70-73, 76-82	Matheson, Bob—Duke	83
Bingaman, Les—Illinois	66-69	McPeak, Bill—Pittsburgh	73-74
Clarke, Monte—Southern Cal	70-75	Pellegrini, Bob—Maryland	66-67
Costello, Vince—Ohio U.	74	Sandusky, John—Villanova	76-82
Crosby, Steve—Fort Hays	79-82	Scarry, Mike—Waynesburg	70-82
Doll, Don—Southern Cal	75-76	Schnelker, Bob—Bowling Green	74
English, Wally—Louisville	82	Schnellenberger, Howard— Kentucky	70-72, 75-78
Hefferle, Ernie—Duquesne	66-69	Shula, David—Dartmouth	82-83
Henning, Dan—Wm & Mary	79-80	Taseff, Carl—John Carroll	70-82
Ildzik, John—Maryland	66-69	Wade, Junior—S. Carolina St.	83
Keane, Tom—West Virginia	66-82	Walston, Bobby—Georgia	66-67

PLAYERS ON ACTIVE ROSTER

Bold Face for Players from Super Bowl Victories	
Alexander, John (DE) Rutgers	77-78
Allen, Jeff (CB) Cal-Davis	80
Anderson, Dick (SS) Colo	68-75, 77
Anderson, Terry (WR)	
Bethune-Cookman	77-78
Andrews, John (DE) Morgan St.	75-76
Auer, Joe (RB) Georgia Tech	66-67
Babb, Charlie (S) Memphis St.	72-79
Bachman, Ted (CB) N. Mex. St.	76
Bailey, Elmer (WR) Minnesota	80-81
Baker, Mel (WR) Tex Southern	74
Bail, Larry (LB) Louisville	72-74, 77-78
Bannon, Bruce (LB) Penn St.	73-74
Barber, Rudy (LB)	
Bethune-Cookman	68
Barnett, Bill (DE) Nebraska	80-82
Barisich, Carl (DT) Princeton	77-80
Barnes, Rodrigo (LB) Rice	75
Baumhower, Bob (DT) Alabama	77-82
Beaudoin, Doug (S) Minnesota	80
Beier, Tom (S) Miami, Fla.	67, 69
Benjamin, Guy (QB) Stanford	78-79
Bennett, Woody (RB)	
Miami, Fla.	80-82
Berger, Ron (DE) Wayne St.	73
Bessillieu, Don (S) Ga. Tech	79-81
Bethune-Cookman	78-82
Bishop, Richard (DE) Louisville	82
Blackwood, Glenn (S) Texas	79-82
Blackwood, Lyle (S) TCU	81-82
Bokamper, Kim (LB) San Jose St	77-82
Bosarge, Wade (S) Tulsa	77
Boutwell, Tom (QB) So. Miss	69
Bowser, Charles (LB) Duke	82
Boynton, John (T) Tennessee	69
Bramlett, John (LB)	
Memphis State	67-68
Branch, Mel (DE) LSU	66-68
Braxton, Jim (RB) W. Va.	78
Briscoe, Martin (WR) Omaha	72-74
Brown, Dean (S) Ft. Valley St.	70
Bruzdinski, Bob (LB) Ohio St.	82
Bruggers, Bob (LB) Minnesota	66-68
Bulaich, Norm (RB) TCU	75-79
Buoniconti, Nick (LB)	
Notre Dame	69-74, 76
Canale, Whit (DE) Tennessee	66
Carlton, Darryl (T) Tampa	75-76
Carpenter, Preston (TE) Ark	66
Casares, Rick (RB) Florida	66
Cefalo, Jimmy (WR) Penn St.	78-82
Cesare, Billy (S) Miami, Fla.	80
Chambers, Rusty (LB) Tulane	76-80
Chesser, George (RB)	
Delta State	66-67
Clancy, Jack (WR) Michigan	67-69
Clancy, Sean (LB) Amherst	78
Clark, Steve (DE) Utah	82
Cole, Terry (RB) Indiana	71
Colzie, Neal (S) Ohio St.	79
Cooke, Ed (DE) Maryland	66-67
Cornelius, Charles (CB)	
Bethune-Cookman	77-78
Cornish, Frank (DT)	
Grambling	70-71
Cowan, Larry (RE) Jackson St.	82
Cox, Jim (TE) Miami, Fla.	68
Cronin, Bill (TE) Boston College	66
Crowder, Randy (DT)	
Penn State	74-76
Crusan, Doug (T) Indiana	68-74
Csonka, Larry (FB) Syracuse	68-74, 79
Current, Mike (T) Ohio St.	67, 77-79
Darnall, Bill (WR) N. Carolina	68-69
Davis, Gary (RB) Cal Poly SLO	76-79
Davis, Ted (LB) Georgia Tech	70
DeMarco, Bob (C) Dayton	70-71
Del Gaizo, Jim (QB) Tampa	72, 75
Den Herder, Vern (DE)	
Central College, Iowa	71-82
Dennard, Mark (C) Tex. A&M	79-82
Dennery, Mike (LB) So. Miss	76
Diana, Richard (RB) Yale	82
Dornbrook, Thom (G) Kentucky	80
Dotson, Al (DT) Grambling	66
Drougas, Tom (T) Oregon	75-76
Duhe, A.J. (LB) LSU	77-82
Dunaway, Jim (DT) Mississippi	72
Duper, Mark (WR)	
Northwestern St. (La.)	80
Dvorak, Rick (DE) Wichita St.	77
Edmunds, Randall (LB)	
Georgia Tech	68-69
Elia, Bruce (MLB) Ohio State	75
Ellis, Ken (CB) Southern	76
Emanuel, Frank (LB) Tenn.	68-69
Erlandson, Tom (LB) Wash. St.	66-67
Evans, Norm (T) TCU	66-75
Falson, Earl (DE) Indiana	66
Farley, Dale (LB) W. Virginia	71
Fernandez, Manny (DE) Utah	68-75
Fleming, Marv (TE) Utah	70-74
Foley, Tim (CB) Purdue	70-80
Fowler, Charlie (G) Houston	67-68



Franklin, Andra (FB) Nebraska . . . 81-82
 Fultz, Mike (DT) Nebraska . . . 81
 Funchess, Tom (T) Jackson St. . . . 74
 Giaquinto, Nick (RB) Conn. . . . 80-81
 Giesler, Jon (T) Michigan . . . 79-82
 Gilchrist, Cookie (RB) None . . . 66
 Ginn, Hubert (RB) Fla. A&M . . . 70-75
 Goode, Irv (C-G) Kentucky . . . 73-74
 Goode, Tom (C) Miss. State . . . 66-69
 Gordon, Larry (LB) Ariz. St. . . . 76-82
 Grady, Garry (S) E. Mich. . . . 69
 Green, Cleveland (T) . . .
 Southern . . . 79-82
 Grise, Bob (QB) Purdue . . . 67-80
 Groth, Jeff (WR) Bowling Green . . . 79
 Hammond, Kim (QB) Fla. St. . . . 68
 Hardy, Bruce (TE) Ariz. St. . . . 78-82
 Harper, Jack (RB) Florida . . . 67-68
 Harris, Duriel (WR) N. Mex. St. . . . 76-82
 Harris, Leroy (RB) Ark. St. . . . 77-78
 Haynes, Abner (RB) N. Tex. St. . . . 67
 Hefflin, Vince (WR) Central St. . . . 82
 Heinz, Bob (DT) Pacific . . . 69-74, 76-77
 Heath, Clayton (RB) . . .
 Wake Forest . . . 76

Hester, Ron (LB) Florida St. . . . 82
 Higgins, Jim (G) Xavier . . . 66
 Hill, Barry (S) Iowa State . . . 75-76
 Hill, Ike (WR) Catawba . . . 76
 Hill, Eddie (RB) Memphis St. . . . 82
 Hines, Jimmy (WR) Texas So . . . 69
 Holmes, John (DE) Fla. A&M . . . 66
 Holmes, Mike (WR) Texas So . . . 76
 Hopkins, Jerry (LB) Tex. A&M . . . 67-68
 Mertens, Jim (TE) Fairmont St. . . . 69
 Michel, Mike (P/K) Stanford . . . 77
 Milton, Gene (WR) Fla. A&M . . . 68-69
 Mingo, Gene (K) None . . . 66-67
 Mira, George (QB) Miami, Fla. . . . 71
 Mitchell, Melvin (G) Tenn. St. . . . 76-78
 Mitchell, Stan (RB) Tennessee . . . 66-70
 Moore, Maully (DT) . . .
 Bethune-Cookman . . . 72-74
 Moore, Nat (WR) Florida . . . 74-82
 Moore, Wayne (T) Lamar Univ. . . . 70-78
 Morse, Doug (TE) LSU . . . 66-69
 Morrall, Earl (QB) Mich. St. . . . 72-76
 Morris, Mercury (RB) . . .
 West Texas St. . . . 69-75
 Moser, Rick (RB) Rhode Island . . . 80
 Mumphord, Lloyd (CB) Tex. So . . . 69-74
 Nathan, Tony (RB) Alabama . . . 79-82
 Neff, Bob (S) . . .
 Stephen F. Austin . . . 66-68
 Neighbors, Billy (G) Alabama . . . 66-69
 Newman, Ed (G) Duke . . . 73-82
 Nomina, Tom (DT) Miami, Ohio . . . 66-68
 Koonan, Karl (WR) Iowa . . . 66-71
 Norton, Rick (QB) Kentucky . . . 66-69
 Nottingham, Don (RB) Kent St. . . . 73-77
 Orsz, Tom (P) Ohio St. . . . 81-82
 Ortega, Ralph (LB) Florida . . . 79-80
 Owens, Morris (WR) Ariz. St. . . . 75-76
 Palmer, Dick (LB) Kentucky . . . 70
 Park, Ernie (G) McMurry . . . 66
 Pearson, Willie (CB) N.C. A&T . . . 69
 Pesutit, Wally (T) Kentucky . . . 77-78
 Petrella, Bob (S) Tennessee . . . 66-71
 Poole, Ken (DT) NE Louisiana . . . 81-82
 Potter, Steve (LB) Virginia . . . 81-82
 Powell, Jesse (LB) W. Tex. St. . . . 69-73
 Price, Sam (RB) Illinois . . . 66-68
 Pryor, Barry (RB) Boston U . . . 69-70
 Pyburn, Jack (T) Texas A&M . . . 66-68
 Rather, Bob (R) Michigan . . . 73, 78
 Ray, Ricky (CB) Norfolk St. . . . 81-82
 Reese, Don (DT) Jackson St. . . . 74-76

Keating, Bill (DT) Michigan . . . 67
 Keyes, Jimmy (LB-K) Miss . . . 68-69
 Klick, Jim (RB) Wyoming . . . 68-74
 Kindig, Howard (G-C) . . .
 Cal State-Los Angeles . . . 72-73
 Kocourek, Dave (TE) Wisconsin . . . 66
 Kofen, Mike (LB) Auburn . . . 70-75, 77
 Kozlowski, Mike (S) Colorado . . . 81-82
 Kremser, Karl (K) Tennessee . . . 69-70
 Kuechenberg, Bob (G) N. Dame . . . 70-82
 Laakso, Eric (T) Tulane . . . 78-82
 Lamb, Mack (CB) Tenn. St. . . . 67-68
 Land, Mel (LB) Mich. St. . . . 79
 Lankford, Paul (CB) Penn St. . . . 82
 Langer, Jim (C) S. Dakota St. . . . 71-79
 Lawless, Burton (G) Florida . . . 81
 Lee, Ronnie (TE) Baylor . . . 79-82
 Leigh, Charles (RB) None . . . 71-73
 Little, Larry (G) . . .
 Bethune-Cookman . . . 69-80
 Lothridge, Billy (P) Ga. Tech . . . 72
 Lusteg, Booth (K) Connecticut . . . 67
 Malone, Benny (RB) Ariz. St. . . . 74-78
 Mandich, Jim (TE) Michigan . . . 70-77
 Mass, Wayne (T) Clemson . . . 71
 Matheson, Bob (LB) Duke . . . 71-79
 Matthews, Bo (FB) Colorado . . . 81
 Matthews, Wes (WR) NE Okla . . . 66
 Mauck, Carl (C) So. Illinois . . . 70
 McBride, Norm (DE) Utah . . . 69-70
 McCreary, Loaird (TE) . . .
 Tennessee St. . . . 76-78
 McCullers, Dale (LB) Fla. St. . . . 69
 McDaniel, Wahoo (LB) Okla . . . 66-68
 McFarland, Jim (TE) Nebraska . . . 75
 McGeever, John (S) Auburn . . . 66
 McNeal, Don (CB) Alabama . . . 80-82
 Mertens, Jim (TE) Fairmont St. . . . 69
 Michel, Mike (P/K) Stanford . . . 77
 Milton, Gene (WR) Fla. A&M . . . 68-69
 Mingo, Gene (K) None . . . 66-67
 Mira, George (QB) Miami, Fla. . . . 71
 Mitchell, Melvin (G) Tenn. St. . . . 76-78
 Mitchell, Stan (RB) Tennessee . . . 66-70
 Moore, Maully (DT) . . .
 Bethune-Cookman . . . 72-74
 Moore, Nat (WR) Florida . . . 74-82
 Moore, Wayne (T) Lamar Univ. . . . 70-78
 Morse, Doug (TE) LSU . . . 66-69
 Morrall, Earl (QB) Mich. St. . . . 72-76
 Morris, Mercury (RB) . . .
 West Texas St. . . . 69-75
 Moser, Rick (RB) Rhode Island . . . 80
 Mumphord, Lloyd (CB) Tex. So . . . 69-74
 Nathan, Tony (RB) Alabama . . . 79-82
 Neff, Bob (S) . . .
 Stephen F. Austin . . . 66-68
 Neighbors, Billy (G) Alabama . . . 66-69
 Newman, Ed (G) Duke . . . 73-82
 Nomina, Tom (DT) Miami, Ohio . . . 66-68
 Koonan, Karl (WR) Iowa . . . 66-71
 Norton, Rick (QB) Kentucky . . . 66-69
 Nottingham, Don (RB) Kent St. . . . 73-77
 Orsz, Tom (P) Ohio St. . . . 81-82
 Ortega, Ralph (LB) Florida . . . 79-80
 Owens, Morris (WR) Ariz. St. . . . 75-76
 Palmer, Dick (LB) Kentucky . . . 70
 Park, Ernie (G) McMurry . . . 66
 Pearson, Willie (CB) N.C. A&T . . . 69
 Pesutit, Wally (T) Kentucky . . . 77-78
 Petrella, Bob (S) Tennessee . . . 66-71
 Poole, Ken (DT) NE Louisiana . . . 81-82
 Potter, Steve (LB) Virginia . . . 81-82
 Powell, Jesse (LB) W. Tex. St. . . . 69-73
 Price, Sam (RB) Illinois . . . 66-68
 Pryor, Barry (RB) Boston U . . . 69-70
 Pyburn, Jack (T) Texas A&M . . . 66-68
 Rather, Bob (R) Michigan . . . 73, 78
 Ray, Ricky (CB) Norfolk St. . . . 81-82
 Reese, Don (DT) Jackson St. . . . 74-76

Rhone, Earnie (LB) . . .
 Henderson, Ark . . . 75, 77-82
 Rice, Ken (G) Auburn . . . 66-67
 Richardson, Jeff (T) Mich. St. . . . 69
 Richardson, John (DT) UCLA . . . 67-71
 Richardson, Willie (WR) . . .
 Jackson St. . . . 70
 Riley, Jim (DE) Oklahoma . . . 67-71
 Roberson, Bo (WR) Cornell . . . 66
 Roberson, Vern (S) Grambling . . . 77
 Roberts, Archie (QB) Columbia . . . 67
 Roberts, George (P) Va. Tech . . . 78-80
 Roberts, Guy (LB) Maryland . . . 77
 Robiskie, Terry (FB) LSU . . . 80-81
 Roderick, John (WR) SMU . . . 66-67
 Rose, Joe (TE) California . . . 80-82
 Rudolph, Jack (LB) Ga. Tech . . . 66
 Salter, Bryant (S) Pittsburgh . . . 76
 Scott, Jake (S) Georgia . . . 70-75
 Seiple, Larry (P) Kentucky . . . 67-77
 Selfridge, Andy (LB) Virginia . . . 76
 Sellers, Ron (WR) Florida St . . . 73
 Shull, Steve (LB) Wm/Mary . . . 80-82
 Simpson, Bob (DE) Colorado . . . 78
 Small, Gerald (CB) . . .
 San Jose St. . . . 78-82
 Smith, Tom (RB) Miami, Fla. . . . 73
 Solomon, Freddie (WR) Tampa . . . 75-77
 Speyrer, Cotton (WR) Texas . . . 75
 Stanfill, Bill (DE) Georgia . . . 69-76
 Stephenson, Dwight (C) . . .
 Alabama . . . 80-82
 Stofa, John (QB) Buffalo . . . 66-67, 69-70
 Stows, Otto (WR) Iowa State . . . 71-72
 Strock, Don (QB) Va. Tech . . . 74-82
 Stuckey, Henry (CB) Missouri . . . 72-74
 Swift, Doug (LB) Amherst . . . 70-75
 Taylor, Ed (CB) Memphis St. . . . 79-82
 Testerman, Don (FB) Clemson . . . 80
 Thomas, Norris (CB) So. Miss . . . 77-79
 Thomas, Rodell (LB) Alabama St . . . 81
 Thornton, Jack (LB) Auburn . . . 66
 Tillman, Andre (TE) Tex Tech . . . 75-78
 Toews, Jeff (G) Washington . . . 79-82
 Torczon, LaVerne (DE) Nebraska . . . 66
 Torrey, Bob (FB) Penn St . . . 79
 Towle, Steve (LB) Kansas . . . 75-80
 Tucker, Gary (RB) Chattanooga . . . 68
 Twilley, Howard (WR) Tulsa . . . 66-76
 Urbanek, Jim (DT) Miss . . . 68
 Vigorito, Tom (RB) Virginia . . . 81-82
 Volk, Rick (S) Michigan . . . 77-78
 von Schamann, Uwe (K) Okla . . . 79-82
 Wade, Charley (WR) Tenn. St . . . 73
 Walker, Fulton (CB) West Va . . . 81-82
 Walters, Rod (G) Iowa . . . 80
 Wantland, Hal (TE) Tenn . . . 66
 Wardfield, Paul (WR) Ohio State . . . 70-74
 Warren, Jimmy (CB) Illinois . . . 66-69
 Washington, Dick (DB) . . .
 Bethune-Cookman . . . 68
 Weisacosky, Ed (LB) Miami, Fla . . . 68-70
 West, Willie (S) Oregon . . . 66-68
 Westmoreland, Dick (CB) . . .
 North Carolina A&T . . . 66-69
 White, Jeris (CB) Hawaii . . . 74-76
 Wickert, Tom (T) Wash. State . . . 74
 Williams, Delvin (RB) Kansas . . . 78-80
 Williams, Maxie (G-T) SE La . . . 66-70
 Wilson, George, Jr. (QB) Xavier . . . 66
 Windauer, Bill (DT) Iowa . . . 75
 Winfrey, Stan (RB) Ark. St . . . 75-77
 Wood, Dick (QB) Auburn . . . 66
 Woodley, David (QB) LSU . . . 80-82
 Woods, Larry (DT) Tenn. State . . . 73
 Woodson, Fred (G) Fla. A&M . . . 67-69
 Yepremian, Garo (K) None . . . 70-78
 Young, Steve (T) Colorado . . . 77
 Young, Willie (T) Alcorn A&M . . . 73
 Zecher, Rich (DT) Utah State . . . 66-67

MIAMI DOLPHINS 1983 VETERANS ROSTER


NUMERICAL ROSTER 1983 VETERANS ROSTER

No.	Name	Pos.	Ht.	Wt.	Birth	NFL Exp.	College	High School City
3	Tom Orosz, P	DE	6-4	250	5/10/56	4	Nebraska	St. Paul, Minn.
5	Uwe von Schamann, K	DT	6-5	265	8/4/55	7	Alabama	Palm Beach, Gardens York, Pa.
10	Don Strock, QB	FB	6-2	222	3/24/55	5	Miami	Arlington Heights, Ill.
11	Jim Jensen, QB	DE	6-7	260	6/11/56	6	Nevada-Reno	San Antonio, Tex.
16	David Woodley, QB	S	6-0	188	2/23/57	5	Texas	Milpitas, Ca.
20	David Overstreet, RB	S	6-1	195	5/2/51	11	Texas Christian	Plymouth, N.C.
22	Tony Nathan, RB	DE	6-6	250	9/25/54	7	San Jose State	Fremont, Ohio
28	Don McNeal, CB	LB	6-3	232	10/2/59	1	Duke	Pittston, Pa.
31	Eddie Hill, RB	LB	6-4	229	1/1/55	7	Ohio State	Salt Lake City, Utah
32	Tom Vigorito, RB	WR	5-11	188	10/5/56	1	Penn State	Bay City, Tex.
34	Woody Bennett, FB	DT	6-4	255	8/2/60	6	Utah	Reserve, La.
37	Andra Franklin, FB	C	6-1	252	11/2/55	5	Texas A&M	Moreauville, La.
40	Mike Kozlowski, S	WR	6-4	240	11/27/55	7	Louisiana State	Bloxi, Miss.
41	Fulton Walker, CB	LB	5-9	190	1/25/59	1	NW State La.	Shawnee Mission, Kan.
42	Lyle Blackwood, S	WR	6-2	220	7/11/53	8	Mississippi College	Anniston, Ala.
43	Thomas Tutson, CB	GT	6-4	272	5/24/60	3	Southern California	Woodville, Ohio
44	Paul Lankford, CB	FB	5-10	228	8/22/59	5	Nebraska	Utica, Miss.
47	Glenn Blackwood, S	T	6-3	262	9/11/57	5	Michigan	Copperton, Utah
48	Gerald Small, CB	T	6-4	232	6/1/56	6	Arizona State	Port Arthur, Tex.
49	William Judson, CB	TE	6-4	260	12/23/56	3	New Mexico State	Dayton, Ohio
51	Larry Evans, LB	WR	5-11	184	11/27/54	8	Central St. (Ohio)	Umatilla, Fl.
52	Ed Simonini, LB	WR	6-0	185	7/7/59	1	Florida State	Nashville, Tenn.
53	Ron Hester, LB	LB	6-1	226	5/26/59	1	Memphis State	
54	Steve Potter, LB	RB	6-2	206	5/13/57	5		

55	Earnest Rhone, LB	QB	6-4	215	11/14/58	3	Boston University	Doylstown, Pa.
56	Charles Bowser, LB	TE	6-3	240	5/17/60	1	Iowa State	Minneapolis, Minn.
57	Dwight Stephenson, C	CB	6-1	187	3/26/59	2	South Carolina	Detroit, Mich.
58	Kim Bokamper, DE	S	6-0	198	2/24/56	4	Colorado	Encinitas, Ca.
59	Bob Brudzinski, LB	G	6-2	255	10/14/47	14	Notre Dame	Hobart, Ind.
60	Jeff Toews, G	T	6-4	265	11/29/56	6	Tulane	Danielson, Ct.
61	Roy Foster, GT	CB	6-1	182	6/15/58	1	Penn State	New York, NY.
63	Mark Dennard, C	TE	6-3	236	12/24/56	5	Baylor	Tyler, Tex.
64	Ed Newman, G	CB	5-11	192	5/6/58	4	Alabama	Atmore, Ala.
67	Bob Kuechenberg, G	WR	5-9	188	9/19/51	10	Florida	Miami, Fl.
68	Eric Laakso, T	RB	6-0	206	12/14/56	5	Alabama	Birmingham, Ala.
70	Bill Barnett, DE	G	6-2	255	6/4/51	11	Duke	Syosset, N.Y.
73	Bob Baumhower, DT	P	6-1	205	9/26/59	3	Ohio State	Fairport Harbor, Oh.
74	Cleveland Green, T	RB	5-11	208	9/20/58	3	Oklahoma	Big Sandy, Tex.
75	Doug Batters, DE	LB	6-3	237	11/6/57	3	Virginia	Erie, Pa.
76	Steve Clark, DT	LB	6-2	224	8/20/53	8	Henderson, Ark.	Ashdown, Ark.
77	A.J. Duhe, LB	TE	6-3	230	6/24/57	4	California	Marysville, Ca.
78	Ronnie Lee, TE	LB	6-1	224	3/27/58	4	William & Mary	Langhorne, Pa.
79	Jon Giesler, T	LB	6-0	210	2/24/55	8	Texas A and M	Las Vegas, Nev.
80	Joe Rose, TE	CB	5-11	192	8/10/56	6	San Jose State	Edwards AFB, Ca.
81	Jimmy Cefalo, WR	C	6-2	255	11/20/57	6	Alabama	Hampton, Va.
82	Durriel Harris, WR	QB	6-5	220	11/27/50	10	Virginia Tech.	Pottstown, Pa.
84	Bruce Hardy, TE	G	6-3	255	11/4/57	5	Washington	San Jose, Ca.
85	Mark Duper, WR	CB	6-1	182	8/27/58	3	South Carolina State	Jacksonville, Fl.
87	Dan Johnson, TE	RB	5-10	190	10/23/59	1	Virginia	Wayne, N.J.
88	Vince Hefflin, WR	K	6-0	188	4/23/56	5	Oklahoma	Fort Worth, Tex.
89	Nat Moore, WR	CB	5-10	196	4/30/58	3	West Virginia	Martinsburg, W. Va.
	Steve Shull, LB	QB	6-2	202	10/25/58	4	Louisiana State	Shreveport, La.

MIAMI DOLPHINS 1983 FIRST-YEAR ROSTER

No.	Name	Pos.	Ht.	Wt.	Birthdate	College	High School City	How Acq.
17	Atha, Bob	WR/P	5-11½	180	9/22/60	Ohio State	Worthington, Ohio	FA
91	Benson, Charles	DE	6-3	267	11/21/60	Baylor	Houston, Texas	D3
90	Brown, Mark	LB	6-2	218	7/18/61	Purdue	Los Angeles, Calif.	D9
71	Charles, Mike	DT	6-4	283	11/21/60	Syracuse	Newark, N.J.	D2
83	Clayton, Mark	WR	5-9½	172	4/082/61	Louisville	Indianapolis, Indiana	D8
86	Jenkins, Joe	TE	6-5	233	11/05/57	Alcorn State	Gulfport, Miss.	FA
30	Locklin, Ray	FB	6-2	239	9/12/57	New Mexico St.	Rockdale, Texas	FA
65	Lukens, Joe	OG	6-4	262	9/2/61	Ohio State	Cincinnati, Ohio	D11
13	Marino, Dan	QB	6-3	214	9/15/61	Pittsburgh	Pittsburgh, Penn.	D1
23	Mason, Larry	RB	5-10	195	3/21/61	Troy State	McAlla, Ala.	FA
93	McCune, Ken	DE	6-6	260	2/12/59	Univ. of Texas	Klute, Texas	FA
75	Moorman, Steve	OT	6-3	270	5/16/61	Univ. of Indiana	Owensboro, Ky.	FA
62	Pierce, Kurt	G	6-1	225	1/24/59	Virginia	Rockville, Md.	FA
4	Roby, Reggie	P	6-2	243	7/30/61	Iowa	Waterloo, Iowa	D6
25	Smith, Johnny	WR	5-11¼	183	8/01/58	Univ. of Florida	Venice, Fla.	FA
95	Stenslokken, Jeffrey	DE	6-5	247	8/20/60	Kearney State	Omaha, Neb.	FA
94	Tilley, Emmett	LB	5-11¼	240	2/13/61	Duke University	Durham, N.C.	FA
51	Woetzel, Keith	LB	6-2	225	11/15/60	Rutgers	Waldwick, N.J.	D7



HISTORICAL HIGHLIGHTS

1965

- March 3 — Minneapolis lawyer Joseph Robbie meets AFL Commissioner Joe Foss in Washington, and Foss advises Robbie to apply for an expansion franchise in Miami.
- May 6 — Joseph Robbie meets Miami Mayor Robert King High to ascertain the availability of the Orange Bowl stadium, and the mayor agrees to invite the AFL to Miami.
- June 7 — AFL Executive Committee votes to expand in 1966 at a meeting in Monmouth Park, N.J.
- Aug. 16 — AFL awards its first expansion franchise to Joseph Robbie and television star Danny Thomas for \$7.5 million.
- Nov. 27 — Miami picks Kentucky QB Rick Norton and Illinois RB Jim Grabowski in first round of AFL's college draft. Tulsa WR Howard Twilley selected in 12th round.
- Dec. 16 — Miami Dolphins, Ltd., organizes as a Florida limited partnership. Joseph Robbie becomes Managing General Partner and Danny Thomas Sports, Inc., becomes the other general partner.

1966

- Jan. 15 — Miami picks 31 players from eight teams in AFL expansion draft. One of the draftees, OT Norm Evans of Houston, would play 10 seasons at right tackle.
- Jan. 29 — George Wilson becomes first head coach after eight years coaching the Detroit Lions (57-45-6 and NFL champions in 1957) and one year as a Washington assistant.
- June 8 — AFL merges into NFL with Pete Rozelle as commissioner. An AFL-NFL championship game is scheduled for the next January followed by a common draft.
- July 5 — Dolphins open first training camp at St. Petersburg Beach as 83 players report.

- Aug. 7 —Training camp moves to St. Andrew's School in Boca Raton, Fla.
- Sept. 2 —Joe Auer returns opening kickoff 95 yards for Dolphin TD in first regular-season game, but Oakland wins, 23-14, at Orange Bowl before 26,776 spectators.
- Oct. 16 —Dolphins end string of nine losses (four in preseason) by defeating Denver, 24-7, with a George Wilson, Jr. screen pass to Billy Joe turning into a 67-yard TD. Only 23,393 spectators were at Orange Bowl.
- Oct. 23 —QB Rick Norton suffers broken jaw during third quarter of 20-13 victory at Houston, and Norton is lost for the season.
- Dec. 18 —QB John Stofa passes for four TDs capped by 14-yard strike to Joe Auer with 38 seconds remaining for 29-28 victory over Houston at Orange Bowl before 20,045 spectators.

1967

- March 14 —Miami picks Purdue QB Bob Griese in first round of common draft. Griese is the fourth player selected.
- June 1 —Joseph Robbie and W. H. Keland purchase the interest of Danny Thomas and agree to equalize present holdings in Miami Dolphins, Ltd., whenever either acquired outside holdings.
- Aug. 19 —Record crowd of 50,822 sees first interleague game which Atlanta wins, 27-17.
- Sept. 17 —QB John Stofa breaks his right ankle shortly after scoring a TD, and rookie Bob Griese directs 35-21 victory over Denver at Orange Bowl. RB Abner Haynes gains 151 yards in season opener, Griese throws 68-yard TD pass to Joe Auer.
- Nov. 26 —Dolphins end eight-game losing streak by defeating Buffalo, 17-14, on a fourth-down, 31-yard TD pass from Bob Griese to Howard Twilley with 1:01 remaining.
- Dec. 17 —CB Dick Westmoreland scores TD with his 10th interception in 41-32 victory over Boston at Orange Bowl Patriots RB Jim Nance gains 164 yards.
- Dec. 27 —Miami trades QB John Stofa to expansion club Cincinnati for 1968 draft picks in first and second rounds.

1968

- Jan. 30 —Miami picks Syracuse FB Larry Csonka in first round of draft. Csonka is the eighth player selected.
- Aug. 17 —Dolphins gain first interleague victory, 23-7, over Philadelphia at Orange Bowl.
- Aug. 31 —AFL-record crowd of 68,125 at Orange Bowl sees Coach Don Shula's Baltimore Colts win interleague game, 22-13. WR Jack Clancy (67 catches as rookie) injuries left knee, out for season.
- Nov. 24 —Rookie strong safety Dick Anderson returns interception 96 yards for TD in 34-10 victory over Boston at Fenway Park.
- Dec. 8 —QB Bob Griese sets records for 2,473 yards, 186 completions and 21 TDs for season after directing 38-7 victory over Boston at Orange Bowl. Griese misses final game due to bruised knee.

1969

- Jan. 28 —Miami picks Georgia DE Bill Stanfill in first round of draft. Stanfill is the 11th player selected.
- March 24 —Miami obtains all-time AFL middle linebacker Nick Buoniconti from Boston in trade for QB Kim Hammond and LB John Bramlett.
- May 10 —Pro football realignment for 1970 places Dolphins in AFC East with Boston, Buffalo, New York Jets and NFL's Baltimore.

- May 16 —Joseph Robbie becomes majority owner of Dolphins when he is joined by five Miami businessmen in purchasing the interest of W. H. Keland.
- July 2 —Miami obtains RG Larry Little, a native Miamian, from San Diego in trade for CB Mack Lamb.
- Sept. 14 —QB Bob Griese passes for a record 327 yards and rookie Mercury Morris returns kickoff 105 yards for TD but Dolphins lose season opener, 27-21, at Cincinnati.
- Oct. 26 —Dolphins notch first victory after 0-5-1 start as MLB Nick Buoniconti helps restrict rookie O.J. Simpson to 12 yards on 10 carries, 24-6 over Buffalo at Orange Bowl.
- Nov. 2 —QB Bob Griese passes for four TDs but Dolphins lose, 34-31, at New York Jets.
- Nov. 9 —Only 8,374 spectators brave a downpour at Boston College, and FB Larry Csonka splashes 54 yards for TD in 17-16 victory over Patriots. QB Bob Griese injures right knee, out for final five games.

1970

- Jan. 27 —Miami obtains WR Paul Warfield from Cleveland in trade for 1970 first-round draft pick.
- Feb. 18 —Don Shula, 40, becomes head coach and vice president after seven years coaching the Baltimore Colts (71-23-4). He succeeds George Wilson after four years with Dolphins (15-39-2).
- April 11 —Dolphins join scouting combine, BLESTO-V.
- April 13 —NFL Commissioner Pete Rozelle gives the Dolphins' 1971 first-round draft pick to Baltimore as compensation for loss of Coach Don Shula.
- April 20 —Don Shula completes coaching staff with Mike Scarry (defensive line), Monte Clark (offensive line), Bill Arnsperger (defensive coordinator), Howard Schnellenberger (offensive coordinator), Carl Taseff (offensive backs) and holdover Tom Keane (defensive backs).
- April 25 —Don Shula meets 47 players for indoctrination camp at University of Miami.
- July 12 —Rookies report to new training headquarters at Biscayne College in North Miami.
- Aug. 10 —Dolphins cut QB Rick Norton, who signed four-year \$350,000 contract as club's first draftee in 1966.
- Aug. 29 —Record crowd of 76,712 sees fourth consecutive preseason victory, 20-13, over Baltimore.
- Oct. 3 —Dolphins post first-ever victory over Oakland, 20-13, as WR Paul Warfield catches two TD passes.
- Oct. 10 —Dolphins post first-ever victory over New York Jets, 20-6, and QB Joe Namath (93-161 for 1,506 yards and 12 TDs in eight previous meetings).
- Nov. 22 —Dolphins reverse a 35-0 loss by defeating Baltimore, 34-17, at Orange Bowl as free safety Jake Scott returns punt 77 yards for TD.
- Dec. 20 —Dolphins extend winning streak to six games and clinch playoff berth with 45-7 victory over Buffalo at Orange Bowl.

1971

- Sept. 1 —Miami obtains LB Bob Matheson from Cleveland in trade for 1972 second-round pick and Matheson later becomes key to the "53 Defense."
- Oct. 17 —QB Bob Griese sets NFL record with three consecutive passes for TDs in first quarter of 41-3 victory over New England at Orange Bowl.
- Nov. 7 —Dolphins post first-ever shutout, 34-0, over Buffalo at Orange Bowl although the Bills gained 364 yards.
- Nov. 14 —QB Bob Griese, despite illness, rallies Dolphins from 21-3 deficit to a 24-21 victory over Pittsburgh at Orange Bowl with record 86-yard TD pass to Paul Warfield and record 73-yard punt by Larry Seiple.

- Dec. 19 —Record regular-season crowd of 74,215 paid sees Dolphins win AFC East title by defeating Green Bay, 27-6, FB Larry Csonka becomes club's first 1,000-yard rusher with 1,051 yards, and placekicker Garo Yepremian leads NFL with 117 points.
- Dec. 25 —Dolphins win longest game (82 minutes, 40 seconds) in pro football history, 27-24, at Kansas City as Garo Yepremian kicks 37-yard field goal in second overtime of AFC semifinal playoff.
- 1972**
- Jan. 2 —Dolphins stymie Baltimore, 21-0, for first AFC Championship before 78,629 spectators at Orange Bowl. Colts are scoreless for first time in 97 games and strong safety Dick Anderson returns interception 62 yards for clinching TD.
- Jan. 16 —Dallas rushes for 252 yards in defeating Dolphins 24-3, in Super Bowl VI before 81,035 spectators at Tulane Stadium, New Orleans.
- April 25 —Dolphins claim 16-year pro QB Earl Morrall, 38, on waivers from Baltimore.
- Oct. 1 —Dolphins end season ticket sale at record 69,303.
- Oct. 15 —QB Earl Morrall replaces injured Bob Griese (broken right leg, dislocated ankle) at Orange Bowl and finishes 24-10 victory over San Diego for 5-0 record.
- Oct. 22 —Garo Yepremian kicks longest field goal (54 yards) of career in 24-23 victory over Buffalo at Orange Bowl.
- Nov. 12 —Don Shula becomes first NFL coach to win 100 regular-season games in 10 seasons as Dolphins smother New England, 52-0, with 501 total yards at Orange Bowl.
- Dec. 16 —Dolphins achieve NFL's first 14-0 regular-season record and break NFL rushing record with 2,960 yards by defeating Baltimore, 16-0, at Orange Bowl.
- Dec. 31 —QB Bob Griese comes off bench of 7-7 battle in third quarter, and, after a 10-game absence, he rallies Dolphins to 21-17 victory at Pittsburgh to repeat as AFC champions.
- 1973**
- Jan. 14 —Dolphins cap a perfect season in Super Bowl VII at Los Angeles by defeating Washington, 14-7, for NFL's first unbeaten, untied record. A 28-yard TD pass from Bob Griese to Howard Twilley and interceptions by LB Nick Buoniconti and safety Jake Scott are key plays.
- April 18 —Dolphins surpass NFL record with 74,961 season ticket sales. Kansas City held old record of 72,885 in 1972.
- Sept. 30 —RB Mercury Morris sets single-game rushing record of 197 yards on 15 carries with three TDs (24, 70, 35) against New England, 44-23, at Orange Bowl.
- Nov. 11 —Dolphins shut out Baltimore for fourth consecutive time, 44-0, as CB Tim Foley returns two blocked punts for TDs at Orange Bowl.
- Dec. 15 —WR Paul Warfield catches four TD passes (21, 7, 16, 4) from Bob Griese in first half of 34-7 victory over Detroit at Orange Bowl. Dolphins compile best two-year record (26-2) in NFL history.
- Dec. 30 —Dolphins rush for 266 yards in defeating Oakland, 27-10, for unprecedented third straight AFC Championship at Orange Bowl.
- 1974**
- Jan. 13 —Dolphins overpower Minnesota, 24-7, in Super Bowl VIII at Rice Stadium in Houston for second consecutive NFL Championship. FB Larry Csonka gains 145 yards on 33 carries and Dolphins outscore three playoff foes, 85-33.
- Jan. 20 —Garo Yepremian kicks five field goals for AFC including 42-yarder with 21 seconds remaining for 15-13 victory in Pro Bowl at Kansas City.
- March 31 —FB Larry Csonka, WR Paul Warfield and RB Jim Kick sign \$3.3 million package deal in Toronto to play for John Bassett in World Football League.
- July 1 —NFL Players Association declares strike. Dolphin Managing General Partner Joseph Robbie charges NFLPA with "search and destroy" mission.
- July 10 —Chicago Tribune Charities cancels July 26 College All-Star Game with Dolphins due to strike.
- July 17 —Seven veterans cross picket line: C Jim Langer, S Jake Scott, TE Jim Mandich, LB Bob Matheson, QB Earl Morrall and RBs Don Nottingham and Mercury Morris.
- Aug. 14 —Strike ends after seven weeks.
- Nov. 17 —Dolphins outlast Buffalo, 35-28, at Orange Bowl on 23-yard TD by Don Nottingham with 19 seconds remaining, third time in season that Dolphins score winning points with less than 20 seconds to play.
- Dec. 2 —FB Larry Csonka gains 100 yards for 19th time with 123 yards in 24-3 victory over Cincinnati at Orange Bowl, seventh consecutive win on Monday night TV.
- Dec. 15 —Dolphins rally from 24-point deficit to defeat New England, 34-27, for 31st consecutive victory (excluding preseason) at Orange Bowl. QB Earl Morrall passes for 288 yards and Miami closes with 11-3 record.
- Dec. 21 —Oakland spoils Dolphins' bid for third consecutive NFL Championship, 28-26, in AFC semifinal at Oakland on 8-yard TD pass from Ken Stabler to Clarence Davis with 26 seconds remaining.
- 1975**
- Sept. 22 —Winning streak at Orange Bowl stops at 31 games after 31-21 loss to Oakland.
- Oct. 19 —Dolphins intercept Jets' QB Joe Namath six times in 43-0 victory at New York.
- Oct. 22 —World Football League folds after losing \$30 million, but three ex-Dolphins still under contract to John Bassett.
- Nov. 23 —QB Bob Griese suffers torn tendons in right foot during third quarter of 33-17 loss to Baltimore at Orange Bowl.
- Dec. 7 —Third-string QB Don Strock directs 31-21 victory over Buffalo at Orange Bowl for 12th consecutive victory over Bills.
- Dec. 14 —Dolphins suffer 10-7 loss in overtime at Baltimore on 31-yard FG by Toni Linhart, and miss qualifying for playoffs for first time in six years under Don Shula.
- 1976**
- Jan. 22 —Prescription Athletic Turf (grass) approved for Orange Bowl stadium, at a cost of \$244,500.
- March 30 —Seattle selects Dolphin original OT Norm Evans in expansion draft; Tampa Bay selects LBs Bruce Elya and Doug Swift, who retires to enter medical school.
- Sept. 26 —Dolphins face QB Joe Namath of New York Jets for last time and post 16-0 shutout at Orange Bowl.
- Oct. 17 —WR Howard Twilley, last of Dolphin originals, surpasses 3,000 career yards with eight catches for 104 yards in 20-17 overtime loss to Kansas City at Orange Bowl.
- Dec. 5 —WR Freddie Solomon gains 252 yards in three-TD spectacular that includes record 79-yard punt return, 53-yard pass play and 59-yard flanker reverse in 45-27 victory over Buffalo Bills at Orange Bowl.

1977

- March 14 —Dolphins agree to 10-year lease for use of Orange Bowl with three-year cancellation notice. New lease doubles rent to \$45,000 per game but is less than City of Miami's proposed 10 per cent of gross ticket sales.
- May 2 —QB Earl Morrall, 43, who spent five seasons with the Dolphins, retires from a 21-year career. Morrall passed for 20,809 career yards and guided the Dolphins through most of undefeated 1972 season.
- Sept. 11 —QB Bob Griese, forced to wear eyeglasses because of problems with contact lenses, passes for two TD's in 27-21 preseason victory at New York Giants.
- Nov. 24 —QB Bob Griese becomes first since 1972 to throw six TD passes in a game, and Dolphins set records of 55 points and 503 yards in 55-14 rout on Thanksgiving Day at St. Louis.
- Dec. 5 —Rookie RB Leroy Harris gallops 77 yards for longest TD run in Dolphin history, capping 17-6 victory over Baltimore at Orange Bowl.
- Dec. 15 —Maxwell Club of Philadelphia names QB Bob Griese as its Pro Player of Year.
- Dec. 17 —Dolphins close 10-4 season with QB Bob Griese's record 22nd TD pass and Nat Moore's record 13th TD in 31-14 victory over Buffalo at Orange Bowl.
- Oct. 28 —WR Duriel Harris sets single-game records of 10 catches for 180 yards in 27-7 rout of Green Bay at Orange Bowl.
- Nov. 29 —QB Bob Griese, benched in favor of Don Strock for second straight game, rallies Dolphins to 26 points in second half for 39-24 victory over New England as FB Larry Csonka scores three TDs.
- Dec. 9 —QB Bob Griese completes 17 of 22 passes for 229 yards in 28-10 win at Detroit which clinches AFC East title.
- Dec. 30 —Pittsburgh overpowers Dolphins with 20-point first quarter in 34-14 playoff victory at Pittsburgh, and Steelers eventually win Super Bowl XIV.

1980

- Sept. 5 —Don Shula signs four-year contract through 1983 season and cancels old pact which had one year remaining.
- Sept. 21 —QB Bob Griese wins his 100th game, coming off bench and passing for two TDs in fourth quarter for 20-17 victory at Atlanta.
- Oct. 5 —QB Bob Griese surpasses 25,000 yards for career with a 222-yard first half, but he suffers sprained right shoulder in 30-17 loss to Baltimore and is gone for remainder of season.
- Nov. 9 —Rookie QB David Woodley passes for three TDs and runs for another two TDs in stunning 35-14 upset of defending National Conference champion Los Angeles at Anaheim

1981

- Feb. 5 — Six-time All-Pro guard Larry Little, 35, retires from a 14-year career including 12 years with the Dolphins. He ended with a club record 164 starts.
- June 25 —QB Bob Griese, the 14th passer in football history to eclipse 25,000 yards, retires from a 14-year career with the Dolphins. He had presided over 101 of the 135 victories in the club's history (101-62-3) and was consensus All-Pro in 1971 and 1977. The six-time Pro Bowl quarterback held records of 1,926 completions in 3,429 attempts, 25,092 yards and 56.2 percent passing accuracy. He guided Dolphins to Super Bowl triumphs in 1972 and 1973.
- Sept. 10 —Rookie Tom Vigorito rambles 87 yards for record punt-return TD as Dolphins crush Pittsburgh, 30-10, before 74,190 fans, largest Orange Bowl crowd since 1975.
- Sept. 27 —Coach-and-son clash, Shula Bowl I, has Don Shula opposed by Baltimore rookie punt returner David Shula Dolphins outlast Colts, 31-28, for fourth straight win in Baltimore.
- Nov. 8 —Don Shula captures 200th NFL coaching victory when linebacker Bob Brudzinski intercepts pass in overtime and sets up Uwe von Schamann for 30-yard field goal in 30-27 triumph at New England.
- Dec. 19 —Dolphins complete sweep of last four games of season and win AFC East title in 16-6 conquest of Buffalo before 72,956 fans at Orange Bowl. Miami posts fourth-best record (11-4-1) in NFL.

1982

- Jan. 2 —Dolphins overcome 0-24 deficit but succumb in overtime, 41-38, to San Diego in highest-scoring playoff game in history. Rolf Benirschke ends four-hour struggle with 29-yard field goal. It is only game in NFL where two quarterbacks, Miami reliever Don Strock and San Diego star Dan Fouts, both passed for more than 400 yards. Orange Bowl crowd of 73,735 comprised fourth sellout of season.

1978

- Feb. 17 —Chuck Connor, 40, becomes Director of Player Personnel after three years scouting for BLESTO. He succeeds Bobby Beathard, who resigned Feb. 7 and became general manager of Washington Redskins.
- April 17 —Dolphins acquire RB Delvin Williams from San Francisco 49ers in exchange for WR Freddie Solomon, FS Vern Roberson and picks in the first and fifth rounds of 1978 draft.
- Aug. 25 —QB Bob Griese suffers torn ligaments in left knee during 24-20 preseason victory at Tampa, and backup Don Strock guides Dolphins to 5-2 record before Griese returns as starter Oct. 22.
- Nov. 5 —A 17-point blitz in first quarter and 5 quarterback sacks enable Dolphins to upset defending Super Bowl champion Dallas Cowboys, 23-16, at Orange Bowl.
- Nov. 12 —Delvin Williams becomes first 1,000-yard rusher of 1978 with 144 yards and two TDs in 25-24 triumph at Buffalo, marking 18th straight win over Bills. Williams set Dolphin record of 1,258 yards rushing in season.
- Dec. 10 —LB Larry Gordon intercepts three passes in 23-6 rout of Oakland Raiders at Orange Bowl to clinch "wild-card" berth in playoffs.
- Dec. 18 —Garo Yepremian ties NFL record with 16th consecutive field goal, capping 23-3 victory over New England and boosting Dolphins to 11-5 record.

1979

- Jan. 8 —Howard Schnellenberger, receivers and passing game coach, is named head coach at the University of Miami.
- Feb. 22 —FB Larry Csonka, 32, re-signs with Dolphins as a free agent after four-year absence in World Football League (1975) and NFL's New York Giants (1976-78).
- Sept. 23 —FB Larry Csonka scores three TDs for second time in career as Dolphins crush Chicago, 31-16, at Orange Bowl for 4-0 start.
- Oct. 14 —Tony Nathan escapes on record 86-yard punt return for TD as Dolphins defeat Buffalo, 17-7, for 20th consecutive win in series.

Dec. 12 —In one of the most bizarre incidents in Miami Dolphin history, a work release parolee cleared a space on the snow-frozen New England Patriots' turf that enabled the Patriots to kick a late fourth-quarter field goal and win the game 3-0 before 25,716 fans.

Dec. 27 —The incredible record of not having won in 16 years in the Orange Bowl continued as the Dolphins scored 20 unanswered points in the second half to defeat the Buffalo Bills 24-10.

1983

Jan. 8 —For the first time in nine years, the Dolphins won a playoff game, defeating the New England Patriots 28-13 before 68,842 fans.

Jan. 16 —The Dolphins choked off the San Diego Chargers famed offense and defeated them 34-13 before 71,383 fans. The Chargers were held to a total offense of 247 yards, 203 yards below their league-leading average.

Jan. 23 —A.J. Duhe set an AFC playoff record with three interceptions, including one for a 35-yard touchdown romp — to defeat the New York Jets for the third time in one season and win the AFC crown 14-0.

Jan. 30 —In Pasadena, California the Dolphins appeared in their fourth Super Bowl, and in spite of leading with only ten minutes to play, they lost 27-17 before a sellout crowd of 103,667 and a TV audience estimated at 115-million. Fulton Walker set a Super Bowl record with a 98-yard kickoff return for a touchdown, and he returned four kickoffs for a total of 190 yards.



ALL-TIME DRAFT CHOICES

(Bold Face Indicates Active Roster)

1966 EXPANSION DRAFT

FROM NEW ENGLAND		FROM KANSAS CITY	
Eddie Wilson	QB Arizona	Al Dotson	DT Grambling
Billy Neighbors	G Alabama	Mei Branch	DE Louisiana St.
Ross O'Hanley	S Boston College	Frank Jackson	WR SMU
Jack Rudolph	LB Georgia Tech	Ron Caveness	LB Arkansas
FROM BUFFALO		FROM NEW YORK JETS	
Billy Joe	FB Villanova	Wahoo McDaniel	LB Oklahoma
Bo Roberson	WR Cornell	Willie West	S Oregon
x-Jim Davidson	OT Ohio State	Mike Hudock	C Miami (Fla.)
Howard Simpson	DT Auburn	LaVerne Torczon	DE Nebraska
FROM DENVER		FROM OAKLAND	
John McGeever	S Auburn	Rich Zecher	DT Utah State
Ed Cooke	DE Maryland	Dick Wood	QB Auburn
Tom Erlandson	LB Washington St.	Ken Rice	G Auburn
Tom Nomina	DT Miami (Ohio)	Gene Mingo	K No College
FROM HOUSTON		FROM SAN DIEGO	
Norm Evans	OT Texas Christian	Dave Kocourek	TE Wisconsin
Tom Goode	C Miss. State	Ernie Park	G McMurry
Jack Spikes	FB Texas Christian	Jimmy Warren	CB Illinois
Maxie Williams	OT SE Louisiana	Dick Westmoreland	CB NC A&T

x-retired

1966 DRAFT CHOICES

1a x-Jim Grabowski	RB Illinois	10 x-Pat Killonn	C Syracuse
1b Rick Norton	QB Kentucky	11 Sam Price	RB Illinois
2 Frank Emanuel	LB Tennessee	12 Howard Twilley	WR Tulsa
3 x-Larry Gagner	G Florida	13 x-Ken Kramer	TE Minnesota
4 x-Dick Leftridge	RB West Virginia	14 Phil Scoggin	P Texas A&M
5 Grady Bolton	DT Miss. St.	15 Jerry Oliver	OT SW Texas
6 x-Ed Weisacosky	LB Miami (Fla.)	16 Don Lorenz	DE Stephen Austin
7 x-Don Hansen	LB Illinois	17 x-Mike Bender	G Arkansas
8 Bob Petrella	S Tennessee	18 x-Rick Kestner	E Kentucky
9 x-Bill Matan	DE Kansas St.	19 Doug Moreau	TE Louisiana St.
		20 John Tooker	CB Adams State

x-signed with National Football League

1966 REDSHIRT DRAFT

1 John Roderick	WR SMU	7 Don Williams	DE Wofford
2 Harold Fulford	WR Auburn	8 Jon Brittenum	QB Arkansas
3 Jack Clancy	WR Michigan	9 x-Craig Baynham	WR Georgia Tech
4 x-Jim Mankins	RB Florida St.	10 x-Randy Winkler	OT Tarleton St.
5 x-Fritz Greenlee	TE Arizona	11 Kai Anderson	C Illinois
6 Bill Darnall	DB North Carolina		

x-signed with National Football League

NOTE: Numbers in parentheses indicate drafting position from one round to the next among all NFL clubs.

1967 DRAFT CHOICES (4-5-3)

1. Bob Griese	QB Purdue	10. Tom Beier	S Miami (Fla.)
2. Jim Riley	DT Oklahoma	11. Jack Pyburn	OT Texas A&M
3. TO DENVER for Cookie Gilchrist		12a. y-Stan Juk	LB South Carolina
4. Bob Greenlee	DE Yale	12b. y-Jim Whitaker	CB Missouri
5a. TO DENVER for Cookie Gilchrist		(from Denver for Jerry Oliver)	
5b. x-Gary Tucker	RB Chattanooga	13. TO BUFFALO for George Wilson Jr.	
(from Buffalo for Jack Spikes)		14. Charlie Stikes	CB Kent State
6. Bud Norris	TE Washington St.	15. Jake Ferro	LB Youngstown
7. Larry Selpie	TE Kentucky	16. Maurice Calhoun	RB Central Ohio
8. TO OAKLAND for Bill Cronin		17. Larry Kissam	T Florida St.
9. John Richardson	DT UCLA		

x-taxi squad '67
y-entered medical school

1968 DRAFT CHOICES (7-8)

1a. Larry Caonka	RB Syracuse	8a. TO NEW YORK for Archie Roberts	
1b. Doug Crusan	OT Indiana	8b. Randell Edmunds	LB Georgia Tech
(from Cincinnati for John Stofa)		(from Oakland for Dave Kocourek)	
2a. Jim Keyes	LB Mississippi	9a. Sam McDowell	T SW Missouri
2b. Jim Cox	TE Miami (Fla.)	9b. y-Tom Paciorek	CB Houston
(from Cincinnati for John Stofa)		(from Houston for Billy Anderson)	
3a. Jim Urbaneck	DT Mississippi	10. Joe Mirto	T Miami (Fla.)
3b. Dick Anderson	S Colorado	11. Cornelius Cooper	DE Prairie View
(from San Diego for Jon Brittenum)		12. Paul Paxton	T Akron
4. TO DENVER for John Bramlett		13. Bob Joswick	DE Tulsa
5. Jim Kilick	RB Wyoming	14. Ray Blunk	TE Xavier
6a. Kim Hammond	QB Florida St.	15. Ken Corbin	LB Miami (Fla.)
(from Denver in 7-man deal)		16. Henry Still	DT Bethune-Cookman
6b. x-Jimmy Hines	WR Texas Southern	17. Bill Nemeth	C Arizona
7. x-John Boynton	T Tennessee		

x-taxi squad '68 y-pro baseball

1969 DRAFT CHOICES (11)

1 Bill Stanfill	DE Georgia	8 Bruce Weinstein	TE Yale
2 Bob Heinz	DT Pacific	9 Jesse Powell	LB West Tex St
3 Mercury Morris	RB West Tex St.	10 Jim Mertens	TE Fairmont St.
4 Norm McBride	LB Utah	11 Mike Berdis	DT N. Dakota St.
5a Willie Pearson	WR N.C. A&T	12 Dale McCullers	LB Florida St.
5b Karl Kremser	K Tennessee	13 Amos Ayres	S Arkansas AM&N
(from Oakland for John Roderick)		14 Glynn Thompson	DT Troy State
6 Ed Tuck	G Notre Dame	15 Chick McGeehan	WR Tennessee
7a John Egan	C Boston College	16 Lloyd Mumphord	CB Texas Southern
7b John Kulka	G Penn State	17 Tom Kraliman	DE Xavier
(from San Diego for Tom Erlandson)			

1970 DRAFT CHOICES (3)

1 TO CLEVELAND for Paul Warfield	10 Dick Nittinger	G Tampa
2 Jim Mandich	TE Michigan	DT Rice
3 Tim Foley	CB Purdue	12 Mike Kolen
4 Curtis Johnson	CB Toledo	13 Dave Buddington
5 TO NEW ENGLAND in Buoniconti deal	14 Gary Brackett	WR Holy Cross
6 Dave Campbell	DE Auburn	15 Pat Hauser
7 Jake Scott	S Georgia	16 Charles Williams
8 Narvel Chavers	RB Jackson St	17 George Myles
9 Hubert Ginn	RB Florida A&M	DT Morris Brown

1971 DRAFT CHOICES (22-21)

1 TO BALTIMORE for Don Shula	10 Ron Maree	DT Purdue
2 Otto Stowe	WR Iowa State	11 Vic Surma
3 Dale Farley	LB West Virginia	12 Leroy Byars
4 x-Joe Theismann	QB Notre Dame	13 Lonnie Hepburn
5 TO PITTSBURGH for Willie Richardson	14 David Vaughn	TE Memphis St
6 Dennis Coleman	LB Mississippi	15 Bob Richards
7 Ron Dickerson	CB Kansas St	16 Chris Myers
8 TO PITTSBURGH for Bob DeMarco	17 Curt Mark	LB Mayville N D
9 Vern Den Herder	DE Central Iowa	
	x-signed with Canadian Football League	

1972 DRAFT CHOICES (25)

1 x-Mike Kadish	DT Notre Dame	8 Craig Curry	QB Minnesota
2 TO CLEVELAND for Bob Matheson	9 Greg Johnson	CB Wisconsin	
3 Gary Kosins	RB Dayton	10 TO HOUSTON for Russell Price	
4a Larry Ball	DE Louisville	11 Ed Jenkins	
(from San Diego for Carl Mauck)		12 Ashley Bell	
4b Al Benton	T Ohio Univ	13 Archy Robinson	
5 Charlie Babb	S Memphis St.	14 Willie Jones	
6 y-Ray Nettles	LB Tennessee	15 Bill Davis	
7a Bill Adams	G Holy Cross	16 Al Hannah	
(from Denver for John Stofa)		17 Vern Brown	
7b Calvin Harrell	RB Arkansas St.	S Western Mich.	
	x-taxi squad 72	y-signed with Canadian Football League	

1973 DRAFT CHOICES (26)

1 TO BUFFALO for Martin Briscoe	7d Tom Smith	RB Miami (Fla.)
2 x-Chuck Bradley	C Oregon	DE NE Oklahoma
3 Leon Gray	T Jackson St.	9 Karl Lorch
4 Bo Rather	WR Michigan	10 Ron Fernandes
5a Don Strock	QB Virginia Tech	11 Chris Kete
(from Buffalo in Frank Cornish deal)		12 Mike Mullen
5b Dave McCurry	CB Iowa State	13 Joe Booker
6 Ed Newman	G Duke	14 Greg Boyd
7a Kevin Reilly	LB Villanova	15 Bill Palmer
(from New England for Wayne Mass)		16 James Jackson
7b Ben Shephard	RB Arkansas Tech	17 Charley Wade
(from New England for Bill Griffin)		WR Tennessee St.
7c Willie Hatter	WR Northern Ill.	
(from Cleveland for Bob DeMarco)		x-injured reserve 73

1974 DRAFT CHOICES (26)

1 Don Reese	DE Jackson St.	7b Joe Sullivan	T Boston College
2a y-Andre Tillman	TE Texas Tech	8 Mel Baker	WR Texas Southern
(from Green Bay for Jim Del Gaizo)		9a Tom Wickert	T Washington St
2b Benny Malone	RB Arizona St.	(from Chicago for Dave McCurry)	
(from Dallas in Otto Stowe deal)		9b x-Bob Lally	LB Cornell
3c Jeris White	CB Hawaii	10 x-Gary Valbuena	QB Tennessee
4 Nat Moore	WR Florida	11 Gerry Roberts	DE UCLA
5 x-Bill Stevenson	DT Drake	12 Jim Revels	S Florida
6 x-Cleveland Vann	LB Oklahoma St.	13 x-Clayton Heath	RB Wake Forest
6a Randy Crowder	DT Penn State	14 Sam Johnson	LB Arizona St.
(from Baltimore in Hubert Ginn deal)		15 Larry Cates	CB Western Mich.
6b x-Bob Wolfe	T Nebraska	16 Jesse Wolf	DT Prairie View
7a Carl Swierc	WR Rice	17 Ken Dickerson	CB Tuskegee
(from New Orleans for Jeff White)			
	x-signed with World Football League	y-injured reserve '74	

1975 DRAFT CHOICES (23)

1 Darryl Carlton	T Tampa	10a Clyde Russell	RB Oklahoma
2a Fred Solomon	WR Tampa	(from Chicago for Charley Wade)	
(from Green Bay for Jim Del Gaizo)		10b Joe Jackson	TE Penn State
2b Stan Winfrey	RB Arkansas St	(from Washington for Howard Kingid)	
3 Bruce Hill	LB Houston	10c Joe Daneo	K Washington St
4 Bruce Ellis	LB Ohio State	11 John Dilworth	CB NW St. La.
5a Morris Owens	WR Arizona St.	12 Joe Yancey	T Henderson
(from Giants for Henry Stuckey)		13 Leonard Isabel	WR Tulsa
5b Barry Hill	S Iowa State	14a James Lewis	CB Tennessee St
6a Steve Towle	LB Kansas	(from NY Giants for Ed Jenkins)	
(from NY Jets for Larry Woods)		14b Jack Graham	QB Colorado St
6b TO NY JETS for John Mooring		15 Skip Johns	RB Carson-Newman
7 Phillip Kent	RB Baylor	16 Vernon Smith	C Georgia
8 Barney Crawford	DT Harding	17 Dwaine Copeland	RB Middle Tenn
9 James Wilson	G Clark		

1976 DRAFT CHOICES (19-21-20)

1a Larry Gordon	LB Arizona St.	9 y-Norris Thomas	CB Southern Miss
(from Washington for Joe Theismann)		10a Gary Fencik	S Yale
1b x-Kim Bokamper	LB San Jose St.	(from Washington for Karl Lorch)	
2 Laird McCreary	TE Tennessee St.	10c Dor Testerman	RB Clemson
3 Duriel Harris	WR New Mexico St.	11 Dexter Pride	RB Minnesota
4a Melvin Mitchell	G Tennessee St.	12a Randy Young	T Iowa State
(from Detroit for Larry Ball)		12b Darryl Brandford	DT Northwestern
4b TO PHILADELPHIA for Norm Bulaich		(from St. Louis for Rodrigo Barnes)	
5 TO DETROIT with Larry Ball		13 Bernie Head	C Tulsa
6 Gary Davis	RB Cal Poly-SLO	14 Bob Gissler	LB S Dakota St.
7a Joe Ingersoll	G-T Nevada/Vegas	15 Ron Holmes	RB Utah State
(from New Orleans for Mel Baker)		16 Mike Green	P-WR Ohio Univ
7b Johnny Owens	DE Tennessee St.	17 z-Jeff Grantz	QB South Carolina
8 Bob Simpson	DT Colorado		
	x-injured reserve 76	y-quit camp 76, active roster 77	
	z-remained at South Carolina as coach		

1977 DRAFT CHOICES (13-12-14)

1 A. J. Duhe	DE Louisiana St.	5b Leroy Harris	RB Arkansas St.
2 Bob Baumhower	DT Alabama	6 TO NY GIANTS for Andy Selfridge	
3a TO HOUSTON for Ken Ellis		7 Bruce Herron	LB New Mexico
3b Mike Watson	T Miami (Ohio)	8 Horace Perkins	CB Colorado
(from Chicago for Bo Rather)		9 Robert Turner	RB Oklahoma St.
4 TO WASHINGTON in Jake Scott deal		10 Mark Carter	T Eastern Mich
5a Mike Michel	P-K Stanford	11 John Alexander	DE Rutgers
(from Tampa for Ray Nettles' rights)		12 Terry Anderson	WR Bethune-Cookman

1978 DRAFT CHOICES (24-23-25)

1 TO SAN FRAN in Delvin Williams deal	6 Doug Belters	DE Nevada/Reno
2 Guy Benjamin	QB Stanford	7a Karl Baldschwiler
3a Lyman Smith	DT Duke	(from Cleveland for Paul Warfield)
(from NY Giants for Larry Csonka)		7b Lloyd Henry
3b Jimmy Cefalo	WR Penn State	8 Sean Clancy
4a Gerald Small	CB San Jose St.	9 Bruce Hardy
(from Cleveland for Paul Warfield)		10 x-Mark Dennard
4b Eric Laakso	T Tulane	11 TO SEATTLE for Carl Bansch
5a Ted Burgeimer	S Notre Dame	12a Mike Moore
(from Tampa Bay for Jeris White)		12b Bill Kenney
5b TO SAN FRAN in Delvin Williams deal		(from Denver for Jim Kuck)
	x-injured reserve 78	

1979 DRAFT CHOICES (24-25)

1 Jon Giesler	T Michigan	7 Uwe von Schamann	K Oklahoma
2 Jeff Toews	G Washington	8a x-Jeff Groth	WR Bowling Green
3a Tony Nathan	RB Alabama	(from Washington for Jim Mandich)	
(from Tampa Bay for Randy Crowder)		8b Glenn Blackwood	
3b Mel Land	LB Michigan St.	(from Denver for Jim Kuck)	
(from NY Giants for Larry Csonka)		8c TO TAMPA BAY for Council Rudolph	
3c Ronnie Lee	TE Baylor	9 Jeff Weston	
(from New Orleans for Don Reese)		10a Jerome Stanton	
3d TO ATLANTA for Ralph Ortega		(from Detroit for Karl Baldschwiler)	
4 Steve Howell	RB Baylor	10b Mike Kozlowski	
5 Don Bessilleu	S Georgia Tech	11 Mike Blanton	
6 Steve Lindquist	G Nebraska	12 Larry Fortner	
	x-missed final cut but played 4 games	QB Miami (Ohio)	

1980 DRAFT CHOICES (21)

1 Don McNeal	CB Alabama	8b David Woodley	QB Louisiana St.
2 Dwight Stephenson	C Alabama	(from Washington for Jim Mandich)	
3 Bill Barnett	DE Nebraska	9 Mark Goodspeed	
4 Elmer Bailey	WR Minnesota	10a Doug Lantz	
5 TO WASHINGTON in Benny Malone deal		10b Ben Long	
6 Eugene Byrd	WR Michigan St.	(from Philadelphia, past considerations)	
7 Joe Rose	TE California	11a Phil Driscoll	
8a Jeff Allen	CB Cal-Davis	(from San Francisco for Chas. Cornelius)	
		11b TO PHILADELPHIA, past considerations	
		12 Chuck Stone	
		G N. Carolina St.	

1981 DRAFT CHOICES (13-14-15)

1	x-David Overstreet	RB Oklahoma	6a	x-Mack Moore	DE Texas A&M
2a	To L.A. in Bob Brudzinski deal		6b	Fulton Walker	CB West Virginia
2b	Andra Franklin	FB Nebraska		(from Minnesota in Jim Langer deal)	
3	TO L.A. in Brudzinski deal		7	Mike Daum	T Cal Poly/SLO
3a	Sam Greene	WR Nev/Vegas	8	y-William Judson	CB S. Carolina St.
3b	(from New Orleans for Guy Benjamin)		9	John Noonan	WR Nebraska
4b	Brad Wright	QB New Mexico	10	Steve Folsom	TE Utah
5a	Ken Poole	DE NE Louisiana	11	Jim Jensen	QB Boston Univ.
5b	Tom Vigorito	RB Virginia	12	John Alford	DT S. Carolina St.
	(from Philadelphia for Leroy Harris)			x-signed with Canadian Football League	
				y-injured reserve '81	

1982 DRAFT CHOICES (25)

1	Roy Foster	G-T Southern Cal	7b	Larry Cowan	RB Jackson St.
2	Mark Duper	WR NW St. La.	8	Tate Randle	S Texas Tech
3	Paul Lankford	CB Penn State	9a	Steve Clark	DE Utah
4	Charles Bowser	LB Duke		(from Detroit for Steve Towle)	
5a	Bob Nelson	DT Miami	9b	Mack Boatner	RB SE Louisiana
	(from Minnesota in Jim Langer deal)		10a	Robin Fisher	LB Florida
5b	Rich Diana	FB Yale		(from Philadelphia for Steve Howell)	
6a	Thomas Tutson	CB S. Carolina St.	10b	Wayne Jones	C-T Utah
	(from San Diego for George Roberts)		11	Gary Crum	T Wyoming
6b	Ron Hester	LB Florida St.	12	Mike Rodrigue	WR Miami
7a	Dan Johnson	TE Iowa State			
	(from New Orleans for Guy Benjamin)				

1983 DRAFT CHOICES (27)

1	Dan Marino	QB Pitt.	7	Keith Woetzel	LB Rutgers
2	Mike Charles	DT Syracuse	8	Mark Clayton	WR Louisville
3	Charles Benson	DE Baylor	9	Mark Brown	LB Purdue
4	TO LA RAMS		10	Anthony Reed	RB S. Carolina St.
5	TO HOUSTON		11	Joe Lukens	OG Ohio State
6	Reggie Roby	P Iowa	12	Anthony Carter	WR Michigan



ORIGIN OF THE DOLPHINS

Year	Draft (40)	Trades (2)	Free Agents/Waivers (9)
1970			G Bob Kuechenberg—F A
1973	QB Don Strock (5) G Ed Newman (6)		
1974	WR Nat Moore (3)		LB Earnie Rhone—F A
1975			
1976	DE Kim Bokamper (1) WR Duriel Harris (3)		
1977	LB A.J. Duhe (1) DT Bob Baumhower (2)		
1978	WR Jimmy Cefalo (3) CB Gerald Small (4) T Eric Laakso (4) DE Doug Betters (6) TE Bruce Hardy (9) C Mark Dennard (10)		T Cleveland Green—F A
1979	T Jon Giesler (1) G Jeff Toews (2) HB Tony Nathan (3) TE Ronnie Lee (3) K Uwe von Schamann (7) SS Glenn Blackwood (8) S Mike Kozlowski (10)		LB Steve Shull—F A x-FB Woody Bennett—waivers (from New York Jets)
1980	CB Don McNeal (1) C Dwight Stephenson (2) DE Bill Barnett (3) TE Joe Rose (7) QB David Woodley (8)		
1981	FB Andra Franklin (2) HB Tom Vigorito (5) CB Fulton Walker (6) x- CB William Judson (8) QB Jim Jensen (11)	LB Bob Brudzinski (from Los Angeles)	P Tom Orosz—F A LB Steve Potter—F A S Lyle Blackwood—F A (from Los Angeles)
1982	T Roy Foster (1) WR Mark Duper CB Paul Lankford (3) LB Charles Bowser (4) CB Thomas Tutson (6a) LB Ron Hester (6b) x- TE Dan Johnson (7a) (from New Orleans for Guy Benjamin)		WR Vince Hellin—F A

x-injured reserve for more than 10 games in 1981

DOLPHIN TRADING HISTORY

PLAYER-FOR-PLAYER TRADES

1966

LB Ron Caveness to Houston for QB Billy Anderson, rights (1965 redshirt draftee of Oilers)

1967

S John McGeever to San Diego for DE Bob Petrich
 C Mike Hudock to New York Jets for OT Nick DeFelice (4-5)
 TE Bill Cronin to Denver for DT Ray Jacobs (5-4)
 G Ernie Park, QB George Wilson Jr., DE Earl Faison and RB Cookie Gilchrist to Denver for LB Jerry Hopkins, RB Abner Haynes, DE Danny LaRose and 6th pick in 1968 (6-27)

1969

QB Kim Hammond, LB John Bramlett and 5th pick in 1970 for LB Nick Buoniconti (3-24)

CB Mack Lamb to San Diego for G Larry Little (7-2)

1970

CB Dick Westmoreland to Minnesota for G Bookie Bolin (5-1)
 S Tom Beier to San Francisco for T—C Lance Olssen (5-1)
 WR Jack Clancy to Green Bay in compensation for TE Marv Fleming (5-18)

1971

C Carl Mauck to San Diego for DT Tony Liscio and 4th pick in 1972 (9-8)

1972

LB Dale Farley to Buffalo for DT Jim Dunaway (6-7)
 DT Frank Cornish to Buffalo for G-C Howard Kindig and 5th pick in 1973

1973

WR Otto Stowe to Dallas for WR Ron Sellers and 2nd pick in 1974 (5-10)
 RB Hubert Ginn to Baltimore for RB Don Nottingham, 6th pick in 1974 (10-2)
 DT Mike Kadish to Buffalo for C-G Irv Goode (8-27)

1975

WR Marlin Briscoe and RB Hubert Ginn to St. Louis for RB Donny Anderson and compensation for TE Jim McFarland (5-6)
 LB Bruce Bannon to San Diego for DE Pete Lazetich (7-23)

1976

FS Jake Scott and 4th pick in 1977 to Washington for FS Bryant Salter (8-24)

1977

OT Darryl Carlton to Tampa Bay for OT Mike Current and 5th pick in 1978 (8-8)

1978

WR Freddie Solomon, S Vern Roberson, 1st and 5th picks in 1978 to San Francisco for RB Delvin Williams (4-17)
 RB Benny Malone and 5th pick in 1980 to Washington for FB Jim Braxton and 3rd pick in 1979 (10-10)

1980

RB Gary Davis and CB Norris Thomas to Tampa Bay for FB Jimmy DuBose and 2nd pick in 1981 (8-25)

PLAYER-FOR-DRAFT PICKS

1966

QB George Wilson Jr. from Buffalo	13th in 1967
RB Jack Spikes to Buffalo (8-30)	5th in 1967
DT Jerry Oliver to Denver	12th in 1967
TE Bill Cronin from Oakland	8th in 1967
RB Cookie Gilchrist from Denver (11-10)	3rd, 5th in 1967

1967

LB John Bramlett from Denver (7-25)	4th in 1968
TE Dave Kocourek to Oakland (9-5)	8th in 1968
QB Jon Brittenum to San Diego	3rd in 1968
QB Billy Anderson to Houston	9th in 1968
QB Archie Roberts from NY Jets (9-26)	8th in 1968
QB John Stofa to Cincinnati (12-26)	1st, 2nd in 1968

1968

LB Tom Erlandson to San Diego (8-19)	7th in 1969
WR John Roderick to Oakland (8-21)	5th in 1969

1970

WR Paul Warfield from Cleveland (1-26)	1st in 1970
C Bob DeMarco from Pittsburgh (8-31)	8th in 1971
WR Willie Richardson from Pittsburgh (9-15)	5th in 1971

1971

LB Bob Matheson from Cleveland (9-1)	2nd in 1972
DE Russell Price from Houston	10th in 1972
QB John Stofa to Denver (11-23)	7th in 1972

1972

WR Marlin Briscoe from Buffalo (6-7)	1st in 1973
OT Wayne Mass to New England	7th in 1973
G-C Bill Griffin to New England	7th in 1973
C Bob DeMarco to Cleveland (9-26)	7th in 1973

1973

QB Jim Del Gaizo to Green Bay (8-22)	2nd in 1974, 1975
CB Dave McCurry to Chicago	9th in 1974
K Jeff White to New Orleans (8-29)	7th in 1974

1974

QB Joe Theismann to Washington (1-25)	1st in 1976
DT Larry Woods to NY Jets (8-7)	6th in 1975
WR Charley Wade to Chicago (8-9)	10th in 1975
RB Ed Jenkins to NY Giants (8-17)	14th in 1975
G-C Howard Kindig to Washington (8-21)	10th in 1975
OT John Mooring from NY Jets (8-28)	6th in 1975
WR Bo Rather to Chicago (9-10)	3rd in 1977

1975

CB Henry Stuckey to NY Giants (1-28)	5th in 1975
DE Karl Lorch, rights to Washington (1-30)	10th in 1976
RB Norm Bulaich from Philadelphia (7-9)	4th in 1976
LB Larry Ball, 5th in 1976 to Detroit (9-7)	4th in 1976
WR Mel Baker to New Orleans (9-9)	7th in 1976

1976

LB Rodrigo Barnes to St. Louis (4-6)	12th in 1976
RB Mercury Morris to San Diego (8-24)	4th in 1977
LB Andy Sellfridge from NY Giants (9-2)	6th in 1977
CB Ken Ellis from Houston (9-21)	3rd, 4th in 1977*
*4th obtained for Mercury Morris	

1977

LB Ray Nettles, rights to Tampa (1-21)	5th, 6th in 1977
WR Barry Smith from Tampa Bay and T Randy Young from Tampa Bay (2-7)	6th in 1977
DT Carl Barisich from Seattle (7-20)	11th in 1978
OT Steve Young from Tampa Bay (8-30)	5th in 1978*
*5th obtained in Darryl Carlton trade	
CB Jeris White to Tampa Bay (9-5)	5th in 1978

1978

TE Jim Mandich to Washington (5-11)	8th in 1979, 1980
DE Council Rudolph from Tampa Bay (7-5)	8th in 1979
OT Karl Baldschwiler to Detroit (8-26)	10th in 1979

1979

FS Neal Colzie from Oakland (3-22)	3rd in 1979*
*3rd obtained in Benny Malone trade	
LB Ralph Ortega from Atlanta (4-18)	3rd in 1979
CB Charles Cornelius to San Francisco (8-21)	11th in 1980
FB Leroy Harris to Philadelphia (8-27)	5th in 1981

1980

QB Guy Benjamin to New Orleans (8-28)	4th in 1981
C Jim Langer to Minnesota (9-24)	6th in 1981
	and 5th in 1982

1981

LB Bob Brudzinski from Los Angeles (4-28)	3rd in 1981
2nd obtained in Davis/Thomas trade '80 and 2nd in 1982	
LB Steve Towle to Detroit	9th in 1982
RB Eddie Hill from Los Angeles (7-22)	pick in 1983
FB Steve Howell to Philadelphia (8-18)	10th in 1982
P George Roberts to San Diego (8-31)	6th in 1982

1983

LB Ed Simonini from New Orleans (8-3) for future considerations
LB Larry Evans from Denver (8-15) for undisclosed draft choice



'82 Game-by-Game

MIAMI 45, NEW YORK JETS 28

New York, Sept. 12—After four years of the so-called Jets' Jinx the Dolphins buried the Jets, 45-28 while not allowing QB David Woodley to be sacked once. The Dolphins used both long, ball-control drives as well as lightning strikes to lead them to a decisive victory. Two long drives, 80 yards in 13 plays on their first possession and 87 yards in 18 plays in the third quarter were illustrative of Dolphin dominance. On the first drive, Andra Franklin scored from the one and on the second Woodley caught a 15-yard TD pass from Tony Nathan. Other scoring was by Tom Vigorito who returned a punt 59 yards; Glenn Blackwood running 35 yards with an interception and Don McNeal running 19 yards with an interception for a TD.

	MIAMI	NYJ
Miami	14	10
NY Jets	7	7
	0	14
	—	—
	45	28

Miami-Franklin 1 run (von Schamann kick)		
NYJ-Walker, 29 pass from Todd (Leahy kick)		
Miami-Vigorito 59 punt return (von Schamann kick)		
Miami-Franklin 1 run (von Schamann kick)		
Miami-FG von Schamann 25		
NYJ-Augustyniak 2 run (Leahy kick)		
Miami-Woodley 15 pass from Nathan (von Schamann kick)		
Miami-G. Blackwood 35 interception return (von Schamann kick)		
Miami-McNeal 19 interception return (von Schamann kick)		
NYJ-Barkum 7 pass from Todd (Leahy kick)		
NYJ-Walker 5 pass from Todd (Leahy kick)		

	MIAMI	NYJ
First Downs	25	20
Rushes - Yards	56-229	23-144
Passing Yards	94	197
Total Yards	323	341
Had QB Sacked	0-0	4-36
Passes	21-13-1	30-18-3
Punts	2-44.5	4-39.5
Fumbles/Lost	2-1	2-1
Penalties/Yards	7-32	12-86

A — 54,236 paid, 53,360 actual

INDIVIDUAL LEADERS

RUSHING — Miami: Franklin 28-103, Woodley 7-58, Nathan 10-22, Vigorito 3-21
 NYJ: McNeil 13-116, Augustyniak 5-11, Dierking 2-9.
PASSING — Miami: Woodley 20-12-1, 79 yards, no TD
 NYJ: Todd 30-18-3, 233 yards, 3 TDs.
RECEIVING — Miami: Cefalo 2-25, Nathan 3-16, Harris 2-13
 NYJ: Barkum 4-71, Walker 2-34, McNeil 3-34.

MIAMI 24, BALTIMORE 20

Miami, Sept. 19—In a surprisingly close game, the Dolphins survived to win 24-20. While the Dolphins started out continuing the caliber of play they had shown just the week before in a 45-28 win over the New York Jets, a sudden let down in the second quarter opened the way for a Colts 17-14 halftime lead. The Dolphins scored on their first two possessions as Woodley, who completed 16 of 25 passes for 180 yards, ran one yard and passed four yards to Bruce Hardy for touchdowns. A Colt's 88-yard TD drive was highlighted by Ray Butler's 53-yard catch of rookie QB Mike Pagel's first NFL TD pass. Pagel ran the first TD in on a two-yard rush. Butler was also the key player on the second TD after catching a pass in the midst of Dolphin defenders who blocked themselves out of the play. On a fourth and five, Colts' Coach Frank Kush sent in kicker Mike Wood to kick a field goal. There was a mishandled snap and Pagel picked up the loose ball, rolled right and passed left to linebacker Barry Kraus who had lined up as a tight end and was open in the end zone. Vigorito quickly regained the lead for the Dolphins by scoring on an early fourth quarter sweep for the 33-yard go-ahead TD.

	BALTIMORE	MIAMI
Baltimore	0	17
Miami	14	0
	0	10
	0	0
	—	—
	20	24

Miami-Woodley 1 run (von Schamann kick)		
Miami-Hardy 4 pass from Woodley (von Schamann kick)		
Balt.-Butler 53 pass from Pagel (Wood kick)		
Balt.-FG Wood 51		
Balt.-Kraus 5 pass from Pagel (Wood kick)		
Miami-Vigorito 33 run (von Schamann kick)		
Miami-FG von Schamann 29		
Balt.-FG Wood 48		

	BALT.	MIAMI
First Downs	14	21
Rushes - Yards	42-160	34-142
Passing Yards	96	181
Total Yards	256	303
Had QB Sacked	3-33	1-19
Passes	17-9-0	25-16-0
Punts	5-38.2	3-37.7
Fumbles/Lost	3-0	2-2
Penalties/Yards	6-63	1-5

A — 53,823 paid, 51,999 actual

INDIVIDUAL LEADERS

RUSHING — Balt.: Dixon 20-87, McMillan 13-40, Franklin 4-16
 Miami: Nathan 14-56, Franklin 14-46, Vigorito 2-31
 PASSING — Balt.: Pagel 16-8-0, 124 yards, one TD.
 Miami: Woodley 25-16-0, 180 yards, one TD.
 RECEIVING — Balt.: Dixon 3-18, Bouza 2-24, Butler 1-53.
 Miami: Harris 4-78, Nathan 4-38, Cefalo 2-27, Vigorito 2-16.

MIAMI 9, BUFFALO 7

Buffalo, Nov. 21—In the first regular season, game following a nine-week NFL players strike, the Dolphins registered their third straight victory with a 9-7 win over the Buffalo Bills. The Dolphins tied a team record by intercepting six passes and making one fumble recovery. Placekicker Uwe von Schamann was responsible for all Dolphin scoring with three field goals. Six individual Miami players were responsible for the interceptions of Joe Ferguson passes. Fulton Walker caught a Ferguson overthrow in the first quarter and was followed by interceptions by Mike Kozlowski, Gerald Small, Glenn Blackwood, A.J. Duhe and Don McNeal. Even with all the interceptions, the Dolphins trailed 6-3 heading into the fourth quarter and needed one more turnover to clinch the victory. Four Dolphin defenders simultaneously tackled wide receiver Robert Holt and the ball squirted loose. Mike Kozlowski picked it up on the first hop and returned it to the Buffalo Bills 12-yard line before being tackled.

Miami	0	6	0	3	—	9		Miami	Buffalo	
Buffalo	0	7	0	0	—	7		13	18	
Miami-FG von Schamann 42							First Downs	32-122	34-132	
Buffalo-Cribbs 1 fumble return (Herrera kick)							Rushes - Yards	127	126	
Miami-FG von Schamann 29							Passing Yards	249	258	
Miami-FG von Schamann 21							Total Yards	1-0	1-14	
							Had QB Sacked	29-12-2	29-12-6	
							Passes	5-37.4	3-39.3	
							Punts	Fumbles/Lost	1-0	2-1
							Penalties/Yards	4-30	9-64	
							A — 54,475 paid, 52,945 actual			

INDIVIDUAL LEADERS

RUSHING — Miami: Franklin 17-77, Woodley 1-28, Nathan 10-17
 Buffalo: Cribbs 21-74, Leaks 7-30, Brown 4-18
 PASSING — Miami: Woodley 16-6-1, 79 yards, no TD, Strock 13-6-1, 48 yards, no TD.
 Buffalo: Ferguson 28-12-5, 140 yards, no TD
 RECEIVING — Miami: Rose 3-58, Harris 3-18, Vigorito 2-11
 Buffalo: Lewis 4-50, Brammer 2-35, Butler 2-17.

TAMPA BAY 23, MIAMI 17

Tampa Bay, Nov. 29—In spite of a 3-0 record, the winless Tampa Bay Bucs dealt the unbeaten Miami Dolphins a 23-17 defeat in a nationally televised Monday night game in Tampa. David Woodley quarterbacked the first half sparked by a 72-yard drive that culminated in a 29-yard field goal by Uwe von Schamann that tied the score at 3-3. Woodley got Miami down to the Bucs' 36 late in the half but was intercepted by Mike Washington at the 21 setting up the go-ahead field goal by Bill Capece of Tampa. Coach Shula started QB Don Strock in the second half, who was ineffective until the Bucs had gone ahead 16-3 at the end of the third quarter. Strock was intercepted four times and fumbled the ball away once. In the fourth quarter, Neal Colzie of Tampa Bay hauled in a Strock pass on the Bucs 35 and returned it all the way to the Miami 15. With the Bucs leading 23-10 with less than nine minutes to play, Strock engineered an 80-yard drive which ended with a TD completion to tight end Joe Rose to narrow the gap to 23-17 with 0:34 showing on the clock. The Dolphins recovered an on-side kick and with 12 seconds to go before a Strock pass intended for wide receiver Duriel Harris was intercepted near the end zone to end the game.

Miami	0	3	0	14	—	17		Miami	Tampa Bay	
Tampa Bay	3	3	10	7	—	23		18	15	
Tampa Bay-FG Capece 28							First Downs	22-103	38-154	
Miami-FG von Schamann 29							Rushes - Yards	227	61	
Tampa Bay-FG Capece 27							Passing Yards	330	215	
Tampa Bay-Williams 3 run (Capece kick)							Total Yards	2-17	2-20	
Tampa Bay-FG Capece 36							Had QB Sacked	47-24-5	19-7-0	
Miami-Rose 7 pass from Strock (von Schamann kick)							Passes	3-36.3	6-44	
Tampa Bay-Wilder 2 run (Capece kick)							Punts	Fumbles/Lost	1-1	1-0
Miami-Rose 11 pass from Strock (von Schamann kick)							Penalties/Yards	4-22	4-30	
							A — 70,686 paid, 54,854 actual			

INDIVIDUAL LEADERS

RUSHING — Miami: Franklin 9-56, Woodley 3-22, Vigorito 5-17
 Tampa Bay: Owens 18-82, Wilder 10-36, Carver 8-32
 PASSING — Miami: Strock 34-17-4, 204 yards, 2 TDs, Woodley 13-7-1, 40 yds, no TD.
 Tampa Bay: Williams 19-7-0, 81 yards, no TD.
 RECEIVING — Miami: Vigorito 7-39, Rose 6-62, Cefalo 4-81
 Tampa Bay: Giles 2-35, Wilder 2-8.

MIAMI 22, MINNESOTA 14

Miami, Dec. 5—The Dolphins, featuring three interceptions, five sacks and a fumble recovery, beat the Vikings 22-14. The win, before 45,721 fans, improved the Dolphins record to 4-1 and left Minnesota Coach Bud Grant complaining about the aggressiveness of the Dolphin chucks during the game. Viking QB Tommy Kramer, sacked only eight times in Minnesota's previous four games, got buried five times by the on-rushing Dolphins for a total of 38 yards in losses. Kramer said, "There were times no one was open, and I just had to pull the ball down. That's typical of a Shula-coached football team. Bill Arnsparger runs their defense and does a very good job of it." Minnesota's passing game netted only 89 yards compared to an average of 212 passing yards per game this season. Two-year full back Andra Franklin finished the game with a career high of 28 carries of 129 yards. The Dolphins led 9-7 at the half behind a one-yard sneak in the first quarter by Woodley and a 34-yard field goal by Uwe von Schamann. The Dolphins added ten points in the fourth quarter on a nine-yard run by Andra Franklin and 24-yard field goal by Uwe von Schamann. Minnesota scored on a 18-yard run by Kramer in the second quarter and a 1-yard run by Tony Galbreath that was set up by a 35-yard return of an Eddie Hill fumble by Viking Cornerback John Turner.

Minnesota	0	7	0	7	—	14		Minn.	Miami
Miami	6	3	3	10	—	22		13	17
Miami-Woodley 1 run (von Schamann k blocked Blair)							First Downs	19-93	46-178
Minnesota-Kramer 18 run (Danmeier kick)							Rushes - Yards	89	123
Miami-FG von Schamann 34							Passing Yards	182	301
Miami-FG von Schamann 28							Total Yards	5-38	1-9
Miami-Franklin 9 run (von Schamann kick)							Had QB Sacked	28-16-3	21-13-0
Minnesota-Galbreath 1 run (Danmeier kick)							Passes	6-39.2	5-41.0
Miami-FG von Schamann 24							Punts	1-1	2-1
							Fumbles/Lost	2-8	5-51
							Penalties/Yards		
							A — 50,474 paid, 45,721 actual		

INDIVIDUAL LEADERS

RUSHING — Minnesota: Nelson 6-36, Galbreath 11-34, Kramer 1-18
 Miami: Franklin 28-129, Vigorito 7-22, Woodley 8-14, Hill 3-13
 PASSING — Minnesota: Kramer 28-16-3, 127 yards, no TD
 Miami: Woodley 20-13-0, 132 yards, no TD
 RECEIVING — Minnesota: Galbreath 5-24, Rashad 4-19, Sensor 3-21
 Miami: Moore 3-27, Cefalo 2-71, Hardy 2-10

NEW ENGLAND 3, MIAMI 0

New England, Dec. 12—In one of the more bizarre incidents of any NFL season, a work release parole cleared a space on the snow frozen New England Patriots field that helped enable the Patriots to win a 3-0 game.

The snow plow operator, Mark Henderson, responded to directions from Patriots' Coach Ron Meyer who waved him on the field with 4:45 minutes left in the game, to clear the field goal area. Only 25,716 fans braved the below-freezing weather to attend the game. Franklin who had played in comparable weather at the University of Nebraska, led all rushers 107 yards on 22 carries. However, the Patriots responded with Mark van Eeghen gaining 100 yards on 22 carries and Mosei Tatupu had 81 yards on 13 carries. New England's running attacked produced 199 yards including all 77 yards of the game-winning fourth quarter drive that set up the field goal by the Patriot kicker John Smith.

Miami	0	0	0	0	—	0		New Eng.	Miami	
New Eng.	0	0	0	3	—	3		16	13	
New England — FG Smith 33							First Downs	38-176	43-199	
							Rushes - Yards	59	13	
							Passing Yards	235	212	
							Total Yards	2-17	0-0	
							Had QB Sacked	18-9-2	5-2-1	
							Passes	5-32.2	4-38.8	
							Punts	Fumbles/Lost	1-0	2-0
							Penalties/Yards	1-5	1-5	
							A — 33,293 paid, 25,716 actual			

INDIVIDUAL LEADERS

RUSHING — Miami: Franklin 23-107, Nathan 10-29, Woodley 4-27
 New England: Van Eeghen 22-100, Tatupe 13-81, Collins 7-18
 PASSING — Miami: Woodley 18-9-2, 76 yards, no TD.
 New England: Grogan 5-2-1, 13 yards, no TD
 RECEIVING — Miami: Harris 2-33, Hardy 2-17, Nathan 2-14
 New England: Dawson 2-13.

MIAMI 20, NEW YORK JETS 19

Miami, Dec. 18—With 22 of the 1972 undefeated Miami Dolphin's looking on in the stands, Miami defeated the New York Jets for the second time this season on a 47-yard field goal by Uwe von Schamann to win the game 20-19. With 1:48 remaining in the game the Dolphins trailed the Jets 19-17 and were 83 yards from the end zone with just one time out remaining. Shula had pulled starting QB David Woodley. However Strook returned to hit six of the next seven passes including a 20-yard bullet to Duriel Harris to the Jets' 47. Uwe von Schamann kicked the winning FG in a game that was nationally televised. Earlier, the Jets' Pat Leahy had kicked a 49-yard FG to give the Jets a 19-17 lead with nine minutes remaining in the game. The Dolphins' offense was led by Duriel Harris, who caught four passes for 74 yards including a 36-yard TD. The Jets' Bobby Jackson dropped an almost sure interception with 32 seconds remaining on the clock.

NY Jets	6	10	0	3	—	19
Miami	10	7	0	3	—	20

NYJ-Walker 22 pass from Todd
 (Leaky k wide left)
 Miami-FG von Schamann 47
 Miami-Franklin 25 run
 (von Schamann kick)
 NYJ-Gaffney 45 pass from Todd
 (Leahy kick)
 Miami-Harris 36 pass from Woodley
 (von Schamann kick)
 NYJ-FG Leahy 40
 NYJ-FG Leahy 49
 Miami-FG von Schamann 47

	NYJ	Miami
First Downs	17	16
Rushes - Yards	30-108	27-120
Passing Yards	166	184
Total Yards	274	304
Had QB Sacked	3-29	3-18
Passes	32-18-2	33-19-2
Punts	5-36.8	4-37.8
Fumbles/Lost	0-0	1-1
Penalties/Yards	7-73	3-25

A— 66,056 paid, 61,307 actual

INDIVIDUAL LEADERS

RUSHING — NYJ: McNeil 21-89, Augustyniak 5-14
 Miami: Franklin 17-75, Woodley 5-29, Nathan 5-16
 PASSING — NYJ: Todd 29-16-2, 174 yards, 2 TDs.
 Miami: Woodley 25-12-2, 148 yards, 1 TD
 RECEIVING — NYJ: Walker 7-96, Augustyniak 3-22, S. Dierking 3-18
 Miami: Vigorito 6-53, Harris 4-74.

MIAMI 27, BUFFALO 10

Miami, Dec. 27—The incredible record of not having won in 16 years in the Orange Bowl continued here today as the Dolphins came back to score 20 points in the second half to defeat the Buffalo Bills 24-10. The win also gave Coach Don Shula his 200th-regular season coaching victory, a win accomplished in front of 73,924 fans.

The Dolphins, who trailed 10-7 at halftime after Joe Cribbs' 62-yard TD run and a 33-yard field goal by Efren Herrera, made a strong comeback in the second half. The Dolphins opened the scoring in the third quarter with an Uwe von Schamann 35-yard field goal to tie the game at 10-10; then scored on a two-yard TD run by Andra Franklin after a fumble recovery at the two; a 30-yard field goal by Uwe von Schamann following a Lyle Blackwood interception; and a six-yard TD run by Franklin following a Glenn Blackwood recovery at the six in the fourth quarter. The win gave the Dolphins (6-2) a leg up on preferred seeding for the eight-team AFC playoffs.

Buffalo	10	0	0	0	—	10
Miami	0	7	13	7	—	27

Buffalo-Cribbs 62 run (Herrera kick)
 Buffalo-FG Herrera 33
 Miami-Nathan 1 run (von Schamann kick)
 Miami-FG von Schamann 35
 Miami-Franklin 2 run (von Schamann kick)
 Miami-FG von Schamann 30
 Miami-Franklin 6 run (von Schamann kick)

	Buffalo	Miami
First Downs	17	17
Rushes - Yards	28-138	38-161
Passing Yards	163	81
Total Yards	301	242
Had QB Sacked	4-36	1-7
Passes	33-21-2	18-7-1
Punts	4-40.5	5-46.0
Fumbles/Lost	2-2	3-2
Penalties/Yards	12-97	7-60

A— 75,051 paid, 73,924 actual

INDIVIDUAL LEADERS

RUSHING — Buffalo: Cribbs 19-108, Leaks 6-21
 Miami: Franklin 21-62, Nathan 9-48, Woodley 3-17
 PASSING — Buffalo: Ferguson 33-21-2, 199 yards, no TD
 Miami: Woodley 18-7-1, 88 yards, no TD
 RECEIVING — Buffalo: Lewis 4-60, Cribbs 4-36, Piccone 4-32
 Miami: Cefalo 2-40, Moore 2-24, Nathan 2-15

MIAMI 34, BALTIMORE 7

Baltimore, Jan. 2—The Miami Dolphins, brushing aside the Baltimore Colts in an easy 34-7 win, were looking forward to playoff games in the Orange Bowl. The Dolphins finished the strike-shortened season tied with Cincinnati with the second best record in the AFC. Miami opened the game on a 11-yard pass from David Woodley to Nat Moore and a 34-yard field goal by Uwe von Schamann. The Colts had closed within three points on an 11-yard run by Zachary Dixon a third-year halfback from Temple. Then, Woodley hit Jimmy Cefalo for 34 yards and a TD just before the end of the half, and Miami led 17-7. In the opening series of the third quarter Franklin added a one-yard TD run, Uwe von Schamann kicked a 25-yard field goal after Lyle Blackwood intercepted and Woodley hit Hardy on a four-yard TD pass near the end of the third quarter to end the scoring. Woodley passed for 239 yards and three TDs. The defense sacked the Colts QB's Mike Pagel and Art Schlichter seven times.

Miami	10	7	17	0	—	34
Baltimore	0	7	0	0	—	7

Miami-Moore 11 pass from Woodley
 (von Schamann kick)
 Miami-FG von Schamann 34
 Baltimore-Dixon 11 run (Miller kick)
 Miami-Cefalo 34 pass from Woodley
 (von Schamann kick)
 Miami-Franklin 1 run (von Schamann kick)
 Miami-FG von Schamann 25
 Miami-Hardy 4 pass from Woodley
 (von Schamann kick)

	Miami	Baltimore
First Downs	22	21
Rushes - Yards	41-132	36-157
Passing Yards	239	116
Total Yards	371	273
Had QB Sacked	0-0	7-48
Passes	24-14-0	33-16-2
Punts	3-36.0	3-46.0
Fumbles/Lost	2-2	4-3
Penalties/Yards	2-10	3-30

A — 22,354 paid, 19,073 actual

INDIVIDUAL LEADERS

RUSHING — Miami: Franklin 19-46, Nathan 7-44, Bennett 9-15
 Baltimore: McMillan 15-67, Dickey 8-34, Franklin 6-31
 PASSING — Miami: Woodley 22-14-0, 239 yards, 3 TDs
 Baltimore: Pagel 23-11-1, 135 yards, no TD
 RECEIVING — Miami: Harris 4-83, Nathan 3-18, Cefalo 2-69, Vigorito 2-40
 Baltimore: Dixon 4-30, Dickey 3-50, Sherwin 3-29.



Ed Newman on the influence of offensive line coach John Sandusky:

"He's a firm hand for me. There's no complacency with the man. There's only one way to do things—his way, the right way . . . I used to be a little top-heavy. I was so strong and powerful coming off the ball . . . I would do things and say, 'How could you blame me for knocking a guy half a mile out of the stadium?' and he would tell me there's a better way. He was very, very firm with me. I'm really glad for it now. My consistency and my effectiveness have gone up. There are plenty enough plays where you can be Superman. He kind of moderated me."

1982 DOLPHIN RESULTS

PRE-SEASON (2-1-1)

Date	W-L	Opponent	Score	Paid Attendance
Aug. 14	W	WASHINGTON	24 7	46,681
Aug. 21	L	at Denver	14 17	74,465
Aug. 28	T	at Kansas City (OT)	17 17	42,403
Sept. 3	W	NY GIANTS (OT)	16 13	46,257

REGULAR SEASON (7-2)

Date	W-L	Opponent	Score	Actual Attendance
Sept. 12	W	at New York Jets	45 28	53,360
Sept. 19	W	BALTIMORE	24 20	51,999
Nov. 21	W	at Buffalo	9 7	52,945
Nov. 29	L	at Tampa Bay	17 23	54,854
Dec. 5	W	MINNESOTA	22 14	45,721
Dec. 12	L	at New England	0 3	25,716
Dec. 18	W	NEW YORK JETS	20 19	67,307
Dec. 27	W	BUFFALO	27 10	73,924
Jan. 2	W	at Baltimore	34 7	19,073

(Regular-Season Averages: Home 59,738, Road 43,390)

TEAM STATISTICS

	Dolphins	Opponents			
TOTAL FIRST DOWNS	165	147			
By Rushing	84	77			
By Passing	66	65			
By Penalty	15	5			
Third Down: Made/Att	52/124	46/118			
Third Down Efficiency	41.9	38.9			
Fourth Down: Made/Att	5/8	8/10			
Fourth Down Efficiency	62.5	80.0			
TOTAL NET YARDS	2658	2312			
Average Per Game	295.3	256.8			
Total Plays	582	548			
Average Per Play	4.6	4.2			
NET YARDS RUSHING	1344	1285			
Average Per Game	149.3	142.8			
Total Rushes	333	293			
NEW YARDS PASSING	1314	1027			
Average Per Game	146.0	114.1			
Tackled/Yards Lost	11/87	29/254			
Gross Yards Passing	1401	1281			
Attempts/Completions	238/129	226/119			
Pct. of Completions	54.2	52.7			
Had Intercepted	13	19			
PUNTS/AVERAGE	35/38.7	40/40.1			
NET PUNTING AVERAGE	34.2	33.3			
PUNT RETURNS/AVERAGE	22/8.8	14/5.5			
PENALTIES/YARDS	34/240	57/461			
FUMBLES/LOST	15/10	17/8			
TOUCHDOWNS	22	15			
By Rushing	11	7			
By Passing	8	7			
By Returns	3	1			
EXTRA POINTS/ATTEMPTS	21/22	14/15			
FIELD GOALS/ATTEMPTS	15/20	9/15			
TOTAL POINTS	198	131			
Score by Quarters:					
DOLPHINS	54	43	64	37	198
OPPONENTS	26	58	10	37	131

RUSHING

	Att.	Yds.	Avg.	LG	TD	High Game
Franklin	177	701	4.0	25	7	28-129
Nathan	66	233	3.5	15	1	14-56
Woodley	36	207	5.8	29	2	7-56
Vigorito	19	99	5.2	33	1	2-31
Hill	13	51	3.9	13	0	6-18
Diana	8	31	3.9	7	0	4-21
Bennett	9	15	1.7	5	0	9-15
Harris	1	13	13.0	13	0	1-13
Strock	3	-9	-3	0	0	1-0
TOTALS	333	1344	4.0	33	11	28-129
Opponents	284	1285	4.5	62	7	13-116

PASSING

	Att.	Comp.	Yds.	Pct.	TD	Int.	Pct. Int.	LG	Tackled
Woodley ...	179	98	1080	54.7	5	8	4.46	46	10/72
Strock	55	30	306	54.5	2	5	9.09	43	2/5
Nathan	2	1	15		1				
* TOTALS	238	129	1401	54.2	8	13	5.46	46	12/77
Opp.....	226	119	1281	52.7	7	19	8.41	53	29/243

*Hill and Jensen also had 1 pass attempt each.

RECEIVING

	No.	Yds.	Avg.	LG	TD	High Game
Vigorito	24	186	7.8	26	0	6-53
Harris	22	331	15.0	45	1	4-83
Cefalo	17	356	30.9	46	1	2-71
Rose	16	182	11.4	44	2	6-62
Nathan	16	114	7.1	16	0	5-68
Hardy	12	66	5.5	19	2	1-19
Moore	8	82	10.3	23	1	3-27
Hill	6	33	5.5	10	0	2-14
Franklin	3	9	3.0	6	0	1-6
Diana	2	21	10.5	13	0	2-21
Lee	2	6	3.0	5	0	1-5
Woodley	1	15	15.0	15t	1	1-15
TOTALS	129	1401	10.9	46	8	4-83
Opponents.....	119	1281	10.8	53	7	7-96

INTERCEPTIONS

	No.	Yds.	Avg.	LG	TD
McNeal	4	42	10.5	23	1
Walker	3	54	18.0	30	0
G. Blackwood	2	42	21.0	35t	1
L. Blackwood	2	41	20.5	21	0
Small	2	41	20.5	21	0
Kozlowski	1	36	36.0	36	0
Gordon	1	15	15.0	15	0
Brudzinski	1	5	5.0	5	0
Rhone	1	4	4.0	4	0
Bokamper	1	1	1.0	1	0
Duhe	1	0	0.0	0	0
TOTALS	19	281	14.8	36	2
Opponents	13	96	7.4	31	0

KICKOFF RETURNS

	No.	Yds.	Avg.	LG	TD
Walker	20	433	21.7	32	0
Heflin	2	49	24.5	31	0
Diana	1	15	15.0	15	0
Kozlowski	1	10	10.0	10	0
TOTAL	24	507	21.3	32	0
Opponents	33	704	21.3	66	0

PUNT RETURNS

	No.	FC	Yds.	Avg.	LG	TD
Vigorito	20	5	192	9.6	59t	1
G. Blackwood	2	0	2	1.0	2	0
Kozlowski	0	1	0	0.0	0	0
TOTAL	22	6	194	8.8	59t	1
Opponents	14	7	77	5.5	22	0

PUNTING

	No.	Yds.	Avg.	TB	In 20	LG	Blk.
Orosz	35	1353	38.7	4	11	61	0
TOTAL	35	1353	38.7	4	11	61	0
Opponents	40	1605	40.1	4	4	61	0

FIELD GOALS

	1-19	20-29	30-39	40-49	50+	Total
von Schamann	0/0	8/9	4/5	3/5	0-1	15/20
Opponents	0/1	2/3	3/6	3/4	1/1	9/15

von Schamann Sequence:

(25, 29, 42) (29) (56x, 21) (29) (35x, 34, 28, 24) (45 blk) (47, 49x, 23x, 47) (35, 30) (34, 25)

SCORING SUMMARY

	TDR	TDP	TDRt	PAT	FGs	Points
von Schamann				21/22	15/20	66
Franklin	7	0	0			42
Woodley	2	1	0			18
Hardy	0	2	0			12
Rose	0	2	0			12
Vigorito	1	0	1			12
G. Blackwood	0	0	1			6
Cefalo	0	1	0			6
Harris	0	1	0			6
McNeal	0	0	1			6
Moore	0	1	0			6
Nathan	1	0	0			6
TOTALS	11	8	3	21/22	15/20	198
Opponents	7	7	1	14/15	9/15	131



1982 RUSHING GAME-BY-GAME

(Asterisks Indicate TDs)

	Franklin	Nathan	Woodley	Vigorito	Hill	Diana	Bennett	Opponent Totals
at New York Jets	28-103	10-22	7-58	3-21	6-18	1-4		23-144
BALTIMORE	14-46	14-56	4-9	2-31				42-160
at Buffalo	17-77	10-17	1-29	2-8				34-132
at Tampa	9-56	1-1	3-22	5-17	3-7			38-154
MINNESOTA	28-129		8-14	7-22	3-13			19-93
at New England	23-107	10-29	4-27	1-13				43-199
NEW YORK JETS	17-75	5-16	5-29					30-108
BUFFALO BILLS	21-62	9-48	3-17			4-21		28-138
at Baltimore	19-46	7-44	1-2	1-6	1-13	3-6	9-15	36-157
TOTALS	177-701	66-233	36-207	19-99	13-51	8-31	9-15	293-1285

Miscellaneous—Harris 1-13 vs. Bills 12/27/82; Cowan 1-3 at NYJ 9/12/82; Don Strock 2 (-9) at Bills 11/21/82, 1-0 at Tampa 11/29/82.

1982 RECEIVING GAME-BY-GAME

(Asterisks Indicate TDs)

	Vigorito	Harris	Cefalo	Rose	Nathan	Hardy	Moore	Hill	Franklin	Diana	Lee	Woodley	Dolphins Opponents Totals
at New York Jets	2-19	2-13	2-25	1-11	3-16	1-4		1-3	1-6	1-1	*1-15		15-113
BALTIMORE	2-16	4-78	2-27	1-8	4-38	*1-4		2-9					18-233
at Buffalo	2-11	3-18	1-10	3-58		1-19	1-6			1-5			16-180
at Tampa	7-39	1-15	4-81	*6-62	1-7	1-5		2-14		2-21			12-127
MINNESOTA	2-3	1-8	2-71	1-6	2-14	2-10	3-27	1-7	1-0				24-244
at New England	1-5	2-33	1-4	1-4	2-14	2-17			1-3				13-132
NEW YORK JETS	6-53	*4-74	2-33	3-33	1-6	3-3							9-76
at Buffalo Bills	2-40	1-9	2-40	2-15	2-15		2-24						2-13
at Baltimore	24-186	22-331	17-356	16-182	16-114	12-66	8-82	6-33	3-9	2-21	2-6	1-15	129-1401
TOTALS													119-1288

1982 GAME-BY-GAME TEAM STATISTICS

	Dolphin First Downs	Opp. First Downs	Dolphin Off. Plays	Opp. Off. Plays	Dolphin Rushing Yds.	Opp. Rushing Yds.	Dolphin Net Yds. Passing	Opp. Net Yds. Passing	Dolphin Passes	Opp. Passes	Dolphin QB Sacked	Opp. QB Sacked	Dolphin Punting	Opp. Punting	Dolphin Fumbles/Lost	Opp. Fumbles/Lost	Dolphin Penalties/Yds.	Opp. Penalties/Yds.
REGULAR SEASON																		
W 45-28 at New York Jets	25	20	77	57	56-229	23-144	94	197	21-13-1	30-18-3	0-0	4-36	2-44.5	4-39.5	2-1	2-1	7-32	12-86
W 24-20 BALTIMORE	21	14	60	62	34-142	42-180	161	96	25-16-0	17-9-0	1-19	3-33	3-37.7	5-38.2	2-2	3-0	1-5	6-63
W 9-7 at Buffalo	13	18	62	64	32-122	34-132	127	126	29-12-2	29-12-6	1-0	1-14	5-37.4	3-39.3	1-0	2-1	4-30	9-64
L 17-23 at Tampa Bay	18	15	71	59	22-103	38-154	227	61	47-24-5	19-7-0	2-17	2-20	3-36.3	6-44.0	1-1	1-0	4-22	4-30
W 22-14 MINNESOTA	17	13	68	52	46-178	19-93	123	89	21-13-0	28-16-3	1-9	5-38	5-41.0	6-39.2	2-1	1-1	5-51	2-8
L 0-3 at New England	16	13	58	48	38-176	43-199	59	13	18-9-2	5-2-1	2-17	0-0	5-32.2	4-38.8	1-0	2-0	1-5	1-5
W 20-19 NEW YORK JETS	16	17	63	65	27-120	30-108	184	166	33-19-2	32-18-2	3-18	3-29	4-37.8	5-36.8	1-1	0-0	3-25	7-73
W 27-10 BUFFALO	17	17	57	65	38-161	28-138	81	163	18-7-1	33-21-2	1-7	4-36	5-46.0	4-40.5	3-2	2-2	7-60	12-97
W 34-7 at Baltimore	22	21	65	76	41-132	36-157	239	116	24-14-0	33-16-2	0-0	7-48	3-36.0	3-46.0	2-2	4-3	2-10	3-30
PLAYOFFS																		
W 28-13 NEW ENGLAND	27	14	66	52	45-214	18-77	284	180	19-16-0	30-16-2	2-12	4-29	1-51.0	5-43.6	3-3	1-1	2-15	4-27
W 34-13 SAN DIEGO	29	17	80	54	56-214	17-79	199	168	23-18-1	34-15-5	1-16	3-23	3-40.3	4-41.3	2-1	3-2	6-70	7-62
W 14-0 NEW YORK JETS	13	10	66	65	41-138	24-62	60	77	21-9-3	37-15-5	4-27	4-26	10-33.3	10-35.7	3-1	1-0	3-15	6-42
L 17-27 Washington	9	24	47	78	29-96	52-276	80	124	17-4-1	23-15-2	1-17	3-19	6-37.8	4-42.0	2-1	0-0	4-55	5-36



17-Year Summary

YEAR-BY-YEAR SCORES

				1966 (3-11)	
				Paid	Announce
9/2	L	14-23	OAKLAND	25,188	26,776
9/9	L	14-19	NEW YORK JETS	33,650	34,402
9/18	L	24-58	at Buffalo	37,176	37,546
10/2	L	10-44	at San Diego	26,451	26,444
10/9	L	10-21	at Oakland	28,863	30,787
10/16	W	24-7	DENVER	22,191	23,393
10/23	W	20-13	at Houston	21,999	23,173
11/6	L	0-29	BUFFALO	36,685	37,177
11/13	L	16-34	at Kansas City	33,733	34,063
11/20	L	13-20	at New York Jets	57,092	58,664
11/27	L	14-20	NEW ENGLAND	22,480	22,754
12/4	L	7-17	at Denver	32,116	32,592
12/11	L	18-19	KANSAS CITY	19,387	17,881
12/18	W	29-28	HOUSTON	19,274	20,045
				416,285	425,697
				1967 (4-10)	
				Paid	Announce
9/17	W	35-21	DENVER	29,072	29,381
9/24	L	0-24	KANSAS CITY	33,280	36,272
10/1	L	7-29	at New York Jets	59,433	61,240
10/8	L	0-41	at Kansas City	42,920	45,291
10/15	L	10-41	at New England	17,859	23,955
10/22	L	14-33	NEW YORK JETS	28,392	30,049
11/5	L	13-35	at Buffalo	30,950	31,622
11/12	L	0-24	at San Diego	32,395	34,761
11/19	L	17-31	at Oakland	33,753	37,295
11/26	W	17-14	BUFFALO	24,357	27,050
12/3	L	14-17	at Houston	21,865	20,979
12/10	W	41-24	SAN DIEGO	23,032	23,007
12/17	W	41-32	NEW ENGLAND	22,079	25,969
12/23	L	10-41	HOUSTON	29,628	31,121
				429,015	457,992
				1968 (5-8-1)	
				Paid	Announce
9/14	L	10-24	HOUSTON	38,097	40,067
9/21	L	21-47	OAKLAND	28,751	30,021
9/28	L	3-48	KANSAS CITY	27,732	28,501
10/6	W	24-7	at Houston	35,424	36,109
10/12	T	14-14	BUFFALO	28,653	28,559
10/20	W	24-22	at Cincinnati	25,076	25,936
10/27	L	14-21	at Denver	43,411	44,115
11/3	L	28-34	at San Diego	31,686	37,284
11/10	W	21-17	at Buffalo	28,399	28,759
11/17	L	21-38	CINCINNATI	30,304	31,747
11/24	W	34-10	at New England	13,646	18,305
12/1	L	17-35	at New York Jets	60,207	61,766
12/8	W	38-7	NEW ENGLAND	24,902	24,242
12/15	L	7-31	NEW YORK JETS	31,302	32,843
				447,590	468,271
				1969 (3-10-1)	
				Paid	Announce
9/14	L	21-27	at Cincinnati	24,487	25,335
9/20	L	17-20	at Oakland	48,477	50,277
9/28	L	10-22	at Houston	40,387	41,086
10/4	T	20-20	OAKLAND	32,668	35,614
10/11	L	14-21	SAN DIEGO	33,073	34,585
10/19	L	10-17	at Kansas City	47,038	49,809
10/26	W	24-6	BUFFALO	39,194	39,837
11/2	L	31-34	at New York Jets	60,793	61,761
11/9	W	17-16	at New England	10,665	8,374
11/16	L	3-28	at Buffalo	32,344	32,868
11/23	L	7-32	HOUSTON	27,114	27,218
11/30	L	23-38	New England	27,179	32,121
				(at Tampa)	
12/7	W	27-24	DENVER	24,972	25,332
12/14	L	9-27	NEW YORK JETS	42,148	48,108
				490,539	512,335

1970 (10-4)

				Paid	Announce
9/20	L	14-27	at New England	27,265	32,607
9/27	W	20-10	at Houston	38,779	39,840
10/3	W	20-13	OAKLAND	54,412	57,140
10/10	W	20-6	at New York Jets	61,801	62,712
10/18	W	33-14	at Buffalo	40,820	41,312
10/25	L	0-28	CLEVELAND	70,872	75,313
11/1	L	0-35	at Baltimore	59,305	60,240
11/8	L	17-24	at Philadelphia	53,149	58,171
11/15	W	21-10	NEW ORLEANS	41,557	42,866
11/22	W	34-17	BALTIMORE	63,362	67,699
11/30	W	20-7	at Atlanta	53,303	54,036
12/6	W	37-20	NEW ENGLAND	46,370	51,034
12/13	W	16-10	NEW YORK JETS	71,892	75,099
12/20	W	45-7	BUFFALO	64,957	70,990
				747,844	789,059

American Conference Playoff

12/27	L	14-21	at Oakland	52,594	54,401
-------	---	-------	------------	--------	--------

1971 (10-3-1)

				Paid	Announce
9/19	T	10-10	at Denver	50,499	51,228
9/26	W	29-14	at Buffalo	44,626	45,139
10/3	L	10-14	NEW YORK JETS	67,161	66,025
10/10	W	23-13	at Cincinnati	59,090	60,099
10/17	W	41-3	NEW ENGLAND	56,222	54,566
10/24	W	30-14	at New York Jets	61,170	62,130
10/31	W	20-14	at Los Angeles	68,386	72,903
11/7	W	34-0	BUFFALO	57,748	52,404
11/14	W	24-21	PITTSBURGH	63,178	61,167
11/21	W	17-14	BALTIMORE	73,063	72,043
11/29	W	34-3	CHICAGO	73,071	75,061
12/5	L	13-34	at New England	60,110	61,457
12/11	L	3-14	at Baltimore	59,293	60,238
12/19	W	27-6	GREEN BAY	74,215	73,122
				867,832	867,582

American Conference Playoff

12/25	W	27-24	at Kansas City (2 ot)	50,374	45,822
-------	---	-------	-----------------------	--------	--------

American Conference Championship

1/2	W	21-0	BALTIMORE	78,629	78,939
-----	---	------	-----------	--------	--------

Super Bowl VI at New Orleans

1/16	L	3-24	DALLAS	81,023	80,591
------	---	------	--------	--------	--------

1972 (14-0)

				Paid	Announce
9/17	W	20-10	at Kansas City	78,736	79,829
9/24	W	34-13	HOUSTON	75,069	71,285
10/1	W	16-14	at Minnesota	45,766	47,900
10/8	W	27-17	at New York Jets	61,720	63,841
10/15	W	24-10	SAN DIEGO	78,212	77,596
10/22	W	24-23	BUFFALO	78,175	75,185
10/29	W	23-0	at Baltimore	59,303	60,000
11/5	W	30-16	at Buffalo	45,659	46,206
11/12	W	52-0	NEW ENGLAND	78,148	75,528
11/19	W	28-24	NEW YORK JETS	78,166	78,914
11/27	W	31-10	ST. LOUIS	78,190	76,801
12/3	W	37-21	at New England	60,144	60,999
12/10	W	23-13	at New York Giants	62,728	62,728
12/16	W	16-0	BALTIMORE	78,202	76,696
				958,218	953,508

American Conference Playoff

12/24	W	20-14	CLEVELAND	78,916	78,196
-------	---	-------	-----------	--------	--------

American Conference Championship

12/31	W	21-17	at Pittsburgh	50,845	50,350
-------	---	-------	---------------	--------	--------

Super Bowl VII at Los Angeles

1/14	W	14-7	Washington	90,182	85,462
------	---	------	------------	--------	--------

● local TV blackout lifted

1973 (12-2)

				Paid	Announce
9/16	W	21-13	● SAN FRANCISCO	78,768	68,275
9/23	L	7-12	at Oakland	74,044	74,121
9/30	W	44-23	● NEW ENGLAND	78,830	62,508
10/7	W	31-3	● NEW YORK JETS	78,821	63,850
10/15	W	17-9	● at Cleveland	78,424	72,070
10/21	W	27-6	● BUFFALO	78,738	65,241
10/28	W	30-14	● at New England	60,268	57,617
11/4	W	24-14	● at New York Jets	61,462	57,591
11/11	W	44-0	● BALTIMORE	78,584	60,332
11/18	W	17-0	● at Buffalo	79,401	77,138
11/22	W	14-7	● at Dallas	62,967	58,089
12/3	W	30-26	● PITTSBURGH	78,922	68,901
12/9	L	3-16	at Baltimore	57,834	41,005
12/15	W	34-7	● DETROIT	78,337	53,375
				1,025,400	822,496

American Conference Playoff

12/23	W	34-16	CINCINNATI	78,928	75,770
-------	---	-------	------------	--------	--------

American Conference Championship

12/30	W	27-10	● OAKLAND	79,325	75,105
-------	---	-------	-----------	--------	--------

Super Bowl VIII at Houston

1/13	W	24-7	Minnesota	71,882	68,142
------	---	------	-----------	--------	--------

1974 (11-3)

				Paid	Announce
9/15	L	24-34	at New England	54,193	55,006
9/22	W	24-16	● at Buffalo	79,463	78,990
9/29	W	28-21	● at San Diego	44,183	44,706
10/7	W	21-17	● NEW YORK JETS	78,219	61,527
10/13	L	17-20	● at Washington	52,379	54,395
10/20	W	9-3	KANSAS CITY	75,358	67,779
10/27	W	17-7	BALTIMORE	72,849	65,868
11/3	W	42-7	ATLANTA	74,935	64,399
11/10	W	21-0	at New Orleans	73,458	74,289
11/17	W	35-28	● BUFFALO	78,771	69,313
11/24	L	14-17	● at New York Jets	60,481	57,162
12/2	W	24-3	CINCINNATI	78,675	71,962
12/8	W	17-16	at Baltimore	40,911	34,420
12/15	W	34-27	● NEW ENGLAND	78,611	56,920
				942,486	856,736

American Conference Playoff

12/21	L	26-28	at Oakland	53,023	52,817
-------	---	-------	------------	--------	--------

1975 (10-4)

				Paid	Announce
9/22	L	21-31	OAKLAND	78,805	78,744
9/28	W	22-14	● at New England	59,869	59,967
10/5	W	31-7	● at Green Bay	55,270	55,393
10/12	W	24-16	PHILADELPHIA	62,925	60,127
10/19	W	43-0	● at New York Jets	80,471	47,191
10/26	W	35-30	● at Buffalo	79,429	79,080
11/2	W	46-13	at Chicago	56,577	51,298
11/9	W	27-7	NEW YORK JETS	75,631	72,896
11/16	L	19-20	● at Houston	50,494	48,892
11/23	L	17-33	BALTIMORE	67,029	61,986
12/1	W	20-7	NEW ENGLAND	68,480	61,963
12/7	W	31-21	BUFFALO	78,701	74,573
12/14	L	7-10	● at Baltimore (ot)	59,808	59,398
12/20	W	14-13	DENVER	58,187	43,064
				909,676	854,575

1976 (8-8)

				Paid	Announce
9/13	W	30-21	at Buffalo	77,800	77,683
9/19	L	14-30	at New England	41,184	41,879
9/26	W	16-0	NEW YORK JETS	53,600	49,754
10/3	L	28-31	LOS ANGELES	65,314	60,753
10/10	L	14-28	● at Baltimore	59,295	58,832
10/17	L	17-20	KANSAS CITY (ot)	50,471	43,325
10/24	W	23-20	at Tampa Bay	63,016	59,155
10/31	W	10-3	NEW ENGLAND	57,884	52,863
11/7	W	27-7	at New York Jets	58,882	53,344
11/14	L	3-14	● at Pittsburgh	49,813	48,945
11/22	L	16-17	BALTIMORE	68,372	62,104
11/28	L	13-17	at Cleveland	76,562	74,715
12/5	W	45-27	BUFFALO	51,423	43,475
12/11	L	7-29	MINNESOTA	52,945	46,543
				826,661	773,370

● local TV blackout lifted

1977 (10-4)				Paid	Announce
9/18	W	13-0	at Buffalo	78,048	76,097
9/25	W	19-15	at San Francisco	45,560	40,503
10/2	W	27-7	HOUSTON	50,764	49,619
10/9	L	28-45	at Baltimore	56,829	57,005
10/16	W	21-17	NEW YORK JETS	45,048	43,446
10/23	W	31-13	SEATTLE	38,967	29,858
10/30	L	13-14	SAN DIEGO	47,525	40,670
11/6	W	14-10	at New York Jets	53,698	51,582
11/13	W	17-5	NEW ENGLAND	66,743	67,502
11/20	L	17-23	● at Cincinnati	58,710	46,733
11/24	W	55-14	● at St. Louis	50,855	50,269
12/5	W	17-6	● BALTIMORE	74,216	68,977
12/11	L	10-14	● at New England	60,329	61,064
12/17	W	31-14	BUFFALO	45,855	39,626
				773,147	722,951

1978 (11-5)				Paid	Announce
9/3	L	20-33	at New York Jets	53,941	49,598
9/10	W	42-0	at Baltimore	47,658	46,426
9/17	W	31-24	BUFFALO	51,362	48,373
9/24	L	3-17	● at Philadelphia	64,328	62,998
10/1	W	24-10	ST. LOUIS	47,650	43,882
10/9	W	21-0	CINCINNATI	57,481	54,729
10/15	W	28-21	at San Diego	51,426	50,637
10/22	L	24-33	● at New England	60,314	60,424
10/29	W	26-8	BALTIMORE	55,783	53,524
11/5	W	23-16	● DALLAS	74,058	70,414
11/12	W	25-24	at Buffalo	50,110	48,623
11/20	L	30-35	● at Houston	51,189	50,290
11/26	L	13-24	NEW YORK JETS	53,900	49,255
12/ 3	W	16-0	● at Washington	54,239	52,860
12/10	W	23-6	OAKLAND	73,889	73,003
12/18	W	23-3	NEW ENGLAND	73,945	72,071
				921,273	887,107

AFC Wild-Card Playoff				Paid	Announce
12/24	L	9-17	HOUSTON	72,445	70,036

1979 (10-6)				Paid	Announce
9/2	W	9-7	at Buffalo	70,841	69,441
9/9	W	19-10	SEATTLE	60,045	56,233
9/16	W	27-12	● at Minnesota	47,748	44,187
9/23	W	31-16	CHICAGO	66,598	66,011
9/30	L	27-33	at New York Jets	59,595	51,496
10/8	L	3-13	● at Oakland	53,419	52,419
10/14	W	17-7	BUFFALO	54,062	45,597
10/21	L	13-28	● at New England	60,372	61,096
10/28	W	27-7	GREEN BAY	54,343	47,741
11/5	L	6-9	HOUSTON	73,900	70,273
11/11	W	19-0	BALTIMORE	56,884	50,193
11/18	L	24-30	at Cleveland (ot)	79,819	80,374
11/25	W	28-24	at Baltimore	44,989	38,016
11/29	W	39-24	● NEW ENGLAND	73,628	69,174
12/9	W	28-10	at Detroit	79,073	78,087
12/15	L	24-27	NEW YORK JETS	58,620	49,915
				993,936	930,253

American Conference Playoff				Paid	Announce
12/30	L	14-34	● at Pittsburgh	50,320	50,214

1980 (8-8)				Paid	Announce
9/7	L	7-17	at Buffalo	79,312	79,598
9/14	W	17-16	CINCINNATI	45,480	38,322
9/21	W	20-17	● at Atlanta	58,558	55,479
9/28	W	21-16	NEW ORLEANS	46,599	40,946
10/5	L	17-30	BALTIMORE	53,838	50,631
10/12	L	0-34	● at New England	60,392	60,377
10/19	W	17-14	BUFFALO	49,499	41,636
10/27	L	14-17	at New York Jets	59,677	53,046
11/2	L	10-16	at Oakland	47,274	46,378
11/9	W	35-14	● at Los Angeles	67,751	62,198
11/16	W	17-13	SAN FRANCISCO	50,219	45,135
11/20	L	24-27	SAN DIEGO (ot)	66,009	63,013
11/30	L	10-23	● at Pittsburgh	54,082	51,384
12/8	W	16-13	NEW ENGLAND (ot)	62,649	63,292
12/14	W	24-14	at Baltimore	36,136	30,564
12/20	L	17-24	NEW YORK JETS	47,920	41,854
				885,395	823,853

● local TV blackout lifted

1981 (11-4-1)				Paid	Announce
9/6	W	20-7	at St. Louis	50,923	50,351
9/10	W	30-10	PITTSBURGH	73,876	74,190
9/20	W	16-10	● at Houston	51,344	47,379
9/27	W	31-28	at Baltimore	41,630	39,273
10/4	T	28-28	NEW YORK JETS (ot)	68,356	68,723
10/12	L	21-31	● at Buffalo	79,275	78,576
10/18	W	13-10	WASHINGTON	51,710	47,367
10/25	L	27-28	● at Dallas	63,695	64,221
11/1	W	27-10	BALTIMORE	50,473	46,061
11/8	W	30-27	● at New England (ot)	60,334	60,436
11/15	L	17-33	OAKLAND	66,359	61,777
11/22	L	15-16	● at New York Jets	59,655	59,962
11/30	W	13-10	● PHILADELPHIA	73,916	67,797
12/6	W	24-14	NEW ENGLAND	54,326	50,421
12/13	W	17-7	at Kansas City	57,477	57,407
12/19	W	16-6	BUFFALO	73,629	72,956
				976,978	949,254

AMERICAN CONFERENCE PLAYOFF				Paid	Announce
1/2	L	38-41	● SAN DIEGO (ot)	74,233	73,735

● local TV blackout lifted

1982 (7-2)				Paid	Announce
9/12	W	45-28	at New York Jets	54,236	53,360
9/19	W	24-20	BALTIMORE	53,823	51,999
11/21	W	9-7	at Buffalo	54,475	52,945
11/29	L	17-23	at Tampa Bay	70,686	54,854
12/5	W	22-14	MINNESOTA	50,474	45,721
12/12	L	0-3	at New England	33,293	25,717
12/18	W	20-19	NEW YORK JETS	66,056	67,307
12/27	W	27-10	BUFFALO	73,742	73,924
1/2	W	34-7	at Baltimore	22,354	19,073
				479,139	444,899

AMERICAN CONFERENCE PLAYOFF (first round)				Paid	Announce
1/8	W	28-13	New England	70,881	68,842

AMERICAN CONFERENCE PLAYOFF (second round)				Paid	Announce
1/16	W	34-13	● San Diego	73,772	71,383

AMERICAN CONFERENCE CHAMPIONSHIP				Paid	Announce
1/23	W	14-0	● New York Jets	74,918	67,396

SUPER BOWL XVII AT PASADENA				Paid	Announce
1/30	L	17-27	Washington		103,667

ALL-TIME DOLPHIN WON-LOSS RECORDS

Opponent	W	L	T	Pct.	Pts.	Opp.	Last Met
Atlanta	3	0	0	1.000	82	31	1980
Baltimore	18	9	0	.667	566	399	1982
Buffalo	27	6	1	.806	778	585	1982
Chicago	3	0	0	1.000	111	32	1979
Cincinnati	6	3	0	.667	202	158	1980
Cleveland	2	3	0	.400	74	98	1979
Dallas	2	2	0	.500	67	75	1981
Denver	4	2	1	.642	131	113	1975
Detroit	2	0	0	1.000	62	17	1979
Green Bay	3	0	0	1.000	85	20	1979
Houston	7	9	0	.438	285	305	1981
Kansas City	4	7	0	.364	137	247	1981
LA Raiders	3	12	1	.219	267	345	1981
LA Rams	2	1	0	.667	84	59	1980
Minnesota	4	1	0	.800	96	76	1982
New England	21	12	0	.636	793	632	1982
New Orleans	3	0	0	1.000	63	26	1982
New York Giants	1	0	0	1.000	23	13	1972
New York Jets	17	17	1	.493	718	664	1982
Philadelphia	2	2	0	.500	57	67	1981
Pittsburgh	4	3	0	.571	132	145	1981
St. Louis	4	0	0	1.000	130	41	1981
San Diego	5	7	0	.417	282	294	1982
San Francisco	3	0	0	1.000	57	41	1980
Seattle	2	0	0	1.000	50	23	1979
Tampa Bay	1	1	0	.500	40	43	1982
Washington	3	2	0	.600	77	64	1982
TOTALS	156	99	4	.610	5,448	4,613	

(Includes postseason games)

OPPONENTS BY SERIES

MIAMI 3, ATLANTA 0

1970 —Miami 20, at Atlanta 7
1974 —at Miami 42, Atlanta 7
1980 —Miami 20, at Atlanta 17

MIAMI 18, BALTIMORE 9

1970 —at Baltimore 35, Miami 0
at Miami 34, Baltimore 17
1971 —at Miami 17, Baltimore 14
at Baltimore 14, Miami 3
**at Miami 21, Baltimore 0
1972 —Miami 23, at Baltimore 0
at Miami 16, Baltimore 0
1973 —at Miami 44, Baltimore 0
at Baltimore 16, Miami 3
1974 —at Miami 17, Baltimore 7
Miami 17, at Baltimore 16
1975 —Baltimore 33, at Miami 17
at Baltimore 10, Miami 7 (ot)
1976 —at Baltimore 28, Miami 14
Baltimore 17, at Miami 16
1977 —at Baltimore 45, Miami 28
at Miami 17, Baltimore 6
1978 —Miami 42, at Baltimore 0
at Miami 26, Baltimore 8
1979 —at Miami 19, Baltimore 0
Miami 28, at Baltimore 24
1980 —Baltimore 30, at Miami 17
Miami 24, at Baltimore 14
1981 —Miami 31, at Baltimore 28
at Miami 27, Baltimore 10
1982 —at Miami 24, Baltimore 20
Miami 34, at Baltimore 7

MIAMI 27, BUFFALO 5 (1 tie)

1966 —at Buffalo 58, Miami 24
Buffalo 29, at Miami 0
1967 —at Buffalo 35, Miami 13
at Miami 17, Buffalo 14
1968 —at Miami 14, Buffalo 14 (tie)
Miami 21, at Buffalo 17
1969 —at Miami 24, Buffalo 6
at Buffalo 28, Miami 3
1970 —Miami 33, at Buffalo 14
at Miami 45, Buffalo 7
1971 —Miami 29, at Buffalo 14
at Miami 34, Buffalo 0
1972 —at Miami 24, Buffalo 23
Miami 30, at Buffalo 16
1973 —at Miami 27, Buffalo 6
Miami 17, at Buffalo 0
1974 —Miami 24, at Buffalo 16
at Miami 35, Buffalo 28
1975 —Miami 35, at Buffalo 30
at Miami 31, Buffalo 21
1976 —Miami 30, at Buffalo 21
at Miami 45, Buffalo 27
1977 —Miami 13, at Buffalo 0
at Miami 31, Buffalo 14
1978 —at Miami 31, Buffalo 24
Miami 25, at Buffalo 24
1979 —Miami 9, at Buffalo 7
at Miami 17, Buffalo 7
1980 —at Buffalo 17, Miami 7
at Miami 17, Buffalo 14
1981 —at Buffalo 31, Miami 21
at Miami 16, Buffalo 6
1982 —Miami 9, at Buffalo 6
at Miami 20, Buffalo 10

MIAMI 3, CHICAGO 0

1971 —at Miami 34, Chicago 3
1975 —Miami 46, at Chicago 13
1979 —at Miami 31, Chicago 16

MIAMI 6, CINCINNATI 3

1968 —Miami 24, at Cincinnati 22
Cincinnati 38, at Miami 21
1969 —at Cincinnati 27, Miami 21
1971 —Miami 23, at Cincinnati 13
1973 —*at Miami 34, Cincinnati 16
1974 —at Miami 24, Cincinnati 3
1977 —at Cincinnati 23, Miami 17
1978 —at Miami 21, Cincinnati 0
1980 —at Miami 17, Cincinnati 16

CLEVELAND 3, MIAMI 2

1970 —Cleveland 28, at Miami 0
1972 —*at Miami 20, Cleveland 14
1973 —Miami 17, at Cleveland 9
1976 —at Cleveland 17, Miami 13
1979 —at Cleveland 30, Miami 24 (ot)

MIAMI 2, DALLAS 2

1971 —***Dallas 24, Miami 3
1973 —Miami 14, at Dallas 7
1978 —at Miami 23, Dallas 16
1981 —at Dallas 28, Miami 27

MIAMI 4, DENVER 2 (1 tie)

1966 —at Miami 24, Denver 7
at Denver 17, Miami 7
1967 —at Miami 35, Denver 21
1968 —at Denver 21, Miami 14
1969 —at Miami 27, Denver 24
1971 —Miami 10, at Denver 10 (tie)
1975 —at Miami 14, Denver 13

MIAMI 2, DETROIT 0

1973 —at Miami 34, Detroit 7
1979 —Miami 28, at Detroit 10

MIAMI 3, GREEN BAY 0

1971 —at Miami 27, Green Bay 6
1975 —Miami 31, at Green Bay 7
1979 —at Miami 27, Green Bay 7

HOUSTON 9, MIAMI 7

1966 —Miami 20, at Houston 13
at Miami 29, Houston 28
1967 —at Houston 17, Miami 14
Houston 41, at Miami 10
1968 —Houston 24, at Miami 10
Miami 24, at Houston 7
1969 —at Houston 22, Miami 10
Houston 32, at Miami 7
1970 —Miami 20, at Houston 10
1972 —at Miami 34, Houston 13
1975 —at Houston 20, Miami 19
1977 —at Miami 27, Houston 7
1978 —at Houston 35, Miami 30
*Houston 17, at Miami 9
1979 —Houston 9, at Miami 6
1981 —Miami 16, at Houston 10

KANSAS CITY 7, MIAMI 4

1966 —at Kansas City 34, Miami 16
Kansas City 19, at Miami 18
1967 —Kansas City 24, at Miami 0
at Kansas City 41, Miami 0
1968 —Kansas City 48, at Miami 3
1969 —at Kansas City 17, Miami 10
1971 —*Miami 27, at Kansas City 24
(double overtime)
1972 —Miami 20, at Kansas City 10
1974 —at Miami 9, Kansas City 3
1976 —Kansas City 20, at Miami 17
1981 —Miami 17, at Kansas City 7

L.A. RAIDERS 12, MIAMI 3

(1 tie) (formerly Oakland)

1966 —Oakland 23, at Miami 14
at Oakland 21, Miami 10
1967 —at Oakland 31, Miami 17
1968 —Oakland 47, at Miami 21
1969 —at Oakland 20, Miami 17
at Miami 20, Oakland 20 (tie)
1970 —at Miami 20, Oakland 13
*at Oakland 21, Miami 14
1973 —at Oakland 12, Miami 7
**at Miami 27, Oakland 10
1974 —*at Oakland 28, Miami 26
1975 —Oakland 31, at Miami 21
1978 —at Miami 23, Oakland 6
1979 —at Oakland 13, Miami 3
1980 —at Oakland 16, Miami 10
1981 —Oakland 33, at Miami 17

MIAMI 2, L.A. RAMS 1

1971 —Miami 20, at Los Angeles 14
1976 —Los Angeles 31, at Miami 28
1980 —Miami 35, at Los Angeles 14

MIAMI 4, MINNESOTA 1

1972 —Miami 16, at Minnesota 14
1973 —***Miami 24, Minnesota 7
1976 —Minnesota 29, at Miami 7
1979 —Miami 27, at Minnesota 12
1982 —at Miami 22, Minnesota 14

MIAMI 21, NEW ENGLAND 12

1966 —New England 20, at Miami 14
1967 —at New England 41, Miami 10
at Miami 41, New England 32
1968 —Miami 34, at New England 10
at Miami 38, New England 7
1969 —Miami 17, at New England 16
New England 38, Miami 23
(Tampa)
1970 —at New England 27, Miami 14
at Miami 37, New England 20
1971 —at Miami 41, New England 3
at New England 34, Miami 13
1972 —at Miami 42, New England 0
Miami 37, at New England 21
1973 —at Miami 44, New England 23
Miami 30, at New England 14
1974 —at New England 34, Miami 24
at Miami 34, New England 27
1975 —Miami 22, at New England 14
at Miami 20, New England 7
1976 —at New England 30, Miami 14
at Miami 10, New England 3
1977 —at Miami 17, New England 5
at New England 14, Miami 10
1978 —at New England 33, Miami 24
at Miami 23, New England 3
1979 —at New England 28, Miami 13
at Miami 39, New England 24
1980 —at New England 34, Miami 0
at Miami 16, New England 13 (ot)
1981 —Miami 30, at New England 27 (ot)
at Miami 24, New England 14
1982 —at New England 3, Miami 0
*at Miami 28, New England 13

MIAMI 3, NEW ORLEANS 0

1970 —at Miami 21, New Orleans 10
1974 —Miami 21, at New Orleans 0
1980 —at Miami 21, New Orleans 16

MIAMI 1, NY GIANTS 0

1972 —Miami 23, at NY Giants 13

NY JETS 17, MIAMI 17 (1 tie)

1966 —NY Jets 19, at Miami 14
at NY Jets 30, Miami 13
1967 —at NY Jets 29, Miami 7
NY Jets 33, at Miami 14



1968 —at NY Jets 35, Miami 17
NY Jets 31, at Miami 7
1969 —at NY Jets 34, Miami 31
NY Jets 27, at Miami 9
1970 —Miami 20, at NY Jets 6
at Miami 16, NY Jets 0
1971 —NY Jets 14, at Miami 10
Miami 30, at NY Jets 14
1972 —Miami 27, at NY Jets 17
at Miami 28, NY Jets 24
1973 —at Miami 31, NY Jets 3
Miami 24, at NY Jets 14
1974 —at Miami 21, NY Jets 17
at NY Jets 17, Miami 14
1975 —Miami 43, at NY Jets 0
at Miami 27, NY Jets 0
1976 —at Miami 16, NY Jets 7
Miami 27, at NY Jets 7
1977 —at Miami 21, NY Jets 17
Miami 14, at NY Jets 10
1978 —at NY Jets 33, Miami 20
NY Jets 24, at Miami 13
1979 —at NY Jets 33, Miami 27
NY Jets 27, at Miami 24
1980 —at NY Jets 17, Miami 14
NY Jets 24, at Miami 17
1981 —at Miami 28, NY Jets 28 (tie)
at NY Jets 16, Miami 15
1982 —Miami 45 at NY Jets 28
at Miami 20, NY Jets 19
at Miami 14, NY Jets 0

MIAMI 2, PHILADELPHIA 2

1970 —at Philadelphia 24, Miami 17
1975 —at Miami 24, Philadelphia 16
1978 —at Philadelphia 17, Miami 3
1981 —at Miami 13, Philadelphia 10

MIAMI 4, PITTSBURGH 3

1971 —at Miami 24, Pittsburgh 21
1972 —**Miami 21, at Pittsburgh 17
1973 —at Miami 30, Pittsburgh 26

*AFC Playoff

**AFC Championship

***Super Bowl

1976 —at Pittsburgh 14, Miami 3
 1979 —*at Pittsburgh 34, Miami 14
 1980 —at Pittsburgh 23, Miami 10
 1981 —at Miami 30, Pittsburgh 10

MIAMI 4, ST. LOUIS 0

1972 —at Miami 31, St. Louis 10
 1977 —Miami 55, at St. Louis 14
 1978 —at Miami 24, St. Louis 10
 1981 —Miami 20, at St. Louis 7

SAN DIEGO 7, MIAMI 5

1966 —at San Diego 44, Miami 10
 1967 —at San Diego 24, Miami 0
 at Miami 41, San Diego 24
 1968 —at San Diego 34, Miami 28
 1969 —San Diego 21, at Miami 14
 1972 —at Miami 24, San Diego 10
 1974 —Miami 28, at San Diego 21
 1977 —San Diego 14, at Miami 13
 1978 —Miami 28, at San Diego 21

1980 —San Diego 27, at Miami 24 (ot)
 1981 —*San Diego 41, at Miami 38 (ot)
 1982 —**at Miami 34, San Diego 13

MIAMI 3, SAN FRANCISCO 0

1973 —at Miami 21, San Francisco 13
 1977 —Miami 19, at San Francisco 15
 1980 —at Miami 17, San Francisco 13

MIAMI 2, SEATTLE 0

1977 —at Miami 31, Seattle 13
 1979 —at Miami 19, Seattle 10

MIAMI 1, TAMPA BAY 1

1976 —Miami 23, at Tampa Bay 20
 1982 —at Tampa Bay 23, Miami 17

MIAMI 3, WASHINGTON 2

1972 —***Miami 14, Washington 7
 1974 —at Washington 20, Miami 17
 1978 —Miami 16, at Washington 0
 1981 —at Miami 13, Washington 10
 1982 —***Washington 27, Miami 17

DOLPHINS 25-0 VS. 9 CLUBS

The Miami Dolphins have built a perfect 25-0 record against 9 clubs in the National Football League through the 1982 season.

Those teams which have never beaten Miami are Atlanta (0-3), Chicago (0-3), Detroit (0-2), Green Bay (0-3), New Orleans (0-3), New York Giants (0-1), St. Louis (0-4), San Francisco (0-3), and Seattle (0-2).

Miami set an NFL record with 20 consecutive victories over Buffalo from 1970 through 1979. Entering 1983, the Dolphins have beaten New England 15 straight times at the Orange Bowl and Buffalo 14 straight times at home.

ALL-TIME TOP 25 CROWDS

Rank	Actual	Date	Opponent	Result
1	103,667	1/30/83	*Washington (at Pasadena)	L 17-27
2	85,462	1/14/73	*Washington (at L.A.)	W 14-7
3	80,591	1/16/72	*Dallas (at New Orleans)	L 3-24
4	80,374	11/18/79	at Cleveland	L 24-30
5	79,829	9/17/72	at Kansas City	W 20-10
6	79,598	9/7/80	at Buffalo	L 7-17
7	79,080	10/26/75	at Buffalo	W 35-30
8	78,990	9/22/74	at Buffalo	W 24-16
9	78,939 (1)	1/2/72	BALTIMORE	W 21-0
10	78,914 (2)	11/19/72	NEW YORK JETS	W 28-24
11	78,744 (3)	9/22/75	OAKLAND	L 21-31
12	78,576	10/12/81	at Buffalo	L 21-31
13	78,196 (4)	12/24/72	CLEVELAND	W 20-14
14	78,087	12/9/79	at Detroit	W 28-10
15	77,683	9/13/76	at Buffalo	W 30-21
16	77,596 (5)	10/15/72	SAN DIEGO	W 24-10
17	77,138	11/18/73	at Buffalo	W 17-0
18	76,801 (6)	11/27/72	ST. LOUIS	W 31-10
19	76,696 (7)	12/16/72	BALTIMORE	W 16-0
20	76,097	9/18/77	at Buffalo	W 13-0
21	75,770 (8)	12/23/73	CINCINNATI	W 34-16
22	75,528 (9)	11/12/72	NEW ENGLAND	W 52-0
23	73,313 (10)	10/25/70	CLEVELAND	L 0-28
24	75,185 (11)	10/22/72	BUFFALO	W 24-23
25	75,105 (12)	12/30/73	OAKLAND	W 27-10

(Numbers in parentheses indicate ranking of home crowds)
 *Super Bowl

BIG CROWDS MAKE A DIFFERENCE

The Miami Dolphins possess a 20-3 record at the Orange Bowl for games which attracted more than 72,000 fans through the turnstiles. For crowds above 65,000 the Dolphins have a 40-6-1 record and a winning percentage .861.

PRESEASON RESULTS

1966 (0-4)

L 10-38 at San Diego
 L 0-33 Kansas City
 L 14-31 New York Jets
 (at Jacksonville)
 L 16-28 Denver (Memphis)

1967 (2-3)

W 19-2 Denver (at Akron)
 W 10-7 Buffalo (Memphis)
 L 19-20 San Diego
 L 17-27 Atlanta
 L 17-20 New Orleans
 (at Charleston)

1968 (2-2-1)

T 28-28 Buffalo (Rochester)
 W 23-7 Philadelphia
 L 17-19 New England
 (at Jacksonville)
 L 13-22 Baltimore
 W 19-13 Atlanta

1969 (1-5)

L 10-45 Minnesota (Tampa)
 L 10-16 Chicago
 L 10-14 Philadelphia
 L 21-28 at Cincinnati
 L 10-23 Baltimore
 W 13-0 New England
 (at Birmingham)

1970 (4-2)

W 16-10 Pittsburgh
 (at Jacksonville)
 W 20-10 Cincinnati
 W 17-7 San Francisco
 W 20-13 Baltimore
 L 21-26 Washington
 (at Tampa)
 L 17-20 Atlanta

1971 (2-3-1)

L 10-27 Cincinnati
 T 17-17 San Francisco
 L 7-10 Green Bay
 (at Milwaukee)
 W 28-24 Detroit
 W 27-10 Washington
 L 0-24 at Minnesota

1972 (3-3)

L 23-31 at Detroit
 L 13-14 Green Bay
 W 35-17 at Cincinnati
 W 24-10 Atlanta
 L 24-27 at Washington
 W 21-19 Minnesota

1973 (3-2-1)

W 14-13 Cincinnati
 W 14-13 New Orleans
 T 9-9 Chicago
 W 17-14 Los Angeles
 L 17-20 at Minnesota
 L 23-26 at Dallas

1974 (4-2)

L 13-19 at Cincinnati
 W 45-20 New Orleans
 W 21-9 Minnesota
 L 13-31 at Los Angeles
 W 21-10 Green Bay
 W 30-7 at Chicago

1975 (5-1)

W 7-3 Cincinnati
 W 20-14 Detroit
 W 20-10 at New Orleans
 L 7-20 at Minnesota
 W 21-10 Chicago
 W 31-13 N.Y. Giants

1976 (6-0)

W 16-3 Minnesota
 W 30-21 at Detroit
 W 24-16 Philadelphia
 W 28-21 at Tampa Bay
 W 10-6 at Houston
 W 20-7 at New Orleans

1977 (4-2)

W 13-7 at Tampa Bay
 W 27-15 Washington
 W 20-14 at Dallas
 L 7-33 at Minnesota
 L 10-17 New Orleans
 W 27-21 at N.Y. Giants

1978 (4-1)

L 3-17 Philadelphia (Canton)
 W 28-7 St. Louis
 W 31-17 at New Orleans
 W 30-22 Minnesota
 W 24-20 at Tampa Bay

1979 (4-0)
 W 14-7 New Orleans
 W 13-7 at Tampa Bay
 W 21-10 at Minnesota
 W 14-13 Philadelphia

1980 (3-1)
 W 17-7 Detroit
 W 24-7 at Seattle
 L 10-17 Minnesota
 W 20-0 at New Orleans

1981 (4-0)
 W 20-6 at Minnesota
 W 24-14 Denver
 W 31-27 at Detroit
 W 31-7 Kansas City

1982 (2-1-1)
 W 24-7 Washington
 L 14-17 at Denver
 T 17-17 at Kansas City
 W 16-13 NY GIANTS

PLAYOFF HISTORY



VIKINGS OLD FOES

The longest-running preseason series for the Miami Dolphins was a see-saw rivalry with the Minnesota Vikings, a series which was suspended in 1982. The teams split 12 games, and the home-and-home series went 11 consecutive years from 1971 to 1981 with the initial encounter held in Tampa in 1969.

From 1971 through 1978, the home team prevailed in the Dolphins Vikings series.

The Dolphins won 11 consecutive preseason games until the Vikings tripped them in 1977, and Miami built another 10-game preseason streak before bowing to Minnesota in 1980.

In preseason games, the Dolphins are 31-12-2 in the Orange Bowl, 18-13-1 on the road and 4-7-1 at neutral sites.

PRE-SEASON SERIES

Opponent	W	L	T	Pct.	Pts.	Opp.	Last Mtg.
Atlanta	2	2	0	.500	77	70	1972
Baltimore	1	2	0	.333	43	58	1970
Buffalo	1	0	1	.750	38	35	1968
Chicago	2	1	1	.625	70	42	1975
Cincinnati	4	3	0	.571	120	117	1975
Cleveland	(NO GAMES)						
Dallas	1	1	0	.500	43	40	1977
Denver	2	2	0	.500	73	61	1982
Detroit	5	1	0	.833	149	124	1981
Green Bay	1	2	0	.333	41	34	1974
Houston	1	0	0	1.000	10	6	1976
Kansas City	1	1	1	.500	49	57	1982
Los Angeles	1	1	0	.500	30	45	1974
Minnesota	6	6	0	.500	180	226	1981
New England	1	1	0	.500	30	19	1969
New Orleans	7	2	0	.778	191	111	1980
New York Giants	3	0	0	1.000	74	47	1982
New York Jets	0	1	0	.000	14	31	1966
Oakland	(NO GAMES)						
Philadelphia	3	2	0	.600	74	67	1979
Pittsburgh	1	0	0	1.000	16	10	1970
St. Louis	1	0	0	1.000	28	7	1978
San Diego	0	2	0	.000	29	58	1967
San Francisco	1	0	1	.750	34	24	1971
Seattle	1	0	0	1.000	24	7	1980
Tampa Bay	4	0	0	1.000	78	55	1979
Washington	3	2	0	.600	123	85	1982
TOTALS	53	32	4	.618	1637	1436	

1970 AFC PLAYOFF

Raiders Sink Dolphins With 82-Yard Bomb

Oakland, Dec. 27 — Quarterback Daryle Lamonica unloaded an 82-yard touchdown pass to Rod Sherman with 9:34 to play as Oakland spoiled the Dolphins' first appearance in the playoffs, 21-14, on a field oozing with mud.

The Dolphins, who had won six consecutive games to finish 10-4 and gain a wild-card berth, had taken a 7-0 lead in the second quarter when Bob Griese fired a 16-yard strike to Paul Warfield in the end zone. Lamonica matched that TD with a 22-yard toss to Fred Biletnikoff only 1:50 before halftime.

Raider right cornerback Willie Brown intercepted a wet and wobbly pass by Griese and fled 50 yards along the sideline for the tie-breaking TD. It came minutes after Jake Scott recovered an Oakland fumble at the Miami 10-yard line.

The heave to Sherman was insurance. Only three plays earlier, Dolphin kicker Garo Yepremian missed a 24-yard field-goal attempt for the second time in the game. Oakland's George Blanda also missed a 23-yarder.

Miami	0	7	0	7	—	14
Oakland	0	7	7	7	—	21

	Miami	Oak
First Downs	16	12
Rushes-Yards	33-118	36-114
Passing Yards	124	187
Total Yards	242	301
Had QB Sacked	3-31	0-0
Passes	27-13-1	16-8-0
Punts	5-39.2	4-32.2
Fumbles-Lost	2-0	4-2
Penalties-Yards	0-0	4-30

Miami - Richardson 7 pass from Griese (Yepremian kick)
 A — 52,584 paid, 54,401 turnstile

INDIVIDUAL LEADERS

RUSHING - Miami: Csonka 10-23, Kiick 14-64, Morris 8-29, Griese 1-2
 Oakland: Dixon 8-31, Smith 9-37, Hubbard 18-58, Banaszak 1-(6)
 PASSING - Miami: Griese 27-13-1, 155 yards, two TDs
 Oakland: Lamonica 16-8-0, 187 yards, two TDs
 RECEIVING - Miami: Twilley 1-14, Warfield 4-62 Kick 4-34, Morris 2-15, Richardson 2-30
 Oakland: Biletnikoff 3-46, Chester 2-47, Dixon 1-3, Smith 1-9, Sherman 1-82

1971 AFC PLAYOFF

Dolphins Outlast Chiefs in Longest Game

Kansas City, Dec. 25 — Garo Yepremian ended 82 minutes and 40 seconds of an epic struggle by thumping a 37-yard field goal with 7:40 elapsed in the second overtime, lifting the Dolphins past Kansas City, 27-34, on Christmas Day.

The Dolphins battled from behind three times to tie the AFC West champions, the third time on Bob Griese's five-yard pass to tight end Marv Fleming with 96 seconds remaining in regulation.

Kansas City running back Ed Podolak, who amassed 350 yards of all-purpose running, returned the ensuing kickoff 78 yards to the Dolphin 22 where Curtis Johnson made a desperation tackle. With 35 seconds on the clock, Jan Stenerud missed a 32-yard field-goal try.

Stenerud had a 42-yarder blocked by Nick Buoniconiti in the fifth quarter, and Yepremian was short with a 45-yard effort. But Larry Csonka crashed 29 yards to the Chiefs 36, and that put Yepremian, the NFL's scoring leader, in position to win it. Goal posts were on the goal line; in 1974 the uprights were moved to the end line.

Miami	0	10	7	7	0	3	—	27
K-City	10	0	7	7	0	0	—	24

KC - FG Stenerud 24
 KC - Podolak 7 pass from Dawson (Stenerud kick)
 Mia - Csonka 1 run (Yepremian kick)
 Miami - FG Yepremian 14
 KC - Otis 1 run (Stenerud kick)
 Miami - Kiick 1 run (Yepremian kick)
 KC - Podolak 3 run (Stenerud kick)
 Miami - Fleming 5 pass from Griese (Yepremian kick)
 Miami - FG Yepremian 37

Miami	K-City
First Downs	22 23
Rushes-Yards	43-144 44-213
Passing Yards	263 238
Total Yards	407 451
Had QB Sacked	0-0 1-8
Passes	35-20-2 26-18-2
Punts	6-40-0 2-51-0
Fumbles-Lost	1-0 3-2
Penalties-Yards	5-26 6-44

A - 50,374 paid. 45,822 turnstile

INDIVIDUAL LEADERS

RUSHING - Miami: Kiick 15-56, Csonka 24-86, Griese 2-9, Warfield 2-(-7)
 Kansas City: Hayes 22-100, Podolak 17-85, Wright 2-15, Otis 3-13
 PASSING - Miami: Griese 35-20-2, 263 yards, one TD
 Kansas City: Dawson 26-18-2, 246 yards, one TD
 RECEIVING - Miami: Warfield 7-140, Fleming 4-37, Kiick 3-24, Mandich 1-4, Twilley 5-58, Kansas City: Podolak 8-110, Hayes 3-6, Wright 3-104, Taylor 3-12

1971 AFC CHAMPIONSHIP

Anderson, No-Names Stymlie Colts, 21-0

Miami, Jan. 2, 1972 — Three lightning plays and a persistent defense propelled the Dolphins into Super Bowl VI with a 21-0 rout of Baltimore before an all-time Orange Bowl record crowd of 78,939.

Strong safety Dick Anderson intercepted a John Unitas pass which was deflected by Curtis Johnson, and behind a wall of six open-field blocks, Anderson weaved 62 yards for a third-quarter touchdown. "My eyes were popping as I ran," Anderson said. "I've never seen so many people land on their heads."

Before Anderson's convoy made it 14-0, the Dolphins staggered the defending Super Bowl champions when Bob Griese and Paul Warfield hooked up for a 75-yard TD pass. Warfield applied the clincher when he escaped 50 yards with a Griese pass, setting up a five-yard TD slam by fullback Larry Csonka.

The Colts hadn't been held scoreless for 97 games over seven seasons. They were stopped at the Dolphin 9 in the second quarter. Jim O'Brien missed two field-goal attempts and had another blocked by Lloyd Mumphord.

Baltimore	0	0	0	0	—	0
Miami	7	0	7	7	—	21

Miami - Warfield 75 pass from Griese (Yepremian kick)
 Miami - Anderson 62 interception return (Yepremian kick)
 Mia - Csonka 5 run (Yepremian kick)
 A - 78,629 paid. 78,939 turnstile

Balt	Miami
First Downs	16 13
Rushes-Yards	30-89 35-144
Passing Yards	213 142
Total Yards	302 286
Had QB Sacked	2-11 2-16
Passes	36-20-3 8-4-1
Punts	3-45 3 6-42-7
Fumbles-Lost	1-0 0-0
Penalties-Yards	1-5 2-27

INDIVIDUAL LEADERS

RUSHING - Baltimore: McCauley 15-50, Nottingham 11-33, Untias 2-1, Nowatzke 2-5, Miami: Kiick 18-66, Csonka 15-63, Griese 1-12, Morris 1-3
 PASSING - Baltimore: Unitas 36-20-3, 224 yards, no TD
 Miami: Griese 8-4-1, 158 yards, one TD
 RECEIVING - Baltimore: Hinton 6-98, Nottingham 4-26, McCauley 2-24, Mitchell 1-14, Perkins 3-19, Havrilak 2-31, Matte 1-6, Mackey 1-6
 Miami: Warfield 2-125, Twilley 2-33

SUPER BOWL VI

Cowboys Flatten Luckless Dolphins, 24-3

New Orleans, Jan. 16, 1972 — A 252-yard rushing attack and sharp passing by Roger Staubach spurred the Dallas Cowboys to a 24-3 victory over the Dolphins at Tulane Stadium.

Duane Thomas pranced 95 yards on 19 carries, fullback Walt Garrison added 74 yards on 14 carries and Staubach passed twice for touchdowns to Lance Alworth and Mike Ditka. Staubach, who was sacked twice in the first quarter, bounced back to complete 12 of 19 passes, and he scrambled for the Dolphin pass rush five times.

The Dolphins were frustrated all day; in the first quarter, Larry Csonka lost a fumble and Bob Griese was chased by tackle Bob Lilly for a 29-yard loss. Griese fumbled away a snap at the Dallas 16 in the fourth period.

Although it was intriguing 10-3 at halftime, the Cowboys marched 71 yards in seven plays after kickoff, and Thomas swept three yards for the TD.

Dallas	3	7	7	7	—	24
Miami	0	3	0	0	—	3

Dallas	Miami
First Downs	23 10
Rushes-Yards	48-252 20-80
Passing Yards	100 105
Total Yards	352 185
Had QB Sacked	2-19 1-29
Passes	19-12-0 23-12-1
Punts	5-37 2 5-40-0
Fumbles-Lost	1-0 0-0
Penalties-Yards	3-15 0-0

A - 81,023 paid. 80,591 turnstile

INDIVIDUAL LEADERS

RUSHING - Dallas: Thomas 19-95, Garrison 14-74, Staubach 5-18, Hill 7-25, Hayes 1-16, Reeves 1-7, Ditka 1-17
 Miami: Kiick 10-40, Csonka 9-40, Griese 1-0
 PASSING - Dallas: Staubach 19-12-0, 119 yards, two TDs
 Miami: Griese 23-12-1, 134 yards, no TD
 RECEIVING - Dallas: Hayes 2-23, D. Thomas 3-17, Garrison 2-11, Alworth 2-28, Hill 1-12, Ditka 2-28
 Miami: Twilley 1-20, Kiick 3-21, Warfield 4-39, Csonka 2-18, Fleming 1-27, Mandich 1-9

1972 AFC PLAYOFF

Late TD Drive Rescues Unbeaten Dolphins

Miami, Dec. 24 — On the ropes in the fourth quarter after an unprecedented 14 victories, the Dolphins responded to poised Earl Morrall and drove 80 yards for a touchdown with 4:56 to play for a 20-14 victory over the Cleveland Browns.

Morrall, the NFL's leading passer as he replaced injured Bob Griese 10 weeks earlier, had completed only four passes for 38 yards. But he threw 15 and 35 yards to Paul Warfield, reaching the Browns' 20, and a pass interference call against linebacker Billy Andrews put the ball at the 8.

Halfback Jim Kiick then bulled eight yards up the middle on a trap for the winning points. The triumph was sealed with a minute to play when linebacker Doug Swift intercepted quarterback Mike Phipps at the Dolphin 20.

Despite stealing five of Phipps' passes, the Dolphins were stung by a 27-yard TD pass to Fair Hooker and trailed, 14-13, with 8:11 to play.

Cleveland	0	0	7	7	—	14
Miami	10	0	0	10	—	20

Clev	Miami
First Downs	15 17
Rushes-Yards	32-165 47-198
Passing Yards	118 74
Total Yards	283 272
Had QB Sacked	2-13 4-14
Passes	23-9-5 13-6-0
Punts	6-34 7 5-42-0
Fumbles/Lost	2-0 2-2
Penalties/Yards	3-25 3-25

Miami - Babb 5 recovery of blocked punt (Yepremian kick)
 Miami - FG Yepremian 40
 Clev - Phipps 5 run (Cockroft kick)
 Miami - FG Yepremian 46
 Clev - Hooker 27 pass from Phipps (Cockroft kick)
 Miami - Kiick 8 run (Yepremian kick)
 A - 78,916 paid, 78,196 turnstile

INDIVIDUAL LEADERS

RUSHING - Cleveland: Scott 16-94, Phipps 8-47, Brown 4-13, Kelly 4-11, Miami: Morris 15-72, Kiick 14-50, Warfield 2-41, Csonka 12-32, Morrall 4-3
 PASSING - Cleveland: Phipps 23-9-5, 131 yards, one TD
 Miami: Morrall 13-6-0, 88 yards, no TD
 RECEIVING - Cleveland: Scott 4-30, Hooker 3-53, Kelly 1-27, Morin 1-21
 Miami: Twilley 3-33, Warfield 2-50, Kiick 1-5

1972 AFC CHAMPIONSHIP

Griese Comes Off Bench to Rally 21-17 Win

Pittsburgh, Dec. 31 — Quarterback Bob Griese, playing 11 weeks after he had broken his right leg, ignited a third-quarter touchdown drive with a 52-yard pass to Paul Warfield, and the Dolphins overtook the Pittsburgh Steelers, 21-17, in unusually warm 63-degree weather.

Griese was given the nod in the second half after Earl Morrall had flipped a nine-yard touchdown pass to Larry Csonka for a 7-7 halftime deadlock. Punter Larry Seiple broke loose on a daring 37-yard run to set up that TD.

Trailing 10-7, Griese directed TD drives of 80 and 49 yards with Jim Kiick blasting two and three yards for the scores. Steeler quarterback Terry Bradshaw, who closed the gap with four straight completions on a 71-yard TD drive, was intercepted by Nick Buoniconti at midfield with 2½ minutes to play.

In addition to Seiple's dash, the Dolphins converted fourth-down situations on both Griese-led drives.

Miami	0	7	7	7	—	14		Miami	Pitts
Pittsburgh	7	0	3	7	—	17		19	13
Pitt - Mullins recovery Bradshaw fumble (Gerela kick)							First Downs	49-193	26-128
Miami - Csonka 9 pass from Morrall (Yeprman kick)							Rushes-Yards	121	122
Pitt - FG Gerela 14							Passing Yards	314	250
Miami - Kiick 2 run (Yeprman kick)							Total Yards	0-0	2-15
Miami - Kiick 3 run (Yeprman kick)							Had QB Sacked	16-10-1	20-10-2
Pitt - Young 12 pass from Bradshaw (Gerela kick)							Passes	4-35.5	4-51.3
							Punts	0-0	2-0
							Fumbles-Lost	2-19	4-30
							Penalties-Yards		
								A - 50,845 paid, 50,350 turnstile	

INDIVIDUAL LEADERS

RUSHING - Miami: Csonka 24-68, Morris 16-76, Kiick 8-12, Seiple 1-37.
Pittsburgh: Harris 16-76, Fuqua 8-47, Bradshaw 2-5.
PASSING - Miami: Morrall 11-7-1, 51 yards, one TD; Griese 5-3-0, 70 yards, no TD.
Pittsburgh: Bradshaw 10-5-2, 80 yards, one TD; Hanratty 10-5-0, 57 yards.
RECEIVING - Miami: Morris 1-(-6), Mandich 1-5, Fleming 5-50, Csonka 1-9, Warfield 2-63.
Pittsburgh: Young 4-54, Harris 2-3, McMakin 1-22, Shanklin 2-49, Brown 1-9.

SUPER BOWL VII

Dolphins Achieve Perfect in 17th Win

Los Angeles, Jan. 14, 1973 — "This is the ultimate," Coach Don Shula said quietly after his unbeaten Dolphins dominated the Washington Redskins, 14-7, to cap a perfect season. It was Shula's first Super Bowl triumph in three tries.

A record Super Bowl crowd of 90,182 saw the Dolphins surge to a 14-0 halftime lead even as one touchdown was nullified by an offside penalty. Miami intercepted three of Bill Kilmer's passes, and Manny Fernandez scuttled the Redskins running game with 17 tackles.

An original Dolphin, Howard Twilley, eluded cornerback Pat Fischer to snare a 28-yard touchdown pass from Bob Griese in the first quarter. Griese's 47-yard TD bomb to Paul Warfield was erased by the penalty, but a 32-yard interception return by linebacker Nick Buoniconti set up the Dolphins' second score.

Safely Jake Scott thwarted Kilmer with an end-zone interception and 55-yard runback. The Redskins finally scored on a bizarre 49-yard fumble recovery by Mike Bass after a block field goal and attempted pass by kicker Garo Yepremian. Scott was named MVP.

Miami	7	7	0	0	—	14		Miami	Wash
Washington	0	0	0	7	—	7		12	16
Miami - Twilley 28 pass from Griese (Yeprman kick)							First Downs	37-184	36-141
Miami - Kiick 1 run (Yeprman kick)							Rushes-Yards	69	87
Wash - Bass 49 fumble recovery (Knight kick)							Passing Yards	253	228
							Had QB Sacked	2-19	2-17
							Passes	11-8-1	28-14-3
							Punts	7-43.0	5-31.2
							Fumbles-Lost	2-1	1-0
							Penalties-Yards	3-35	3-25

INDIVIDUAL LEADERS

RUSHING - Miami: Kiick 12-38, Csonka 15-112, Morris 10-34.
Washington: Brown 22-72, Harraway 10-37, C. Taylor 1-8, Smith 1-6, Kilmer 2-18.
PASSING - Miami: Griese 11-8-1, 88 yards, one TD.
Washington: Kilmer 28-14-3, 104 yards, no TD.
RECEIVING - Miami: Csonka 1-(-1), Warfield 3-36, Twilley 1-28, Kiick 2-6, Mandich 1-19.
Washington: Brown 5-26, Jefferson 5-50, Harraway 1-(-3), Smith 1-11, C. Taylor 2-20

1973 AFC PLAYOFF

Stout Defense Cages Bengals, 34-16

Miami, Dec. 23 — A defense which had allowed only 15 touchdowns all season kept the Cincinnati Bengals out of the end zone while the Dolphins hammered 241 yards on the ground for a convincing 34-16 victory.

Mercury Morris scooted 106 yards on 20 carries and Bob Griese completed 11 of 18 passes including TDs of 13 yards to Paul Warfield and seven yards to Jim Mandich. Garo Yepremian converted long field goals of 50 and 46 yards in the second half to widen the winning margin.

The Dolphins led 21-3 when a lapse just before halftime gave life to the Bengals. Safety Neal Craig intercepted Griese and returned 45 yards for a score, and Horst Muhlmann booted field goals for 46 and 12 yards — the second coming after Morris fumbled a kickoff — to make it 21-16.

Cincinnati	3	13	0	0	—	16		Miami	FG	Yeprman	50
Miami	14	7	10	3	—	34		Miami	FG <td>Yeprman</td> <td>46</td>	Yeprman	46
								A	-	78,928 paid, 75,770 turnstile	
Miami - Warfield 13 pass from Griese (Yeprman kick)							First Downs	11	27		
Cin - FG Muhlman 24							Rushes-Yards	20-97	52-241		
Mia - Csonka 1 run (Yeprman kick)							Passing Yards	97	159		
Miami - Morris 4 run (Yeprman kick)							Total Yards	194	400		
Cin - Craig 45 interception return (Muhlman kick)							Had QB Sacked	3-16	0-0		
Cin - FG Muhlman 46							Passes	27-14-1	19-11-2		
Cin - FG Muhlman 12							Punts	7-36.3	2-49.0		
Miami - Mandich 7 pass from Griese (Yeprman kick)							Fumbles-Lost	0-0	2-1		
							Penalties-Yards	2-19	1-5		

INDIVIDUAL LEADERS

RUSHING - Cincinnati: Clark 7-40, E. Johnson 2-17, Elliott 7-15, Curtis 1-(-1), Anderson 3-26.
Miami: Morris 20-106, Csonka 20-71, Kiick 10-51, Nottingham 1-5, Leigh 1-8.
PASSING - Cincinnati: Anderson 27-14-1, 113 yards, no TD.
Miami: Griese 18-11-1, 159 yards, two TDs; Briscoe 1-0-1.
RECEIVING - Cincinnati: Clark 2-18, Curtis 1-9, Elliott 9-53, Joiner 2-33.
Miami: Kiick 3-19, Warfield 4-95, Mandich 3-28, Briscoe 1-17.

1973 AFC CHAMPIONSHIP

Dolphins Grind Raiders With 266 Rushing

Miami, Dec. 30 — A relentless running attack with Larry Csonka and Mercury Morris accounting for 203 of the 266 yards powered the Dolphins to a 27-10 triumph over the Oakland Raiders for a third straight American Conference title.

Csonka, a 237-pound battering ram who had his third consecutive 1,000-yard season, scored three touchdowns with his 117 yards on 29 carries. The Dolphins covered 64 and 63 yards exclusively on the ground for a 14-0 halftime lead.

Then as the Raiders battled within 17-10, Bob Griese directed ground assaults of 63 yards culminating in a field goal and 40 yards ending in Csonka's third TD.

Defensively, safety Dick Anderson forced a fourth-down fumble by Marv Hubbard at midfield, and the Dolphins took possession with a 20-10 lead and six minutes to play.

Oakland had stopped Miami's 18-game winning streak, 12-7, three months earlier.

Oakland	0	0	10	0	—	10		Oakland	Miami
Miami	7	7	3	10	—	27		15	21
Mia - Csonka 11 run (Yeprman kick)							First Downs	26-107	53-266
Mia - Csonka 2 run (Yeprman kick)							Rushes-Yards	129	26
Oak - FG Blanda 21							Passing Yards	236	292
Miami - FG Yepremian 42							Had QB Sacked	0-0	1-8
Oak - Siani 25 pass from Stabler (Blanda kick)							Passes	23-15-1	6-3-1
Miami - FG Yepremian 26							Punts	2-51.0	1-39
Mia - Csonka 2 run (Yeprman kick)							Fumbles-Lost	1-0	1-0
							Penalties-Yards	3-35	3-26
								A - 79,325 paid, 75,105 turnstile	

INDIVIDUAL LEADERS

RUSHING - Oakland: Hubbard 10-54, C. Smith 10-35, Davis 4-15, Banaszak 2-3.
Miami: Csonka 29-117, Morris 14-86, Kiick 6-12, Griese 3-39, Nottingham 1-12.
PASSING - Oakland: Stabler 23-15-1, 129 yards, one TD.
Miami: Griese 6-3-1, 34 yards, no TD.
RECEIVING - Oakland: Hubbard 2-11, C. Smith 5-43, Moore 2-9, Siani 3-45, Biletnikoff 2-15, C. Davis 1-6.
Miami: Briscoe 1-6, Warfield 1-27, Kiick 1-1

SUPER BOWL VIII

Dolphins Demolish Vikings, 24-7

Houston, Jan. 13, 1974 — Winning for the 32nd time in 34 games, the Dolphins repeated as Super Bowl champions and proved themselves "Best Ever" with a 24-7 rout of the Minnesota Vikings at Rice Stadium.

There was no doubt from the beginning. The Dolphins swept 62 yards in 10 plays with the opening kickoff, scoring on Larry Csonka's five-yard smash. Minnesota punted, and the onslaught resumed with a 56-yard, 10-play Dolphin drive capped by Jim Kiick's one-yard plunge.

It was 17-0 before the Vikings crossed their 40, and a fourth-down fumble by Oscar Reed was recovered by safety Jake Scott at the Dolphin six-yard line.

A brilliant, diving catch by Paul Warfield netted 27 yards on a third-quarter TD drive that hiked it to 24-0. Csonka finished with his best-ever total of 145 yards on 33 carries. The Dolphins rushed for 703 yards and outscored opponents, 85-33, in the three-game playoff blitz. Csonka gained a Super Bowl record 145 yards and was named MVP.

	Minn	Miami
Minnesota	0	0
Miami	14	3
Mia - Csonka 5 run (Yepreman kick)	7	—
Mia - Kiick 1 run (Yepreman kick)	—	24
Miami - FG Yepreman 28	—	—
Mia - Csonka 2 run (Yepreman kick)	—	—
Minn - Tarkenton 4 run (Cox kick)	—	—
A - 71,882 paid, 68,142 turnstile	—	—

INDIVIDUAL LEADERS

RUSHING - Minnesota Foreman 7-18, Reed 11-31, Tarkenton 4-17, Marinaro 1-3, Brown 1-2, Miami Csonka 33-145, Morris 11-34, Kiick 7-10, Griese 2-7.
PASSING - Minnesota Tarkenton 28-18-1, 182 yards, no TD.
 Miami Griese 7-6-0, 73 yards, no TD.
RECEIVING - Minnesota Foreman 5-27, Kingsriter 1-9, Lash 1-9, Voight 3-46, Giliam 4-44, Marinaro 2-39, Brown 1-9, Reed 1-(-1).
 Miami Mandich 2-21, Briscoe 2-19, Warfield 2-33.

1974 AFC PLAYOFF

Dream of 'Triple Crown' Shattered

Oakland, Dec. 21 — Oakland quarterback Ken Stabler, falling in the clutches of Vern Den Herder, unloaded a wobbly eight-yard pass that Clarence Davis wrested from three defenders in the end zone, and the Raiders scored a stunning 28-26 victory over the defending champion Dolphins.

Stabler, who had spent the last of his timeouts, appeared to have thrown an interception. But running back Davis clutched the football when bodies were untangled with 26 seconds remaining.

It was the fourth TD pass for lefthander Stabler and his second "freak" score. Four minutes earlier, Cliff Branch fell while catching a pass at the Dolphin 27, but defender Henry Stuckey also slipped, and Branch got up and escaped for a 72-yard TD.

The Dolphins, trailing by two points, went ahead with 2:08 remaining as rookie Benny Malone broke two tackles on a 23-yard touchdown run along the sideline.

	Miami	Oakland
Miami	7	3
Oakland	0	7
Miami - Moore 89 kickoff return (Yepreman kick)	6	10
Oak - C. Smith 31 pass from Stabler (Blanda kick)	—	26
Miami - FG Yepreman 33	—	—
Oak - Biletnikoff 13 pass from Stabler (Blanda kick)	—	28
Miami - Warfield 16 pass from Griese (Blanda kick)	—	—
Miami - FG Yepreman 46	—	—
Oak - Branch 72 pass from Stabler (Blanda kick)	—	—
Mia - Malone 23 run (Yepreman kick)	—	—
Oak - Davis 8 pass from Stabler (Blanda kick)	—	—
A - 53,023 paid, 52,817 turnstile	—	—

INDIVIDUAL LEADERS

RUSHING - Miami Csonka 24-114, Malone 14-83, Griese 2-14, Kiick 1-2, Oakland C. Davis 12-59, Hubbard 14-55, Banaszak 3-14, Stabler 3-7.
PASSING - Miami Griese 14-7-1, 101 yards, one TD.
 Oakland Stabler 30-20-1, 293 yards, four TDs.
RECEIVING - Miami Warfield 3-47, Moore 2-40, Nottingham 1-9, Kiick 1-5, Oakland Biletnikoff 8-122, Branch 3-84, Moore 3-22, Smith 2-35, Davis 2-16, Hubbard 1-9, Pitts 1-5

1978 AFC "WILD-CARD" PLAYOFF

Oilers Jolt Erring Dolphins, 17-9

Miami, Dec. 24 — The Houston Oilers amassed a 455-209 margin in total yardage and, aided by five Dolphin turnovers, gained a 17-9 victory in a battle of AFC "wild-card" entries at the Orange Bowl.

Toni Fritsch kicked a 35-yard field goal with 7:25 remaining to snap a 7-7 tie that existed since the first quarter. An interception by linebacker Greg Bingham led to a clinching 50-yard touchdown drive capped by Earl Campbell's one-yard dive with 1:55 to go. Campbell, the NFL rushing leader with 1,450 yards as a rookie, had been checked for only 16 yards on 13 carries in the first half.

Dolphin quarterback Bob Griese, playing with very sore ribs, connected with tight end Andre Tillman for a 13-yard TD after Earnest Rhone had recovered a fumbled punt at the Houston 21. But Griese completed only 13 of 28 passes. Twice the Dolphins lost the ball inside the Oiler 10-yard line when the game was tied.

Houston's Dan Pastorini wore a flak jacket to protect three broken ribs, and he passed for 261 of his 306-yard total in the first half.

	Houston	Miami
Houston	7	0
Miami	7	0
Miami — Tillman 13 pass from Griese (Yepreman kick)	0	10
Hou — T. Wilson 13 pass from Pastorini (Fritsch kick)	—	17
Hou — Campbell 1 run (Fritsch kick)	—	—
Miami — Safety, Pastorini runs out of end zone	—	—
A — 73,945 paid, 70,036 turnstile	—	—

INDIVIDUAL LEADERS

RUSHING — Houston: Campbell 26-84, Wilson 14-76, Poole 1-12, Coleman 1-2, Pastorini 3-(-9). Miami: Williams 13-41, L. Harris 9-43, Moore 1-7, Bulaich 2-0.
PASSING — Houston: Pastorini 29-20-0, 306 yards, one TD Barber 1-0-0.
 Miami: Griese 28-11-2, 114 yards, one TD. Strock 2-1-1, 23 yards, no TD.
RECEIVING — Houston: Burrough 6-103, Barber 4-112, Wilson 5-40, Woods 2-22, Campbell 1-13, Caster 1-11, Coleman 1-5.
 Miami: D. Harris 4-42, Moore 2-28, Tillman 2-24, L. Harris 1-21, Bulaich 2-14, Williams 1-8.

1979 AFC PLAYOFF

Steelers Blitz Dolphins in First Quarter

Pittsburgh, Dec. 30 — Launching a drive to their fourth Super Bowl title in six years, the Pittsburgh Steelers scored touchdowns on their first three possessions and coasted to a 34-14 victory at Three Rivers Stadium.

Miami managed only 25 yards rushing against the Steel Curtain and was stopped twice in the second quarter after achieving a first down inside the Steeler 10-yard line. The Dolphins got as close as 20-7 with a seven-yard TD pass from Bob Griese to Duriel Harris in the third period, but Pittsburgh responded with a 69-yard TD drive.

The Steelers marched 62, 62 and 56 yards for their first-quarter scores when quarterback Terry Bradshaw completed 8 of 10 passes including touchdowns to John Stallworth and Lynn Swann, who was standing alone in the end zone.

Don Strock directed a 13-play, 76-yard TD drive after relieving Griese in the fourth quarter.

	Miami	Pittsburgh
Miami	0	0
Pittsburgh	0	7
Miami — Csonka 1 run (von Schamann kick)	7	—
Miami — Thornton 1 run (Bahr kick)	—	14
Pitt — Stallworth 17 pass from Bradshaw (kick blocked)	—	—
Pitt — Swann 20 pass from Bradshaw (Bahr kick)	—	34
Miami — Harris 7 pass from Griese (von Schamann kick)	—	—
Pitt — Bleier 1 run (Bahr kick)	—	—
Pitt — Harris 5 run (Bahr kick)	—	—
A — 50,320 paid, 50,214 turnstile	—	—

INDIVIDUAL LEADERS

RUSHING — Miami: Csonka 10-20, Williams 8-1, Davis 2-12, Griese 1-1, Roberts 1-(-9). Pitt: Harris 21-83, Thornton 12-52, Bleier 4-13, Hawthorne 2-15.
PASSING — Miami: Griese 26-14-1, 118 yards, one TD; Strock 14-8-1, 125 yards, no TD. Pitt: Bradshaw 31-21-0, 230 yards, 2 TDs.
RECEIVING — Miami: Moore 5-93, Williams 6-26, Harris 3-61, Nathan 3-27, Davis 2-24, Hardy 2-12, Torrey 1-0.
 Pitt: Stallworth 6-86, Harris 5-32, Smith 4-41, Swann 3-37, Thornton 3-34.

1981 AFC PLAYOFF

Chargers Survive Dolphins' Comeback, 41-38

Miami, Jan. 2, 1982 — A record-setting showcase of the passing game resulted in NFL playoff marks for most points (79), most total yards (1,036) and most drama as the San Diego Chargers outlasted the Dolphins, 41-38, in overtime.

"The miracle that died" was the Miami Herald headline after the Dolphins rallied behind reserve quarterback Don Strock to overcome a 24-point deficit. Strock completed 29 of 43 passes for 403 yards and four touchdowns, spurring the Dolphins to a 38-31 lead. A 12-yard sweep by Tony Nathan on the first play of the fourth quarter put the Dolphins on top. But Chargers' quarterback Dan Fouts, who passed for an NFL-record 4,802 yards during the season, led an 82-yard drive capped by a 9-yard pass to James Brooks to tie the game with 58 seconds remaining. Five players had more than 100 yards in receptions topped by Chargers tight end Kellen Winslow with 13 catches for 166 yards.

Fouts, who finished with 433 yards on 33-of-53 marksmanship, hooked up with Charlie Joiner for 39 yards to the Dolphin 10-yard line. Rob Benirschke then kicked a 29-yard field goal to end the struggle after 13:52 of overtime. Benirschke had missed a 27-yard attempt eight minutes earlier, and Miami's Uwe von Schamann had two attempts blocked—a 43-yarder on the last play of regulation and a 35-yarder after 11:27 of overtime.

It was the only game in NFL history in which two quarterbacks passed for more than 400 yards.

S. Diego	24	0	7	7	3	41
Miami	0	17	14	7	0	38

SD — FG Benirschke 32
SD — Chandler 56 punt return (Benirschke kick)
SD — Muncie 1 run (Benirschke kick)
SD — Brooks 8 pass from Fouts Benirschke kick
Miami — FG von Schamann 34
Miami — Rose 1 pass from Strock (von Schamann kick)
Miami — Nathan 40 pass play; Harris 15 pass from Strock, Nathan 25 lateral from Harris (von Schamann kick)
Miami — Rose 15 pass from Strock (von Schamann kick)
SD — Winslow 25 pass from Fouts (Benirschke kick)

Miami — Hardy 50 pass from Strock (von Schamann kick)
Miami — Nathan 12 run (von Schamann kick)
SD — Brooks 9 pass from Fouts (Benirschke kick)
SD — FG Benirschke 29

	S. Diego	Miami
First Downs	34	25
Rushes - Yards	29-149	28-78
Passing Yards	415	394
Total Yards	564	472
Had QB Sacked	2-18	3-29
Passes	54-33-1	48-31-2
Punts	4-40.3	5-42.0
Fumbles/Lost	3/3	2/1
Penalties/Yards	9/55	7/50
A —	74,233 paid, 73,735 turnstile	

INDIVIDUAL LEADERS

RUSHING — San Diego: Muncie 24-120, Brooks 3-19, Fouts 2-10.
Miami: Nathan 14-48, Franklin 9-6, Hill 3-8, Woodley 1-10, Vigorito 1-6.
PASSING — San Diego: Fouts 53-33-1, 433 yards, 3 TDs; Muncie 1-0-0.
Miami: Woodley 5-2-1, 20 yards, no TD; Strock 43-29-1, 403 yards, 4 TDs.
RECEIVING — San Diego: Winslow 13-166, Joiner 7-108, Chandler 6-106, Brooks 4-31, Scales 1-17, Muncie 2-5.
Miami: Nathan 9-114, Harris 6-106, Hardy 5-89, Cefalo 3-62, Vigorito 2-12, Hill 2-3, Rose 4-37.

1982 AFC PLAYOFF (First Round)

Woodley Keys Dolphin Revenge

Miami, Jan. 8, 1983—For the first time in 9 years, the Miami Dolphins won a play-off game — defeating the New England Patriots 28-13. Dolphin QB David Woodley had one of his finest games, completing 16-of-19 passes for 246 yards and two TD's. He was a perfect 8-for-8 in the second half. The Dolphins, now 8-2 including this playoff game and winners of four straight, had not experienced a playoff win since January 13, 1974 when they downed Minnesota in Super Bowl VIII. The Dolphins took command in the second quarter gaining back-to-back TD drives of 76 and 79 yards that turned a 3-0 deficit into a 14-3 halftime advantage. The four Miami TD's came on a pair of two-yard passes from David Woodley to tight end Bruce Hardy, a one-yard run by Andra Franklin and Woody Bennett's two-yard burst up the middle. Franklin finished 112 yards on 26 carries, but lost the ball three times on fumbles. Two of those fumbles resulted in John Smith field goals of 23 and 43 yards.

New Eng.	0	3	3	7	—	13
Miami	0	14	7	7	—	28

NE — Fg Smith 23
Miami-Hardy 2 pass from Woodley (von Schamann kick)
Miami-Franklin 1 run (von Schamann kick)
NE — Fg Smith 42
Miami-Bennett 2 run (von Schamann kick)
Miami-Hardy 2 pass from Woodley (von Schamann kick)
NE — Hasselbeck 22 pass from Grogan (Smith kick)

	NE	Miami
First Downs	14	27
Rushes - Yards	18-77	45-214
Passing Yards	160	234
Total Yards	237	448
Had QB Sacked	4-29	2-12
Passes	16-30-2	16-19-0
Punts	5-43.6	1-51.0
Fumbles/Lost	1/1	3/3
Penalties/Yards	4/27	2/15
A —	70,881 paid, 68,842 actual	

INDIVIDUAL LEADERS

RUSHING — NE: van Eagehen 9-40, Collins 7-35
Miami: Franklin 26-112, Nathan 12-71
PASSING — NE: Grogan 30-16-2, 189 yards, 1 TD
Miami: Woodley 19-16-0, 246 yards, 2 TD
RECEIVING — NE: Hasselbeck 7-87, Dawson 4-49
Miami: Nathan 5-68, Hardy 3-23, Rose 2-47, Vigorito 2-40

1982 AFC PLAYOFF (Second Round)

"Killer B's" Stymie Fouts and Co.

Miami, Jan. 16, 1983—The Dolphins, on their way to a five game victory roll, choked off the famed Charger offense and won 34-13. The Dolphin defense stopped the San Diego Chargers' offense with a total 247 yards — 203 yards below their league-leading average, while holding them scoreless in the second half. Dolphin defenders intercepted QB Dan Fouts five times, sacked him three times and held the Chargers to 15 completions for 191 yards — their lowest output since last January's playoff game in the ice at Cincinnati. The Dolphins' offense kept Fouts and Company on the sideline utilizing ball control that produced 80 plays to San Diego's 54 and an overwhelming time of possession advantage. The Dolphins had the ball for 40:45; the Chargers for 19:14. Dolphins' QB David Woodley guided his team to a 214-yard ground attack while connecting on 17-22 passes for 195 yards and two TD's. Woodley opened the scoring with a three-yard pass to Nat Moore in the first quarter, and made it 14-0 by directing Miami 89 yards on 13 plays. Chargers' kickoff returner Hank Bauer fumbled a kickoff which was recovered by Uwe von Schamann at the Chargers' 23-yard line. Seven plays later Woodley hit tight end Ronnie Lee on a six-yard look-in pass for the score. On the next kickoff, Dolphins' rookie Rich Diana recovered a fumble by the Charger's Brooks, but this time had to settle for a 29-yard Uwe von Schamann field goal. The Chargers scored two late TD's, one on a 28-yard pass to Charlie Joiner and the other on Chuck Muncie's one-yard dive that ended the Chargers' scoring. Uwe von Schamann added a second field goal shortly before the end of the first half, and David Woodley scored a two-yard QB draw early in the fourth quarter.

San Diego	0	13	0	0	—	13
Miami	7	20	0	7	—	34

Miami-Moore 3 pass from Woodley (von Schamann kick)
Miami-Franklin 3 run (von Schamann kick)
Miami-Lee 6 pass from Woodley (von Schamann kick)
Miami-FG von Schamann 24
San Diego-Joiner 28 pass from Fouts (Benirschke kick wide right)
Miami-FG von Schamann 23
San Diego-Muncie 1 run (Benirschke kick)
Miami-Woodley 7 run (von Schamann kick)

	S. Diego	Miami
First Downs	17	29
Rushes - Yards	17-79	56-214
Passing Yards	168	199
Total Yards	247	413
Had QB Sacked	3-23	1-16
Passes	34-15-5	23-18-1
Punts	4-41.25	3-40.33
Fumbles/Lost	3-2	2-1
Penalties/Yards	7-62	6-70
A —	73,772 paid, 71,383 actual	

INDIVIDUAL LEADERS

RUSHING — San Diego: Muncie 11-62, Brooks 3-9
Miami: Franklin 23-96, Nathan 19-83, Bennett 7-14, Woodley 3-14
PASSING — San Diego: Fouts 34-15-5, 191 yards, 1 TD
Miami: Woodley 22-17-1, 195 yards, 2 TD
RECEIVING — San Diego: Muncie 6-53, Chandler 2-38, Sievers 2-21, Brooks 2-25
Miami: Nathan 8-55, Hardy 3-45, Vigorito 2-22, Cefalo 2-69.

1982 AFC CHAMPIONSHIP
Dolphin Defense, Rain White-Wash Jets

Miami, Jan. 23, 1983 — For the third time in as many games the Miami Dolphins defeated the New York Jets, this time on a rainy, mud soaked Orange Bowl field. The Dolphins set an AFC Championship game record by holding in the Jets to 139 total yards. A.J. Duhe set an AFC playoff record with three interceptions including one he returned for a 35-yard TD. The Dolphins set an NFL record by being the first team to have defeated the same team three times in a season — two times during regular season and once in a playoff. On nine occasions since the leagues' merger, teams have met three times in a season — but no team has won all three games. Before a crowd of 67,396, the Dolphins' Woody Bennett rumbled seven yards up the middle to score the only points the Dolphins would need. That came in the third quarter, after the teams had slogged through a scoreless first half on the soggy prescription athletic turf.

	NYJ	Miami
First Downs	10	13
Rushes - Yards	24-62	41-138
Passing Yards	-77	-60
Total Yards	139	198
Had QB Sacked	4-26	4-27
Passes	37-15-5	21-9-3
Punts	10-35.7	10-33.3
Fumbles/Lost	1-0	3-1
Penalties/Yards	6-42	3-15
A — 74,918 paid, 67,396 actual		

INDIVIDUAL LEADERS

RUSHING — NYJ: McNeil 17-46, Todd 4-10
Miami: Woodley 8-46, Franklin 13-44, Bennett 13-24, Nathan 7-24.
PASSING — NYJ: Todd 37-15-5, 103 yards, no TD
Miami: Woodley 21-9-3, 87 yards, no TD.
RECEIVING — NYJ: Harper 4-14, Jones 3-35, Barkum 2-20, Augustyniak 2-12.
Miami: Vigorito 3-29, Harris 2-28, Nathan 2-4

SUPER BOWL XVII


Redskins' Riggins Runs Past Miami

Pasadena, Jan. 30, 1983—The Washington Redskins, behind the power running of John Riggins, came from behind to win Super Bowl XVII in the famed Rose Bowl. Before the second largest crowd for a Super Bowl — 103,667 fans — the Redskins took the lead for the first time with a little more than ten minutes left on the playing clock. The game was marked by a Super Bowl record performed by Fulton Walker, who returned four kickoffs 190 yards, including a 98-yard TD that gave Miami a 17-10 halftime lead. It was the first kickoff returned for a TD in Super Bowl history and the longest kickoff return in playoff history. Riggins ran up 166 yards on 38 runs, both Super Bowl records. On a short-yardage play — fourth and one from the Redskins' 43 with 10:01 to play — Riggins broke a tackle and scored on a 43-yard run. Riggins accounted for 181 total yards, five more than the entire Miami offense could manage in the game. In the first quarter, Miami jumped to a quick lead with a 76-yard Woodley to Cefalo pass for a TD. However, following Fulton Walker's 98-yard return, the Dolphins were limited to a 20-yard field goal.

	Miami	Wash.
Miami	7 10 0 0 — 17	
Wash.	0 10 3 14 — 27	
Miami-Cefalo 76 pass from Woodley (von Schamann kick)		
Wash-FG Moseley 31		
Miami-FG von Schamann 20		
Wash-Garrett 4 pass from Theismann (Moseley kick)		
Miami-Walker 98 kickoff return (von Schamann kick)		
Wash-FG Moseley 20		
Wash-Riggins 43 run (Moseley kick)		
Wash-Charlie Brown 6 pass from Theismann (Moseley kick)		

INDIVIDUAL LEADERS

RUSHING — Miami: Franklin 16-49, Nathan 7-26, Woodley 4-16
Wash: Riggins 38-166, Harmon 9-40, Garrett 1-44, Theismann 3-20
PASSING — Miami: Woodley 14-4-1, 97 yards, 1 TD
Wash: Theismann 23-15-2, 143 yards, 2 TD
RECEIVING — Miami: Cefalo 2-82, Harris 2-15
Wash: Brown 6-60, Warren 5-28, Garrett 2-13



DOLPHIN HONORS

ALL-NFL SELECTIONS

- Dick Anderson (strong safety) — AP 1972-73; Writers 1972-73; NEA 1972-74; PFW 1973.
- Bob Baumhower (defensive tackle) — SN 1981.
- Larry Csonka (fullback) — AP 1971, 1973; PFW 1972-73; Writers 1971.
- Bob Griese (quarterback) — AP 1971, 1977; Writers 1971, 1977; NEA 1971; PFW 1971, 1977.
- Duriel Harris (kickoff returner) — PFW 1976.
- Bob Kuechenberg (left guard) — NEA 1975; AP 1978; PFW 1978.
- Jim Langer (center) — AP 1974-75, 1977; Writers 1974-77; NEA 1974-77; PFW 1974-77.
- Larry Little (right guard) — Writers 1971-75, 1977; AP 1971-75; PFW 1971-73, 1975; NEA 1972-73.
- Nat Moore (wide receiver) — AP 1977; Writers 1977.
- Earl Morrall (quarterback) — AP 1972.
- Tony Nathan (kick returner) — AP 1979.
- Ed Newman — (NEA) 1982.
- Jake Scott (free safety) — Writers 1973; AP 1973-74; PFW 1972, 1974.
- Bill Stanfill (defensive end) — AP 1972; Writers 1973; NEA 1973.
- Paul Warfield (wide receiver) — AP 1971, 1973; NEA 1971-72; Writers 1971; PFW 1971.
- Garo Yepremian (kicker) — Writers 1971, 1973; AP 1971, 1973; PFW 1971, 1973; NEA 1973.
- Delvin Williams (running back) — AP 1978.
- All-NFL of the 1970s selected by Hall of Fame.

NFL SECOND-TEAM SELECTIONS

(Writers discontinued Second Team in 1976)

- Dick Anderson (strong safety) — Writers 1973.
- Bob Baumhower (defensive tackle) — AP 1979, 1981; NEA 1981, AP 1982.
- Nick Buoniconti (middle linebacker) — AP 1972; Writers 1972; PFW 1973.
- Larry Csonka (fullback) — AP 1972; Writers 1972; NEA 1973.
- Manny Fernandez (defensive tackle) — NEA 1973.
- Tim Foley (strong safety) — NEA 1979.
- Bob Kuechenberg (left guard) — Writers 1975; NEA 1977-78.
- Jim Langer (center) — PFW 1973; AP 1976, 1978; NEA 1978.
- Larry Little (right guard) — NEA 1975, 1978; AP 1977-78.
- Earl Morrall (quarterback) — NEA 1972.
- Ed Newman (right guard) — AP 1981; NEA 1981.
- Jake Scott (free safety) — Writers 1972, 1975; AP 1972; NEA 1972-73.
- Bill Stanfill (defensive end) — Writers 1974; NEA 1974; PFW 1973.
- Paul Warfield (wide receiver) — AP 1972; Writers 1973; NEA 1973; PFW 1973.
- Delvin Williams (running back) — NEA 1978.
- KEY TO AWARDS — AP, Associated Press; UPI, United Press International; NEA, Newspaper Enterprise Association; SN, Sporting News, PFW, Pro Football Weekly.

ALL-AFC SELECTIONS
(AP discontinued All-AFC in 1977)

Dick Anderson (strong safety) — AP 1972-73; UPI 1972-73; SN 1972-74; PFW 1973.
 Bob Baumhower (defensive tackle) — SN 1979; PFW 1979, 1981; UPI 1981.
 Nick Buoniconti (middle linebacker) — AP 1972.
 Larry Csonka (fullback) — PFW 1970, 1973; AP 1972-73; UPI 1971-73; SN 1971-73.
 Vern Den Herder (defensive end) — AP 1972.
 A.J. Duhe (linebacker) — UPI 1981.
 Norm Evans (right tackle) — AP 1973; SN 1974.
 Manny Fernandez (defensive tackle) — SN 1971.
 Bob Griese (quarterback) — SN 1970-71, 1973; AP 1971; UPI 1971, 1977; PFW 1971, 1977.
 Duriel Harris (kickoff returner) — PFW 1976.
 Bob Kuechenberg (left guard) — PFW 1974, 1978; SN 1975, 1978 (tackle).
 Jim Langer (center) — PFW 1973-77; AP 1974-76; UPI 1973-77; SN 1973-77.
 Larry Little (right guard) — AP 1971-75; UPI 1971-75; SN 1971-74; PFW 1971, 1973, 1975.
 Nat Moore (wide receiver) — PFW 1977; SN 1977; UPI 1977.
 Earl Morrall (quarterback) — AP 1972; SN 1972.
 Tony Nathan (punt returner) — SN 1979.
 Ed Newman U.P.I.
 Jake Scott (free safety) — FN 1970; AP 1971-75; UPI 1971-73, 1975; SN 1972-73, 1975; PFW 1974.
 Bill Stanfill (defensive end) — UPI 1971-74; AP 1972-74; SN 1972-74; PFW 1973.
 Paul Warfield (wide receiver) — AP 1971-73; UPI 1971, 1973; SN 1970-73; PFW 1971, 1973-74.
 Garo Yepremian (kicker) — PFW 1971, 1973; SN 1971, 1973; AP 1973.
 Delvin Williams (running back) — UPI 1978; SN 1978; PFW 1978.

PRO BOWL SELECTIONS
(Starters Capitalized)

1970— RB Larry Csonka, QB Bob Griese, WR Paul Warfield.
 1971— RB LARRY CSONKA, QB BOB GRIESE, G Larry Little, RB Mercury Morris, S Jake Scott (dnp), DE Bill Stanfill, WR PAUL WARFIELD.
 1972— S Dick Anderson, LB Nick Buoniconti (dnp), RB Larry Csonka (dnp), OT Norm Evans, G LARRY LITTLE, RB Mercury Morris, S JAKE SCOTT, DE Bill Stanfill (dnp), WR Paul Warfield (dnp).
 1973— S DICK ANDERSON, LB Nick Buoniconti, RB Larry Csonka (dnp), QB Bob Griese, C JIM LANGER, G LARRY LITTLE, OT Wayne Moore (dnp), RB Mercury Morris (dnp), S JAKE SCOTT, DE Bill Stanfill (dnp), WR Paul Warfield (dnp), K GARO YEPREMIAN.
 1974— S DICK ANDERSON, RB Larry Csonka, OT Norm Evans, QB Bob Griese, G Bob Kuechenberg, C JIM LANGER, G LARRY LITTLE, DE BILL STANFILL, S Jake Scott (dnp), WR Paul Warfield.
 1975— G BOB KUECHENBERG, C JIM LANGER, S JAKE SCOTT.
 1976— C JIM LANGER
 1977— QB BOB GRIESE, G Bob Kuechenberg, C JIM LANGER, WR NAT MOORE.
 1978— QB Bob Griese, G Bob Kuechenberg, C Jim Langer, RB DELVIN WILLIAMS, K GARO YEPREMIAN.
 1979— DT BOB BAUMHOWER, LB Kim Bokamper, SS Tim Foley.
 1980— NO SELECTIONS.
 1981— DT BOB BAUMHOWER, G Ed Newman.
 1982— DT Bob Baumhower, G Ed Newman, C Dwight Stephenson, G. Bob Kuechenberg*, RB Andra Franklin.

AMERICAN FOOTBALL LEAGUE ALL-STARS

1966— DE Ed Cooke, LB Tom Erlandson, CB JIMMY WARREN, S Willie West.
 1967— LB John Bramlett, WR Jack Clancy, QB Bob Griese, CB DICK WESTMORELAND.
 1968— QB Bob Griese, RB Jim Kiick, WR Karl Noonan.
 1969— LB NICK BUONICONTI, G Tom Goode, RB Jim Kiick, G Larry Little, DE Bill Stanfill, East Coach George Wilson

*Replaced injured Ed Newman

DOLPHINS AWARDS BANQUET

(voted by South Florida media)

Most Valuable Player

1966— RB Joe Auer
 1967— QB Bob Griese
 1968— QB Bob Griese
 1969— LB Nick Buoniconti
 1970— QB Bob Griese and WR Paul Warfield
 1971— QB Bob Griese
 1972— QB Earl Morrall
 1973— FB Larry Csonka
 1974— QB Bob Griese
 1975— C Jim Langer
 1976— LB Steve Towle
 1977— QB Bob Griese
 1978— RB Delvin Williams
 1979— FB Larry Csonka
 1980— QB David Woodley
 1981— RB Tony Nathan
 1982— FB Andra Franklin



ANDRA FRANKLIN

THIRD-DOWN AWARD
(most valuable, NEA, voted by players)

1966— S Willie West	1973— MLB Nick Buoniconti
1967— C Tom Goode	1974— QB Bob Griese
1968— QB Bob Griese	1975— QB Bob Griese
1969— MLB Nick Buoniconti	1976— WR Nat Moore
1970— WR Paul Warfield	1977— WR Nat Moore
1971— FB Larry Csonka	1978— RB Delvin Williams
1972— FB Larry Csonka	1979— DE Vern Den Herder

(Discontinued in 1980)

TOMMY FITZGERALD AWARD
(outstanding rookie in training camp)

1969— CB Lloyd Mumphord	1976— LB Larry Gordon
1970— LB Mike Kolen	1977— DE A.J. Duhe and DT Bob Baumhower
1971— WR Otto Stowe	1978— CB Gerald Small
1972— S Charlie Babb	1979— K Uwe von Schamann
1973— WR Bo Rather	1980— CB Don McNeal
1974— WR Nat Moore	1981— RB Tom Vigorito
1975— S Barry Hill	1982— LB Charles Bowser

COLLEGE ALL-STAR GAME, CHICAGO

1966— LB Frank Emanuel, Tennessee.
 1967— WR Jack Clancy, Michigan; QB Bob Griese, Purdue; OT Jim Riley, Oklahoma.
 1968— TE Jim Cox, Miami, Fla.; RB LARRY CSONKA, Syracuse (MVP); RB Jim Kiick, Wyoming
 1969— DT Bob Heinz, Pacific; DE BILL STANFILL, Georgia.
 1970— none selected.
 1971— CB Ron Dickerson, Kansas State.
 1972— DT Mike Kadish, Notre Dame.
 1973— Dolphins 14, All-Stars 3.
 1974— DE Don Reese, Jackson State; RB Benny Malone, Arizona State; CB Jeris White, Hawaii; Game cancelled during players' strike.
 1975— OT Darryl Carlton, Tampa; QB-WR Freddie Solomon, Tampa; RB Stan Winfrey, Arkansas State.
 1976— KB Kim Bokamper, San Jose State; LB Larry Gordon, Arizona State; WR Duriel Harris, New Mexico State.



Records

YEAR-BY-YEAR LEADERS

RUSHING		G	Att.	Yds.	Avg.	LG	TD
1966	Joe Auer	14	121	416	3.4	41	4
1967	Abner Haynes	10	56	274	4.9	65t	2
1968	Jim Kiick	14	165	621	3.8	25	4
1969	Jim Kiick	14	180	575	3.2	27	9
1970	Larry Csonka	14	193	874	4.5	53	6
1971	Larry Csonka	14	195	1051	5.4	28	7
1972	Larry Csonka	14	213	1117	5.2	45	6
1973	Larry Csonka	14	219	1003	4.6	25	5
1974	Larry Csonka	12	197	749	3.8	24	9
1975	Mercury Morris	14	219	875	4.0	49	4
1976	Benny Malone	14	186	797	4.3	31	4
1977	Benny Malone	14	129	615	4.8	66t	5
1978	Delvin Williams	16	272	1258	4.6	58t	8
1979	Larry Csonka	16	220	837	3.8	22	12
1980	Delvin Williams	15	187	671	3.6	65	2
1981	Tony Nathan	13	147	782	5.3	46	5
1982	Andra Franklin	9	177	701	4.0	25t	7

RECEIVING		G	No.	Yds.	Avg.	LG	TD
1966	Dave Kocourek	14	27	320	11.9	43	2
1967	Jack Clancy	14	67	868	13.0	44	2
1968	Karl Noonan	14	58	760	13.1	50	11
1969	Larry Seiple	13	41	577	14.1	41t	5
1970	Jim Kiick	14	42	497	11.8	47	0
1971	Paul Warfield	14	43	996	23.2	86t	11
1972	Paul Warfield	12	29	606	20.9	47	3
1973	Marlin Briscoe	14	30	447	14.9	53	2
1974	Nat Moore	13	37	605	16.4	48	2
1975	Nat Moore	14	40	705	17.6	79t	4
1976	Nat Moore	9	33	625	18.9	67t	4
1977	Nat Moore	14	52	765	14.7	73t	12
1978	Nat Moore	16	48	645	13.5	47	10
1979	Nat Moore	16	48	840	17.5	53	6
1980	Tony Nathan	16	57	588	10.3	61	5
1981	Durriel Harris	15	53	911	17.2	55	2
1982	Tom Vigorito	9	24	186	7.8	26	0

PASSING		G	Att.	Com.	Yds.	Pct.	TD	Intc.
1966	Dick Wood	10	230	83	993	36.1	4	14
1967	Bob Griese	12	331	166	2005	50.2	15	18
1968	Bob Griese	13	355	186	2473	52.4	21	16
1969	Bob Griese	9	252	121	1695	48.0	10	16
1970	Bob Griese	14	245	142	2019	58.0	12	17
1971	Bob Griese	14	263	145	2089	55.1	19	9
1972	Earl Morrall	14	150	83	1360	55.3	11	7
1973	Bob Griese	13	218	116	1422	53.2	17	8
1974	Bob Griese	13	253	152	1968	60.1	16	15
1975	Bob Griese	10	191	118	1693	61.8	14	13
1976	Bob Griese	13	272	162	2097	59.6	11	12
1977	Bob Griese	14	307	180	2252	58.6	22	13
1978	Bob Griese	11	235	148	1791	63.0	11	11
1979	Bob Griese	14	310	176	2160	56.8	14	16
1980	D. Woodley	13	327	176	1850	53.8	14	17
1981	D. Woodley	15	366	191	2470	52.2	12	13
1982	D. Woodley	9	179	98	1080	54.7	5	8

PUNT RETURNS						
	No.	Yds.	Avg.	Long	TD	
1966	Joe Auer	5	99	19.8	56	0
1967	Abner Haynes	6	37	6.2	20	0
1968	Bob Neff	8	71	8.9	20	0
1969	Mercury Morris	25	172	6.9	38	0
1970	Jake Scott	27	290	10.7	77t	1
1971	Jake Scott	33	318	9.6	31	0
1972	Charlie Leigh	22	210	9.5	27	0
1973	Jake Scott	22	266	12.1	33	0
1974	Jake Scott	31	346	11.2	30	0
1975	Freddie Solomon	26	320	12.3	50t	1
1976	Freddie Solomon	13	205	15.8	79t	1
1977	Freddie Solomon	32	285	8.9	39	0
1978	Jimmy Cefalo	28	232	8.3	26	0
1979	Tony Nathan	28	306	10.9	86t	1
1980	Tony Nathan	23	178	7.7	30	0
1981	Tom Vigorito	36	379	10.5	87t	1
1982	Tom Vigorito	20	192	9.6	59t	1

KICKOFF RETURNS						
	No.	Yds.	Avg.	Long	TD	
1966	Joe Auer	28	698	24.9	95t	1
1967	Bob Neff	15	351	23.4	69	0
1968	Gene Milton	18	408	22.7	74	0
1969	Mercury Morris	43	1136	26.4	105t	1
1970	Mercury Morris	28	812	29.0	96t	1
1971	Mercury Morris	15	423	28.2	94t	1
1972	Mercury Morris	14	334	23.9	33	0
1973	Charles Leigh	9	251	27.9	51	0
1974	Nat Moore	22	587	26.7	40	0
1975	Freddie Solomon	17	348	20.5	31	0
1976	Duriel Harris	17	559	32.9	69	0
1977	Gary Davis	14	414	29.6	73	0
1978	Duriel Harris	29	657	22.7	53	0
1979	Tony Nathan	45	1016	22.6	43	0
1980	Don Bessillieu	40	890	22.3	87	0
1981	Fulton Walker	38	932	24.5	90t	1
1982	Fulton Walker	20	433	21.7	32	0

INTERCEPTIONS						
	No.	Yds.	Avg.	Long	TD	
1966	Willie West	8	62	7.8	27	0
1967	Dick Westmoreland	10	127	12.7	29	1
1968	Dick Anderson	8	230	28.8	96t	1
1969	Lloyd Mumphord	5	102	20.4	51	0
1970	Dick Anderson	8	191	23.9	86	0
1971	Jake Scott	7	34	4.9	21	0
1972	Jake Scott	5	73	14.6	31	0
1973	Dick Anderson	8	163	20.4	38t	2
1974	Jake Scott	8	75	9.4	30	0
1975	Jake Scott	6	60	10.0	38	0
1976	(four players)		(two interceptions)			
1977	Curtis Johnson	4	35	8.8	19	0
1978	Tim Foley	6	12	2.0	8	0
1979	Neal Colsie	5	86	17.2	56	0
	Gerald Small	5	74	14.8	40	0
1980	Gerald Small	7	46	6.6	22	0
1981	Glenn Blackwood	4	124	31.0	39	0
1982	Don McNeal	4	42	10.5	23	1

SCORING

		Tds	Run	Rec	PATs	FGs	TP
1966	Joe Auer	9	5	4	0-0	0-0	54
	Gene Mingo	0	0	0	23-23	10-22	53
1967	Booth Lusteg	0	0	0	18-18	7-12	39
1968	Karl Noonan	11	0	11	0-0	0-0	66
1969	Karl Kremser	0	0	0	26-27	13-22	65
	Jim Kiick	10	9	1	0-0	0-0	60
1970	Garo Yepremian	0	0	0	31-31	22-29	97
1971	Garo Yepremian	0	0	0	33-33	28-40	117
	Paul Warfield	11	0	11	0-0	0-0	66
1972	Garo Yepremian	0	0	0	43-45	24-37	115
	Mercury Morris	12	12	0	0-0	0-0	72
1973	Garo Yepremian	0	0	0	38-38	25-37	113
	Paul Warfield	11	0	11	0-0	0-0	66
1974	Garo Yepremian	0	0	0	43-43	8-15	67
	Larry Csonka	9	9	0	0-0	0-0	54
1975	Garo Yepremian	0	0	0	40-46	13-16	79
	Don Nottingham	12	12	0	0-0	0-0	72
1976	Garo Yepremian	0	0	0	29-31	16-23	77
1977	Nat Moore	13	1	12	0-0	0-0	78
1978	Garo Yepremian	0	0	0	41-45	19-23	98
	Nat Moore	10	0	10	0-0	0-0	60
1979	Uwe von Schamann	0	0	0	36-40	21-29	99
	Larry Csonka	13	12	1	0-0	0-0	78
1980	Uwe von Schamann	0	0	0	32-32	14-23	74
1981	Uwe von Schamann	0	0	0	37-38	24-31	109
1982	Uwe von Schamann	0	0	0	21-22	15-20	66

OUTSTANDING PERFORMANCES

300-PLUS PASSING TOTALS

Player	Date	Opponent	Att.	Com.	Yds.	TD	Int.	Long
D. Woodley	10/25/81	at Dallas	37	21	408	3	5	69t
Don Strock	1/ 2/82	SAN DIEGO	43	29	403	4	1	50t
Bob Griese	11/20/78	at Houston	33	23	349	2	1	47
Bob Griese	9/14/69	at Cincinnati	39	19	327	1	2	50
Don Strock	12/15/79	NEW YORK JETS	41	26	322	1	2	38
*D. Woodley	9/27/81	at Baltimore	30	19	309	2	0	48

*highest total in a Dolphin victory

21 BEST RECEIVING PERFORMANCES

Player	Date	Opponent	No.	Yds.	TD	Long
Nat Moore	10/ 4/81	NEW YORK JETS	7	210	2	52
Duriel Harris	10/28/79	GREEN BAY	10	180	1	37t
Duriel Harris	10/25/81	at Dallas	6	165	0	45
Jimmy Cefalo	10/25/81	at Dallas	5	164	1	69t
Bo Roberson	12/ 4/66	at Denver	6	161	0	71
Paul Warfield	11/14/71	PITTSBURGH	3	158	3	86t
Paul Warfield	9/19/71	at Denver	6	146	1	36
Nat Moore	12/17/77	BUFFALO	5	144	1	67
Duriel Harris	11/ 8/81	at New England	8	145	0	55
Paul Warfield	12/25/71	at Kansas City	7	140	0	35
Otto Stowe	11/27/72	ST. LOUIS	6	140	2	37t
Paul Warfield	11/17/74	BUFFALO	4	139	1	54
Paul Warfield	12/10/72	at N.Y. Giants	4	132	1	44
Bo Roberson	9/18/66	at Buffalo	5	128	1	54t
Marlin Briscoe	11/12/72	NEW ENGLAND	4	128	2	51t
Nat Moore	9/30/79	at New York Jets	8	127	1	36
Duriel Harris	10/ 9/77	at Baltimore	4	127	0	47
Jack Clancy	12/ 3/67	at Houston	7	126	1	44t
Paul Warfield	1/ 2/72	BALTIMORE	2	125	1	75t
Howard Twilley	11/ 3/68	at San Diego	7	124	1	38
Nat Moore	10/10/76	at Baltimore	3	124	1	67t



30 BEST RUSHING PERFORMANCES

Player	Date	Opponent	Att.	Yds.	TD	Long
*Mercury Morris	9/30/73	NEW ENGLAND	15	197	3	70
Gary Davis	12/17/77	BUFFALO	26	172	1	60t
Delvin Williams	11/ 9/80	at Los Angeles	12	151	0	65
Abner Haynes	9/17/67	DENVER	12	151	2	65t
Larry Csonka	1/13/74	MINNESOTA	33	145	2	14
Mercury Morris	11/11/73	BALTIMORE	12	144	2	53
Delvin Williams	11/12/78	at Buffalo	26	144	2	26t
Leroy Harris	12/ 5/77	BALTIMORE	17	140	1	77t
Benny Malone	10/ 9/77	at Baltimore	12	139	2	62t
Larry Csonka	10/24/71	at NY Jets	20	137	2	21
Delvin Williams	9/17/78	BUFFALO	24	135	1	18t
Andra Franklin	12/ 5/82	MINNESOTA	28	129	1	12
Mercury Morris	10/ 5/75	at Green Bay	31	125	0	11
Mercury Morris	10/26/75	at Buffalo	20	124	0	35
Larry Csonka	12/ 2/74	CINCINNATI	24	123	0	24
Larry Csonka	11/ 9/69	at New England	16	121	1	54t
Jim Kiick	10/24/71	at NY Jets	17	121	0	24
Don Nottingham	9/28/75	at New England	16	120	1	40
Delvin Williams	9/ 3/78	at NY Jets	11	119	1	58t
Tony Nathan	12/ 6/81	NEW ENGLAND	17	119	0	24
Benny Malone	10/31/76	NEW ENGLAND	21	119	0	17
Larry Csonka	9/17/72	at Kansas City	21	118	1	17
Benny Malone	10/24/76	at Tampa Bay	22	118	1	28
Larry Csonka	12/30/73	OAKLAND	29	117	3	14
Mercury Morris	11/ 7/71	BUFFALO	13	116	1	45
Delvin Williams	10/22/78	at New England	19	116	1	24
Larry Csonka	12/ 6/70	NEW ENGLAND	12	115	1	30
Larry Csonka	12/21/74	at Oakland	24	114	0	15
Larry Csonka	11/27/72	ST. LOUIS	16	114	0	20
Larry Csonka	10/15/73	at Cleveland	21	114	2	13
Mercury Morris	10/18/75	at NY Jets	16	114	1	49

*Single-game record by two rushers. 277 yards, includes Larry Csonka 18 for 80

INDIVIDUAL RECORDS

1966-77; 14 games 1978-present: 16 games

SCORING

Total Points

Career	830	Garro Yepremian (1970-78), 335XPs, 165 FGs
	342	Larry Csonka (1968-74, 79), 57 TDs
	294	Nat Moore (1974-82), 49 TDs
	348	Uwe von Schamann (1979-82), 126XPs, 74 FGs
	198	Paul Warfield (1970-74), 33 TDs
	198	Mercury Morris (1969-75), 33 TDs

Season

	117	Garro Yepremian (1971), 33XPs, 28 FGs
	115	Garro Yepremian (1972), 43XPs, 24 FGs

Game

	24	Paul Warfield (12-15-73 vs. Detroit), 4 TDs
--	----	---

Touchdowns

Career

	57	Larry Csonka (1968-74, 79), 53 run, 4 pass
	50	Nat Moore (1974-82), 47 pass, 1 run
	33	Paul Warfield (1970-74), 33 pass
	33	Mercury Morris (1969-75), 29 run, 1 pass, 3 return

Season

	13	Larry Csonka (1979), 12 run, 1 pass
	13	Nat Moore (1977), 12 pass, 1 run
	12	Don Nottingham (1975), 12 run
	12	Mercury Morris (1972), 12 run

Game

	4	Paul Warfield (12-15-73 vs. Detroit), 4 pass
--	---	--

Field Goals Made

Career

	165	Garro Yepremian (1970-78), 242 attempts
--	-----	---

Season

	28	Garro Yepremian (1971), 40 attempts
	25	Garro Yepremian (1973), 37 attempts

Game

	5	Garro Yepremian (9-26-71 vs. Buffalo), 6 attempts
	4	Garro Yepremian (9-16-73 vs. San Francisco), try 4
	4	Garro Yepremian (10-18-70 at Buffalo), 4 attempts

Per Cent

	82.6	Garro Yepremian (1978), 19 of 23
	81.3	Garro Yepremian (1975), 13 of 16

Longest

	54	Garro Yepremian (10-22-72 vs. Buffalo)
	53	Garro Yepremian (12-5-76 vs. Buffalo)
	53	Garro Yepremian (9-16-73 vs. San Francisco)
	53	Uwe von Schamann (10-21-79 at New England)

Field Goal Yardage

Career

	5,244	Garro Yepremian (1970-78), 165 of 242
--	-------	---------------------------------------

Season

	802	Garro Yepremian (1971), 28 of 40
	768	Uwe von Schamann (1981), 24 of 31

Game

	165	Garro Yepremian (10-18-70 at Buffalo) 46, 42, 47, 30
	151	Garro Yepremian (9-16-73 vs. San Fran.) 31, 53, 45, 22

Extra Points Made

Career

	335	Garro Yepremian (1970-78), 351 attempts
--	-----	---

Season

	43	Garro Yepremian (1972), 45 attempts
	43	Garro Yepremian (1974), 43 attempts

Game

	7	Garro Yepremian (11-12-72 vs. New England), try 7
	7	Garro Yepremian (11-24-72 at St. Louis), try 8

RUSHING

Total Yards

Career

6,737 Larry Csonka (1968-74, 79), 1506 attempts
 3,877 Mercury Morris (1969-75), 754 attempts
 3,644 Jim Kiick (1968-74), 997 attempts
 2,632 Delvin Williams (1978-80), 643 attempts
 2,129 Benny Malone (1974-78), 503 attempts

Season

1,258 Delvin Williams (1978), 4.6 per carry
 1,117 Larry Csonka (1972), 5.2 per carry
 1,051 Larry Csonka (1971), 5.4 per carry
 1,003 Larry Csonka (1973), 4.6 per carry
 1,000 Mercury Morris (1972), 5.3 per carry

Game

197 Mercury Morris (9-30-73 vs. New England) on 15
 172 Gary Davis (12-17-77 vs. Buffalo) on 26
 151 Delvin Williams (11-9-80 at Los Angeles) on 12
 151 Abner Haynes (9-17-67 vs. Denver) on 12
 *145 Larry Csonka (1-13-74 vs. Minnesota) on 33
 144 Delvin Williams (11-12-78 at Buffalo) on 26
 144 Mercury Morris (11-11-73 vs. Baltimore) on 12
 140 Leroy Harris (12-5-77 vs. Baltimore) on 17

Rushing Attempts

Career

1,506 Larry Csonka (1968-74, 79)
 997 Jim Kiick (1968-74)
 754 Mercury Morris (1969-75)

Season

272 Delvin Williams (1978)
 220 Larry Csonka (1979)

Game

*33 Larry Csonka (1-13-74 vs. Minnesota), 145 yds.
 31 Mercury Morris (10-5-75 at Green Bay), 125 yds.
 *29 Larry Csonka (12-30-73 vs. Oakland), 117 yds.
 28 Andra Franklin (12-5-82 vs. Minnesota), 129 yds.

*playoff game

Touchdowns Rushing

Career

53 Larry Csonka (1968-74, 79)
 29 Mercury Morris (1969-75)
 28 Jim Kiick (1968-74)

Season

12 Mercury Morris (1972)
 12 Don Nottingham (1975)
 12 Larry Csonka (1979)

Game

3 Larry Csonka (11-29-79 vs. New England), 1, 1, 1
 3 Larry Csonka (9-23-79 vs. Chicago), 12, 9, 1
 3 Larry Csonka (12-30-73 vs. Oakland), 11, 2, 2
 3 Don Nottingham (10-5-75 at Green Bay), 11, 1, 11
 3 Don Nottingham (10-26-75 at Buffalo), 1, 1, 1
 3 Don Nottingham (11-3-74 vs. Atlanta), 1, 2, 1
 3 Mercury Morris (9-30-73 vs. New Eng.), 24, 70, 35
 3 Mercury Morris (11-12-72 vs. New England), 4, 4, 6
 3 Jim Kiick (12-20-70 vs. Buffalo), 4, 2, 2

Rushing Average

Career

5.1 Mercury Morris (1969-75), 754 attempts
 4.5 Larry Csonka (1968-74, 79), 1,506 attempts

Season

6.4 Mercury Morris (1973), 149-954
 5.4 Larry Csonka (1971), 195-1,051

x-Game

13.1 Mercury Morris (9-30-73 vs. New England), 15-197
 12.6 Abner Haynes (9-17-67 vs. Denver), 12-151
 12.6 Delvin Williams (11-9-80 at Los Angeles), 12-151

x-10 or more attempts

Longest Runs

77t Leroy Harris (12-5-77 vs. Baltimore)
 70t Mercury Morris (9-30-73 vs. New England)
 7 Mercury Morris (10-15-73 at Cleveland)
 66t Benny Malone (10-9-77 at Baltimore)
 65t Gary Davis (9-17-78 vs. Buffalo)
 65t Abner Haynes (9-17-67 vs. Denver)
 65 Delvin Williams (11-9-80 at Los Angeles)
 63 Norm Bulaich (9-10-78 at Baltimore)
 60t Gary Davis (12-17-77 vs. Buffalo)
 58t Delvin Williams (9-3-78 at NY Jets)
 57 Gary Davis (12-5-76 vs. Buffalo)
 56 Jim Kiick (11-15-70 vs. New Orleans)
 56 Don Nottingham (12-7-75 vs. Buffalo)

PASSING

Total Yards

Career

25,092 Bob Griese (1967-80)

Season

2,473 Bob Griese (1968)
 2,470 David Woodley (1981)

Game

408 David Woodley (10-25-81 at Dallas), 27 of 31
 *403 Don Strock (1-2-82 vs. San Diego), 29 of 43
 349 Bob Griese (11-20-78 at Houston), 23 of 33
 327 Bob Griese (9-14-69 at Cincinnati), 19 of 39
 322 Don Strock (12-15-79 vs. NY Jets), 26 of 41
 309 David Woodley (9-27-81 at Baltimore), 19 of 30

*playoff game

Pass Attempts

Career

3,429 Bob Griese (1967-80)

Season

366 David Woodley (1981), 191 completions
 355 Bob Griese (1968), 186 completions
 331 Bob Griese (1967), 166 completions

Game

52 Dick Wood (11-27-66 vs. New England), comp. 17
 46 Rick Norton (10-15-67 at New England), comp. 19
 45 Bob Griese (10-19-69 at Kansas City), comp. 21
 45 Bob Griese (9-30-79 at NY Jets), comp. 22

Pass Completions

Career

1,926 Bob Griese (1967-80)

Season

191 David Woodley (1981), 366 attempts
 186 Bob Griese (1968), 355 attempts

Game

*29 Don Strock (1-2-82 vs. San Diego) of 43
 26 Don Strock (10-12-81 at Buffalo) of 44
 26 Don Strock (12-15-79 vs. NY Jets) of 41
 25 Bob Griese (10-17-76 vs. Kansas City) of 35

Touchdown Passes

Career

192 Bob Griese (1967-80)

Season

22 Bob Griese (1977) of 180 completions
 21 Bob Griese (1968) of 186 completions

Game

6 Bob Griese (11-24-77 at St. L.) 4, 7, 9, 28, 17, 37
 *4 Don Strock (1-2-82 vs. San Diego) 1, 40, 15, 50
 4 Bob Griese (10-17-71 vs. New Eng.) 22, 32, 14, 14
 4 Bob Griese (12-15-73 vs. Detroit) 21, 7, 16, 4
 4 Bob Griese (11-2-69 at NY Jets) 5, 29, 11, 9
 4 John Stofa (12-18-66 vs. Houston) 27, 48, 4, 14

*playoff game

Passes Had Intercepted**Career**

192 Bob Griese (1967-80)

Season

18 Bob Griese (1967), 331 attempts
 17 Bob Griese (1970), 245 attempts

Game

5 David Woodley (10-25-81 at Dallas), 37 attempts
 5 Rick Norton (11-23-69 vs. Houston), 26 attempts
 5 Bob Griese (12-23-67 vs. Houston), 41 attempts

Lowest Interception Rate**x-Season**

3.42 Bob Griese (1971), 9 of 263
 3.55 David Woodley (1981), 13 of 366

x-150 or more attempts

Completion Per Cent**Career**

56.2 Bob Griese (1967-80), 1,926 of 3, 429
 53.8 Earl Morrall (1972-76), 153 of 284

Season

63.0 Bob Griese (1978), 148 of 235
 61.8 Bob Griese (1975), 118 of 191
 60.1 Bob Griese (1974), 152 of 253

x-Game

92.3 Bob Griese (12-18-78 vs. New Eng.), 12 of 13
 * 84.2 David Woodley (1-8-83 vs. New Eng.) 16 of 19
 82.4 Earl Morrall (12-1-75 vs. New Eng.), 14 of 17
 81.0 Bob Griese (10-22-67 vs. NY Jets), 17 of 21
 80.0 Bob Griese (11-6-77 at NY Jets), 12 of 15
 80.0 Don Strock (12-7-75 vs. Buffalo), 12 of 15

x-12 or more completions

*playoff game

Longest Pass Plays

86t Bob Griese to Paul Warfield (11-14-71 vs. Pittsburgh)
 80t George Wilson to Bo Roberson (10-23-66 at Houston)
 79t Bob Griese to Nat Moore (11-2-75 at Chicago)
 * 76t David Woodley to Jimmy Cefalo (1-30-83 vs. Washington)
 75t Bob Griese to Paul Warfield (1-2-72 vs. Baltimore)
 74t Bob Griese to Paul Warfield (10-31-71 at Los Ang.)
 73t Bob Griese to Nat Moore (9-25-77 at San Francisco)
 71 Dick Wood to Bo Roberson (12-4-66 at Denver)
 69t David Woodley to Jimmy Cefalo (10-25-81 at Dallas)
 68t Bob Griese to Joe Auer (9-17-67 vs. Denver)

PASS RECEIVING**Total Receptions****Career**

339 Nat Moore (1974-82)
 251 Durriel Harris (1976-82)
 221 Jim Kiick (1968-74)
 212 Howard Twilley (1966-76)
 156 Paul Warfield (1970-74)

Season

67 Jack Clancy (1967), 868 yards
 58 Karl Noonan (1968), 760 yards
 57 Tony Nathan (1980), 588 yards
 53 Durriel Harris (1981), 911 yards
 52 Nat Moore (1977), 765 yards

x-Game

10 Durriel Harris (10-28-79 vs. Green Bay), 180 yards
 9 Marlin Briscoe (9-15-74 at New England), 113 yards
 *9 Tony Nathan (1-2-82 vs. San Diego), 114 yards
 9 Durriel Harris (11-30-81 vs. Philadelphia), 114 yards

x-minimum 100 yards

Total Receiving Yards**Career**

5,284 Nat Moore (1974-82), 15.6 per catch
 4,250 Durriel Harris (1976-82), 17.0 per catch
 3,355 Paul Warfield (1970-74), 21.5 per catch
 3,064 Howard Twilley (1966-76), 14.4 per catch

Season

996 Paul Warfield (1971), 43 receptions
 911 Durriel Harris (1981), 53 receptions
 868 Jack Clancy (1967), 67 receptions
 840 Nat Moore (1979), 48 receptions

Game

210 Nat Moore (10-4-81 vs. NY Jets), 7 receptions
 180 Durriel Harris (10-28-79 vs. Green Bay), 10 receptions
 165 Durriel Harris (10-25-81 at Dallas), 6 receptions
 164 Jimmy Cefalo (10-25-81 at Dallas), 5 receptions
 161 Bo Roberson (12-4-66 at Denver), 6 receptions

Touchdowns Receiving

48 Nat Moore (1974-82), 339 receptions
 33 Paul Warfield (1970-74), 156 receptions
 23 Howard Twilley (1966-76), 212 receptions
 23 Jim Mandich (1970-77), 121 receptions

Season

12 Nat Moore (1977), 52 receptions
 11 Paul Warfield (1973), 29 receptions
 11 Paul Warfield (1971), 43 receptions
 11 Karl Noonan (1968), 58 receptions

Game

4 Paul Warfield (12-15-73 vs. Detroit)

RUSHING-RECEIVING**Career**

7,425 Larry Csonka (1968-74, 79), 6,737 and 688
 5,854 Jim Kiick (1968-74), 3,644 and 2,210
 5,548 Nat Moore (1974-82), 234 and 5,202
 4,368 Mercury Morris (1969-75), 3,877 and 491

Season

1,450 Delvin Williams (1978), 1,258 and 192
 1,234 Tony Nathan (1981), 782 and 452
 1,168 Mercury Morris (1972), 1,000 and 168
 1,165 Larry Csonka (1972), 1,117 and 48
 1,164 Larry Csonka (1971), 1,051 and 113
 1,155 Jim Kiick (1970), 658 and 497

COMBINED YARDAGE**Career**

7,486 Mercury Morris (1969-75), 3,118 return yards
 7,425 Larry Csonka (1968-74, 79), no return yards

6,593	Nat Moore (1974-82), 1,157 return yards
6,120	Duriel Harris (1976-82), 1,495 return yards
5,854	Jim Kiick (1968-74), no return yards
Season	
1,603	Tony Nathan (1979), 1,322 return yards
1,502	Mercury Morris (1972), 334 return yards
1,483	Mercury Morris (1969), 1,308 return yards
1,476	Joe Auer (1966), 797 return yards
Game	
302	Mercury Morris (11-1-70 at Baltimore) 8-89 rush, 3-68 pass, 6-145 kickoff returns
254	Freddie Solomon (10-9-77 at Baltimore) 4-171 kickoff returns, 4-51 pass, 3-32 punt returns
252	Freddie Solomon (12-5-76 vs. Buffalo) 1-59t rush, 5-114 pass, 1-79t punt return

PUNTING

Total Punts

Career	
633	Larry Seiple (1967-77), 25,347 yards
Season	
83	Tom Orosz (1981), 40.8 average
81	George Roberts (1978), 40.3 average
80	Larry Seiple (1969), 40.8 average
Game	
10	George Roberts (10-12-80 at New Eng.), 445 yards
10	George Wilson, Jr. (9-9-66 vs. NY Jets), 483 yards
9	Larry Seiple (9-18-77 at Buffalo), 325 yards

Average Yards

Career	
40.0	Larry Seiple (1967-77)
Season	
42.6	George Roberts (1980), 77 punts
42.3	Larry Seiple (1973), 48 punts
42.1	George Wilson, Jr. (1966), 42 punts
x-Game	
52.0	Larry Seiple (10-7-73 vs. NY Jets), 4-208
48.6	George Roberts (12-24-78 vs. Houston), 5-243

x-4 or more punts

Longest Punts

73	Larry Seiple (11-14-71 vs. Pittsburgh) to end zone
71	George Roberts (11-2-80 at Oakland) net 62

PUNT RETURNS

Total Returns

Career	
127	Jake Scott (1970-75)
71	Freddie Solomon (1975-77)
Season	
36	Tom Vigorito (1981), 10.5 average
33	Jake Scott (1971), 9.6 average
Game	
7	Mercury Morris (10-19-69 at Kansas City), 17.6 avg.
6	Jake Scott (11-10-74 at New Orleans), 16.5 avg.
6	Tom Vigorito (11-30-81 vs. Philadelphia), 12.2 avg.
6	Freddie Solomon (12-5-77 vs. Baltimore), 9.3 avg.

Punt Return Yardage

Career	
1,330	Jake Scott (1970-75)
810	Freddie Solomon (1975-77)

Season

379	Tom Vigorito (1981), 10.5 average
346	Jake Scott (1974), 11.2 average
320	Freddie Solomon (1975), 12.3 average

Game

123	Mercury Morris (10-19-69 at Kansas City) on 7
99	Jake Scott (11-10-74 at New Orleans) on 6

Longest Punt Returns

87t	Tom Vigorito (9-10-81 vs. Pittsburgh)
86t	Tony Nathan (10-14-79 vs. Buffalo)
79t	Freddie Solomon (12-5-76 vs. Buffalo)
77t	Jake Scott (11-22-70 vs. Baltimore)
59t	Tom Vigorito 9-12-82 vs. NY Jets)
56	Joe Auer (11-6-66 vs. Buffalo), clip on 68t
50t	Freddie Solomon (11-9-75 vs. NY Jets)

Average Yards

Career	
11.4	Freddie Solomon (1975-77), 71 returns
10.5	Jake Scott (1970-75), 127 returns
x-Season	
12.3	Freddie Solomon (1975), 26 returns
12.1	Jake Scott (1973), 22 returns
x-14 or more returns	
Game	
18.8	Charlie Babb (11-23-75 vs. Baltimore), 4-75
17.6	Mercury Morris (10-19-69 at Kansas City), 7-123

Fair Catches

Career	
55	Jake Scott (1970-75) of 182 punts
Season	
18	Jake Scott (1971) of 51 punts
Game	
6	Jake Scott (12-20-70 vs. Buffalo) of 8 punts

KICKOFF RETURNS

Total Returns

Career	
111	Mercury Morris (1969-73)
Season	
45	Tony Nathan (1979), 22.6 average
43	Mercury Morris (1969), 26.4 average
Game	
7	Fulton Walker (11-8-81 at New England), 23.7 avg.
7	Don Bessillieu (10-23-80 at New England), 20.4 avg.

Kickoff Return Yardage

Career	
2,947	Mercury Morris (1969-73)
Season	
1,136	Mercury Morris (1969), 26.4 average
1,016	Tony Nathan (1979), 22.6 average
932	Fulton Walker (1981), 24.5 average
890	Don Bessillieu (1980), 22.3 average
Game	
204	Gene Milton (9-21-68 vs. Oakland), long 73
185	Fulton Walker (10-12-81 at Buffalo), long 90t
171	Freddie Solomon (10-9-77 at Baltimore), long 90t
166	Fulton Walker (11-8-81 at New England), long 53

Longest Kickoff Returns

105t	Mercury Morris (9-14-69 at Cincinnati)
* 98t	Fulton Walker (1-30-83 vs. Washington)
96t	Mercury Morris (12-6-70 vs. New England)
95t	Joe Auer (9-2-66 vs. Oakland)
95	Bobby Neff (9-14-68 vs. Houston)
94t	Mercury Morris (12-5-71 at New England)

Average Yards

Career	
26.6	Mercury Morris (1969-73), 111 returns
Season	
32.9	Duriel Harris (1976), 17 returns, 559 yards
29.6	Gary Davis (1977), 14 returns, 414 yards
29.0	Mercury Morris (1970), 28 returns, 812 yards

*playoff game

x-Game

- * 47.5 Fulton Walker (1-30-83 vs. Washington) 4-190
- 42.8 Freddie Solomon (10-9-77 at Baltimore), 4-171
- 34.0 Gene Milton (9-21-68 vs. Oakland), 6-204

x-4 or more returns

*Playoff Game

INTERCEPTIONS

Total Interceptions

Career

- 35 Jake Scott (1970-75)
- 34 Dick Anderson (1968-74, 76-77)
- 22 Tim Foley (1970-80)
- 22 Curtis Johnson (1970-80)

Season

- 10 Dick Westmoreland (1967), 127 yards
- 8 Dick Anderson (1968, 1970, 1973)
- 8 Jake Scott (1974), 75 yards
- 8 Willie West (1966), 62 yards

Game

- 4 Dick Anderson (12-3-73 vs. Pittsburgh), 121 yards
- 3 Willie West (10-23-66 at Houston), 49 yards
- 3 Dick Westmoreland (11-26-67 vs. Buffalo)
- 3 Charlie Babb (9-22-75 vs. Oakland), 18 yards
- 3 Curtis Johnson (11-9-75 at NY Jets), 25 yards
- 3 Larry Gordon (12-10-78 vs. Oakland), 35 yards

Interception Yardage

Career

- 792 Dick Anderson (1968-74, 76-77), 23.3 average
- 425 Jake Scott (1970-75), 12.1 average
- 277 Gerald Small (1978-80), 17.3 average

Season

- 230 Dick Anderson (1968), 8 for 28.8 avg.
- 197 Jimmy Warren (1966), 5 for 39.6 avg.
- 191 Dick Anderson (1970), 8 for 23.9 avg.

Game

- 121 Dick Anderson (12-3-73 vs. Pittsburgh) on 4
- 109 Dick Anderson (11-24-68 at New England) on 2

Longest Interception Returns

- 96t Dick Anderson (11-24-68 at N. Eng.), Tom Sherman
- 86 Dick Anderson (12-20-70 vs. Buffalo), Dennis Shaw
- 70t Jimmy Warren (11-13-66 at Kan. City), Len Dawson
- *62t Dick Anderson (1-2-72 vs. Baltimore), John Upton
- 56 Neal Colzie (11-29-79 vs. New Eng.), Steve Grogan
- 55 Dick Anderson (12-15-68 vs. NY Jets), Babe Parilli
- *55 Jake Scott (1-14-73 vs. Washington), Bill Kilmer
- 53t Norris Thomas (9-10-78 at Baltimore), Bill Troup
- 51 Lloyd Mumphord (9-14-69 at Cincinnati), Greg Cook

Touchdown Interceptions

- 3 Dick Anderson (1968-74), 96, 27, 38
- 2 Dick Westmoreland (1966-69), 39, 19
- 2 Bill Stanfill (1969-76), 15, 17

MISCELLANEOUS RETURNS

Blocked FG

- 51t Lloyd Mumphord (12-6-70 vs. New Eng.), Capelletti
- 47t Curtis Johnson (12-19-71 vs. Green Bay), Webster

Blocked Punt

- 8t Tim Foley (11-11-73 vs. Baltimore), David Lee
- 5t Tim Foley (11-11-73 vs. Baltimore), David Lee
- *5t Charlie Babb (12-24-72 vs. Cleveland), Don Cockroft

Short FG Attempt

- 50 Jake Scott (12-6-70 vs. New Eng.), Gino Capelletti

Fumble Recovery (longest and all TDs)

- 68 A.J. Duhe (10-15-78 at San Diego), Dan Fouts
- 44t Don Bessillieu (10-19-80 vs. Buffalo), Joe Cribbs
- 35t Dick Anderson (10-15-72 vs. San Diego), Mike Garrett
- 25t Mike Kozlowski (12-6-81 vs. New Eng.), Cunningham
- 13t Bob Baumhower (10-9-78 vs. Cinc.), Dave Turner
- 13t Nick Buoniconti (9-30-73 vs. New Eng.), John Tarver

*playoff game

DOLPHIN TEAM RECORDS

SCORING

Most Points Scored
 Season 385 (1972)
 Game 55 (11-24-77 at St. Louis)

Most Points Allowed
 Season 407 (1967)
 Game 58 (9-18-66 at Buffalo)

Fewest Points Scored
 Season 213 (1966)
 Game 0 (seven times, last 1980)

Fewest Points Allowed
 Season 150 (1973, 14 games)
 Game 0 (1982, 9 games)

Most Points, Both Teams
 82 at Buffalo 58, Miami 24 (9-18-66)
 79 San Diego 41, at Miami 38 (1-2-82)
 73 at Baltimore 45, Miami 28 (10-9-77)
 73 at Miami 41, Boston 32 (12-17-67)
 73 at N.Y., Miami 45, Jets 28 (9-12-82)

Fewest Points, Both Teams
 3 at N. England 3, Miami 0 (12-12-82)
 12 at Miami 9, Kansas City 3 (10-20-74)
 13 Miami 13, at Buffalo 0 (9-18-77)
 15 Houston 9, at Miami 6 (11-5-79)

Most Decisive Win
 52 (52-0 vs. New England 11-12-72)
 44 (44-0 vs. Baltimore 11-11-73)
 43 (43-0 at NY Jets 10-19-75)

Most Decisive Loss
 45 (48-3 vs. Kansas City 9-28-68)
 41 (41-0 at Kansas City 10-8-67)
 35 (35-0 at Baltimore 11-1-70)

Most Touchdowns Scored
 Season 46 (1975)
 Game 8 (11-24-77 at St. Louis)

Most Touchdowns Allowed
 Season 53 (1967)
 Game 8 (9-18-66 at Buffalo)

Fewest Touchdowns Scored
 Season 26 (1966)
Fewest Touchdowns Allowed
 Season 21 (1972)

Most Touchdowns By:
 Rushing 26 (1972 and 1975)
 4 (five times)
 Passing 24 (1978)
 6 (11-24-77 at St. Louis)

Intercept 4 (1966)
 2 (12-3-73 vs. Pittsburgh)
 2 (9-12-82 vs. Jets)

KO Return 1 (seven times, last 1981)
Punt Return 1 (five times, last 1981)
Fumble Ret 1 (five times, last 1981)
Block Punt 2 (1973)

Fewest Touchdowns By:
 Rushing 5 (1966)
 Passing 12 (1969)

Most TDs Allowed By:
 Rushing 19 (1968)
 4 (four times)
 Passing 31 (1967)

5 (three times)
 Intercept 3 (1967, 1969, 1979)
 KO Return 1 (1966, 1970, 1975)
 Punt Return 1 (1966, 1970, 1975)

Fewest TDs Allowed By:
 Rushing 8 (1972)
 9 (1979)
 5 (1973)

Most PATs Scored
 Season 43 (1972 and 1974)
 Game 7 (11-12-72 vs. New Eng)

Most PATs, Opponent
 Season 47 (1967)
 Game 7 (9-18-66 at Buffalo)

Most FGs Scored
 Season 28 (1971)
 Game 5 (9-26-71 at Buffalo)

Score by Quarters, Dolphins
 1st — 21 (12-20-70 vs. Buffalo)
 21 (10-2-77 vs. Houston)

2nd — 28 (12-17-67 vs. Boston)
 24 (10-23-77 vs. Seattle)
 24 (10-29-78 vs. Baltimore)
 21 (11-3-74 vs. Atlanta)
 21 (9-12-83 vs NY Jets)
 21 (9-30-73 vs. New England)
 21 (9-29-74 at San Diego)

Score by Quarters, Opponents

1st — 24 (9-28-68 vs. Kansas City)
 24 (1-2-82 vs. San Diego)
 27 (9-18-66 at Buffalo)
 17 (12-23-67 vs. Houston)
 28 (10-2-66 at San Diego)

Score by Halves, Dolphins
 1st — 35 (12-17-67 vs. Boston)
 31 (12-20-70 vs. Buffalo)

2nd — 28 (12-10-67 vs. San Diego)
 28 (12-5-76 vs. Buffalo)
 28 (9-23-79 vs. Chicago)

Score by Halves, Opponents
 1st — 48 (9-18-66 at Buffalo)
 38 (10-2-66 at San Diego)
 31 (10-3-76 vs. Los Angeles)

Score by Quarters, Both Teams
 1st — 27 (9-28-68 vs. Kansas City)
 Kansas City 24, Miami 3
 34 (9-18-66 at Buffalo)

2nd — 34 Buffalo 27, Miami 7
 28 (12-10-67 vs. San Diego)
 35 (11-17-74 vs. Buffalo)
 35 Buffalo 21, Miami 14

Score by Halves, Both Teams
 1st — 58 (9-18-66 at Buffalo)
 Buffalo 48, Miami 10
 44 (9-30-73 vs. New England)
 Miami 24, New England 20

FIRST DOWNS

Most First Downs
 Season 306 (1981)
 Game 34 (11-24-77 at St. Louis)
 30 (9-24-72 vs. Houston)

Most First Downs Allowed
 Season 309 (1980)
 Game 34 (1-2-82 vs. San Diego)

Most First Downs, Both Teams
 Season 602 (1981)
 Game 59 (1-2-82 vs. San Diego)

Fewest First Downs
 Season 200 (1966)
 Game 7 (10-3-70 vs. Oakland)
 8 (9-24-67 vs. Kansas City)
 8 (10-12-80 at New Eng)

Fewest First Downs Allowed
 Season 186 (1972)
 Game 4 (11-11-73 vs. Baltimore)
 5 (9-2-79 at Buffalo)
 7 (9-24-72 vs. Houston)

Most First Downs By:
 Rushing 170 (1972)
 19 (10-29-72 vs. Baltimore)
 19 (11-24-77 at St. Louis)

19 (1981)
 Passing 157 (1981)
 21 (1-2-82 vs. San Diego)
 31 (1979)

6 (12-4-66 at Denver)
 6 (11-26-67 at Buffalo)

Fewest First Downs By:
 Rushing 65 (1967)
 0 (10-15-67 at Boston)

Passing 91 (1973)
 2 (10-15-73 at Cleveland)
 2 (10-24-71 at NY Jets)
 13 (1973)

Most First Downs Allowed By:
 Rushing 124 (1981)
 120 (1978)

17 (12-11-76 vs. Minnesota)
 16 (11-14-76 at Pittsburgh)
 160 (1981)
 156 (1978)

21 (1-2-82 vs. San Diego)
 Penalty 22 (1978)
 21 (1967)

5 (12-17-67 vs. Boston)
Fewest First Downs Allowed By:
 Rushing 66 (1969)

0 (10-13-74 at Washington)
 0 (12-20-70 vs. Buffalo)
 78 (1973)

0 (12-8-68 vs. Boston)
 1 (11-5-79 vs. Houston)
 1 (12-12-82 vs N E)
 2 (three times)
 Penalty 8 (1973 and 1974)

TOTAL YARDS

Most Net Yards Gained	
Season	5322 (1981)
Game	5036 (1972)
529	(10-25-81 at Dallas)
503	(11-24-77 at St. Louis)
501	(12-3-72 at New Eng.)
Playoffs	472 (1-2-82 vs. San Diego)
Most Net Yards, Both Teams	
Season	10685 (1981)
Game	10004 (1976)
1036	(1-2-82 vs. San Diego)
995	(10-25-81 at Dallas)
942	(9-27-81 at Baltimore)
Fewest Net Yards Gained	
Season	3458 (1966)
Game	88 (10-12-80 at New Eng.)
111	(9-6-66 vs. NY Jets)
124	(9-24-67 vs. Kans. City)
Most Net Yards Allowed	
Season	5363 (1981)
Game	5224 (1980)
593	(10-3-76 vs. Los Angeles)
564	(1-2-82 vs. San Diego)
546	(10-4-81 vs. NY Jets)
Fewest Net Yards Allowed	
Season	3281 (1973)
Game	76 (10-21-73 vs. Buffalo)
118	(10-16-66 vs. Denver)
121	(9-2-79 at Buffalo)
132	(11-11-73 vs. Baltimore)

RUSHING

Most Yards Rushing	
Season	2960 (1972)
Game	2521 (1973)
315	(11-11-73 vs. Baltimore)
304	(12-3-72 at New Eng.)
302	(11-7-71 vs. Buffalo)
301	(9-30-73 vs. New Eng.)
Most Yards Rushing, Both Teams	
Season	4627 (1978)
Game	4529 (1976)
487	(12-5-76 vs. Buffalo)
444	(9-30-73 vs. New Eng.)
Fewest Yards Rushing	
Season	1323 (1967)
Game	23 (9-24-67 vs. Kans. City)
25	(12-11-77 at New Eng.)
25	(12-30-79 at Pittsburgh)
Most Yards Rushing Allowed	
Season	2411 (1976)
Game	2261 (1978)
279	(12-3-67 at Houston)
278	(9-19-76 at New Eng.)
269	(12-5-76 vs. Buffalo)
Fewest Yards Rushing Allowed	
Season	1453 (1970)
Game	16 (9-2-66 vs. Oakland)
26	(10-13-74 at Washington)
29	(11-16-80 vs. San Fran.)
35	(10-17-71 vs. New Eng.)
Most Attempts Rushing	
Season	613 (1972)
Game	58 (10-5-75 at Green Bay)
56	(9-12-82 at N.Y. Jets)
55	(11-24-77 at St. Louis)
Fewest Attempts Rushing	
Season	326 (1967)
Game	16 (12-3-67 at Houston)
18	(10-12-81 at Buffalo)
Most Attempts Opponent	
Season	543 (1978)
Game	525 (1976)
51	(three times)

PASSING

Most Net Yards Passing	
Season	3149 (1981)
Game	394 (1-2-82 vs. San Diego)
381	(10-25-81 at Dallas)
327	(11-20-78 at Houston)
Fewest Net Yards Passing	
Season	1582 (1973)
Game	22 (11-23-69 vs. Houston)
26	(12-30-73 vs. Oakland)
27	(10-12-80 at New Eng.)
Most Net Yards Passing Allowed	
Season	3331 (1981)
Game	427 (10-1-67 at NY Jets)
426	(10-3-76 vs. Los Angeles)
415	(1-2-82 vs. San Diego)

Fewest Net Yards Passing Allowed

Season	1290 (1973)
Game	1 (10-21-73 vs. Buffalo)
11	(11-5-79 vs. Houston)
13	(12-12-82 vs. N.E.)
20	(11-11-73 vs. Baltimore)
24	(10-22-72 vs. Buffalo)
Most Gross Yards Passing	
Season	3385 (1981)
Game	423 (1-2-82 vs. San Diego)
408	(10-25-81 at Dallas)
349	(11-20-78 at Houston)
Fewest Gross Yards Passing	
Season	1675 (1973)
Game	34 (12-30-73 vs. Oakland)
51	(10-15-73 at Cleveland)
Most Gross Yards Passing Allowed	
Season	3645 (1981)
Game	440 (10-1-67 at NY Jets)
436	(10-3-76 vs. Los Angeles)
433	(1-2-82 vs. San Diego)
Fewest Gross Yards Passing Allowed	
Season	1604 (1973)
Game	2029 (1972)
13	(12-12-82 vs. N.E.)
25	(11-5-79 vs. Houston)
35	(12-9-73 at Baltimore)
45	(10-22-72 vs. Buffalo)
Most Pass Attempts	
Season	498 (1981)
Game	52 (11-27-66 vs. New Eng.)
48	(1-2-82 vs. San Diego)
Fewest Pass Attempts	
Season	256 (1973)
Game	6 (12-30-73 vs. Oakland)
7	(1-13-74 vs. Minnesota)
Most Pass Attempts Opponent	
Season	509 (1981)
Game	54 (1-2-82 vs. San Diego)
46	(twice)
Fewest Pass Attempts Opponent	
Season	320 (1973)
Game	5 (12-12-82 vs. N.E.)
Most Pass Completions	
Season	271 (1981)
Game	31 (1-2-82 vs. San Diego)
26	(four times)
Fewest Pass Completions	
Season	133 (1973)
Game	3 (10-15-73 at Cleveland)
3	(12-30-73 vs. Oakland)
Most Completions Opponent	
Season	297 (1981)
Game	33 (1-2-82 vs. San Diego)
32	(11-16-80 vs. San Fran.)
Fewest Completions Opponent	
Season	151 (1973)
Game	2 (12-12-82 at New Eng.)
2	(11-9-69 at New Eng.)
4	(11-14-76 at Pittsburgh)
Dolphin Defense, Most QB Sacks	
Season	45 (1973) 314 yards
41	(1978) 343 yards
9-59	(10-21-73 vs. Buffalo)
8-61	(9-20-81 at Houston)
7-52	(10-17-71 vs. New Eng.)
7-52	(11-11-79 vs. Baltimore)
Opponent Defenses, Most QB Sacks	
Season	53 (1969) 481 yards
52	(1968) 441 yards
8-83	(11-16-69 at Buffalo)
8-80	(9-20-70 at New Eng.)
7-61	(9-9-66 vs. NY Jets)

INTERCEPTIONS

Most Interceptions, Dolphins	
Season	32 (1978) 458 yards
31	(1966) 522 yards
6	(12-3-73 vs. Pittsburgh)
6	(10-19-75 at NY Jets)
6	(9-10-78 at Baltimore)
6	(11-21-82 at Buffalo)
Fewest Interceptions, Dolphins	
Season	11 (1976) 144 yards
15	(1977) 124 yards
Most Interceptions, Opponent	
Season	32 (1966) 370 yards
29	(1969) 596 yards
6	(11-13-66 at Kans. City)
Fewest Interceptions, Opponent	
Season	10 (1971) 166 yards
12	(1973) 190 yards
12	(1972) 249 yards

PENALTIES

Most Dolphin Penalties	
Season	79 (1979) 651 yards
Game	11 (10-3-70 vs. Oakland)
11	(12-3-72 vs. New Eng.)
Most Yards Penalties, Dolphins	
Season	834 (1970) on 77
Game	135 (10-3-70 vs. Oakland)
126	(11-30-69 vs. New Eng.)
117	(11-1-70 at Baltimore)
Most Opponent Penalties	
Season	108 (1980) 923 yards
Game	15 (10-11-69 vs. San Diego)
12	(9-12-82 vs. Jets)
12	(9-21-68 vs. Oakland)
Most Yards Penalized, Opponent	
Season	923 (1980) on 108
Game	156 (9-20-69 at Oakland)
144	(11-5-67 at Buffalo)
97	(12-27-82 vs. Buffalo)
Fewest Dolphins Penalties	
Season	48 (1968) 485 yards
Game	0 (12-23-67 vs. Houston)
0	(12-8-68 vs. New Eng.)
Fewest Yards Penalized, Dolphins	
Season	416 (1973) on 52
Game	0 (twice as listed)
Fewest Opponent Penalties	
Season	59 (1967) 691 yards
Game	1 (six times)
Fewest Yds Penalized, Opponent	
Season	525 (1974) on 67
Game	5 (four times)

Both Teams, Most Yards Penalized	
Season	1538 (1970) on 145
Game	230 (10-3-70 vs. Oakland)
227	(11-30-69 vs. New Eng.)

Both Teams, Most Penalties	
Season	186 (1979) 1485 yards
Game	20 (9-12-82 vs. Jets)
19	(10-2-66 vs. San Diego)
19	(9-21-68 v. Oakland)
19	(12-27-82 vs. Buffalo)

Both Teams, Fewest Penalties	
Season	112 (1967) 1181 yards
Game	2 (11-11-73 vs. Baltimore)
2	(12-23-67 vs. Houston)
2	(12-12-82 vs. N.E.)

Both Teams, Fewest Yards Penalized	
Season	1032 (1973) on 113
Game	10 (11-11-73 vs. Baltimore)
10	(12-12-82 vs. N.E.)
20	(12-8-66 vs. New Eng.)

PUNTING

Most Dolphin Punts	
Season	85 (1969)
Game	10 (10-12-80 at New Eng.)
10	(9-9-66 vs. NY Jets)
Most Punt Yards, Dolphins	
Season	3451 (1969) 40.6 avg.
Game	483 (9-9-66 vs. NY Jets)
445	(10-12-80 at New Eng.)

Most Opponent Punts	
Season	87 (1981)
Game	11 (11-11-73 vs. Baltimore)
Most Punt Yards, Opponent	
Season	3565 (1981) 41.0 avg.
Game	413 (11-15-81 vs. Oakland)
Highest Dolphin Average	
Season	42.3 (1973) 48 punts
x-Game	52.0 (10-7-73 vs. NY Jets)
Highest Opponent Average	
Season	44.1 (1969) 80 punts
x-Game	55.5 (9-28-68 vs. Kans. City)
x-minimum	4 punts

PUNT RETURNS

Most Punt Returns	
Season	46 (1974)
Game	7 (10-19-69 at Kans. City)
Most Punt Return Yards	
Season	520 (1974)
Game	123 (10-19-69 at Kans. City)
115	(12-5-76 vs. Buffalo)
Most Punt Returns, Opponent	
Season	45 (1981) 286 yards
Game	8 (9-9-66 vs. NY Jets)
Most Punt Return Yds., Opponent	
Season	373 (1975) 34 returns
Game	115 (10-12-80 at New Eng.)
110	(11-1-70 at Baltimore)

KICKOFF RETURNS

Most Kickoff Returns	
Season	67 (1967) 1443 yards
Game	9 (9-18-66 at Buffalo)
Most Kickoff Return Yards	
Season	1507 (1966) 65 returns
Game	245 (12-5-71 at New Eng.)
229	(11-13-66 at Kans. City)
Most Kickoff Returns, Opponent	
Season	70 (1978) 1459 yards
69	(1979) 1518 yards
Game	9 (11-24-77 at St. Louis)
Most Kickoff Return Yds., Opponent	
Season	1549 (1975) 65 returns
Game	207 (9-17-67 vs. Denver)
200	(11-24-77 at St. Louis)

FUMBLES

Most Fumbles	
Season	36 (1967)
Game	5 (six times)
Most Fumbles Lost	
Season	16 (1967, 1973 and 1980)
Game	5-4 (11-5-70 vs. New Orleans)
4-4	(9-19-71 at Denver)
Most Opponent Fumbles	
Season	38 (1971)
Game	7 (11-7-71 vs. Buffalo)
7	(9-18-77 at Buffalo)
Most Opponent Fumbles Lost	
Season	21 (1971 and 1978) of 37
Game	4-4 (10-18-70 at Buffalo)
4-4	(12-10-72 at NY Giants)
4-4	(9-26-76 vs. NY Jets)
4-4	(11-29-79 vs. New Eng.)



"CONSECUTIVE" RECORDS

(Includes Playoff Games)

INDIVIDUAL

Pro Bowl Appearances	6	Jim Langer (1973-78)
Games Played	139	Garó Yepremian (1970-78)
	134	Jim Langer (1970-79)
Games Started	117	Jim Langer (1972, 1st to 1979, 9th)
	102	Norm Evans (1969, 3rd, to 1975, 9th)
Games, Scoring Points	133	Garó Yepremian (8th in 1970 to 17th in 1978)
Games, Scoring Touchdown	6	Paul Warfield (1971, 4th to 9th)
Games, Scoring Field Goal	15	Garó Yepremian (1971, 1st to 15th)
Games, Rushing Touchdown	5	Mercury Morris (1972, 6th to 10th)
	5	Don Nottingham (1975, 2nd to 6th)
Games, Passing Touchdown	9	Bob Griese (1968, 7th to 14th; 1969, 1st)
	9	David Woodley (1980, 10th to 16th; 1981, 1st to 2nd)
Games, Receiving Touchdown	6	Paul Warfield (1971, 4th to 9th)
Games, No Passes Intercepted	4	Bob Griese (1971, 5th to 8th)
Games, Pass Reception	37	Nat Moore (1974, 3rd, to 1977, 2nd) (injured for 13th in 1974, 10th to 14th in 1976)
Games, Interceptions	5	Dick Westmoreland (1967, 9th to 13th)
Seasons, Rushing 1,000 Yards	3	Larry Csonka (1971, 1972, 1973)
Points After Touchdown	125	Garó Yepremian (1972, 7th to 1974, 15th)
Field Goals Made	16	Garó Yepremian (1978, 8th to 16th)
	15	Garó Yepremian (1974, 12th, to 1975, 7th)
Passes, None Intercepted	122	Bob Griese (1967, 10th to 14th)
Pass Completions	13	Earl Morrall (12-1-75 vs. New England)
	12	Don Strock (1-2-82 vs. San Diego)

TEAM

Wins, All Games	18	(all of 1972; 1973, 1st)
Wins, Regular Season	16	(1971, 14th; all of 1972; 1973, 1st)
Wins, Preseason	11	(1975, 5th and 6th; all of 1976; 1977, 1st to 3rd)
Losses, Regular Season	8	(1967, 3rd to 10th)
Wins, Home Games	31	(Oct. 17, 1971 to Dec. 15, 1974)
Wins, Road Games	9	(all of 1972)
Losses, Home Games	4	(Dec. 23, 1967 to Sept. 28, 1968)
Series Games, Dolphins Wins	20	Buffalo (1970 to 1979)
Series Games, Dolphin Losses	8	New York Jets (1966 to 1969)
Quarters, Opponent Scoreless	13	(1973, 8th to 11th)
Quarters, Dolphins Scoreless	11	(1970, 6th to 8th)

OPPONENTS RECORDS

SINGLE-GAME, TEAM

First Downs	34	San Diego (1-2-82 at Miami) 10, 21, 3
	32	New York Jets (10-4-81 at Miami) 13, 16, 3
	28	San Diego (11-3-68 at San Diego) 14, 14, 0
	27	New England (12-17-67 at Miami)
	27	Baltimore (11-25-79 at Baltimore) 6, 18, 3
By Rushing	24	Washington (1-30-83 at Pasadena)
	17	Minnesota (12-11-76 at Miami)
	16	Pittsburgh (11-14-76 at Pittsburgh)
By Passing	21	San Diego (1-2-82 at Miami)
	18	Buffalo (12-17-77 at Miami)
	18	Baltimore (11-25-79 at Baltimore)
By Penalty	5	New England (12-17-67 at Miami)
Rushing Yards	279	Houston (12-3-67 at Houston) 49 attempts
	278	New England (9-19-76 at New England) 51 attempts
	276	Washington (1-30-83 at Pasadena)
	269	Buffalo (12-5-76 at Miami) 42 attempts
	265	Houston (11-20-78 at Houston) 42 attempts
	258	Pittsburgh (11-14-76 at Pittsburgh) 48 attempts
	252	Kansas City (9-24-67 at Miami) 43 attempts
	252	Dallas (1-16-72 at New Orleans) 48 attempts
Attempts	52	Washington (1-30-83 at Pasadena) 276 yards
	51	Baltimore (12-9-73 at Baltimore) 166 yards
	51	New England (9-19-76 at New England) 278 yards
	51	New England (12-11-77 at New England) 177 yards
	51	New York Jets (10-4-81 at Miami) 242 yards
Touchdowns	4	Buffalo (9-18-66 at Buffalo)
	4	Baltimore (11-23-75 at Miami)
	4	New England (10-22-78 at New England)
	4	Houston (11-20-78 at Houston)
Net Passing Yards	427	New York Jets (10-1-67 at New York) 440 gross
	426	Los Angeles (10-3-76 at Miami) 436 gross
	415	San Diego (1-2-82 at Miami) 433 gross
	351	New England (11-8-81 at New England) 355 gross
	348	Baltimore (9-27-81 at Baltimore) 357 gross
Attempts	54	San Diego (1-2-82 at Miami) 33 completions
	46	Buffalo (11-6-66 at Miami) 16 completions
	46	Seattle (9-9-79 at Miami) 21 completions
Completions	33	San Diego (1-2-82 at Miami) 54 attempts
	32	San Francisco (11-16-80 at Miami) 45 attempts
	28	New York Jets (10-4-81 at Miami) 39 attempts
Touchdowns	5	Kansas City (10-8-67 at Kansas City)
	5	New England (10-15-67 at Boston)
	5	New York Jets (12-1-68 at New York)
Total Yards	593	Los Angeles (10-3-76 at Miami) 167-426
	564	San Diego (1-2-82 at Miami) 149-415
	546	New York Jets (10-4-81 at Miami) 242-304
	542	Oakland (9-21-68 at Miami) 213-329
	514	Baltimore (9-27-81 at Baltimore) 166-348
Interceptions	6	Kansas City (11-13-66 at Kansas City) 28 yards
Return Yards	138	Oakland (9-21-68 at Miami) on 5
Punt Returns	8	New York Jets (9-9-66 at Miami) 80 yards
Return Yards	115	New England (10-12-80 at New England) 7 returns
	110	Baltimore (11-1-70 at Baltimore) 3 returns

Kickoff Returns

9 St. Louis (11-24-77 at St. Louis) 200 yards

Return Yards

207 Denver (9-17-67 at Miami) 6 returns

200 St. Louis (11-24-77 at St. Louis) 9 returns

Penalties

15 San Diego (10-11-69 at San Diego) 96 yards

12 Oakland (9-20-69 at Oakland) 156 yards

Yards Penalized

156 Oakland (9-20-69 at Oakland) on 12

144 Buffalo (11-5-67 at Buffalo) on 10

Total Points

73 N.Y. Jets (9-12-82) 10TD

58 Buffalo (9-18-66 at Buffalo) 8 TD

48 Kansas City (9-28-68 at Miami) 6 TD

47 Oakland (9-21-68 at Miami) 6 TD

OPPONENTS LONGEST PLAYS**Run From Scrimmage**

81t Earl Campbell, Houston (11-20-78 at Houston)

80t Carl Garrett, New England (11-9-69 at New England)

76t Robert Holmes, Kansas City (9-28-68 at Miami)

75t O.J. Simpson, Buffalo (12-5-76 at Miami)

64t Lydell Mitchell, Baltimore (10-9-77 at Baltimore)

64 Hoyle Granger, Houston (12-23-67 at Miami)

59t Henry Marshall, Kansas City (10-17-76 at Miami)

56t Don Woods, San Diego (9-29-74 at San Diego)

54t Paul Robinson, Cincinnati (11-17-68 at Miami)

53 Chuck Muncie, New Orleans (11-20-80 at Miami)

Pass Play

93t Mike Livingston to Otis Taylor, 79 yards; lateral to Robert Holmes, Kansas City (10-19-69 at Kans. City)

92t Joe Ferguson to Frank Lewis, 9-17-78 vs. NY Jets

89t Joe Namath to Richard Caster, 10-7-74 vs. NY Jets

89t Len Dawson to Otis Taylor, 11-14-66 at Kansas City

82t Daryle Lamonica to Rod Sherman, 12-27-70 at Oakland

82t Dan Pastorini to Charlie Joiner, 9-24-72 vs. Houston

80t Sam Wyche to Bob Trumpy, 11-17-68 at Cincinnati

79t Max Choboian to Charlie Mitchell, 12-4-66 at Denver

78t David Whitehurst to Paul Coffman, 10-28-79 vs. Green Bay

76t Steve Grogan to Stanley Morgan, 11-8-81 at New England

Interception Return

76t Dave Grayson, Oakland (Bob Griese), 9-20-69 at Oakland

71t Darrol Ray, NY Jets (David Woodley), 12-20-80 at Miami

66t Ken Houston, Houston (Bob Griese), 9-15-68 at Miami

65t Kenny Graham, S. Diego (Bob Griese), 10-11-69 at S. Diego

60t Butch Byrd, Buffalo (Rick Norton), 9-18-66 at Buffalo

58t Bobby Jackson, NY Jets (Bob Griese), 9-30-79 at New York

Punt Return

83t Billy Johnson, Houston (11-16-75 at Houston)

80t Ron Gardin, Baltimore (11-1-70 at Baltimore)

72t Butch Byrd, Buffalo (9-18-66 at Buffalo)

56t Wes Chandler, San Diego (1-2-82 at Miami)

Kickoff Return

102t Harold Hart, Oakland (9-22-75 at Miami)

99t Jim Duncan, Baltimore (11-1-70 at Baltimore)

96t Emerson Boozer, NY Jets (11-20-66 at New York)

Fumble Recovery

58t Rick Redman, San Diego (Dick Wood), 10-2-66 at San Diego

58 Randy McClanahan, Buffalo (Bob Griese), 11-12-79 at Buffalo

49t Mike Bass, Washington (Gar Yepremian), 1-14-73 at L.A.

42t Dave Washington, Buffalo (Mercury Morris) 11-17-74 at Miami

Blocked Field Goal

76t Charles Romes (9-2-79 at Buffalo), Uwe von Schamann

Field Goal

52 Jan Stenereud, Kansas City (9-28-68 at Miami)

51 Charlie Gogolak, New England (10-17-71 at Miami)

51 Bruce Alford, Buffalo (10-12-68 at Miami)

50 John Leyboldt, Buffalo (10-21-73 at Miami)

Punt

70 Bob Scarpitto, Denver (10-16-66 at Miami)

**OPPONENTS RECORDS
SINGLE-GAME, INDIVIDUAL****Rushing Yards**

203 O.J. Simpson, Buffalo (12-5-76 at Miami) 24 att.

199 Earl Campbell, Houston (11-20-78 at Houston) 28 att.

166 John Riggins (1-30-83 at Pasadena) 38 att.

164 Jim Nance, Boston (12-17-67 at Miami) 24 att.

160 Hoyle Granger, Houston (12-23-67 at Miami) 21 att.

151 Dick Post, San Diego (11-3-68 at San Diego) 21 att.

142 Lydell Mitchell, Baltimore (10-9-77 at Baltimore) 17 att.

141 Woody Campbell, Houston (12-3-67 at Houston) 18 att.

Attempts

38 John Riggins, Washington (1-30-83 at Pasadena) 166 yards.

35 Lydell Mitchell (12-9-73 at Baltimore) 104 yds.

30 Lydell Mitchell (12-15-75 at Baltimore) 85 yds.

Touchdowns

4 Earl Campbell, Houston (11-20-78 at Houston)

3 Paul Robinson, Cincinnati (11-17-68 at Cincinnati)

3 Don McCauley, Baltimore (11-23-75 at Miami)

Passing Yards

436 James Harris, Los Angeles (10-3-76 at Miami) 17-29-1

433 Dan Fouts, San Diego (1-2-82 at Miami) 33-53-1

415 Joe Namath, NY Jets (10-1-67 at New York) 23-39-1

358 Brian Sipe, Cleveland (11-18-79 at Cleveland) 23-42-0

358 Dennis Shaw, Buffalo (10-18-70 at Buffalo) 24-32-2

357 Bert Jones, Baltimore (9-27-81 at Baltimore) 20-27-1

354 Danny White, Dallas (10-25-81 at Dallas) 22-32-1

Attempts

53 Dan Fouts, San Diego (1-2-82 at Miami) 33 comp.

45 Jim Zorn, Seattle (9-9-79 at Miami) 21 comp.

43 Daryle Lamonica, Oakland (10-4-69 at Miami) 19 comp.

Completions

33 Dan Fouts, San Diego (1-2-82 at Miami) 53 attempts

29 Steve DeBerg, San Francisco (11-16-80 at Miami) 41 att.

(includes record 15 consecutive completions)

28 Richard Todd, NY Jets (10-4-81 at Miami) 39 attempts

26 Sonny Jurgensen, Washington (10-13-74 at Wash.) 39 att.

Had Intercepted

6 Joe Namath, NY Jets (10-19-75 at NY) 8-24-6

5 Mike Phipps, Cleveland (12-24-72 at Miami) 9-23-5

5 Bill Troup, Baltimore (9-10-78 at Baltimore) 15-33-5

5 Ken Stabler, Oakland (12-10-79 at Miami) 23-36-5

5 Dan Fouts, San Diego (1-16-83 at Miami) 15-34-5

5 Richard Todd, N.Y. Jets (1-23-83) 15-37-5

Touchdowns

5 Len Dawson, Kansas City (10-8-67 at KC) 13-23 250 yds.

5 Babe Parilli, Boston (10-15-67 at Boston) 16-20 281 yds.

4 Steve Tensi, San Diego (10-2-66 at San Diego) 9-12 223 yds.

4 Bert Jones, Baltimore (10-9-77 at Baltimore) 18-30 205 yds.

4 Richard Todd, NY Jets (10-4-81 at Miami) 28-39 310 yds.

Receiving Yards

220 Ron Jessie, Los Angeles (10-3-76 at Miami) 7 catch

182 Stanley Morgan, New England (11-8-81 at NE) 5 catch

177 Reggie Rucker, Cleveland (11-18-79 at Cleveland) 9 catch

173 Theo Bell, Pittsburgh (11-30-80 at Pittsburgh) 4 catch

166 Kellen Winslow, San Diego (1-2-82 at Miami) 13 catch

Receptions

13 Kellen Winslow, San Diego (1-2-82 at Miami) 166 yds.

10 George Sauer, NY Jets (10-1-67 at NY) 120 yds.

10 Joe Washington, Baltimore (11-11-79 at Miami) 121 yds.

Touchdowns

3 Jim Whalen, Boston (10-15-67 at Boston) 6-134

3 Billy Cannon, Oakland (11-19-67 at Oakland) 6-99

3 Morris Owens, Tampa Bay (10-24-76 at Tampa) 6-88

3 Sammy White, Minnesota (12-11-76 at Miami) 7-120

Field Goals

5 Roy Gerela, Houston (9-28-69 at Houston) of 5

4 George Blanda, Oakland (9-23-73 at Oakland) of 4

4 Rick Danmeier, Minnesota (9-16-79 at Minnesota) of 4

Interceptions

3 Clarence Duren, San Diego (10-30-77 at Miami) 45 yds.

3 Jeff Nixon, Buffalo (9-7-80 at Buffalo) 31 yds.

Kickoff Return yards

185 Floyd Little, Denver (9-17-67 at Miami) on 5, long 59

159 Harold Hart, Oakland (9-22-75 at Miami) on 3, long 102t


Punt Return Yards

110 Ron Gardin, Baltimore (11-1-70 at Baltimore) 3 returns

DOLPHINS DEFENSE YEAR-BY-YEAR

Year	Plays	First Downs	Rush Yards	Pass Yards	Total Yards	Total Points
1966	857	237	1510	3101	4611	362
1967	843	269	2145	2835	4980	407
1968	808	240	2172	2712	4884	355
1969	851	206	1489	2637	4126	332
1970	808	226	1453*	2551	4004	228
1971	800	214	1661	2000	3661	174
1972	770*	186*	1548	1749	3297	171
1973	878	195	1991	1290*	3281*	150*
1974	807	208	1624	2182	3806	216
1975	858	224	1768	2021	3789	222
1976	892	268	2411	2670	5081	264
1977	901	227	1749	2233	3982	197
1978	1021	298	2261	2908	5169	254
1979	938	238	1702	2737	4439	257
1980	1062	309	2018	3206	5224	305
1981	1039	296	2032	3331	5363	275
1982	548	147	1285	1027	2312	131

*Team Record for 14-game season (1966-77)



DOLPHINS OFFENSE YEAR-BY-YEAR

Year	Plays	First Downs	Rush Yards	Pass Yards	Total Yards	Total Points
1966	884	200	1410	2048	3458	213
1967	847	212	1323	2336	3659	219
1968	892	247	1704	2402*	4106	276
1969	878	224	1513	2077	3590	233
1970	827	228	2082	1957	4039	297
1971	804	232	2429	1983	4412	315
1972	893	291*	2960*	2076*	5036*	385*
1973	776	215	2521	1582	4103	343
1974	884	272	2191	2084	4275	327
1975	896*	266	2500	2009	4509	357
1976	874	267	2118	2268	4386	263
1977	866	267	2366	1961	4327	313
1978	954	270	2366	2469	4835	372
1979	1006	297	2187	2763	4950	341
1980	1015	284	1876	2688	4564	266
1981	1063	306	2173	3149	5322	345
1982	582	165	1344	1314	2658	198

*Team Record for 14-game season (1966-77)

ATTENDANCE

PAID, REGULAR SEASON

Year	Home Total	Home Average	Road Total	Road Average	All Paid
1966	178,855	25,551	237,430	33,918	416,285
1967	189,840	27,120	239,175	34,167	429,105
1968	209,741	29,963	237,849	33,978	447,590
1969	*226,348	32,335	264,191	37,741	490,539
1970	413,422	59,060	334,422	47,774	747,844
1971	464,658	66,380	403,174	57,596	867,832
1972	544,162	77,737	414,056	59,151	958,218
1973	551,000	78,714	474,400	67,771	1,025,400
1974	537,418	76,774	405,068	57,867	942,486
1975	487,758	69,680	421,918	60,274	909,676
1976	400,109	57,158	426,552	60,936	826,661
1977	369,118	52,731	404,029	57,718	773,147
1978	488,068	61,009	433,205	54,151	921,273
1979	498,080	62,260	495,856	61,982	993,936
1980	422,213	52,777	463,182	57,898	885,395
1981	512,645	64,081	464,333	58,042	976,978
1982	243,095	60,774	235,044	47,008	478,139

14 games (7 & 7) from 1966 to 1977, 16 games (8 & 8) from 1978 to 1981 and 9 games (4&5) in 1982.

*includes game at Tampa (27,179)

ACTUAL, REGULAR SEASON

Year	Home Total	Home Average	Road Total	Road Average	All Actual
1966	182,428	26,061	243,269	34,753	425,697
1967	202,849	28,978	255,143	36,449	457,992
1968	215,980	30,854	252,291	36,042	468,271
1969	242,815	34,688	269,520	38,503	512,335
1970	440,141	62,877	348,918	49,845	789,059
1971	454,388	64,913	413,194	59,028	867,582
1972	532,005	76,001	421,503	60,215	953,508
1973	442,482	63,212	437,631	62,519	880,113
1974	457,768	65,395	398,968	56,995	856,736
1975	453,353	64,765	401,222	57,317	854,575
1976	358,817	51,260	414,553	59,222	773,370
1977	339,698	48,528	383,253	54,750	722,951
1978	465,251	58,156	421,856	52,732	887,107
1979	455,137	56,892	475,116	59,390	930,253
1980	384,829	48,104	439,024	54,878	823,853
1981	489,292	61,161	459,962	57,495	949,254
1982	238,951	59,738	216,948	43,390	455,899

14 games (7 & 7) from 1966 to 1977, 16 games (8 & 8) from 1978 to 1981 and 9 games (4&5) in 1982.

SEASON TICKETS, PRESEASON PAID

Year	Season Tickets	Preseason Paid Home	Preseason Paid Road	Preseason Paid Total
1966	12,503	1- 36,366		
1967	13,050	2- 86,692		
1968	14,924	3-145,257		
1969	17,478	3-140,514		
1970	26,161	4-246,176		
1971	44,834	4-237,753	2- 92,344	6-330,097
1972	69,303	3-222,821	3-161,100	6-383,921
1973	74,961	4-313,411	2-104,550	6-417,961
1974	67,322	3-193,442	3-157,681	6-351,123
1975	49,026	4-213,186	2-107,190	6-320,376
1976	44,494	2-103,338	4-227,598	6-329,936
1977	34,838	2- 81,517	4-218,777	6-300,294
1978	41,456	2- 97,461	*3-142,278	5-239,739
1979	41,140	2- 94,095	2-118,327	4-212,422
1980	38,385	2- 83,331	2-115,230	4-198,561
1981	37,574	2- 82,792	2-102,272	4-185,064
1982	39,208	2- 78,214	2-115,581	4-193,795

*includes 18,355 in Hall of Fame game at Canton, Ohio

PRESS INFORMATION

Certified newspaper, radio and television representatives should address all requests for working press credentials to:

Public Relations Director

Miami Dolphins, 4770 Biscayne Boulevard, Miami 33137

The Press Gate is located between Gates 9 and 10 on the south side of the Orange Bowl, and access to press parking is NW Third Street at 15th Avenue. Credentials are left with an attendant at the Press Gate two hours before kickoff. Requests for press parking should be made to the Stadium Manager's office at 305-579-6971.

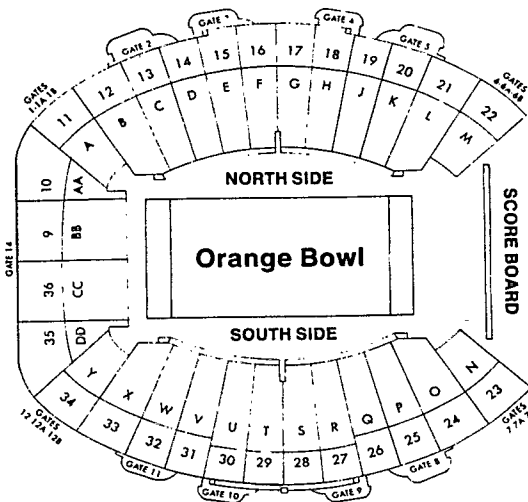
On Level 5 of the pressbox are located the radio booth for the visiting team and the position for coaches' films.

ORANGE BOWL STADIUM

The Orange Bowl has a seating capacity of 75,195 but can be expanded to more than 80,000 seats for the Super Bowl with the addition of bleachers in the east end zone. Five of the first 13 Super Bowls were played in Miami.

Prescription Athletic Turf was installed in March 1976 to replace the Poly-Turf of the previous six seasons.

The stadium was a Works Progress Administration project built in 1937 for \$325,000 with a seating capacity of 25,000. Some 12,000 bleacher seats were added in 1945, and in 1948, double-decking of the north and south stands boosted capacity to 60,000. Some 7,500 seats were added in 1949 with the sale of \$50 non-interest bonds, and capacity reached 68,000 in 1953. The west end zone was decked in 1968 to attain 75,000 seats, and from 1971 through 1976, bleachers in the east end zone (removed in 1977) gave a capacity of 80,045.



DOLPHIN HEADQUARTERS ON THE ROAD

Dallas	Summit Hotel	(214) 243-3363
Washington	Hyatt Arlington	(703) 841-9595
New York Giants	Sheraton Heights Hotel	(201) 288-6100
Buffalo	Buffalo Hilton	(716) 845-5100
L. A. Raiders	Hyatt Regency L.A.	(213) 641-5700
New Orleans	New Orleans Hilton	(504) 561-0500
New York Jets	La Guardia Marriott	(212) 565-8900
Baltimore	Baltimore Hilton Inn	(301) 653-1100
San Francisco	Hyatt Ricketys	(415) 493-8000
New England	Sheraton Mansfield Inn	(617) 339-9571
Houston	Stouffer's Greenway Plaza	(713) 629-1200

NATIONAL FOOTBALL LEAGUE

410 Park Avenue, New York, N.Y. 10022
Phone 212-758-1500

AMERICAN CONFERENCE

WESTERN
Denver
Kansas City
L.A. Raiders
San Diego
Seattle

EASTERN
Baltimore
Buffalo
Miami
New England
New York Jets

CENTRAL
Cincinnati
Cleveland
Houston
Pittsburgh

NATIONAL CONFERENCE

WESTERN
Atlanta
L.A. Rams
New Orleans
San Francisco

EASTERN
Dallas
New York Giants
Philadelphia
St. Louis
Washington

CENTRAL
Chicago
Detroit
Green Bay
Minnesota
Tampa Bay

1983 NFL SCHEDULE

(All times local)

SUNDAY, SEPTEMBER 4		L.A. Raiders at Denver	2:00
Atlanta at Chicago	12:00	L.A. Rams at N.Y. Jets	4:00
Baltimore at New England	1:00	New England at Pittsburgh	1:00
Denver at Pittsburgh	1:00	New Orleans at Dallas	12:00
Detroit at Tampa Bay	1:00	St. Louis at Philadelphia	1:00
Green Bay at Houston	12:00	Washington at Seattle	1:00
L.A. Raiders at Cincinnati	1:00	MONDAY, SEPTEMBER 26	
L.A. Rams at N.Y. Giants	1:00	Green Bay at N.Y. Giants	9:00
Miami at Buffalo	1:00	SUNDAY, OCTOBER 2	
Minnesota at Cleveland	1:00	Baltimore at Cincinnati	1:00
N.Y. Jets at San Diego	1:00	Dallas at Minnesota	12:00
Philadelphia at San Francisco	1:00	Denver at Chicago	12:00
St. Louis at New Orleans	12:00	Detroit at L.A. Rams	1:00
Seattle at Kansas City	12:00	Houston at Pittsburgh	1:00
MONDAY, SEPTEMBER 5		L.A. Raiders at Washington	1:00
Dallas at Washington	9:00	Miami at New Orleans	3:00
THURSDAY, SEPTEMBER 8		Philadelphia at Atlanta	1:00
San Francisco at Minnesota	7:30	St. Louis at Kansas City	3:00
SUNDAY, SEPTEMBER 11		San Diego at N.Y. Giants	4:00
Buffalo at Cincinnati	1:00	San Francisco at New England	1:00
Cleveland at Detroit	1:00	Seattle at Cleveland	1:00
Dallas at St. Louis	12:00	Tampa Bay at Green Bay	12:00
Denver at Baltimore	4:00	MONDAY, OCTOBER 3	
Houston at L.A. Raiders	1:00	N.Y. Jets at Buffalo	9:00
New England at Miami	4:00	SUNDAY, OCTOBER 9	
New Orleans at L.A. Rams	1:00	Buffalo at Miami	1:00
N.Y. Giants at Atlanta	1:00	Denver at Houston	12:00
Pittsburgh at Green Bay	12:00	Green Bay at Detroit	1:00
Seattle at N.Y. Jets	4:00	Kansas City at L.A. Raiders	1:00
Tampa Bay at Chicago	12:00	L.A. Ram at San Francisco	1:00
Washington at Philadelphia	1:00	Minnesota at Chicago	12:00
MONDAY, SEPTEMBER 12		New England at Baltimore	2:00
San Diego at Kansas City	8:00	New Orleans at Atlanta	1:00
THURSDAY, SEPTEMBER 15		N.Y. Jets at Cleveland	1:00
Cincinnati at Cleveland	8:30	Philadelphia at N.Y. Giants	4:00
SUNDAY, SEPTEMBER 18		Seattle at San Diego	1:00
Atlanta at Detroit	1:00	Tampa Bay at Dallas	3:00
Baltimore at Buffalo	1:00	Washington at St. Louis	12:00
Chicago at New Orleans	12:00	MONDAY, OCTOBER 10	
Kansas City at Washington	1:00	Pittsburgh at Cincinnati	9:00
L.A. Rams vs. Green Bay (at MiWi)	12:00	SUNDAY, OCTOBER 16	
Minnesota at Tampa Bay	4:00	Atlanta at L.A. Rams	1:00
N.Y. Giants at Dallas	3:00	Buffalo at Baltimore	2:00
N.Y. Jets at New England	1:00	Chicago at Detroit	1:00
Philadelphia at Denver	2:00	Cincinnati at Denver	2:00
Pittsburgh at Houston	12:00	Cleveland at Pittsburgh	1:00
San Diego at Seattle	1:00	Dallas at Philadelphia	4:00
San Francisco at St. Louis	12:00	Houston at Minnesota	12:00
MONDAY, SEPTEMBER 19		L.A. Raiders at Seattle	1:00
Miami at L.A. Raiders	6:00	Miami at N.Y. Jets	1:00
SUNDAY, SEPTEMBER 25		N.Y. Giants at Kansas City	3:00
Atlanta at San Francisco	1:00	St. Louis at Tampa Bay	1:00
Chicago at Baltimore	2:00	San Diego at New England	1:00
Cincinnati at Tampa Bay	1:00	San Francisco at New Orleans	12:00
Cleveland at San Diego	1:00	MONDAY, OCTOBER 17	
Detroit at Minnesota	12:00	Washington at Green Bay	8:00
Houston at Buffalo	1:00	SUNDAY, OCTOBER 23	
Kansas City at Miami	7:00	Atlanta at N.Y. Jets	1:00

Chicago at Philadelphia 1:00
 Cleveland at Cincinnati 1:00
 Detroit at Washington 1:00
 Kansas City at Houston 12:00
 L.A. Raiders at Dallas 8:00
Miami at Baltimore 2:00
 Minnesota at Green Bay 12:00
 New England at Buffalo 1:00
 New Orleans at Tampa Bay 4:00
 Pittsburgh at Seattle 1:00
 San Diego at Denver 2:00
 San Francisco at L.A. Rams 1:00

MONDAY, OCTOBER 24

N.Y. Giants at St. Louis 8:00

SUNDAY, OCTOBER 30

Baltimore at Philadelphia 1:00
 Dallas at N.Y. Giants 1:00
 Detroit at Chicago 12:00
 Green Bay at Cincinnati 4:00
 Houston at Cleveland 1:00
 Kansas City at Denver 2:00
L.A. Rams at Miami 1:00
 Minnesota at St. Louis 12:00
 New England at Atlanta 1:00
 New Orleans at Buffalo 1:00
 N.Y. Jets at San Francisco 1:00
 Seattle at L.A. Raiders 1:00
 Tampa Bay at Pittsburgh 1:00

MONDAY, OCTOBER 31

Washington at San Diego 6:00

SUNDAY, NOVEMBER 6

Atlanta at New Orleans 12:00
 Baltimore at N.Y. Jets 4:00
 Buffalo at New England 1:00
 Chicago at L.A. Rams 1:00
 Cincinnati at Houston 12:00
 Cleveland vs Green Bay (at Milw) 12:00
 Denver at Seattle 1:00
 L.A. Raiders at Kansas City 12:00
Miami at San Francisco 1:00
 Philadelphia at Dallas 12:00
 St. Louis at Washington 4:00
 San Diego at Pittsburgh 1:00
 Tampa Bay at Minnesota 12:00

MONDAY, NOVEMBER 7

N.Y. Giants at Detroit 9:00

SUNDAY, NOVEMBER 13

Buffalo at N.Y. Jets 1:00
 Cincinnati at Kansas City 12:00
 Dallas at San Diego 1:00
 Denver at L.A. Raiders 1:00
 Detroit at Houston 12:00
 Green Bay at Minnesota 12:00
Miami at New England 1:00
 New Orleans at San Francisco 1:00
 Philadelphia at Chicago 12:00
 Pittsburgh at Baltimore 2:00
 Seattle at St. Louis 12:00
 Tampa Bay at Cleveland 1:00
 Washington at N.Y. Giants 4:00

MONDAY, NOVEMBER 14

L.A. Rams at Atlanta 9:00

SUNDAY, NOVEMBER 20

Baltimore at Miami 1:00
 Chicago at Tampa Bay 1:00
 Cleveland at New England 1:00
 Detroit vs. Green Bay at Milw 12:00
 Houston at Cincinnati 1:00
 L.A. Raiders at Buffalo 1:00
 Kansas City at Dallas 3:00
 Minnesota at Pittsburgh 1:00
 N.Y. Giants at Philadelphia 1:00
 San Diego at St. Louis 12:00
 San Francisco at Atlanta 4:00
 Seattle at Denver 2:00

MONDAY, NOVEMBER 21

N.Y. Jets at New Orleans 8:00

THURSDAY, NOVEMBER 24

Pittsburgh at Detroit 12:30
 St. Louis at Dallas 3:00

SUNDAY, NOVEMBER 27

Baltimore at Cleveland 1:00
 Buffalo at L.A. Rams 1:00
 Denver at San Diego 1:00
 Green Bay at Atlanta 4:00
 Houston at Tampa Bay 1:00
 Kansas City at Seattle 1:00
 Minnesota at New Orleans 12:00
 New England at N.Y. Jets 1:00
 N.Y. Giants at L.A. Raiders 1:00
 Philadelphia at Washington 1:00
 San Francisco at Chicago 12:00

MONDAY, NOVEMBER 28

Cincinnati at Miami 9:00

THURSDAY, DECEMBER 1

L.A. Raiders at San Diego 6:00

SUNDAY, DECEMBER 4

Atlanta at Washington 1:00
 Buffalo at Kansas City 12:00
 Chicago at Green Bay 12:00
 Cincinnati at Pittsburgh 1:00
 Cleveland at Denver 2:00
 Dallas at Seattle 1:00
 L.A. Rams at Philadelphia 1:00
Miami at Houston 12:00
 New Orleans at New England 1:00
 N.Y. Jets at Baltimore 4:00
 St. Louis at N.Y. Giants 1:00
 Tampa Bay at San Francisco 1:00

MONDAY, DECEMBER 5

Minnesota at Detroit 9:00

SATURDAY, DECEMBER 10

Atlanta at Miami 4:00
 Pittsburgh at N.Y. Jets 12:30

SUNDAY, DECEMBER 11

Baltimore at Denver 2:00
 Chicago at Minnesota 12:00
 Cleveland at Houston 12:00
 Detroit at Cincinnati 1:00
 Kansas City at San Diego 1:00
 New England at L.A. Rams 1:00
 New Orleans at Philadelphia 1:00
 St. Louis at L.A. Raiders 1:00
 San Francisco at Buffalo 1:00
 Seattle at N.Y. Giants 1:00
 Washington at Dallas 3:00

MONDAY, DECEMBER 12

Green Bay at Tampa Bay 9:00

FRIDAY, DECEMBER 16

N.Y. Jets at Miami 9:00

SATURDAY, DECEMBER 17

Cincinnati at Minnesota 3:00

N.Y. Giants at Washington 12:30

SUNDAY, DECEMBER 18

Buffalo at Atlanta 1:00
 Denver at Kansas City 12:00
 Green Bay at Chicago 12:00
 Houston at Baltimore 2:00
 L.A. Rams at New Orleans 12:00
 New England at Seattle 1:00
 Philadelphia at St. Louis 12:00
 Pittsburgh at Cleveland 1:00
 San Diego at L.A. Raiders 1:00
 Tampa Bay at Detroit 4:00

MONDAY, DECEMBER 19

Dallas at San Francisco 6:00

POSTSEASON

Sun., Dec. 24 —AFC 1st Rnd Playoff
 Mon., Dec. 26 —NFC 1st Rnd Playoff
 Sat., Dec. 31 —Divisional Playoffs
 Sun., Jan. 1 —Divisional Playoffs
 Sun., Jan. 8 —Championship Games
 Sun., Jan. 22 —Super Bowl XVIII
 at Tampa Stadium,
 Tampa, Florida

WE'LL STAND BY YOU.

Having a bank you can rely on is important to you. At Consolidated Bank we work hard to provide you with sound professional advice and personal attention when you need it most. Aside from offering you the usual banking services, we'll meet all of your growing needs from personal and business loans to international transactions. So come talk to us today. At Consolidated Bank, we'll stand by you every step of the way.



CONSOLIDATED BANK

Hialeah 900 West 49th Street, 558-1000 • Brickell 1300 Brickell Avenue, 372-0800 • Coral Gables 2201 Ponce de Leon Blvd., 442-2787 • Downtown Miami 168 S.E. 1st Street, 358-9600 • Koger Executive Center 8390 N.W. 53rd Street, 883-0888 • Miami Lakes 7455 Miami Lakes Drive, 556-6002 • South Dixie 14695 South Dixie Hwy., 252-1666 • S.W. 8th Street 2195 S.W. 8th Street, 541-4410 • West Flagler 8700 West Flagler Street, 552-7711 • Deerfield Beach Federal Hwy. 225 S. Federal Hwy., 428-3000 • Deerfield Beach Oceanside 123 North A1A, 428-0191 • Pompano 1180 Powerline Road, 972-5100. Member FDIC & Federal Reserve.