

14508

**1987 MIAMI
DOLPHIN MEDIA
GUIDE**

Get serious!



*Covering the Miami Dolphins
and the NFL since 1972.*

*Covering the Miami Dolphins
and the NFL since 1972.*

- Game Coverage • Action Photos
- Columns by Don and David Shula
- NFL Notes • Rosters & Previews
- Player Features • Predictions
- Comprehensive Team Stats & More!

*For advertising or subscription
information phone:*

(305) 662-5614

Out-of-State: 1-800-334-4005

MIAMI DOLPHINS 1987 MEDIA GUIDE



Don Shula
NFL's
25th Anniversary
(25th Year)
NFL Coach



Joe Robbie
Stadium



Dan Marino
NFL's All-Time
Top-Ranked
Quarterback



1987 SCHEDULE

PRE-SEASON

Sun., Aug. 16	CHICAGO	8:00 p.m.
Fri., Sept. 4	BUFFALO	8:00 p.m.

REGULAR SEASON

Sun., Sept. 27	N.Y. GIANTS	1:00 p.m.
Sun., Oct. 11	KANSAS CITY	1:00 p.m.
Sun., Oct. 25	BUFFALO	1:00 p.m.
Sun., Nov. 1	PITTSBURGH	1:00 p.m.
Sun., Nov. 15	INDIANAPOLIS	1:00 p.m.
Mon., Dec. 7	N.Y. JETS	9:00 p.m.
Sun., Dec. 20	WASHINGTON	8:00 p.m.
Mon., Dec. 28	NEW ENGLAND	9:00 p.m.

All starting times are Eastern time

Home Games: Aqua

1987 MEDIA GUIDE INDEX

-A-

All-Time Roster/Where They've Come From	258-264
Administrative Staff Biographies	16-18
Assistant Coaches/Football Staff Biographies	19-31
Attendance, By Team	223
Attendance, Paid and Actual	221-222
Attendance, Season Tickets and Pre-Season	222

-C-

Consecutive Games/Starts	157
Consecutives, Individual and Team	211-212
Covering the Dolphins	283-284
Credits	4

-D-

Depth Chart (Training Camp)	137
Dolphin Directory	3-4
Dolphin Name	146
Dolphins Are Best	32
Dolphins = Winners	37-38
Dolphins on the Air	281-282
Dolphins on the Road	279-280
Dolphins vs. NFL	173-175
Draft Choices (1966-87)	142-145
Draft, All-Time By Position	146

-G-

Game-By-Game Starters, 1986	158-159
Game-By-Game Stats, 1986	151-155
Game-By-Game Summaries, 1986	160-170
Games Played-Started-Did Not Play, 1986	158-159

-H-

Hall of Fame, Dolphins In	256
Historical Highlights	224-233
Honors	250-255
How Miami Was Built	138

-I-

Instant Replay	287
----------------------	-----

-K-

Key Dates, 1987	172
-----------------------	-----

-L-

Largest Crowds, Home and Road	221
Largest Margins, Victory and Defeat	219
Last Time	210-211
Length of Service	265

-M-

Media Information	284-285
Miami in Pre-Season	176

-O-

Opponents, 1987	268-277
Orange Bowl	176
Outstanding Performances (Passing, Rushing, Receiving) ..	214-215
Overtime Games	187

-P-	
Personnel Guide	286
Player Biographies (Veterans and Draft Choices)	41-130
Playoff History	234-249
Pre-Season Results (1966-86)	177-179
Prime-Time Dolphins	220
Pro Bowl Selections	251-252
Pronunciation Guide	136


-R-	
Record, Home and Away	219
Record, Month-By-Month	220
Records, Dolphin Individual	188-198
Records, Dolphin Team	198-206
Records, Opponent Longest Plays	209-210
Records, Opponent Single-Game	207-209
Retired Jersey #12	257
Joe Robbie Biography	5-9
Joe Robbie Stadium	33-37
Roster Movements, 1986	171-172
Roster, 1987 First-Year	134-135
Roster, 1987 Numerical	131
Roster, 1987 Veterans	132-133

-S-	
Schedule, 1987 Dolphins	inside front cover
Schedule, 1987 NFL	266-267
Don Shula Biography	10-15
Standings, 1986 NFL Final	278
Statistical Bests, 1986	156
Statistics, 1986 Defensive	150
Statistics, 1986 Dolphin	147-149

-T-	
Ticket Information	288
Top Tens	212-213
Trades (1966-86)	139-141

-W-	
What To Look For In 1987	39-40

-Y-	
Year-By-Year Leaders	215-217
Year-By-Year, Offense and Defense	218
Year-By-Year Scores	180-186



DOLPHIN DIRECTORY

ADMINISTRATIVE OFFICE

4770 Biscayne Blvd.
Suite 1440
Miami, FL 33137
(305) 576-1000

TRAINING CAMP

St. Thomas University
16400-D N.W. 32nd Ave.
Miami, FL 33054
(305) 625-6491
(305) 623-6200 (after Aug. 15)

MANAGEMENT

President Joseph Robbie
Executive V.P./General Manager J. Michael Robbie
Vice President, Public Affairs Timothy J. Robbie
Vice President Elizabeth Robbie
General Counsel Jann M. Iliff
Executive Secretaries Abby Brower, Pat Fair
Secretary to General Manager Joan Buetel

FINANCE

Director of Finance Kirk Frohme
Controller Howard F. Rieman, Jr.
Bookkeeper Doris Young
Assistant Bookkeeper Kenneth Killings
Accounts Payable Clerk Mary Scharff
Accounts Payable Clerk Georgia C. Smith

PUBLIC RELATIONS

Director of Publicity Edward J. White
Publicity Assistant Jeff Blumb
Publications Assistant H.R. (Dick) Horning
Marketing Representative David Evans
Secretary Gayle Baden

ADMINISTRATIVE STAFF

Traveling Secretary Bryan Wiedmeier
Security Consultant Stuart Weinstein
Legal Assistant Matt Thomas
Messenger/Mail Clerk Jose Fiel
Receptionist Melanie Montes

TICKET OFFICE

Ticket Clerks Lorraine Mondich, Natalie Hanson,
MaryAnn Masters, Mitch Tormala

JOE ROBBIE STADIUM

Stadium Coordinator Marlo Hanson
Stadium Engineer Joe Fletcher
Director of Stadium Events Pat Kelly
Stadium Security John Fletcher
Catering Consultant Judy Underwood
Director of Sales Frank Buetel
Sales/Promotions Daniel T. Robbie
Winsome Interiors Lynn Robbie
Director of Scoreboard Operations Rhonda Lev
Assistant Groundskeeper Dean Kuykendall
Maintenance Sergio Ambros
Secretaries Maryon Glasser, Cora Cebujano
Tonya Butler, Elena Ambros, Arlene Brower

TRAINING CAMP

COACHING STAFF

Head Coach	Don Shula
Assistant Head Coach/ Receivers & Quarterbacks	David Shula
Defense	Tom Olivadotti
Defensive Backs	Mel Phillips
Offense, Offensive Line	John Sandusky
Defensive Line	Dan Sekanovich
Linebackers	Chuck Studley
Offensive Backs	Carl Taseff
Strength & Conditioning	Junior Wade
Special Teams, Tight Ends	Mike Westhoff
Secretary to Head Coach	Anne Rodriguez
Secretaries	Patricia Daley, Denise Sherry

TRAINING & CONDITIONING

Head Trainer	Bob Lundy
Assistant Trainer	Bill Davis

MEDICAL

Team Physician	Dr. Charles Virgin
Team Internist	Dr. Edward St. Mary

PLAYER PERSONNEL

Director of Pro Scouting	Charley Winner
Director of Player Personnel	Chuck Connor
Regional Scout	Milt Davis
Regional Scout	Mike Cartwright
Regional Scout	Kevin Colbert

EQUIPMENT

Equipment Manager	Bob Monica
Assistant Equipment Manager	Billy Herman
Aide	Bob Lundy, Jr.

VIDEO

Video Manager	Dave Hack
Assistant Video Manager	Mike Gleason


CREDITS

Special thanks to Scott Stone and Gayle Baden for editorial and statistical assistance. Photography by Dave Cross, typesetting by Risch Typesetting and printing by Colonial Press Enterprises, Miami. Cover design by NFL Properties and Eddie White.

Editors - Eddie White and Jeff Blumb

ON THE COVER: The 1987 season will be a special year for the Miami Dolphins and for many reasons: coach Don Shula is celebrating his Silver Anniversary season (25th year) as an NFL head coach; quarterback Dan Marino enters '87 as the NFL's all-time top-ranked passer; and the '87 season marks the opening of the Dolphins' new home, Joe Robbie Stadium.

JOE ROBBIE PRESIDENT



"The standing challenge in Miami always was, 'If Joe Robbie wants a new stadium, let him build it himself.' I suppose that's what first got my interest. I don't think I'd have done it if they hadn't told me it couldn't be done."

— JOE ROBBIE

When Joe Robbie first announced plans to build his own privately financed stadium at the Dolphins' 1984 awards banquet, the announcement was met with laughter and skepticism by many of those in attendance.

Today, the "dream" has come true. Joe Robbie Stadium is real, existing for all of South Florida to enjoy, and the joke is on those same people who laughed at plans for a new stadium only three-and-one-half years ago. What once was a sand dune where motorcyclists raced and refuse was dumped, now is a tropical garden. The \$100-million facility will stand for decades to come as a lasting monument to the will and courage of the man whose name it carries.

If not for Joe Robbie's dedication to the cause, his will to oppose the bureaucrats of local government, the Dolphins would have had no choice other than to continue playing in the antiquated Orange Bowl or move to another city.

In order to avoid either of these two scenarios, Robbie was forced to put everything he had ever obtained — including the Dolphins franchise — up as collateral to assure completion of the stadium project. "I wouldn't fault anybody for not laying everything on the line to build a new stadium," he said. "This is just my perverse nature. I once figured it out on a little pocket computer. I'll have everything paid for by 2016 (he will be 100 that year)."

To be sure, many in the sports world have taken note of Robbie's tremendous accomplishment in getting the stadium built despite the adversity he faced.

"I think Joe Robbie is a trailblazer. This is a very exciting new develop-

ment," said Chicago Bears president Michael McCaskey, who is using Joe Robbie Stadium as a model for a football stadium he would like to see built in the Windy City.

"Joe Robbie never bowed to the packs of bureaucrats and free-loading politicians who tried to bribe him into staying in the decaying Orange Bowl," said Norris Anderson, long-time columnist for Football News. "Name me another man in football today who could privately build a \$100-million stadium without leaning on public funds. Joe Robbie did. He is the toughest man, pound for pound, I have ever met in football."

Joe Robbie is a man of iron will from a small town in South Dakota, whose character was born out of challenge and struggle in the early years of his life. The Robbie family was forced to overcome the Great Depression in the face of financial poverty. The struggle was difficult and the rewards few, but the challenge was met by young Joe through hard work, honesty and self-initiative.

The tone had been set for Joe Robbie's life.

By the time he was 50, Robbie already had made a significant contribution to society in the areas of politics, government administration, public service and trial law. Most men would have been satisfied with that much.

Not Joe Robbie.

In 1965, Robbie contacted AFL Commissioner Joe Foss, a former classmate at the University of South Dakota, about a client's interest in an expansion franchise for Philadelphia. Foss turned down the idea of Philadelphia, but suggested Miami as a possibility.

When his client was not interested in South Florida, Robbie himself took up the project. With only a successful trial lawyer's income and a family of 11 children to support, the odds were against his raising the \$7.5-million franchise fee.

On top of the fee, Robbie had to overcome a virtual embargo on pro football imposed by the Orange Bowl Committee and the University of Miami, as well as adverse sentiment among AFL owners who preferred Atlanta for 1966 expansion.

Still, he remained undaunted and did the leg work and research in preparation for the franchise application. Robbie gained a powerful ally in then-Miami Mayor Robert King High, who had received a total endorsement of him from then-Vice President Hubert H. Humphrey, and followed that by recruiting show business personality Danny Thomas to be his co-applicant.

The AFL awarded Robbie and Thomas the franchise on August 16, 1965. Robbie took over operation of the franchise as managing general partner, and turned himself to the next challenge — building a championship team from the ground up.

From the word go, things were a struggle for the league's budding franchise and its bright new mind. Disappointment abounded, on the field and in the stands, as the team had a losing record of 15-39-2 and an average attendance of less than 29,000 over the first four years.

Thomas had sold out his interest in the Dolphins in 1968, and additional problems later arose when one of the limited partners secretly negotiated to move the team to Seattle. Robbie was quick to respond, recruiting five Miami investors to buy out the dissident partner's share and ensure the franchise remained in the city. Robbie had saved professional football in Miami.



Still, there were many skeptics as Robbie continued to make assurances that the Dolphins were in Miami to stay and that they would be a championship team one day. Those who really knew Joe Robbie never doubted him for a minute.

He took strong action in 1970, releasing the team's head coach, George Wilson, and hiring Don Shula, who had taken Baltimore to two NFL championship games.

The following season, Shula took the players Robbie and personnel director Joe Thomas had acquired in the first four years and turned the Dolphins into 10-4 playoff qualifiers from 3-10-1 losers in 1969.

In the last 17 years, the Dolphins either have won or shared first place in the division 13 times. Since the merger of the two leagues in 1970, Miami has recorded the best regular-season won-lost record in the NFL, becoming one of the most recognized franchises in all of sports history.

Making his Dolphins into a championship team had been an obsession of Robbie. Pulitzer Prize-winning author James A. Michener recognized the importance of this, describing it in his book "Sports in America." Michener wrote:

"The majority of owners I have met are like Joe Robbie of Miami, real devotees, men and women to whom the building of a respectable team becomes a passion, and they add luster to the sporting scene . . . In the end, they are willing to make extraordinary sacrifices in order to build a winner, and their loyalty to their team often exceeds that of their players."

One of the upcoming challenges for Robbie is to one day bring major league baseball to his new stadium. Compliments like the one recently paid him by New York Yankees owner George Steinbrenner should go a long way towards helping his chances. "I'm a Joe Robbie fan, and I've been one for quite a while," Steinbrenner said. "He's one of those guys who knows what sports is all about."

Robbie does not limit his energies to the area of sports, however. He involves himself personally in a number of civic endeavors. In addition, the Dolphins, under Robbie's direction, have given some \$2 million to charitable organizations in the community that supports them.

Through the years, the awards presented to him and the positions of public service he has held reveal a side of Joe Robbie that can be lost in the shadow of the success of the Dolphins.

Presently, he serves Jackson Memorial Hospital of Miami in the high-profile position of chairman of the board of trustees and Public Health Trust. In addition, he is chairman of the board of trustees of Pop Warner Little Scholars. In the past, he also has served on the board of governors as executive vice-chairman of St. Jude's Children's Research Hospital in Memphis, the board of governors of the annual Victor Awards for the benefit of the City of Hope National Medical Center, American Health Foundation and St. Leo College.

Robbie also has served on the board of directors of the United Way of Dade County, Catholic Service Bureau, Dade County Association for Retarded Citizens, Crippled Children's Society of Dade County and Miami Society of Autistic Children. In addition to previous work with the Heart Fund and Easter Seals, he also is an honorary member of the American Indian Scholarships, Inc.

In his native South Dakota, Robbie gives money for scholarships at all private colleges, in addition to sponsoring the Most Valuable Player awards for the state's high school football championships. For his many efforts in the Coyote state, Robbie was inducted into the South Dakota Hall of Fame in 1985.

In Florida, the Dolphin owner annually presents the Joe Robbie Award to the state's high school athletic director of the year.

In 1974, the Touchdown Club of Washington awarded Robbie the prestigious Timmie Award for "extraordinary achievement" by the Dolphins over a four-year period. He also has received the Gold Key Award from the National 4-H Congress as a distinguished alumnus, United States Jaycees Hall of Leadership Award, Order of the Knights of St. Gregory (a papal honor), the Humanitarian Award from the Big Brothers and Big Sisters of Greater Miami, Owner of the Year Award by Minneapolis-St. Paul businessmen and the Football News' Man of the Year Award.

But perhaps no award sums up the challenge and struggle of Joe Robbie's lifetime better than the rare Horatio Alger Award, given to him in 1979. It is an honor bestowed on giants of the free enterprise system, as well as U.S. presidents, in recognition of outstanding careers developed through personal effort out of hardship.

"If I were asked to name the award that I would cherish most of any I

know about," Robbie said in acceptance, "it would be this one. This to me represents struggle and achievement, and through my life, it has always been my opinion that the struggle itself is equally important and rewarding as the ultimate achievement."

Fellow NFL owners long have recognized Robbie's unique blend of astute business practices and human compassion, twice electing him to serve on the NFL Management Council. He served from 1972-77 and has been a member once again since 1983. He also has served on the NFL Properties Committee.

Said New England Patriots president Billy Sullivan, who has been in pro football as an owner since 1959:

"Joe Robbie gave to the fans of South Florida one of the truly great franchises in the NFL. He has put frosting on the cake with his state-of-the-art facility, which provides a superb stage for the presentation of the greatest show on earth, NFL football. His stadium project is the finest contribution that any owner in my lifetime has made. He is an All-Pro in any man's language and he has enriched our society in an unparalleled manner."

Born July 7, 1916 in Sisseton, South Dakota, Robbie got an early start in the business world. He was earning money as a by-lined sports editor of the local Sisseton Journal-Press by the time he was 14. In 1934, he interrupted his senior year of high school to enroll in the Civilian Conservation Corps (CCC) and went to work in the Black Hills area of South Dakota.

His education was not forgotten, though. Robbie had promised both his mother and himself that he would go back to school after CCC camp. He fulfilled that promise, graduating in 1935 and going on to college — the only one from his Depression-year class to do so.

Robbie entered Northern State Teachers College in Aberdeen, S.D., with nothing more than a small amount of financial aid from a debate scholarship. The Dolphin owner has his own way of describing how he put himself through school.

"I was a hasher and a haberdasher; a college publicity director and a radio announcer; an adult education teacher and a law librarian," Robbie says. "In between, I handled odd jobs!"

The day after the Japanese attack on Pearl Harbor, Robbie volunteered as an enlisted man in the United States Navy. He rose through the ranks to become an officer and participated in five South Pacific theatre invasions. He received the Bronze Star for his service.

At war's end, Robbie returned to South Dakota to attend the University of South Dakota Law School, graduating with his juris doctorate in 1946.

While attending South Dakota, he was elected student body president. Coupled with his election to the same position at Northern State a few years earlier, Robbie may hold the distinction of being the only person ever chosen student body president at two different schools. Both schools subsequently have conferred an honorary doctorate degree upon him, as have four other colleges and universities.

Robbie also has served his alma mater by being national fund-raising chairman for the Dakota Dome, a \$7.2-million arena at the University of South Dakota.

After being admitted to the South Dakota bar, Robbie started his law practice in Mitchell, South Dakota. Within two years time, he had been elected a representative to the South Dakota State Legislature, had served as State Democratic Chairman and was the candidate for governor on the Democratic ticket.

In 1951, his friend Hubert H. Humphrey encouraged Robbie to move his young family to Minneapolis. There, he was regional director of the Office of Price Stabilization for four states from 1952-53. He also became known as one of the best and most successful trial lawyers in the region.

That is not the full story, however. Not well publicized was the fact that Robbie always voluntarily gave a share of his practice to defend destitute defendants charged with serious crimes.

An associate described Joe Robbie the lawyer as, "... unrelenting in cross examination and eloquent in summation."

Robbie would go on to combine politics with his law practice. He ran against, and almost defeated, nationally-known and veteran Congressman Dr. Walter Judd in 1956 and 1958, despite the fact that Judd represented the solidly-Republican Fifth Congressional District.

Robbie received national recognition from legislators as chairman of the Minnesota Municipal Commission, which he presided over from 1959-65. He had drafted the bill, passed into law by the Minnesota Legislature, which created the commission. Other states subsequently have used that legislation as a model.



GRAND TOUR — Earlier this year a group from Milan, Italy traveled to Miami to visit Joe Robbie Stadium and were personally escorted on their tour of the new stadium by Joe Robbie. The group is interested in bringing World Cup soccer to Italy and would like to build a stadium like JRS in Milan.

A devoted family man, Robbie has found a way to remain close to his family despite the busy schedule he keeps. Wife, Elizabeth, is the active owner of the Minnesota Strikers of the Major Indoor Soccer League, while three sons and one daughter hold positions with the Dolphins. Mike oversees operation of the team's front office as executive vice president and general manager, Tim is vice president of public affairs, Dan sells executive suites and club seats in the new stadium and Lynn coordinated all interior decoration of the stadium's club level. Other Robbie children include sons Brian (who works on the Dolphins broadcast team of flagship station WIOD) and Kevin, and daughters Diane (Truly), Janet (Glode) and Deborah (Olson).

Many tributes have come Robbie's way because of all that he has accomplished in his 21 years as owner of the Dolphins. One fan of his is Miami Herald publisher Dick Capen, who gave this compliment:

"Despite past differences, South Florida owes a lot to Joe Robbie. After all, it was he who took substantial risks in the early years and parlayed an expansion franchise in the old American Football League into one of the top operations in major-league sports. It also was Joe Robbie who recruited Don Shula, one of pro football's most admired coaches. (Today) South Florida has the best stadium in the nation, thanks to Joe Robbie and his dogged determination. We are a better community because he brought the Dolphins here in 1966."

Well-known sports author Lou Sahadi wrote, "What Joe Robbie has done with his new stadium is just another example of his impressive accomplishments to professional sport."

In the coming years, it will be written that it was Joe Robbie who set the standard by building the first stadium financed entirely with private funds, a feat pulled off against the greatest of odds.

Because Joe Robbie will continue to meet the challenges of the day, who knows what more he might accomplish in the future.

DON SHULA HEAD COACH

"I'm just a guy who rolls up his sleeves and goes to work. I don't have peace of mind until I know I've given the game everything I can.

"The whole idea is to somehow get an edge. Sometimes it takes just a little extra something to get that edge, but you have to have it."

— DON SHULA



This past August 8, Don Shula presented two of his former players, Larry Csonka and Jim Langer, for induction into the Pro Football Hall of Fame in Canton, Ohio. While he was there, Shula should have stopped by the factory that produces the busts for each enshrinee — to be measured for his own. It is only a matter of time before pro football's greatest coach takes his place among the greats of the game.

Shula celebrates his silver anniversary (25th season) as an NFL head coach in 1987 and, although his career is filled with milestones and records, he doesn't live in the past, he works for the future.

"My goal in 1987 is to win the Super Bowl," he says, knowing his team was a disappointing 8-8 last season. "I've been around long enough to know that just getting there isn't good enough. Last year was a major disappointment. But rather than hang my head and make excuses or sit around and think back to some of our great years, I can't wait to go to work and make things happen."

Throughout his NFL coaching career Shula "has made things happen" better than anyone in the game.

- Shula is pro football's winningest active coach with a 263-107-6 overall mark (.707 winning percentage)
- Shula is second only to the immortal George Halas (325) on the all-time NFL coaching win list
- Shula is the only coach to ever guide a team through an undefeated season (17-0 in 1972)
- Shula has appeared in more Super Bowls (six) than any coach ever
- Shula is the only coach to reach the Super Bowl three straight seasons
- Shula is the youngest coach to win 100 games
- Shula is the youngest coach to win 200 games
- Shula's career winning percentage (.707) is the best among the NFL's all-time top-10 coaches

Shula would measure a coach's success by yardsticks other than victories and championships, although he has miles of achievements in those ways. Of greater importance to pro football's most celebrated winner is something intangible. What matters most is one's integrity as a competitor.

"If I'm remembered for anything as a coach," Shula says, "I hope it's for playing within the rules. I also hope it will be said that my teams showed class and dignity in victory or defeat."

Last season was a disappointment for the players, Dolfans, the coaching staff and the head man himself. The year before, Miami came within one game of the Super Bowl. In '86, the team, plagued by injuries on defense (LB Hugh Green was lost for the season in game three), got off to the worst start in Shula's career (2-5). But the team regrouped, won six of its last nine, four of its last six and finished at 8-8 — and was not eliminated from the playoffs until the last week of the season. Included among the victories was a 45-3 Monday night thrashing of the then-10-1 N.Y. Jets on November 24 at the Orange Bowl and a Week 15 37-31 overtime triumph over the playoff-bound Rams in Anaheim.

Shula has become to coaching what his unbeaten 1972 Miami Dolphins are to team accomplishment: the standard of excellence by which all others are measured.

But there is an intriguing footnote to the record Shula has carved in his 24 years of pacing the NFL sidelines. This statistic speaks volumes about his coaching ability and his style — the Dolphins have been the least penalized team in the NFL during Shula's seasons in Miami.

"We never let an error go unchallenged," says Shula, who drills for precision in every practice. "Uncorrected errors will multiply. Someone once asked me if there wasn't benefit in overlooking one small flaw. I asked him, 'What is a small flaw?'"

Shula was voted Coach of the Decade for the 1970s by the Pro Football Hall of Fame's 25-member selection committee, and his Dolphins have reached the playoffs five more times in the 1980s.

His "ultimate" achievement was the NFL's first unbeaten, untied record of 17-0 in 1972 in only the third season of Shula's transformation of the Dolphins from a struggling American Football League franchise to an NFL power. His incredible two-year record of 32-2, including Super Bowl coronations in 1972 and 1973, probably never will be surpassed.

Maybe because Shula never regarded an unbeaten season as impossible, the feat became a reality.

"At the beginning of the season, you don't say to yourself, 'We can't win every football game,'" he says. "I believe you go out every day trying to win and every week trying to win. You set a goal to be the best, and then you work hard every hour of every day, striving to reach that goal. If you allow yourself to settle for anything less than Number One, then you are cheating yourself."


With teams in Baltimore and Miami, Shula has built six unbeaten streaks of 10 or more games, and no other coach has more than two 10-game streaks. His .700 winning mark in 17 seasons in Miami (190-81-2) parallels his .728 percent success in Baltimore (73-26-4) from 1963 to 1969.

The Dolphins have either won or shared first place in the AFC East 13 times in the 17 years under Shula, and have reached the playoffs 12 times. His Dolphins were almost invincible at the Orange Bowl with an 111-26-1 record (.808), including an NFL-record 31-game winning streak at home from 1971 to 1974. A remarkable 18 times in 24 seasons, Shula's teams have won at least 10 games.

Shula, 57, has made a mark on the game as an innovator of defensive complexities and situational substitutions, and he has a reputation as a great motivator. Certainly, other coaches can develop brilliant strategy and exhort their players to perform at peak. But Shula seems to surpass others in his skill as a teacher.

"The important thing is not what Don Shula knows or what any of my assistant coaches know," Shula says. "The important thing is that we can transmit to the people we're responsible for. They're going to be tested on Sunday afternoon, and the fact that we win on Sunday afternoon indicates that we're getting through to them. That's what coaching is — the ability to transmit information."

Twice with the Dolphins, in 1970 and 1977, Shula has deployed five rookies in the starting defense and won 10 of 14 games each season. And for those exigencies brought on by injuries to his starting quarterback, Shula has more solutions. Backup quarterbacks for the Dolphins have a 27-7-1 record under Shula since 1970.



He cultivates a winning attitude in pre-season success which reads 90-29-4 (.748), including 32-4-1 at Baltimore and 58-25-3 at Miami.

He had been the youngest head coach, 33, in NFL history when the Colts picked him in 1963 after Shula's three years as defensive coordinator of the Detroit Lions. In the old NFL, the Colts reached the title game in 1964 and 1968 after 12-2 and 13-1 campaigns, and the 1967 Colts posted an 11-1-2 record. Those three powerhouse teams averaged almost 30 points per game offensively.

Shula's resourcefulness is best documented in 1965 when injuries sidelined Colt quarterbacks John Unitas and Gary Cuozzo, and halfback Tom Matte wore the "playbook" on his wristband and directed a 20-17 upset at Los Angeles.

Shula transformed a 3-10-1 Dolphin team into a playoff qualifier his first season in Miami and laid the foundation for a perennial contender. In 1971, the Dolphins won their first of four consecutive AFC East titles, and on Christmas Day in Kansas City, the NFL's longest game (82 minutes, 40 seconds) ended with Garo Yepremian's winning 37-yard field goal in the second overtime. A week later, the Dolphins stymied the Unitas-led Colts 21-0 on the same Orange Bowl field where Baltimore had won Super Bowl V the previous January.

Dethroning the Colts launched the Dolphins to three consecutive AFC championships - a feat unequalled in either conference since the 1970 merger. But a disappointing 24-3 loss to the Dallas Cowboys in Super Bowl VI filled Shula and his players with greater drive, and in 1972 the Dolphins attracted headlines as the "Greatest Team Ever."

Shula had claimed 38-year-old Earl Morrall from the waiver list in April, 1972, recalling Morrall's leadership of the 1968 Colts. When quarterback Bob Griese suffered a broken ankle in the fifth game, Morrall took charge for 11 straight victories. The Dolphins rewrote the NFL rushing record (2,960 yards), and with a regular-season record of 105-30-5, Shula became the first NFL coach to win 100 games in his first decade. Later in his career, he was to accomplish the even more impressive feat of winning 200 games in his first 20 seasons as an NFL boss.

Surprisingly, the unbeaten Dolphins were three-point underdogs to the Washington Redskins in Super Bowl VII. Shula elected to go with a healthy Griese, and the Dolphins dominated the Redskins 14-7 for the coach's first NFL crown.

No less impressive were the 1973 Dolphins, losing only twice in 17 games. The Dolphins set a modern NFL record by allowing only 1,290 yards passing and only five touchdown passes, and they overwhelmed three playoff opponents, 85-33, including a 24-7 rout of the Minnesota Vikings in Super Bowl VIII.

Another three-game surge in the playoffs, this time a 76-26 blitz, earned the AFC Championship in the strike-shortened 1982 season and landed the Dolphins in Super Bowl XVII. Miami held a four-point lead in the fourth quarter before Washington broke a long touchdown run that sparked a 27-17 Redskin victory.

Donald Francis Shula was born January 4, 1930 in Grand River, Ohio, and was raised in Painesville, Ohio. He was a running back at John Carroll University in Cleveland, and in 1950, he gained 125 yards when the Blue Streaks upset Syracuse, 21-15.

Shula was the lone rookie on coach Paul Brown's defending NFL champion Cleveland Browns in 1951 (until Shula's college teammate Carl Taseff joined the Browns at mid-season). Shula and Taseff were involved in the largest trade in modern NFL history, a 15-player deal with Baltimore in 1953, and Shula played four seasons with the Colts (1953-56) and one season at Washington (1957) at right cornerback. He had 21 career interceptions for 247 yards in seven seasons.

Shula entered the coaching ranks with an assistant's job at Virginia (1958) and Kentucky (1959), and he joined the NFL's Detroit Lions in 1960 under coach George Wilson - a man he later replaced in Miami. The Lions posted a 26-13-1 record with Shula as the defensive coordinator.

"I've tried to learn from all and copy none," Shula says. "Everyone I played or coached under were different types, and I learned from them while still being myself. I've never gone out and tried to be Paul Brown or Blanton Collier or George Wilson. They satisfied my great thirst for knowledge, my searching and looking to find out the what, the how and the why. I tried to take all the things I've been exposed to, and if I can incorporate them into the framework of Don Shula, that's fine."

In 1963, Shula succeeded Weeb Ewbank as head coach at Baltimore, and in the 24 seasons which have followed he has reached the NFL's championship game seven times with two victories.

Today, he takes an active role in NFL leadership, serving since 1975 on the select NFL Competition Committee which evaluates and recommends changes in playing rules. Improved safety in pro football also has been a major concern of this committee.

Shula has given considerable time, plus financial and emotional support to several area charities. The Don Shula Scholarship Foundation was created in 1978 and has awarded scholarships at several Florida colleges. He also funds scholarships in the sports administration program at St. Thomas University, the location of the Dolphins' training complex. Shula also has been active in the American Cancer Society, March of Dimes, American Red Cross, United Way and Catholic Charities.

A member of the Class of 1951 at John Carroll University in Cleveland, Shula helps to sponsor an academic chair of studies in his name at his alma mater. The chair, funded at \$1 million through major private gifts added to Shula's own commitment, is in the University's Department of Philosophy.

During last year's post-season Shula drew rave reviews for his work as a studio analyst during the AFC playoffs for NBC's NFL '86. He also provided the color commentary on a live Super Bowl TV broadcast with Frank Gifford to England. Last January 17, Shula and his Dolphin staff (including son David, the team's assistant head coach) coached the winning South squad in the Senior Bowl in Mobile, Alabama. One of his quarterbacks in that game was son Mike, a QB from the University of Alabama.

Shula especially values his family life and his Catholic faith. He and the former Dorothy Bartish have been married 29 years (7/19/58) and have raised five children - two boys and three girls.

Oldest son David, 27, and his wife Leslie have two sons, Danny and Christopher. David joined the Dolphin coaching staff late in the '82 season. He starred collegiately at Dartmouth, where he set all of the pass receiving records for the Big Green. After earning his degree in history, David played for a season with the Baltimore Colts.

Mike, a former all-state quarterback at Columbus High School in Miami, completed an outstanding career as signal caller for the Crimson Tide of Alabama last year. Mike, who graduated in May with a degree in labor management, was selected by Tampa Bay in the 1987 NFL Draft.

The Shula's oldest daughter, Donna, was married in 1984 to Joe Jannach and they have two children, Alex and Lindsey. Another daughter, Sharon, graduated from the University of Miami and Florida State's College of Law, and is now an attorney in Ft. Lauderdale. Youngest daughter, Annie, graduated last May from St. Thomas University with a degree in elementary education and plans a career in teaching.

SHULA'S 24-YEAR RECORD

YEAR	TEAM	REGULAR SEASON				FINISH
		W	L	T	PCT.	
1963	Baltimore	8	6	0	.571	3rd, NFL West Conf.
1964	Baltimore	12	2	0	.857	1st, NFL West Conf.
1965	Baltimore	10	3	1	.750	T-1st, NFL West Conf.
1966	Baltimore	9	5	0	.643	2nd, NFL West Conf.
1967	Baltimore	11	1	2	.857	T-1st, NFL Coastal
1968	Baltimore	13	1	0	.929	1st, NFL Coastal
1969	Baltimore	8	5	1	.607	2nd, NFL Coastal
1970	Miami	10	4	0	.714	2nd, AFC East
1971	Miami	10	3	1	.750	1st, AFC East
1972	Miami	14	0	0	1.000	1st, AFC East
1973	Miami	12	2	0	.857	1st, AFC East
1974	Miami	11	3	0	.786	1st, AFC East
1975	Miami	10	4	0	.714	T-1st, AFC East
1976	Miami	6	8	0	.429	3rd, AFC East
1977	Miami	10	4	0	.714	T-1st, AFC East
1978	Miami	11	5	0	.688	T-1st, AFC East
1979	Miami	10	6	0	.625	1st, AFC East
1980	Miami	8	8	0	.500	3rd, AFC East
1981	Miami	11	4	1	.719	1st, AFC East
1982	Miami	7	2	0	.777	1st, AFC East
1983	Miami	12	4	0	.750	1st, AFC East
1984	Miami	14	2	0	.875	1st, AFC East
1985	Miami	12	4	0	.750	1st, AFC East
1986	Miami	8	8	0	.500	3rd, AFC East

*NFL runner-up

**NFL Champion

	REGULAR SEASON				ALL GAMES			
	W	L	T	PCT.	W	L	T	PCT.
Baltimore Total	71	23	4	.745	73	26	4	.728
Miami Total	176	71	2	.711	190	81	2	.700
24-YEAR TOTALS	247	94	6	.720	263	107	6	.707

NFL ACTIVE COACHES

(Based on Career Wins)

COACH	YEARS	TEAMS	REGULAR SEASON				CAREER			
			W	L	T	PCT.	W	L	T	PCT.
DONSHULA	24	COLTS, DOLPHINS	247	94	6	.720	263	107	6	.707
Tom Landry	27	Cowboys	240	141	6	.628	260	157	6	.622
Chuck Noll	18	Steelers	155	107	1	.591	170	114	1	.598
Chuck Knox	14	Rams, Bills, Seahawks	130	76	1	.630	137	85	1	.617
Tom Flores	8	Raiders	78	43	0	.645	86	46	0	.652
Bill Walsh	8	49ers	69	51	1	.574	76	54	1	.584
Forrest Gregg	10	Browns, Bengals, Packers	70	76	0	.479	72	78	0	.480
Joe Gibbs	6	Redskins	63	26	0	.708	71	29	0	.710
Dan Reeves	6	Broncos	56	33	0	.629	58	36	0	.617
Mike Ditka	5	Bears	50	23	0	.685	54	25	0	.684
John Robinson	4	Rams	40	24	0	.625	42	28	0	.600
Bill Parcells	4	Giants	36	27	1	.570	41	29	1	.585
Joe Walton	4	Jets	35	29	0	.547	36	31	0	.537
Marv Levy	6	Chiefs, Bills	33	47	0	.413	33	47	0	.413
Raymond Berry	3	Patriots	26	14	0	.650	29	16	0	.644
Ray Perkins	4	Giants, Buccaneers	24	35	0	.407	25	36	0	.410
M. Schottenheimer	3	Browns	24	16	0	.600	25	18	0	.581
Sam Wyche	3	Bengals	25	23	0	.521	25	23	0	.521
Marion Campbell	6	Falcons, Eagles	23	48	1	.326	23	48	1	.326
Ron Meyer	4	Patriots, Colts	21	15	0	.583	21	16	0	.568
Darryl Rogers	2	Lions	12	20	0	.375	12	20	0	.375
Jerry Burns	1	Vikings	9	7	0	.563	9	7	0	.563
Jim Mora	1	Saints	7	9	0	.438	7	9	0	.438
Jerry Glanville	2	Oilers	5	13	0	.277	5	13	0	.277
Buddy Ryan	1	Eagles	5	10	1	.344	5	10	1	.344
Gene Stallings	1	Cardinals	4	11	1	.281	4	11	1	.281
Al Saunders	1	Chargers	3	5	0	.375	3	5	0	.375
Frank Gansz	0	Chiefs	0	0	0	.000	0	0	0	.000

NFL'S TOP 21 COACHES

(Career wins, start of 1987 season)

COACH	YEARS	TEAMS	REGULAR SEASON				CAREER			
			W	L	T	PCT.	W	L	T	PCT.
George Halas	40	Bears	319	148	31	.672	325	151	31	.672
DONSHULA	24	COLTS, DOLPHINS	247	94	6	.720	263	107	6	.707
Tom Landry	27	Cowboys	240	141	6	.628	260	157	6	.622
Curly Lambeau	33	Packers, Cardinals	226	132	22	.623	229	134	22	.623
Paul Brown	21	Browns, Bengals	166	100	6	.621	170	108	6	.609
Chuck Noll	18	Steelers	155	107	1	.591	170	114	1	.598
Bud Grant	18	Vikings	158	96	5	.620	168	108	5	.607
Steve Owen	23	Giants	151	100	17	.595	153	108	17	.582
Chuck Knox	14	Rams, Bills, Seahawks	130	76	1	.630	137	85	1	.617
Hank Stram	17	Chiefs, Saints	131	97	10	.571	136	100	10	.573
Weeb Ewbank	20	Colts, Jets	130	129	7	.502	134	130	7	.507
Sid Gillman	18	Rams, Chargers, Oilers	122	99	7	.550	123	104	7	.541
George Allen	12	Rams, Redskins	116	47	5	.705	118	54	5	.681
Don Coryell	14	Cardinals, Chargers	111	83	1	.572	114	89	1	.561
John Madden	10	Raiders	103	32	7	.750	112	39	7	.731
Buddy Parker	15	Cardinals, Lions	104	75	9	.577	107	76	9	.581
Vince Lombardi	10	Packers, Redskins	96	34	6	.728	105	35	6	.740
Lou Saban	16	Patriots, Bills, Broncos	95	99	7	.490	97	100	7	.493
Jimmy Conzelman	16	Independents, Badgers, Panthers, Steam Roller, Cardinals	88	67	17	.561	89	68	17	.560
Tom Flores	8	Raiders	78	43	0	.645	86	46	0	.652
Bum Phillips	11	Oilers, Saints	82	77	0	.516	86	80	0	.514



SHULA VS. THE NFL

TEAM	Miami Regular Season			Miami Playoff		Baltimore Regular Season			Baltimore Playoff		Total		
	W	L	T	W	L	W	L	T	W	L	W	L	T
Atlanta	4	1	0	0	0	7	0	0	0	0	11	1	0
Buffalo	31	3	0	0	0	0	0	0	0	0	31	3	0
Chicago	4	0	0	0	0	7	4	0	0	0	11	4	0
Cincinnati	5	1	0	1	0	0	0	0	0	0	6	1	0
Cleveland	1	4	0	2	0	0	1	0	1	1	4	6	0
Dallas	3	1	0	0	1	1	1	0	0	0	4	3	0
Denver	2	0	1	0	0	0	0	0	0	0	2	0	1
Detroit	2	1	0	0	0	7	2	2	0	0	9	3	2
Green Bay	4	0	0	0	0	5	6	0	0	1	9	7	0
Houston	7	4	0	0	1	0	0	0	0	0	7	5	0
Ind./Balt.	25	9	0	1	0	0	0	0	0	0	26	9	0
Kansas City	5	1	0	1	0	0	0	0	0	0	6	1	0
L.A. Raiders	2	8	0	1	2	0	0	0	0	0	3	10	0
L.A. Rams	4	1	0	0	0	9	4	1	0	0	13	5	1
Minnesota	3	1	0	1	0	8	2	1	1	0	13	3	1
New England	20	13	0	1	1	0	0	0	0	0	21	14	0
New Orleans	4	1	0	0	0	2	0	0	0	0	6	1	0
N.Y. Giants	1	0	0	0	0	1	1	0	0	0	2	1	0
N.Y. Jets	22	11	1	1	0	0	0	0	0	1	23	12	1
Philadelphia	3	2	0	0	0	3	0	0	0	0	6	2	0
Pittsburgh	5	2	0	2	1	1	0	0	0	0	8	3	0
St. Louis	5	0	0	0	0	2	0	0	0	0	7	0	0
San Diego	3	4	0	1	1	0	0	0	0	0	4	5	0
San Francisco	4	1	0	0	1	12	2	0	0	0	16	4	0
Seattle	2	0	0	1	1	0	0	0	0	0	3	1	0
Tampa Bay	2	1	0	0	0	0	0	0	0	0	2	1	0
Washington	3	1	0	1	1	6	0	0	0	0	10	2	0
TOTAL	176	71	2	14	10	71	23	4	2	3	263	107	6

ADMINISTRATIVE STAFF

J. MICHAEL ROBBIE



**Executive Vice-President
and General Manager**

College: Notre Dame
NFL: 14th Season
Dolphins: 14th Season
Born: January 6, 1948

Entering his 10th year as the Dolphins' executive vice-president and general manager, Mike Robbie is responsible for the overall operation of the team's front office. His duties encompass all aspects of club operations from contract negotiations to financial management.

Robbie's initial endeavors for the Dolphins came when he served in the team's ticket department from 1971-75, including two seasons as ticket director. He then took a three-year leave of absence to obtain his law degree from the University of South Dakota. He returned to South Florida and in October, 1978, was named to his current position. Robbie's legal training and business background, coupled with his earlier grassroots experience in the Dolphin organization laid solid groundwork for his successful entrance as the team's day-to-day administrator.

Included among his Dolphin projects has been the implementation of a computer system for all club operations from ticket accounts to scouting. In addition, Robbie has represented the Dolphins at NFL meetings since 1979.

Robbie earned both his Juris Doctor and M.B.A. degrees from the University of South Dakota, and he has a B.S. in Mechanical Engineering from the University of Notre Dame. He is a member of the South Dakota Bar. The fourth oldest of 11 Robbie children, he is a native of Mitchell, South Dakota, and a graduate of Minneapolis De LaSalle High School.

Mike and his wife Dwyn were married in Redondo Beach, California, in 1982 and live in Miami Shores.

JANN ILIFF



General Counsel

College: Carleton
NFL: Third Season
Dolphins: Third Season
Born: November 19, 1952

Jann Iliff assumed her duties as general counsel for the Dolphins in July of 1985. Prior to joining the Dolphins, she was in private law

practice in Minneapolis with experience in civil litigation, commercial law, personal injury, product liability and medical malpractice.

Iliff received her J.D. degree in 1980 from William Mitchell College of Law in St. Paul, Minnesota. While at Mitchell, she was a staff member of the school's Law Review. Iliff earned her undergraduate degree from Carleton College in Northfield, Minnesota.

A native of Minneapolis, Iliff resides in Miami.

MARLO HANSON



Stadium Coordinator

College: Minnesota
NFL: Third Season
Dolphins: Third Season
Born: December 26, 1929

Marlo Hanson serves as the coordinator of Dolphin Stadium Corporation. In that role, Hanson, a registered architect, works directly with stadium architects and planners of the new 75,000-seat Joe Robbie Stadium.

Before assuming his present position, Hanson worked in various architectural capacities for the State of Minnesota. He began his tenure there as a staff architect, eventually earning the title of director of real estate management in the department of administration. His position entailed performing space management functions for all state agencies in Minnesota. Hanson also participated in plans and construction of various state projects including hospitals, prison systems and colleges.

A graduate of the University of Minnesota, Marlo and his wife Betty live in Ft. Lauderdale. They have three daughters, Sharon, Janet and Natalie.

JOE FLETCHER



Stadium Engineer

College: Brooklyn Poly Tech
NFL: First Season
Dolphins: First Season
Born: November 16, 1931

Joe Fletcher serves the Miami Dolphins as stadium engineer for Joe Robbie Stadium. The Port Chester, New York, native joined the Dolphins on January 15, 1987, after spending 10 years with the Metro-Dade County government.

For the past two-and-one-half years, he was the executive director of the Metro-Dade Transportation Administration, supervising 2,700 employees. Fletcher was responsible for all transportation (People Mover, Metrorail system, buses, taxis, etc.) in Dade County. For seven

years, he was the director of general services administration for Metro-Dade. From '71 to '77, Fletcher was director of general services in Clearwater, Florida.

A graduate of the Brooklyn Poly Tech Institute, he spent 18 years as the director of engineering at Beth Israel Medical Center in New York City.

Joe and his wife, Dorothy Marie, reside in Miami with their daughter, Jennifer.

PAT KELLY



Director of Stadium Events

College: John Jay
NFL: First Season
Dolphins: First Season
Born: February 13, 1928

Pat Kelly, who supervised stadium operations at famed Yankee Stadium for the past 20 years, begins his first season as director of stadium events for Joe Robbie Stadium.

Kelly, who began his career at Yankee Stadium in 1967, served as stadium manager and then vice president of stadium operations before joining the Dolphins in June. His main responsibility was the efficient operation and maintenance of all of Yankee Stadium's facilities.

While at Yankee Stadium, he supervised the Pope's Mass, numerous American League playoff and World Series games, the All-Star game, championship boxing events and New York Giants football (1967-73).

Kelly served in the United States Navy before spending 24 years with the New York City Police Department. Married to the former Catherine Conway, they are the parents of two children.



ASSISTANT COACHES

DAVID SHULA



**Assistant Head Coach,
 Receivers/Quarterbacks**
College: Dartmouth
NFL: Sixth Season
Dolphins: Sixth Season
Born: May 28, 1959

David Shula begins his sixth season with the Dolphins and serves Miami as its assistant head coach, in addition to being in charge of the receivers and quarterbacks. In a relatively short time, Shula has become one of the brightest and most respected young coaches in professional football. Two years ago he added the responsibility of assistant head coach and has become more involved in the overall football operation.

After three years as the Dolphins' receivers coach, Shula was given the added duties of working with Miami quarterbacks in 1985. He proved he takes after his famous father in two important characteristics — hard work and dedication.

Last year the Dolphins again enjoyed another successful season through the air as Miami was first in the league in passing as a team and Dan Marino was first in the AFC and second in the league in the individual rankings. In addition, Mark Duper (ninth), Lorenzo Hampton (15th), Mark Clayton (16th) and Bruce Hardy (20th) were ranked among the AFC's Top 20.

In 1983 (David's first full season), the results of his endeavors were very apparent. During the '82 off-season, Shula spent considerable time with wide receiver Mark Duper and incoming rookie quarterback Dan Marino. The results were that Duper, a seldom-used player in '82, emerged as the Dolphins' first-ever 1,000-yard receiver, and Marino emerged as perhaps the finest rookie QB in NFL history. In the '83 off-season, Shula redirected much of his energies toward another second-year receiver, Mark Clayton, while continuing to work with Duper and Marino. The results were again spectacular as Clayton set club records for receptions and yards with Duper close behind. Much of his energy this season will be directed toward the development of second-year wide receiver James Pruitt and rookie Scott Schwedes.

The 28-year-old Shula became a permanent member of the team's coaching staff in January, 1983, following a one month temporary assignment to replace Wally English. At the time of his hiring, Shula was a first-year law student, and thus had to decide whether to pursue a legal or a coaching career.

Shula spent one season (1981) as a return specialist wide receiver for the Baltimore Colts. On September 27, 1981, Shula met Shula as son David's Colt club competed against father Don's Dolphin team. Miami won in Baltimore, 31-28.

Shula was a two-time All-Ivy League selection at Dartmouth (1978-80) and holds all major Big Green receiving records, including most career catches (133) and most career receiving yardage (1,822). He started every game during his varsity career, and as a senior caught 52 passes (school record) for 758 yards. Born on May 28, 1959 in Lexington, Kentucky, David graduated from Dartmouth in 1981 with a B.A. in history. Shula was also a four-sport letterman at Hollywood's Chaminade High School.

David and his wife Leslie (married 6/5/82) live in Miami Lakes with their sons Danny (10/9/83) and Christopher (2/5/86). Shula was very involved in the "Say No to Drugs" program in the off-season.

TOM OLIVADOTTI



Defense
College: Upsala
NFL: Third Season
Dolphins: First Season
Born: September 22, 1945

The newcomer to the Miami Dolphins coaching staff is Tom Olivadotti, who will be responsible for the overall defense with a concentration on the pass defense. Olivadotti came to the Dolphins after spending two seasons with the Cleveland Browns as an assistant.

The Long Branch, New Jersey, native made an impressive NFL coaching debut two years ago when he handled the Browns' outstanding linebacking corps. In 1986 he was in charge of Cleveland's defensive backs — one of the main reasons the Browns came within one game of the Super Bowl. Cleveland had the best record (12-4) in the AFC last season.

Olivadotti should be familiar with Miami — he spent four seasons as a defensive coach at the University of Miami, serving the last three years as defensive coordinator. The Hurricanes captured the national championship in Olivadotti's last season (1983). He then followed head coach Howard Schnellenberger (a former Dolphin assistant) to Louisville with the understanding that he could leave if a pro coaching job arose, which it did with the Browns.

Olivadotti played defensive end and receiver in four years as a starter at Upsala College in East Orange, N.J., and also participated in baseball and track. While coaching at New Jersey high schools Pope Pius (1967-68), Long Branch (1968-71) and Red Bank Catholic (1971-72), he also played semi-pro ball for five seasons.

He then moved on to Salesianum Prep School in Wilmington, Delaware, as head coach (1972-75) before moving up to the college ranks beginning at Princeton (1975-77) as tutor for linebackers and both offensive and defensive lines. Later (1978-79) he coached defensive ends and linebackers at Boston College and also organized the entire defense.

Olivadotti, who has a B.A. business degree and is a class "A" racquetball player, resides in Cooper City with his wife Karen (married 6/15/68) and their two children, Kari Anne (9/30/70) and Kirk (1/1/74).

MEL PHILLIPS



Defensive Backs
College: North Carolina A&T
NFL: Eighth Season
Dolphins: Third Season
Born: January 6, 1942

Mel Phillips moves into his third season as defensive backs coach for the Dolphins. Two years ago, in only his first season with Miami,

Phillips saw his DBs tie for third place in the AFC in interceptions. A rash of injuries hurt the Miami secondary in '86 but Phillips has high hopes for the '87 campaign.

Before coming to Miami, the 45-year-old Phillips previously held the same position for five seasons with the Detroit Lions (1980-84).

Known for his outstanding rapport with his players, Phillips coached in Detroit under then-head coach (and former Dolphin assistant) Monte Clark. With Miami, Phillips works with a defensive backfield rich in experience that features quality veterans like Don McNeal, William Judson, Mike Kozlowski, Glenn Blackwood, Paul Lankford and Bud Brown. He also has some outstanding young talent in Donovan Rose, Reyna Thompson and Mike Smith.

Phillips, a native of Shelby, North Carolina, played 12 seasons for the San Francisco 49ers (1966-77), including eight as a starter at strong safety. A tenacious hitter during his playing days, his career statistics include 10 interceptions for 106 return yards (35-yard TD in 1970). Phillips twice won the 49ers' Len Eshmont Award, symbolic of the team's most valuable player. Following his retirement from the 49ers, Phillips worked for the city of San Francisco's juvenile probation department until joining the Lions.

Collegiately, Phillips attended North Carolina A&T, where he played both ways as a defensive back and a running back. As a senior, Phillips rushed for 648 yards on 100 carries for 11 touchdowns, and also caught 19 passes for 277 yards and four scores. That season (1965), A&T won the conference championship and Phillips intercepted two passes and rushed for two TDs in the title game. Phillips also lettered for the swimming and track teams at A&T.

Mel and his wife Patricia (married 1/23/65) live in Miami Lakes with their daughters Paulette (6/4/67) and Yvette (5/9/73). He was born on January 6, 1942 in Shelby, North Carolina.

JOHN SANDUSKY



Offense, Offensive Line
College: Villanova
NFL: 29th Season
Dolphins: 12th Season
Born: December 28, 1925

Like many of the men who played for him, John Sandusky is regarded as "one of the best in the business." Sandusky — and his offensive line — just keeps getting better. A veteran of nearly three decades of NFL coaching (he begins his 29th campaign in '87), Sandusky starts his 12th year with the Dolphins looking for continued success.

In 1986, the Dolphin offensive line allowed the fewest QB sacks (17) in the NFL for the fifth straight season.

Under Sandusky's guidance the Dolphin offensive line has rewritten the NFL record book. In 1986 Miami increased its league-record string of consecutive seasons leading the NFL in fewest QB sacks to five (1982-86). The Dolphins also hold the record for most seasons leading the league in fewest sacks — six. Miami also led the NFL in scoring in '86 with 430 points.

Despite his assistant coaching title, he is also quite knowledgeable about defense, having spent seven of his 29 seasons coaching the other side of the line of scrimmage. In three of the past four campaigns, even Dolphin offensive linemen have been singled out for some type of most-season honors.

The 61-year-old Sandusky joined the Dolphins in 1976 after spending three seasons (1973-75) as an assistant coach for the Philadelphia

Eagles. Prior to that, he was a coach for the Baltimore Colts from 1959-72, including the 1963-69 seasons under then-Colt head coach Don Shula. When Shula moved to Miami in 1970, he attempted, but was unable, to bring Sandusky with him. Sandusky was on the Colt staff for their two Super Bowl appearances in games III and V.

When Don McCafferty was fired as Baltimore's head coach after winning only one of the first five games in 1972, Sandusky became the Colt boss and led his charges to four victories in their final nine games. Two of Sandusky's losses that season were to Shula's undefeated Dolphin team.

Sandusky was an All-America tackle at Villanova University (1946-49) before joining the NFL's Cleveland Browns in 1950. He played both offensive and defensive tackle in six seasons in Cleveland as the Browns made it to the NFL title game in all six of those campaigns (three wins). Sandusky then played one year (1956) with the Green Bay Packers before beginning his coaching career at Villanova (1957-58).

Sandusky has the unique distinction of having served in four different capacities in the now-defunct College All-Star game in Chicago. He played (1950) and coached (1958) for the All-Stars, and also played (1951, 1955) and coached (1969, 1971) for the NFL championship team that annually opposed the collegians.

John remarried this past June 6 to the former Shirley Petti and the couple resides in Hollywood with her three children (Georgina, Jason and Jennifer). John has two sons (Jack and James) living in Baltimore, and a daughter (Ruth) who resides in Silver Spring, Maryland. Another son, Gerry, covers the Dolphins as a sportscaster for WSVN-TV in Miami. Another son, Joe, died in '78 of complications from pneumonia while a sophomore at Tulsa University. John was married to his first wife, Ruth, for 34 years before her death in December, 1985.

DAN SEKANOVICH



Defensive Line
College: Tennessee
NFL: 11th Season
Dolphins: Second Season
Born: July 27, 1933

Dan Sekanovich, a veteran of a decade of NFL coaching, begins his second season as a member of the Miami Dolphins staff. The 54-year-old Sekanovich is in charge of the Dolphin defensive line. He recently spent three seasons (1983-85) as the assistant head coach/defensive line mentor of the Atlanta Falcons. While with Atlanta he helped develop two top young linemen in Rick Bryan and Mike Gann. With the Dolphins, he will be working with young prospects like T.J. Turner, George Little and top-draft choice John Bosa.

Prior to his Atlanta post, Sekanovich developed one of the NFL's most feared defensive units, "The New York Sack Exchange," while defensive line coach for the New York Jets from 1977-82. In 1981, the Sack Exchange led the NFL in sacks with the defensive line getting 59 of 66.

Before joining the Jets, the West Hazleton, Pennsylvania, native enjoyed his first professional coaching experience when he served on Marv Levy's staff (now head coach of the Buffalo Bills) for the Montreal Alouettes of the Canadian Football League from 1973-76. Montreal captured the Grey Cup title in 1974 as Sekanovich coached both the offensive and defensive lines.

His collegiate coaching stops included: Kentucky (1971-72), Navy

(1969-70), Pittsburgh (1968), Connecticut (1964-67) and Susquehanna (1961-63).

Sekanovich enjoyed a fine playing career (1951-53) at Tennessee under General Bob Neyland, where he played as a defensive end.

Dan and his wife, Delores, have a son, Dan, Jr., (11/23/66) and a daughter, Catherine (11/28/68). They reside in Cooper City.

CHUCK STUDLEY



Linebackers
College: Illinois
NFL: 19th Season
Dolphins: Fourth Season
Born: January 17, 1929

Chuck Studley, a veteran of nearly two decades of NFL coaching, moves into a new area of the Dolphin defense in '87 as he becomes the linebacker coach. For the previous three years Studley was in charge of the overall defense.

The Dolphin defense has had a proud tradition of linebackers with men named Buoniconti, Matheson and Duhe. Studley hopes to continue that trend with veterans like Hugh Green and Bob Brudzinski and young standouts like Mark Brown, John Offerdahl and Rick Graf. In 1986, Offerdahl became the first Dolphin LB named as a starter in the Pro Bowl.

Studley, who joined the Dolphins on December 27, 1983, had begun the '83 season as the defensive coordinator for the Houston Oilers. Following the team's 0-6 start, head coach Ed Biles resigned on October 10, with Studley being tabbed as interim head coach. He took over the undermanned Oilers, guiding them to upsets over Detroit and Cleveland, and nearly one over Miami. Studley's Oilers led Shula's Dolphins in the fourth quarter of their December 4 Astro dome encounter before the visitors finally prevailed, 24-17.

Prior to his service in Houston, Studley spent the 1979-82 seasons as the defensive coordinator for the San Francisco 49ers. The '81 49er squad went all the way, capturing Super Bowl XVI with a victory over the Cincinnati Bengals. Before heading to California, Studley had been a Bengal assistant for 10 seasons (1969-78).

Studley, born in Maywood, Illinois, was an All-America guard at the University of Illinois (1949-51), captaining its undefeated 1951 team that went to the Rose Bowl. He began his coaching career at Alton (Ill.) High School (1952-54) before returning to his alma mater to coach the Fighting Illini (1955-59). As a head coach, he led the University of Massachusetts to a Yankee Conference championship in 1960, then spent six years at the helm of the University of Cincinnati, helping the Bearcats to a pair of Missouri Valley titles.

Chuck and his wife, Peggy, (married 6/24/50) live in Miami Lakes. They have six children (Carole, Doug, Susan, David, Mike and Steve) and five grandchildren.



CARL TASEFF



Offensive Backs
College: John Carroll
NFL: 21st Season
Dolphins: 18th Season
Born: September 28, 1928

When Don Shula arrived in Miami in 1970, so too did Carl Taseff. Taseff and Shula's relationship dates back to their college days when they played in the same backfield together for coach Herb Eisele's John Carroll squad in Cleveland. They were also roommates in the NFL while both played for Cleveland (1951-52) and Baltimore (1953-56).

Taseff has coached the Dolphin offensive backs since coming to South Florida, and he's done it with great success. In fact, in the eight-year span from 1970-77, Taseff's backs ranked fifth or higher in NFL rushing on seven occasions. More importantly, Taseff has been able to change with the times. During the 1970s, the Dolphins employed a grind-it-out style that featured powerful fullback Larry Csonka. Since Dan Marino's emergence as Miami's air-oriented quarterback, Taseff's charges have become more a part of the passing game (ie. Lorenzo Hampton was second on the team in receptions in '86). Hampton was also sixth in rushing and 15th in receiving in the AFC a year ago.

Taseff came to Miami after spending two years working for the GEPO scouting combine (1968-69). Prior to that, he had coaching stints with the AFL's Boston Patriots (1964) and the NFL's Detroit Lions (1965-66).

As a player, Taseff was a star running back at Cleveland's John Carroll University, scoring 22 touchdowns in 1950. He began his pro career in 1951 with his hometown Cleveland Browns before beginning a nine-year term (1953-61) with the Baltimore Colts. A cornerback for the Colts, Taseff set a team record with a 90-yard punt return for a touchdown against Green Bay (10/14/56). He holds an NFL record with a 99-yard return of a Walt Michaels field goal attempt against the Rams (12/12/59).

After the Colts, Taseff played the latter part of the '61 season for Philadelphia before winding up his playing career with Buffalo in 1962. Overall, Taseff's career stats show 112 punt returns for 826 yards and no fumbles.

Carl and his wife Lucy (married 11/18/78) live in Miami. He has two daughters, Cynthia Sue and Susan (both married), by a previous marriage. He also has a granddaughter, Celia.

JUNIOR WADE



Strength and Conditioning
College: South Carolina State
NFL: 13th Season
Dolphins: 13th Season
Born: February 2, 1947

One of the key figures in the Dolphin program is veteran strength and conditioning coach Junior Wade.

In his fifth season as the Dolphins' strength and conditioning coach, Wade also administers the team's successful off-season conditioning program and assists with the Miami special teams. Previously, Wade had served eight years as the club's assistant trainer. The promotion to assistant coaching status was a well-deserved reward for the affable Wade. As a trainer, he long had held the respect of the Dolphin players for his knowledge and his willingness to boost player morale by putting himself through the same rigorous rehabilitation as that prescribed for injured Dolphins.

Appointed to his present position on February 15, 1983, Wade first joined the Dolphins as training camp assistant for the 1973-74 pre-seasons. He was hired by the Dolphins on a full-time basis in time for the 1975 campaign. Wade's past job experience includes having worked as an athletic trainer and guidance counselor at Fayetteville State and as the trainer for the St. Louis Cardinals' baseball farm team in Orangeburg, South Carolina.

Wade was also the head baseball coach and assistant trainer at Davidson College. In 1975, he led the Wildcats to a 21-15 record, the best mark the school had ever posted. A three-year letterman himself at South Carolina State, Wade also earned his master's degree in education. Following his graduation from SCSU in 1969, he worked as head trainer at the school for three years.

Junior, a native of Bath, South Carolina, lives in Miami with his wife Constance (married 12/13/70) and sons Aaron (2/25/72) and Jason (2/24/80).

MIKE WESTHOFF



Special Teams, Tight Ends
College: Wichita State
NFL: Fifth Season
Dolphins: Second Season
Born: January 10, 1948

Mike Westhoff begins his second year as a member of the Dolphins coaching staff concentrating on special teams and tight ends. Last season James Pruitt had a 71-yard punt return for a TD and Bruce Hardy turned in the best season ever by a Dolphin tight end.

Westhoff came to Miami after spending a year in the United States Football League with the Arizona Outlaws, where he was the offensive line coach for Frank Kush.

Before his one-year stint in the USFL, Westhoff spent three seasons under Kush with the Baltimore/Indianapolis Colts (1982-84). While with the Colts, his responsibilities included tight ends, special teams and weight training.

The 39-year-old Westhoff began his collegiate playing career at Ayoming in 1965, where he was a starting outside linebacker as a freshman. He then transferred to Wichita State, where he was a three-year starter at linebacker and center. He graduated from Wichita State in 1970 with a degree in history. He was the team's MVP as a junior and served as captain during his senior campaign.

Westhoff started his collegiate coaching career as a graduate assistant at Indiana University, where he earned a master's degree in educational psychology in 1974. He was named as a full-time coach at IU in '75 before becoming offensive line coach at Dayton in 1976. Westhoff then took over as coach of the defensive line and linebackers at Indiana State in 1977. He then coached at Northwestern (1978-80) and Texas Christian (1981), working with the offensive line.

Born in Pittsburgh, he was raised in Bethel Park, Pennsylvania. Mike and his wife, Marilyn (married 1/25/70), reside in Ft. Lauderdale with their son, John Thomas (4/27/81).

FOOTBALL STAFF

CHARLEY WINNER



**Director of Pro Personnel,
Administrative Assistant**
College: Washington (Mo.)
NFL: 33rd Season
Dolphins: Seventh Season
Born: July 2, 1925

A veteran of 33 NFL coaching and front-office seasons, Charley Winner serves the Miami Dolphins as director of pro personnel and as an administrative assistant to Don Shula.

Three years ago, Winner was given the responsibility of negotiating most player contracts. That duty goes along with Winner's other tasks that include scouting upcoming Dolphin opponents, searching for free agent talent and handling waiver and trade transactions.

Winner joined the Dolphins in 1981 after working one year for a cable television company. Prior to that, he enjoyed a distinguished coaching career which began in 1948 as an assistant under future father-in-law Weeb Ewbank at his alma mater, Washington University in St. Louis. He moved to Case Tech in 1950 under head coach Lou Saban, remaining there for four seasons. In 1954, Winner began his professional coaching career at Baltimore, again with Ewbank at the helm. From 1954-65, he coached Colt ends, defensive backs, linebackers and served as defensive coordinator. During his Baltimore stint, he coached a defensive back named Don Shula, later serving on Shula's staff when he became the Colt boss.

In 1966, Winner accepted the head coaching position of the St. Louis Cardinals, a post he held for five seasons. His teams had a 35-30-5 record, including an outstanding 9-4-1 mark in 1968. From 1971-72, Winner coached defensive backs for George Allen's Washington Redskins, whose '72 squad lost to the Dolphins in the Super Bowl. He was again reunited in 1973 with Ewbank, this time as an assistant for the New York Jets. Winner took over as Jet head coach the following year, posting a 9-14 slate in two seasons. He then coached Cincinnati's defensive backfield from 1976-79. Under Winner's guidance, Bengal DBs had conference rankings of first (1976) and second (1978) during his tenure there.

A native of Somerville, New Jersey, Winner attended Southeast Missouri College for one year before being drafted into the service in 1942. A radio operator and gunner in the Air Force, he flew 17 missions over Germany, and once spent six weeks in a German POW camp. Following the war, he completed his education at Washington University, earning letters in football and track.

Charley and his wife, Nancy (married 6/23/50), live in Plantation. They have two daughters, Cinda and Lisa, and five grandchildren.



DOLPHIN FACT

Wide receiver Mark Clayton holds the NFL record for most receiving touchdowns in one season. He had 18 TDs through the air in 1984.

CHUCK CONNOR



Director of Player Personnel
College: Cincinnati
NFL: 10th Season
Dolphins: 10th Season
Born: July 7, 1937

The man responsible for the scouting of college players and the Dolphins' preparation for the NFL draft is Chuck Connor. A veteran of nine years of service, Connor serves as director of player personnel for Miami and quietly has become one of the top men at his position in the league.

Preparing for the annual draft is Connor's primary concern, and he has done that well during his Dolphin tenure, boasting 34 players from his first nine drafts who remain on the team's roster heading into the '87 pre-season.

Two years ago, faced with no first-round selection and only the 24th pick (52nd overall) in the second round, Connor and his staff came up with a then-unknown linebacker from small Western Michigan, John Offerdahl. At season's end Offerdahl was the NFL Rookie of the Year. Five of last year's rookies made the '86 squad and four started on defense at season's end.

Since Connor's arrival, the Dolphins have slowly rebuilt several key areas, including the defensive backfield, the offensive line, running back and the kicking game. Connor's astute scouting and drafting has accomplished this without missing a competitive beat. The Dolphins won divisional titles in 1979, '81, '83, '84 and '85, and made it to the Super Bowl in '82 and '84.

The McKees Rocks, Pennsylvania, native joined the Dolphins in February, 1978, after spending the previous three years scouting for BLESTO, one of the NFL's two scouting combines. In his last year with BLESTO, Connor had been promoted from area to regional scout, responsible for a nine-state area in the southeastern United States.

Connor began his career as a coach on the high school level, spending 15 years (1960-74) at Montour High near Pittsburgh. Eight of those seasons were spent as a head coach, with his 1967 squad going undefeated. In '74, he continued as a teacher at Montour while becoming the defensive backfield coach at Carnegie-Mellon University. While at Montour, Connor had begun evaluating players from film for the Pittsburgh Steelers, which eventually led to his BLESTO position.

Chuck and his wife, Dorothy (married 6/27/59), live in Stone Mountain, Georgia. They have four children, Chuck (4/23/60), Mike (1/16/65), Karen (6/20/66) and Scott (7/29/76).



DOLPHIN FACT

The Dolphins hold the NFL record for most consecutive home games won. Miami won 27 straight regular-season games (31 overall) at the Orange Bowl from 1971-74.

Heading into 1987, Miami has not been shut out at home since October 25, 1970 against the Cleveland Browns (28-0), the second-longest such streak in the AFC. Denver has never been whitewashed in Mile High Stadium since the team began play in the AFL in 1960.

MILT DAVIS



College Scout
College: UCLA
NFL: 21st Season
Dolphins: 10th Season
Born: May 31, 1929

The veteran of the Miami Dolphins' collegiate scouting corps is Mil Davis, who since 1978 has been responsible for the 14-state western region. In addition to his scouting duties, Davis, who has over two decades of experience in the NFL, also assists the coaching staff during mini-camp and portions of summer training camp. He also finds time to serve as a counselor and biology professor at Los Angeles City College.

Davis began his scouting career in 1967 with the Baltimore Colts, continuing in that capacity until 1976. He spent the '77 season "beating the bushes" for the Los Angeles Rams before joining the Dolphins.

In four seasons as a Colt defensive back (1957-60), Davis twice tied for the NFL lead in interceptions and was an All-Pro selection in 1957. In his rookie season, Davis picked off 10 of his 27 career interceptions. He was a member of the Colts' 1958 and '59 teams that defeated the New York Giants for the league championship.

Richly educated, Davis received his undergraduate degree, a master's degree in zoology (he's an avid bird-watcher) and a doctorate in administrative education from UCLA.

Milt and his wife, Yvonne (married 1/18/58), live in Los Angeles. They have three children, Allison (2/19/59) and twins Brian and Hilary (5/21/62), and a grandson, Chance (4/3/84).

MIKE CARTWRIGHT



College Scout
College: Wyoming
NFL: Sixth Season
Dolphins: Fifth Season
Born: February 12, 1946

The responsibilities of scouting the Rocky Mountain and midwestern states fall on the shoulders of the capable Mike Cartwright. In his fifth Dolphin season, Cartwright came to the Miami organization from the BLESTO scouting combine. He worked for BLESTO from 1979-82, first as an area scout before being promoted to regional scout.

Cartwright's initial scouting position was with the San Francisco 49ers, working for Pro-Line. Prior to that, he was head coach and athletic director at St. Mary's School in Cheyenne, Wyoming, for three years before serving the same tenure as head football coach at Cheyenne East High. Also a former teacher, Cartwright earned a B.S.

in physical education and biological science from the University of Wyoming in 1970.

Mike and his wife, Mary (married 9/25/74), live in Cheyenne with their son Jeremy (4/25/77) and Mike's two sons by a previous marriage, Chad (12/12/64) and Brad (12/30/68).

KEVIN COLBERT



College Scout
College: Robert Morris
NFL: Third Season
Dolphins: Third Season
Born: January 29, 1957

Beginning his third year with the Dolphins as a college scout, Kevin Colbert concentrates his duties on college athletes from Illinois to Alabama and eastward. Colbert joined the Miami staff after spending a season with the BLESTO scouting combine, serving the northeast area.

Prior to joining BLESTO, Colbert was the backfield coach and recruiting coordinator at Ohio Wesleyan for three years (1981-83). In '84 he aided Wesleyan as its head baseball coach.

From 1979 to '81, he served as a graduate assistant basketball coach and head baseball coach at Robert Morris College, where he pursued a master's degree in sports management. Before attending grad school, Colbert spent three months as an intern in the ticket office of the NBA's Detroit Pistons.

The Pittsburgh native earned his undergraduate degree in sports management from Robert Morris in 1979.

Kevin and his wife, Janis (married 11/21/81), reside in Beaver Falls, Pennsylvania, with their two children, Kacie (5/22/83) and Jennifer (10/15/85).

BOB LUNDY



Head Trainer
College: Boston University
NFL: 23rd Season
Dolphins: 21st Season
Born: March 28, 1936

For two decades, the job of taking care of the Dolphin players' daily assortment of major and minor injuries has belonged to head trainer Bob Lundy. One of the most respected trainers in the NFL, Lundy is responsible for the day-to-day treatment of injured Dolphins in coordination with team physicians. In conjunction with assistant coach Junior

Wade, Lundy also oversees the team's off-season conditioning program.

Lundy keeps abreast of the latest advances in training technology through his regular attendance at NATA conventions. Perhaps his highest honor came in 1974 when Dolphin players awarded Lundy the game ball following Miami's fourth consecutive AFC Eastern Division title.


Lundy joined the Dolphins for their inaugural 1966 season under then-head coach George Wilson, and has been with the club for all but one of its campaigns (he sold real estate in 1973). When Don Shula took over as head coach in 1970, Lundy was retained and he has been manning the training room ever since.

A native of Wollaston, Massachusetts, Lundy is a 1958 graduate of Boston University. While a graduate student at Indiana University, he served as the Hoosiers' assistant trainer before becoming the head trainer at Detroit University (1960-63). Lundy's first professional job came in 1964 when he served two seasons as the Detroit Lions' assistant trainer.

In May of 1986, Lundy was honored by the National Athletic Trainers Association with a "Twenty-Five Year Award," which is the most prestigious award in the training profession.

Bob and his wife, Alice (married 6/2/62), live in Miami. They have three sons, Bob, Jr. (3/30/63), Billy (6/30/66) and David (1/30/70).

BILL DAVIS



Assistant Trainer
College: Davidson
NFL: Fifth Season
Dolphins: Fifth Season
Born: April 8, 1954

In his fifth season as the Dolphins' assistant trainer is 33-year-old Bill Davis. Davis assists head trainer Bob Lundy with injury treatment and rehabilitation of Dolphin players. He has been a full-time member of the Dolphin staff since May, 1983, after spending five pre-seasons (1975-79) as a summer training camp assistant to Lundy.

Davis initially got involved in athletic training while he was a student at Davidson College. He aided current Dolphin assistant coach Junior Wade while Wade was baseball coach and assistant trainer for the Wildcats. Davis received his B.A. degree from Davidson in 1976, and earned his NATA certification the following year.

In 1978, Davis got his master's degree in health and physical education from Tennessee Tech. The following fall, he was named athletic trainer for men at the University of Tennessee-Martin, a position he held until accepting his current post.

Bill and his wife, Linda (married 7/7/84), live in Cooper City with their four children - Kim, Bradley, Chas and Brook.



DOLPHIN FACT

In home openers, Miami is 16-4-1 (.786).
 In road openers, the Dolphins are 10-10-1 (.500).

BOB MONICA



Equipment Manager
College: St. Thomas
NFL: Seventh Season
Dolphins: Seventh Season
Born: May 6, 1957

Bob Monica begins his third year as Dolphin equipment manager after four seasons as assistant equipment manager. Monica, a visible figure around the Dolphins' training camp, is responsible for issuing and ordering all playing equipment for the team.

The 30-year-old Monica earned a B.S. in sports administration from Miami's St. Thomas University. He transferred to St. Thomas from Furman University in Greenville, South Carolina, where he had been attending college on a football scholarship. A native of Madison, N.J., Monica captained Madison High School's 1976 football state champions. In addition, he was New Jersey state wrestling champion in the 188 lb. division (1976). In 1975, Monica traveled with the USA Junior Olympic Wrestling team to Germany and Bulgaria.

Prior to joining the Dolphins, Monica was a production manager for Electric Factory Concerts in Philadelphia. Single, he resides in Pembroke Pines. One of Bob's personal highlights came when he appeared as a bartender in the January 10, 1986 episode of "Miami Vice."

BILLY HERMAN



Equipment Assistant
College: Florida International
NFL: Seventh Season
Dolphins: Seventh Season
Born: March 29, 1962

Billy Herman enters his third season as equipment assistant for the Dolphins after serving four years as an equipment aide. He assists equipment manager Bob Monica in issuing and ordering team equipment.

A native of Miami, the 25-year-old Herman attended North Miami Beach High School, graduating in 1980. He attended Broward Community College for two years before receiving his B.S. in communications from Florida International University in 1985.

Herman, who also has written a feature story for the Dolphins which was published in GameDay magazine, is single and resides in Miami Lakes.

DOLPHINS ARE BEST

Since the 1970 merger of the National and American football leagues, the Miami Dolphins consistently have ranked in the top echelon of pro football. In fact, the Dolphins have a better winning percentage than any other team during that span. The Dolphins are also the only team in either the AFC or NFC to win three straight conference championships (1971-73).


TEAM	REGULAR SEASON				PLAYOFFS	
	W	L	T	Pct.	W	L
1. MIAMI	176	71	2	.711	14	10
2. Dallas	173	76	0	.695	19	12
3. L.A. Raiders	169	74	6	.691	16	9
4. Washington	160	88	1	.645	10	8
5. L.A. Rams	157	88	4	.639	8	12
6. Pittsburgh	154	94	1	.620	15	7
7. Minnesota	147	100	2	.594	8	10
8. Denver	139	105	5	.568	4	6
9. Cincinnati	131	118	0	.526	2	4
10. San Francisco	127	119	3	.516	9	6
11. Cleveland	126	121	2	.510	1	5
12. Chicago	123	125	1	.496	4	4
13. New England	122	127	0	.490	3	5
14. Seattle	78	87	0	.473	3	2
15. St. Louis	112	131	6	.462	0	3
16. Detroit	112	133	4	.458	0	2
17. Kansas City	111	133	5	.456	0	2
18. San Diego	110	134	5	.452	3	4
19. N.Y. Jets	108	140	1	.436	3	4
20. Atlanta	106	139	4	.434	1	3
21. Philadelphia	104	139	6	.430	3	4
22. Green Bay	103	139	7	.428	1	2
23. N.Y. Giants	103	144	2	.418	6	3
24. Indianapolis	101	146	2	.410	4	5
25. Houston	94	153	2	.382	4	3
26. Buffalo	92	155	2	.373	1	3
27. New Orleans	78	167	4	.321	0	0
28. Tampa Bay	48	116	1	.294	1	3



DOLPHIN FACT

Heading into the 1987 season, the Dolphins have never lost to an NFC East team at home. Miami is a perfect 8-0 in home games with NFC East foes since the merger of the National and American Football Leagues in 1970. The Dolphins are 3-0 vs. Philadelphia, 2-0 vs. Dallas, 2-0 vs. St. Louis and 1-0 vs. Washington. Miami, which has never faced the N.Y. Giants at home except in the pre-season, will play host to both the Giants and Redskins in '87.

JOE ROBBIE STADIUM



The critics said it never could be done. But reality shows that the dream has come true.

The Miami Dolphins begin play in the new 75,000-seat Joe Robbie Stadium in the 1987 season. Built at a cost of \$100 million, the state-of-the-art, open-air facility is the first of its kind to be constructed entirely with private funds.

Located one mile south of the Dade-Broward county line, Joe Robbie Stadium sits on a 160-acre site. It is 16 miles northwest of downtown Miami and 14 miles north of the Orange Bowl, the Dolphins' former home.

The first game in Joe Robbie Stadium pits Miami against the Chicago Bears on August 16, 1987 (the 22nd anniversary of the Dolphin franchise) in a pre-season contest. Plans for the stadium first were announced on March 5, 1984. Clearing of the stadium site began on July 22, 1985, and groundbreaking ceremonies were held on December 1, 1985 - just 20½ months prior to the first game.

Financing for the stadium is based largely upon the leasing of executive suites and club seats on 10-year leases. Executive suites, which seat 10-16 people per box, range in price from \$29,000 - \$65,000 per year. Each executive suite is fully furnished, including air-conditioning, carpeting, refrigerator, icemaker, lockable liquor cabinet, lounge furniture, two TV monitors and optional telephone hookup and catered food and beverage service. A suiteholder also receives two free parking spaces as well as four guest passes.

Club seats, which are priced from \$600-\$1,400 per year on a 10-year lease, are 21" wide (two inches wider than other seats in the stadium) with chairback and armrest. Club seats, whose patrons are kept cool by overhead vents which blow cold air down on them, are the only grandstand-style seating in the stadium underneath the overhang of the upper deck. Club seat holders also are guaranteed a parking space.

Only executive suite and club seat lessees have access to the air-conditioned stadium club, located behind the suites. The stadium club, which features a better food and beverage service than that found at concession stands, runs around the entire stadium. Holders of executive suites and club seats, who have the option to renew their lease over the life of the stadium, also have the right of first refusal on their seats for all other events in the stadium except the Super Bowl.

General seating in Joe Robbie Stadium is a 19" chairback seat with armrest, which compares favorably with the 17" bench seat of the Orange Bowl. Each seat offers an excellent view of the playing field as there are no obstructed seats in the stadium.

The stadium is easily accessible by the fan. Eight 25' wide ramps (two per corner) lead up to the upper deck. Also located on each corner are two escalators, one rising to the upper deck, the other to the club

level. Executive suite holders also may access their seats by any one of four designated elevators.

Parking at JRS is in abundance. There are a total of 14,970 parking spaces for cars and 254 for buses in the 140-acre on-site lot. There also is a helipad.

Comfort and convenience for the fan is the byword at Joe Robbie Stadium. In the general seating areas (100, 400 levels), there are 40 concession stands (each with a TV monitor so as not to miss a minute of the action). Throughout the stadium, there are a total of 80 restrooms (40 men, 40 women). For added enjoyment of the game, two giant scoreboards — each equipped with a color Sony JumboTRON video screen — are located on the ends of the stadium.

The playing field is Prescription Athletic Turf (natural grass). Its drainage capacity is such that there would be a firm playing surface within 30 minutes of a 1" per hour rain.

Field lighting is 150-plus foot candles. The field lights also have the added feature of instant restrike capability. This means that the lights will go right back on after a power failure because they do not need a 20-30 minute warmup period as with some stadium lights.

Originally named Dolphin Stadium, the facility was renamed by the Robbie children for the man who had been the driving force behind its construction on April 30, 1987. "We have seen our father lay everything he owns and everything he has accomplished on the line to build the stadium, putting himself in a real bind," said Tim Robbie, designated spokesman for the family. "If he had flunked the marketing test or the private financing test, the project would have been Joe Robbie's folly. So why not 'Joe Robbie Stadium?' Stadiums have been named in other places after people who have done a lot less to deserve it."

Joe Robbie Stadium will be the site of many great events in the coming years. Super Bowl XXIII is scheduled to be played at JRS on January 22, 1989. World Cup Soccer, open-air concerts and major league baseball all are future possibilities for stadium use.

Should major league baseball ever come to South Florida, Joe Robbie Stadium is readily adaptable. Precast concrete pieces located on the north side (what would be left field) would be replaced with movable seating at a cost of several million dollars. Home plate would be located in the southwest corner of the playing field and estimated seating is 50,000.

STADIUM FACTS

Stadium Address	2269 N.W. 199th St. Miami, FL 33056
Stadium Telephone	(305) 623-6100
Relative Location	16 miles northwest of downtown Miami 18 miles south of Ft. Lauderdale 14 miles north of Orange Bowl 3/4 mile south of Calder Race Track 1 mile south of Dade-Broward county line on N.W. 27th Ave.
Opening Date	August 16, 1987 Miami Dolphins vs. Chicago Bears
Project Cost	\$100 million
Method of Financing	Private, through lease of executive suites and club seats
Club Seats	\$600 - \$1,400 per year on 10-year lease
Executive Suites	\$29,000 - \$65,000 per year on 10-year lease
Project Site Area	160 acres
Design Team	
Architect	HOK Sports Facilities Group Kansas City, Missouri
Construction Manager	Huber, Hunt and Nichols, Inc. Indianapolis, Indiana
Construction Consultant	George A. Fuller Company New York, New York
Structural Engineer	Bliss & Nyitray, Inc. Miami, Florida
Civil Engineer	Keith and Schnars, P.A. Fort Lauderdale, Florida

Mechanical, Electrical and Plumbing Engineers Blum Consulting Engineers, Inc.
Dallas, Texas
Acoustical Consultant The Joiner-Rose Group, Inc.
Dallas, Texas
Food Service Consultant Cini-Little Associates, Inc.
Miami, Florida

Seating Capacity

General Seating (19" chairback with armrest)	74,993
Lower Deck	26,900
Upper Deck	34,859
Club Seats (21" chairback with armrest)	10,214
216 Executive Suites (ranging from 10-16 seats)	2,944
Wheelchair Seating	76

Press Box

Football	
Working Press Seats	150
Radio/TV Booths	10
Baseball	
Working Press Seats	75
Radio/TV Booths	9

Stadium Access

Gates	8
Ramps	(25 feet wide, 2 each corner) 8
Escalators	(2 each corner) 8
Elevators	9
(4 club level, 2 service/emergency, 1 press, 1 office, 1 freight)	

Parking

On-Site (140 acres)	14,970 cars 254 buses 1 helicopter
---------------------	--

Building

Overall Size	648 feet x 736 feet
Prescription Athletic Turf	128,000 square feet

Materials

- 3 acres of sod for playing field
- 55,000 cubic yards of concrete
- 6,000 tons of reinforcing steel
- 5 miles of drain pipe
- 500,000 yards of excavation material
- 140 miles of electrical wire
- 3,300 pieces of precast concrete
- 25,000 square yards of carpet

Concessionaires

General Seating (100, 400 levels)	FineHost Corporation Greenwich, Connecticut
Club Level/Press Box (200, 300 levels)	Ogden Food Service Corporation New York, New York

Facilities

Concession Stands	40 stands, 220 service lines 1 TV monitor per stand
Restrooms	40 men, 40 women
Locker Rooms	(60 lockers in each) 3
First Aid Station	Ground Level East End, Gate E
Stadium Security/Lost & Found	Main Office Secondary Office
	Ground Level East End, Gate E Ground Level West End, Gate A

Playing Field

Surface	Prescription Athletic Turf (Natural Grass)
Drainage	Firm Playing Surface Within 30 Minutes of a 1" Per Hour Rain

Scoreboards

Main (East End Zone)	56 feet high x 142 feet long
Auxiliary (West End Zone)	54 feet high x 104 feet long
Color Video Screens (Sony JumboTRON)	27 feet high x 36 feet long

Lighting For Playing Field

- 440 Metal Halide Instant Restrike Light Fixtures
- 150+ foot candles at playing field

Projected Use For Baseball

Estimated Seating Capacity	50,000
Estimated Playing Field Dimensions	
Left Field Line	335 feet
Center Field Line	410 feet
Right Field Line	345 feet

STADIUM HISTORY

- March 5, 1976 - Consultants are hired to do feasibility study for South Florida stadium.
- July 21, 1976 - Preliminary plan for 70,000-seat stadium is unveiled.
- Nov. 15, 1977 - Miami voters reject \$15 million bond issue for Orange Bowl renovations.
- May 22, 1978 - Committee estimates to Dade County a cost of \$40 million to build a new Orange Bowl next to the old one with financing coming from a resort tax and ticket surcharge.
- Feb. 19, 1979 - County attorney rules resort tax money cannot be used to build a new Orange Bowl.
- March, 1979 - National Football League rejects Miami as a Super Bowl site until stadium situation is rectified.
- Dec. 22, 1981 - Dolphin owner Joe Robbie reveals that he is negotiating to develop privately a stadium at Lake Lucerne in north Dade County.
- Nov. 2, 1981 - Voters in Dade and Broward counties overwhelmingly defeat a sales tax increase which would go toward building a new stadium.
- Dec. 14, 1983 - City of Miami voters reject sales tax increase to renovate the Orange Bowl.
- Mar. 5, 1984 - Dolphin owner Joe Robbie announces plans to build a new multi-purpose stadium in north Dade County at the team's annual awards banquet.
- Mar. 13, 1984 - City of Miami voters reject raising taxes to pay for \$55 million bond issue to repair the Orange Bowl.
- May 10, 1984 - Dolphin owner Joe Robbie begins campaign to market Dolphin Stadium executive suites and club seats.
- July 3, 1984 - Metro Commission accepts 160 acres donated by Emil and Lawrence Morton at Lake Lucerne, then leases it to Dolphin Stadium Corporation for 99 years.
- Dec. 6, 1984 - Metro commissioners unanimously agree to let Dolphin owner Joe Robbie sell \$85 million in tax-exempt bonds to finance his stadium project.
- Jan. 8, 1985 - Dolphin owner Joe Robbie announces that he is ready to spend two million dollars for stadium blueprints and engineering studies.
- Mar., 1985 - Formal application is made by Dolphin owner Joe Robbie for permission to build Dolphin Center, which will include a stadium, hotels, offices, stores and restaurants.
- Mar. 14, 1985 - At the NFL meetings in Phoenix, Dolphin Stadium is named as the host site for Super Bowl XXIII (1989).
- July 22, 1985 - Clearing of stadium site begins.
- Sept. 9, 1985 - South Florida Regional Planning Council recommends approval of proposed Dolphin Center.
- Sept. 26, 1985 - Metro Commission approves development order and zoning request of Dolphin Center.
- Dec. 1, 1985 - Groundbreaking ceremonies for Dolphin Stadium take place.
- Dec. 19, 1985 - Foundation permit is issued to Dolphin Stadium Corporation by Dade County.
- Dec. 26, 1985 - First concrete is poured at stadium site.
- Dec. 31, 1985 - Dolphin owner Joe Robbie obtains construction loan and is granted permanent financing for the new stadium.

- June 3, 1986 - Dolphin owner Joe Robbie plants a ceremonial 30-foot Royal Palm tree to begin a million-dollar beautification project for neighborhoods near Dolphin Stadium.
- Aug. 27, 1986 - Topping Out Ceremonies take place at Dolphin Stadium as highest point of construction is reached.
- Feb. 3, 1987 - Metro Commission unanimously passes a resolution recommending that Dolphin Stadium be named after its builder, Joe Robbie.
- April 30, 1987 - Tim Robbie, designated spokesman for the Robbie children, announces that Dolphin Stadium has been renamed "Joe Robbie Stadium."
- Aug. 16, 1987 - The Miami Dolphins play host to the Chicago Bears in the first game ever played at Joe Robbie Stadium. The date marks the 22nd anniversary of the Dolphin franchise.

DOLPHINS = WINNERS

Best Record Since NFL-AFL Merger (regular season, 1970-86)

1. MIAMI	176-71-2	(.711)
2. Dallas	173-76-0	(.695)
3. L.A. Raiders	169-74-6	(.691)
4. Washington	160-88-1	(.645)
5. L.A. Rams	157-88-4	(.639)

Best Record in the '80s (regular season)

1. MIAMI	72-32-1	(.690)
2. L.A. Raiders	69-36-0	(.657)
Washington	69-36-0	(.657)
4. Dallas	68-37-0	(.647)
5. San Francisco	67-37-1	(.643)

Best Record in the '70s (regular season)

1. Dallas	105-39-0	(.729)
2. MIAMI	104-39-1	(.726)
3. L.A. Raiders	100-38-6	(.715)
4. Minnesota	99-43-2	(.694)
L.A. Rams	98-42-4	(.694)

Best Record Last Five Years (regular season)

1. Washington	55-18-0	(.753)
2. MIAMI	53-20-0	(.726)
3. L.A. Raiders	51-22-0	(.699)
4. Chicago	50-23-0	(.685)
5. San Francisco	48-24-1	(.664)

Best Home Record in the '80s (regular season)

1. MIAMI	41-10-1	(.798)
2. Dallas	40-13-0	(.755)
3. Denver	39-14-0	(.736)
4. Washington	38-14-0	(.731)
5. Chicago	37-15-0	(.712)

Best Road Record in the '80s (regular season)

1. San Francisco	34-17-1	(.663)
2. L.A. Raiders	33-20-0	(.623)
3. MIAMI	31-22-0	(.585)
Washington	31-22-0	(.585)
5. Dallas	28-24-0	(.538)

Best AFC Record Vs. NFC in the '80s (regular season)

1. MIAMI	20-6-1	(.769)
2. Denver	17-8-0	(.680)
3. Pittsburgh	16-9-0	(.640)
4. Cincinnati	15-10-0	(.600)
5. L.A. Raiders	16-11-0	(.593)

Best Record Within AFC East in the '80s (regular season)

1. MIAMI	39-15-1	(.718)
2. New England	32-20-0	(.615)
3. N.Y. Jets	28-23-1	(.548)
4. Buffalo	18-34-0	(.346)
5. Indianapolis	14-39-0	(.264)

Best Record Last Month of Season (regular season)

1. MIAMI	20-4-0	(.833)
2. Washington	19-4-0	(.826)
3. Cincinnati	18-6-0	(.750)
4. San Francisco	18-7-0	(.720)
5. L.A. Raiders	17-8-0	(.680)

Average Points Scored Per Game, '80s

1. San Diego	26.1
2. San Francisco	24.6
3. MIAMI	24.5
4. Dallas	24.2
5. L.A. Raiders	23.4

Average Points Scored Per Game - Last Five Years -

1. MIAMI	26.8
2. San Francisco	26.0
3. San Diego	25.2
4. Washington	25.0
5. Cincinnati	24.2

Average Points Allowed Per Game, '80s

1. Chicago	16.2
2. Philadelphia	18.1
San Francisco	18.1
4. MIAMI	18.9
5. N.Y. Giants	19.0

Average Points Allowed Per Game - Last Five Years -

1. Chicago	15.2
2. San Francisco	16.9
3. N.Y. Giants	18.0
4. Washington	18.9
5. New England	19.1
6. MIAMI	19.2



DOLPHIN FACT

In the 1984 season, the Dolphins established a number of NFL season records, including most yards gained (6,936), most yards gained by passing (5,018), most first downs (387), most touchdowns (70), most passing touchdowns (49) and most PATS (66).

WHAT TO LOOK FOR IN 1987

Bob Baumhower . . .

- to record the 900th tackle of his career. He has 888.

Woody Bennett . . .

- to play in the 100th game of his career. He has played in 95.

Glenn Blackwood . . .

- to make his 100th career start. He has started 96 games.

Bud Brown . . .

- to make the 200th tackle of his career. He has 183.

Mark Brown . . .

- to make his 300th career tackle. He has 274.

Bob Brudzinski . . .

- to play in the 150th game of his career. He has played in 142.

- to make his 800th career tackle. He has 752.

Mark Clayton . . .

- to move as high as fourth place on the team's all-time receiving list

He should pass at least Howard Twilley (212) and Jim Kiick (221) and also could pass Duriel Harris (269). He has 209 receptions.

- to move into third place in all-time receiving yards, passing Duriel Harris (4,534). He has 3,649 yards.

- to go over 4,000 career receiving yards. He has 3,649.

- to pass Paul Warfield (33) for the team's second-highest total of receiving TDs. He has 33; Mark Duper is only one behind at 32.

Ron Davenport . . .

- to go over 1,000 yards rushing in his career. He has 684.

Mark Duper . . .

- to move into third place on the team's all-time receiving list, passing

Duriel Harris (269). He has 224 receptions.

- to take over second place in all-time receiving yards, moving past

Duriel Harris (4,534). He has 4,272 yards.

- to pass Paul Warfield (33) for the team's second-highest total of

receiving TDs. He has 32; Mark Clayton is tied with Warfield at 33

heading into the season.

- to go over 5,000 career receiving yards. He has 4,272.

- to extend his team record of 18 career 100-yard games.

- to move into seventh place on the team's all-time scoring list, passing

Mercury Morris, Paul Warfield and Tony Nathan (all 198 points). He

has 192.

- to pass Mercury Morris, Paul Warfield and Tony Nathan (all 33) for

the fourth-highest career TD total. He has 32.

Jon Giesler . . .

- to make his 100th career start. He has 87.

Hugh Green . . .

- to make his 600th career tackle. He has 515.

- to make his 100th tackle with the Dolphins. He has 73 with Miami.

Lorenzo Hampton . . .

- to move at least as high as eighth on the team's all-time rushing

list, passing Norm Bulaich (1,498), Don Nottingham (1,524) and

Woody Bennett (1,527 coming into '87). He has 1,199 yards. Should

he have a 1,000-yard season, he also would have a chance to pass

Benny Malone (2,129) and Andra Franklin (2,232) and take over

sixth place.

- to catch the 100th pass of his career. He has 69.

- should he return some kickoffs, to move into third place on the

all-time KO return list, passing Gary Davis (1,309) and Duriel Harris

(1,416). He has 1,202 yards. By returning three kickoffs, he will have

the third-most KO returns in team history (57), passing Davis (55)

and Harris (56) in the process.

Bruce Hardy . . .

- to play in the 150th game of his career. He has played in 136.

- to possibly move into fourth place on the team's all-time receiving

list, passing Duriel Harris (269). He has 223 receptions.

- to move into sole possession of the team's fifth-highest total of

receiving TDs, passing Howard Twilley and Jim Mandich (both 23).

He is tied with them at 23.

Jim Jensen . . .

- to play in the 100th game of his career. He has played in 86.

Dan Johnson . . .

- to make the 100th reception of his career. He has 90.

William Judson . . .

- to make his 300th career tackle. He has 240.

Mike Kozlowski . . .

- to play in the 100th game of his career. He has played in 97.

Paul Lankford . . .

- to make his 200th career tackle. He has 188.

Dan Marino . . .

- to throw the 150th TD pass of his career. He has 142.

- with 50 TD passes (not entirely out of the question for him - he had 48 in '84 and 44 in '86), to tie Bob Griese for the team record. Griese threw for 192 TDs in 14 seasons, while Marino has 142 TD passes after four years.

- to extend his streak of 23 straight games with at least one TD pass to the second-longest in NFL history, passing the streaks of Daryle Lamonica (25) and Dave Krieg (28) in the process. The longest such streak is 47 by Johnny Unitas.

- to go over 20,000 career passing yards. He has 16,177.

- to become the NFL's all-time leader in most career games of four-or-more TD passes. He has 12 and the leader is Johnny Unitas with 17.

- to take over second place for most 300-yard games in a career, passing Sonny Jurgensen (25) and Johnny Unitas (26). Marino has 22 300-yard days to his credit. Dan Fouts is the leader with 48.

- should he lead the league in TD passes, it would be the fourth straight year he has led in that category. The only other QB to lead the NFL in TD tosses for four consecutive years is Johnny Unitas (1957-60).

- should he lead the league in completions, he would be the first NFL QB ever to lead the league in that category for four consecutive years. The only QB besides Marino to lead the NFL in completions for three straight seasons is George Blanda (1963-65).

- should he lead the league in passing yards, he would become only the second NFL QB to lead the NFL in that category for four consecutive seasons. Dan Fouts was the leader in passing yards from 1979-82.

- should he pass for over 4,000 yards, he would be the first NFL QB ever to pass for 4,000 yards in four straight seasons. Presently, he and Dan Fouts (1979-81) are the only QBs to accomplish that feat three consecutive years.

Don McNeal . . .

- to move into eighth place on the team's all-time interception list, passing Dick Westmoreland (15). He is tied at 14 with Lloyd Mumphord and Lyle Blackwood.

Tony Nathan . . .

- to move into third on the team's all-time rushing list, passing Jim Kiick (3,644). He has 3,523 yards rushing. He also has a shot at passing Mercury Morris (3,877) to move into second behind only Larry Csonka (6,737).

- to pass Mercury Morris and Paul Warfield (both 33) for the fourth-highest total of career TDs. He presently is tied with them at 33.

- to make the 400th reception of his career. He has 373.

- to pass Mercury Morris (754) for the third-most career rushing attempts. He has 728.

- to pass Larry Csonka (7,425) for second place on the career rushing-receiving yardage list. He has 7,038.

John Offerdahl . . .

- to make the 200th tackle of his career. He has 135.

Jackie Shipp . . .

- to record his 200th career tackle. He has 180.

1987 DOLPHINS



BOB BAUMHOWER



6-5 265 #73
Nose Tackle
Born: 8/4/55
College: Alabama
Acquired: D2, 1977
NFL: 10th Season
Dolphins: 10th Season

PRO: Veteran performer who has courageously battled injuries in recent years . . . Started all 12 games he played in '86, missing four contests (Weeks 11-14) with groin injury . . . After sitting out entire '85 campaign following left knee surgery, he ended 19-month stretch of inactivity when he played in '86 pre-season home opener versus Cleveland (8/15) . . . Started first 10 games of '86 at nose tackle before suffering severe groin injury in Monday night game (11/10 at Cleveland) . . . Originally injured groin two weeks before against Indianapolis, but was put on injured reserve (11/12) following Browns game . . . Activated off IR on 12/12 after first going through procedural recall waivers . . . Started and recorded seven tackles in final two games . . . Best effort in '86 came at New England (10/5) when he registered six tackles . . . Finished third on the team among linemen in tackles with 30 (17 solo, 13 assists) . . . Endured injury-filled 1984 season, starting 18 of 19 regular-season and playoff games . . . Still managed to earn fifth straight Pro Bowl berth (was unable to play due to injuries) . . . Also was chosen second-team All-Pro by AP and second-team All-AFC by UPI . . . Finished '84 season with 56 total tackles (44-12) and two QB sacks . . . Remains the only Dolphin defensive tackle ever named to the Pro Bowl (1979, 1981-84) . . . Won most honors ever in 1983 including NFL Defensive Player of the Year (Pro Football Weekly), first-team All-Pro (AP), first-team All-AFC (UPI) and Pro Bowl starter . . . In '83, finished second on team in solo tackles, total tackles and QB sacks . . . Was second on team in total tackles in 1982 with 59 and third in sacks with 3½ . . . Streak of 89 consecutive starts ended in '82 regular-season finale on 1/2/83 due to groin injury, but did play in the game . . . Was selected second-team All-NFL in '82 by AP and All-AFC by UPI . . . Achieved All-NFL status (Sporting News) in 1981, becoming first Dolphin defender so honored since 1974 . . . Set positional team record for QB sacks that season with nine, surpassing Manny Fernandez's eight in '81 . . . 1981 highlight was winning game ball for four sacks of Ken Stabler in 16-10 win over Houston . . . Was All-AFC (UPI, Pro Football Weekly) and second-team All-NFL (AP) in '81 . . . Paced team in total tackles in 1980 with 135 . . . Pair of blocked field goals led to Dolphin wins over Atlanta and New England . . . Had 146 tackles in '79, eclipsing own club record for a defensive lineman . . . Chosen All-AFC and second-team All-NFL . . . Became first Miami defensive lineman to score a touchdown in nine years on 13-yard run following fumble recovery against Cincinnati in 1978 . . . Credited with 144 total tackles that season . . . In 1977, shared NFL Defensive Rookie of the Year honors (Football Digest) with teammate A.J. Duhe, also picking up NFL All-Rookie accolades . . . Notched 131 total tackles in '77, including 19 stops plus two QB sacks and a fumble recovery versus Bengals . . . Operations have included June, 1978 surgery on left knee; a knee cyst removed in January, 1979; surgery on ulna nerves in both elbows in January, 1981; February, 1985 surgery on knee and ankle; and arthroscopic knee surgery in February and March of 1986 . . . Second round draftee, 40th player in 1977.

COLLEGE: Was two-time All-Southeastern Conference performer at the University of Alabama . . . A three-year starter, totaled 246 tackles (28 for loss) for Paul "Bear" Bryant's Crimson Tide . . . College teammate and current personal friend is former NFL QB Richard Todd . . .

Starred in the Senior Bowl, where coaches happened to include staff of the Dolphins . . . Was a broadcasting major at Alabama.

PERSONAL: Single, resides in Ft. Lauderdale . . . A boating enthusiast, also operates Endless Summer Charters . . . During season, is a weekly morning deejay on WAXY-FM . . . Owns an Amazon parrot named Ralph who is fluent in English and Spanish and is able to utter phrases such as "Sack the quarterback" . . . Hobbies include fishing and diving . . . Lists favorite TV show as "60 Minutes" and favorite recording artist as Lionel Richie . . . Donated time during off-season to Multiple Sclerosis and Big Brothers/Big Sisters . . . One of his personal highlights came in April, 1986 when he was called up on stage to join rock group Van Halen for a rendition of "Jump" in Miami . . . Sister Debbi formerly worked in public relations for the Birmingham Stallions of the USFL . . . Attended Palm Beach Gardens (Fla.) High School before transferring to Tuscaloosa (Ala.) High School for senior year . . . Full name is Robert Glenn Baumhower, born August 4, 1955 in Portsmouth, Virginia.

		NFL STATISTICS					
YEAR	TEAM	G-S	TACK.	ASST.	TOTAL	FUM. REC.	QB SACK
1977	Miami	14-14	75	56	131	3	4
1978	Miami	16-16	96	48	144	2	1½
1979	Miami	16-16	90	56	146	1	6½
1980	Miami	16-16	88	47	135	4	4
1981	Miami	16-16	64	26	90	3	9
1982	Miami	9-8	33	26	59	0	2
1983	Miami	16-16	67	30	97	1	8
1984	Miami	15-15	44	12	56	2	2
1985	Miami	INJURED RESERVE					
1986	Miami	12-12	17	13	30	0	1
9-YEAR TOTALS		130-129	574	314	888	16	38
PLAYOFFS		11-11	43	19	62	1	4

ADDITIONAL STATS

Passes Defensed: 1 in 1977, 3 in 1978, 2 in 1979, 1 in 1980, 2 in 1981, 1 in 1982, 1 in 1984, 1 in 1986 for total of 12
Forced Fumbles: 1 in 1978, 1 in 1980, 1 in 1981, 1 in 1983 for total of 4
Interceptions: 1 (no return) at San Diego, 10/15/78
Blocked FGs: vs. Jets 10/16/77, at Atlanta 9/21/80, vs. New England 12/8/80, at Buffalo 9/17/84, for total of 4
Touchdowns: 13-yard fum. rec. vs. Cincinnati, 10/9/78; 21-yard fum. rec. at Pittsburgh, 10/7/84

WOODY BENNETT



6-2 244 #34
Fullback
Born: 3/24/56
College: Miami (Fla.)
Acquired: FA, 1980
NFL: Ninth Season
Dolphins: Eighth Season

PRO: Had another strong year in 1986 as Dolphins' blocking back . . . Played in all 16 games with 14 starts . . . One of team's strongest and fiercest competitors . . . Stands eighth on team's all-time rushing list . . . Best blocker the Dolphins have . . . Rushed for 162 yards on 36 carries (4.5 average) in '86 . . . Also had four receptions for 33 yards . . . Dependable performer, will play in the 100th regular-season game of his career this season (has played in 95 heading into '87) . . . Had

20 yards on four carries at New Orleans (12/7), in addition key block to spring Lorenzo Hampton for four-yard TD run in first quarter . . . Top two games of season came against Indianapolis — five carries for 36 yards on 9/14 and five carries for 28 yards on 10/26 . . . Saw action in 16 games in 1985, starting 13 . . . Played a little bit at tight end in two-tight end situations and when injuries depleted TE corps . . . Finished with 256 yards on 54 carries . . . Had four receptions for 63 yards versus Kansas City (9/22/85) . . . Top ground effort came at Buffalo (11/24/85) when he scampered for 59 yards on 10 carries . . . Became starting fullback in game three of 1984 due to knee injury to Andra Franklin . . . Responded by leading Dolphins in rushing with 606 yards on 144 carries plus seven touchdowns . . . Statistics in yards, carries and TDs in '84 surpassed previous five-year career totals in those categories . . . In 1983, gained 197 yards rushing and also was standout special teamer . . . Missed most of 1982 season on injured reserve before being activated prior to regular-season finale . . . In 1/23/83 AFC title game versus Jets, scored seven-yard TD to snap scoreless tie in eventual 14-0 Miami win . . . Earned starting berth in 1981, gaining 104 yards on 28 carries in first three games before being sidelined by torn knee ligaments against Houston . . . Was claimed by Dolphins after being waived by Jets on 11/18/80 and became a starter 12 days later . . . Replacing Terry Robiskie, amassed 187 yards on 43 attempts (4.3 average) in three starts, missing the season finale with a foot injury . . . In second start, gained 77 yards on 10 carries in win over New England (12/8/80) . . . Received game ball the next week at Baltimore (12/14/80), gaining 86 yards on 20 carries and catching 19-yard TD pass in front of family and friends from nearby York, Pennsylvania . . . Had carried only three times for 13 yards in eight 1980 games for Jets before joining Dolphins . . . Made '79 New York squad as a free agent and saw action in 15 games . . . Ended up as Jet tryout after unsuccessful five-week trial with Montreal of CFL.

COLLEGE: Played two years (1976-77) at the University of Miami, gaining a total of 164 yards . . . Was a blocking back for Ottis Anderson, now with the New York Giants . . . Began college career at Arizona Western Junior College as defensive end in 1974 and was redshirted in '75.

PERSONAL: Single, splits residence between Miami Lakes and York, Pennsylvania with son, Woody III (11/26/82) . . . Opened bar, "The Bennett 34 Lounge," in York, Pennsylvania last year on Super Bowl Sunday . . . Along with Mike Charles, has captured the last two NFL Arm Wrestling championships in Las Vegas . . . One of strongest players on team, can bench press 450 pounds . . . Attended William Penn High School in York, Pennsylvania, earning all-state honors as a defensive end . . . Also lettered in track, setting school shot put record . . . Full name is Woodrow Bennett, Jr., born March 24, 1956 in York, Pennsylvania.


NFL STATISTICS											
YEAR	TEAM	G-S	ATT.	RUSHING				RECEIVING			
				YDS.	AVG.	LG	TD	NO.	YDS.	LG	TD
1979	Jets	15-0	2	4	2.0	3	1	1	9	9	0
1980	Jets-Mia.	*12-3	46	200	4.3	19	0	3	26	19t	1
1981	Miami	3-3	28	104	3.7	12	0	4	22	10	0
1982	Miami	1-0	9	15	1.7	5	0	0	0	0	0
1983	Miami	16-2	49	197	4.0	25	2	6	35	9	0
1984	Miami	16-9	144	606	4.2	23	7	6	44	20	1
1985	Miami	16-13	54	256	4.7	17	0	10	101	27	1
1986	Miami	16-14	36	162	4.5	16	0	4	33	13	0
8-YEAR TOTALS		95-44	368	1544	4.2	25	10	34	270	27	3
PLAYOFFS		10-4	59	179	3.0	17	4	2	26	20	0

*Includes 8 games with Jets; 3 carries for 13 yards

ADDITIONAL STATS

Kickoff Returns: 1 for 7 yards in 1979; 6 for 88 yards in 1980 with Jets for total of 7 for 95 yards

DOUG BETTERS



6-7 265 #75
Defensive End
Born: 6/11/56
College: Nevada-Reno
Acquired: D6, 1978
NFL: 10th Season
Dolphins: 10th Season

PRO: Veteran defender for Dolphins, enters 10th season with tear . . . Saw action at left end in all 16 games in '86 . . . Started only once — against the Raiders (10/19) in place of T.J. Turner (who was bothered by a calf injury) . . . Suffered pulled hamstring in that contest . . . Ended season with 14 tackles (10 solo, four assists), four QB sacks and two passes defended . . . Made the 500th tackle of his career against Buffalo (10/12) . . . Had three tackles, a sack and a pass defended against Houston (11/2) . . . Made three tackles and a sack versus Cleveland (11/10) . . . Recorded two QB sacks in win over Colts (9/14) and was awarded game ball by team . . . Held out in training camp in '86 for 40 days in contract dispute . . . Arrived in camp week before season opener . . . Although granted two-week roster exemption by league, was activated day before Chargers game (9/7) when Mike Charles was suspended . . . Started 14 games in 1985 . . . Blocked a PAT versus Houston in first game of '85 . . . Second on team with 6 1/2 sacks . . . Had five tackles on seven occasions in '85, including AFC title game with New England . . . Finished season in seventh place on team tackle list with 56 (53-3) . . . Was named Dolphins' Defensive Lineman of the Year in 1983 and 1984 by South Florida media . . . Started all 16 regular-season games plus the three post-season contests in '84 . . . Led all Miami defensive linemen in tackles with 67 on 54 solos and 13 assists . . . Also had team-leading 14 QB sacks, plus three passes defended and a fumble recovery . . . Had best-ever season in 1983 with honors including AP NFL Defensive Player of the Year, AP first-team All-Pro and Pro Bowl starter . . . Finished third in league in quarterback sacks with 16, trailing the Jets' Mark Gastineau (19) and San Francisco's Fred Dean (17 1/2) . . . Had four sacks in '83 opener (9/4 at Buffalo) . . . Two fumble recoveries in final 1:54 of 11/6 83 49er game helped save 20-17 Miami win . . . Holds Dolphin club record for forced fumbles with 15 . . . Was second on team in sacks with four in strike-shortened 1982 season . . . Broke right thumb in first game following strike (versus Buffalo, 11/21) and missed two starts, then played with cast for remainder of Super Bowl season . . . Switched from right end to left end for 1981 campaign and had five QB drops and 63 tackles . . . Had played 65 consecutive games when hospitalized by staph infection and a severe back boil prior to AFC East Championship Game versus Buffalo (12/19/81) . . . Received first-ever game ball for that Bills contest, despite listening to game on radio from hospital room . . . Notched a career-high 83 tackles to go along with four sacks in 1980 . . . Became a full-starter in 1979 and had 74 tackles and eight sacks, thus causing switch of A.J. Duhe to linebacker for 1980 . . . With Duhe injured, started six games as a rookie in '78 with 50 tackles and four sacks . . . Sixth round draftee, 163rd player in 1978.

COLLEGE: Spent senior season (1977) at Nevada-Reno and helped Wolfpack to 8-3 record with 82 tackles, 10 QB sacks, four forced fumbles and four fumble recoveries . . . Played first three years at University of Montana before following defensive coordinator John Smith to Nevada-Reno . . . Primarily played defensive tackle in college . . . Majored in history and also has worked towards teaching degree.

PERSONAL: Married to Stacey (7/12/84), couple spends off-season in Whitefish, Montana, while residing in Pembroke Pines in-season . . . Plays host to the annual Doug Betters Winter Ski Classic that benefits


pediatric care at hospitals in Washington and Montana ... Took part in the Bobcat Michelob Celebrity Golf Classic to benefit Montana State athletics this past off-season ... Also works with Special Olympics and Big Brothers/Big Sisters ... Business-wise, is involved in Kitty Hawk Aviation Aircraft Leasing ... Hobbies include snow skiing, hunting and flying (has pilot's license) ... Enjoys listening to Jimmy Buffett and Bruce Springsteen ... Favorite movies are "Butch Cassidy and the Sundance Kid" and "Risky Business," while favorite TV show is "Late Night with David Letterman" ... Lists favorite book as "Tough Trip Through Paradise" ... Once lived in '65 van instead of apartment while a student at Montana ... Attended Arlington Heights (Ill.) High School, lettering in football and basketball ... Full name is Douglas Lloyd Betters, born June 11, 1956 in Lincoln, Nebraska.

NFL STATISTICS							
YEAR	TEAM	G-S	TACK.	ASST.	TOTAL	FUM. REC.	QB SACK
1978	Miami	16-6	30	20	50	0	4
1979	Miami	16-14	42	32	74	0	8
1980	Miami	16-16	52	31	83	1	4
1981	Miami	15-15	45	18	63	0	5
1982	Miami	9-7	18	8	26	0	4
1983	Miami	16-16	59	17	76	4	16
1984	Miami	16-16	54	13	67	1	14
1985	Miami	14-14	53	3	56	0	6½
1986	Miami	16-1	10	4	14	0	4
9-YEAR TOTALS		134-105	363	146	509	6	65½
PLAYOFFS		13-11	38	13	51	2	2

ADDITIONAL STATS

Forced Fumbles: 2 in 1978, 3 in 1979, 3 in 1980, 3 in 1981, 1 in 1982, 2 in 1983, 1 in 1985 for total of 15
Passes Defensed: 1 in 1979, 3 in 1980, 2 in 1981, 1 in 1982, 4 in 1983, 3 in 1984, 1 in 1985, 2 in 1986 for total of 17
Blocked PATs: 1 at N.Y. Jets, 9/30/79; 1 vs. Philadelphia, 11/11/84; 1 at Houston, 9/8/85

GLENN BLACKWOOD



6-0 190
Safety
Born: 2/23/57
College: Texas
Acquired: D8, 1979
NFL: Ninth Season
Dolphins: Ninth Season

#47

PRO: Senior member of Dolphin secondary ... Stands third on all-time Dolphin interception chart with 26, behind Jake Scott (35) and Dick Anderson (34) ... Also third on Dolphin career interception yards list with 381 ... Has led Miami in interceptions each of the past three seasons and four of the last six ... Started last 10 games of '86 at strong safety after missing first six contests with severe thigh bruise ... Suffered injury in third pre-season game (8/23) at Philadelphia ... Was put on injured reserve on 9/2 ... Activated on 10/18 and started next day versus the Raiders ... Registered 44 tackles (35 solo, nine assists) in '86 ... Tied for team lead with two interceptions and was second (along with John Offerdah) in passes defensed with eight ... Enjoyed top game of season in Monday night matchup at Cleveland (11/10) when he made 10 tackles in addition to three passes defensed ... Was in on six tackles in wins over New Orleans (12/7) and Indianapolis (10/26) ... Started 14 games in '85 and paced team with

46

six interceptions ... Tied for eighth in the AFC in interceptions ... Ninth on team in tackles with 56 (44-12) ... Prior to 1985, he started every Dolphin regular-season contest for four years ... In 1984, statistics included 66 total tackles (55-11), one fumble recovery and 12 passes defensed ... In 1983, led team with four fumble recoveries, in addition to 73 tackles and four interceptions ... In Miami's Super Bowl season of '82, had two regular-season interceptions plus three post-season pickoffs for NFL's top-rated defensive backfield ... Returned interception 35 yards for touchdown in 45-28 win over Jets on 9/12/83 ... Was voted Outstanding Defensive Back by South Florida media for 1981 when four interceptions led the club ... Older brother Lyle joined Dolphins in seventh game of '81 season and duo became known nationally as "The Bruise Brothers" ... Lyle played first five games (four starts) of '86 before suffering season-ending ankle injury ... Lyle was released after season ... Glenn had pair of interceptions against Terry Bradshaw in nationally-televised 30-10 Dolphin win over Pittsburgh for personal '81 highlight ... In first year as starter in 1980 set team record for tackles by a DB with 118, and also had three interceptions ... As a rookie in 1979, was club's nickel back before season-ending knee injury in Dolphins' 11th game ... Suffered torn ligaments against Baltimore in freak confrontation with brother Lyle ... With Lyle blocking for a Colt punt returner, unsuccessfully dodged him and landed awkwardly ... That had been first-ever on-field confrontation between the Blackwoods ... Eighth round draftee, 215th player in 1979.

COLLEGE: Started three seasons for the University of Texas Longhorns ... Used primarily as a cornerback at Texas ... Had 42 tackles as a senior with Longhorns posting 9-3 record (including Sun Bowl victory) ... Credited with 62 tackles in '77 junior season as Texas went 11-0 before losing to Notre Dame in Cotton Bowl ... Returned interception 30 yards for a TD against Rice that season ... During career at Texas, Longhorn secondary also included future pros Johnnie Johnson, Derrick Hatchett and Ricky Churchman ... Majored in pre-dental studies.

PERSONAL: Married to Beth, couple lives in Miami with daughter Caitlin (1/4/85) and son Jake (1/20/87) ... Spent this past off-season working in insurance and securities in Miami ... Former South Florida chairman for Easter Seals and for SADD (Students Against Drunk Driving) ... Very active in Fellowship of Christian Athletes and Youth for Christ ... Hobbies include hunting, fishing and playing golf ... Enjoys listening to Larry Gatlin and Sandi Patti ... Favorite movie is "Butch Cassidy and the Sundance Kid," while favorite TV show is "Cheers" ... "Bruise Brothers" identification with brother Lyle resulted in highly-successful merchandising of T-shirts, posters, etc. ... In 1983, brothers cut an ill-fated record entitled "All The Way To Tampa Bay" ... Attended Winston Churchill High School in San Antonio, Texas, lettering in football, baseball and track ... Full name is Glenn Allen Blackwood, born February 23, 1957 in San Antonio, Texas.


NFL STATISTICS									
YEAR	TEAM	G-S	TACK.	ASST.	TOTAL	FUM. REC.	INT.	YDS.	LG
1979	Miami	11-0	17	8	25	0	0	0	0
1980	Miami	16-15	66	52	118	4	3	0	0
1981	Miami	16-16	71	25	96	1	4	124	39
1982	Miami	9-9	18	6	24	1	2	42	35
1983	Miami	16-16	54	19	73	4	3	0	0
1984	Miami	16-16	55	11	66	1	6	169	50
1985	Miami	14-14	44	12	56	1	6	36	17
1986	Miami	10-10	35	9	44	0	2	10	7
8-YEAR TOTALS		108-96	360	142	502	12	26	381	50
PLAYOFFS		11-11	38	11	49	0	4	27	9

ADDITIONAL STATS

Punt Returns: 1 for 0 yds., 3 FC in 1980; 2 for 8 yds., long 6, 2 FC in 1981; 2 for 2 yds., long 2, 0 FC in 1982; 1 for 10 yds., 2 FC in 1983; 4 FC in 1984, 3 for 20 yds., long 18, 3 FC in 1985; 1 for 0 yds. in 1986 for total of 10 for 40 yds., long 18, 14 FC, 4.0 avg.
Passes Defensed: 2 in 1979, 18 in 1980, 9 in 1981, 4 in 1982, 6 in 1983, 12 in 1984, 8 in 1985, 8 in 1986 for total of 67

47

BUD BROWN



6-0 194 #43
Safety
Born: 4/19/61
College: Southern Miss.
Acquired: D11, 1984
NFL: Fourth Season
Dolphins: Fourth Season

PRO: Big hitter whose aggressive style of play makes him tough against the run . . . Played in all 16 games in 1986 with 15 starts . . . Was third on team in tackles with 82 (58 solo, 24 assists) . . . Also finished fourth in passes defended with seven . . . Spend first five weeks of season as starting free safety . . . Moved over to start at strong safety against Buffalo (10/12) after Lyle Blackwood went on IR with an ankle injury . . . Saw reserve role the following week versus the Raiders (10/19), then finished season with nine straight starts back at free safety . . . Recorded a season-high 13 tackles in opener at San Diego (9/7) . . . Had a game-high 12 stops in OT win at the Rams (12/14) . . . Only interception of season came in prime-time victory over the Jets (11/24) . . . Contributed nine tackles at New Orleans (12/7), including two on Saints' final drive that was stopped to preserve 31-27 win . . . Bothered by severely sprained ankle suffered in first pre-season game at Minnesota (8/9), forced to sit out next two weeks of pre-season play . . . Had surgery on elbow the day after the season (12/23) . . . Started all 16 games in 1985 . . . Finished second on team in tackles with 94 stops (79-15) . . . Led Dolphins with five fumble recoveries . . . Second on team with nine passes defended . . . Also added two interceptions . . . Had 12 tackles and interception versus Denver (9/29) . . . Added nine tackles against the Jets (11/10) and Bills (12/22) . . . Appeared in all 16 games in 1984 plus three playoff contests as a Dolphin rookie . . . Had been waived on final cut-down date (8/27), but was brought back the following day and placed on 49-man roster . . . Ended up with seven solo tackles, an interception and a pass defended . . . Highlight of season came in 31-7 victory at Pittsburgh on 10/7 with interception and weaving 53-yard return . . . 11th-round pick of Dolphins in '84.

COLLEGE: Three-year starter and four-year letterman at safety for Southern Mississippi . . . Career totals show 135 solos and 155 assists for 290 total tackles . . . Also contributed seven interceptions . . . As a senior, earned AP honorable mention All-America selection as well as first-team All-South Independent honors . . . Paced Eagles in '83 with 123 total tackles (50-73) and also had an interception, two fumble recoveries and 10 passes defended . . . Career-best came in senior finale versus East Carolina with 20 total stops . . . Was second-team All-South Independent pick in 1981 and '82 . . . In junior campaign, finished third on club in tackles with 45 solos and 49 assists and tied for team tops in interceptions with five . . . As a sophomore, collected 66 total tackles (35-31), and had seven total stops as a 1980 freshman . . . Played in 1980 Independence Bowl and 1981 Tangerine Bowl for Eagles . . . Majored in parks and recreation management.

PERSONAL: Married to Karen (6/8/84), couple splits residence between Miami Lakes and DeKalb, Mississippi . . . Has brother, Bill, who played football at Alabama . . . Hobbies include deer hunting, water skiing and playing softball . . . Lists favorite movie as "Rambo" and favorite TV show as "The Fall Guy" . . . Enjoys listening to Alabama . . . Attended West Kemper High School in DeKalb, lettering in football, baseball, basketball and track . . . Was used as quarterback, wide receiver, safety and punter while playing for father, Billy, who was West Kemper's head coach . . . Was a second-team all-state selection and

48


was MVP of high school's conference (Sam Dale) . . . Full name is Charles Lee Brown, born April 19, 1961 in DeKalb, Mississippi.

NFL STATISTICS										
YEAR	TEAM	G-S	TACK.	ASST.	TOTAL	FUM. REC.	INT.	YDS.	LG	
1984	Miami	16-0	7	0	7	0	1	53	53	
1985	Miami	16-16	79	15	94	5	2	40	26	
1986	Miami	16-15	58	24	82	2	1	3	3	
3-YEAR TOTALS		48-31	144	39	183	7	4	96	53	
PLAYOFFS		5-2	7	1	8	1	0	0	0	

ADDITIONAL STATS

Passes Defensed: 1 in 1984, 9 in 1985, 7 in 1986 for total of 17
 Forced Fumbles: 1 in 1985, 1 in 1986 for total of 2

DONALD BROWN



5-11 189 #32
Cornerback
Born: 11/28/63
College: Maryland
Acquired: FA, 1986
NFL: Second Season
Dolphins: Second Season

PRO: Joined Dolphins late in '86 season as a free agent (12.9) after being released by San Diego (12/2) . . . Played in Miami's final two games, mainly on special teams . . . Did not register any stats for Dolphins . . . Possesses good man-to-man coverage skills, will be given a shot to contribute as a defensive back in '87 . . . Was drafted 5b (129th overall) by Chargers in 1986 . . . Played in 13 games for San Diego in 1986 with seven starts (Weeks 3-9) . . . Was Chargers' 10th-leading tackler at time of release with 43 stops (41 solo) . . . Also had an interception, a forced fumble, two fumble recoveries and five passes defended for San Diego in '86 season.

COLLEGE: Played three years for Maryland (1983-85) after transferring from Oklahoma . . . Sat out redshirt year in 1982 . . . Had 71 tackles (48 solo) and three interceptions during final two seasons with Terps . . . Also intercepted a pass in East-West Shrine Game . . . Did some spot kickoff return duty . . . Began college career as a running back at Oklahoma . . . Majored in communications.

PERSONAL: Engaged to Andrea Brandon, the couple will be married in the next year . . . Makes year-round residence in Miramar . . . Hobbies include training his dobermans and listening to music . . . Lists favorite TV show as "Sledge Hammer," favorite movie as "Scarface," favorite book as "The Color Purple" and favorite recording artists as Grover Washington, Jr., and Run DMC . . . Attended Annapolis (Md.) High School, lettering in football, basketball and baseball . . . Nickname is "Turkey," which comes from his having been born on Thanksgiving Day . . . Full name is Donald Brown, born November 28, 1963 in Annapolis, Maryland.

NFL STATISTICS									
YEAR	TEAM	G-S	TACK.	ASST.	TOTAL	FUM. REC.	FUM. FOR.	INT.	
1986	Miami-S.D.	*15-7	41	2	43	2	1	1	


*Includes two games with Dolphins, no stats

ADDITIONAL STATS

Passes Defensed: 5 in 1986

49

MARK BROWN



6-2 235
Linebacker #51
Born: 7/18/61
College: Purdue
Acquired: D9, 1983
NFL: Fifth Season
Dolphins: Fifth Season

PRO: Saw action in 14 games in '86, starting 11 in place of injured Hugh Green at ROLB . . . Was fifth on team with 65 tackles (62 solo, three assists) . . . Led team in quarterback sacks with five (-47 yards) and fumble recoveries with three . . . Tied with John Offerdahl for team lead in fumbles forced with three . . . Took over for Green in season's third game versus Jets (9/21) and responded with five tackles, two sacks, a fumble recovery and two forced fumbles in New York . . . Recorded season-high 11 tackles against Colts (10/26) . . . Had eight tackles and a sack against the Raiders (10/19) and nine tackles and a pass defended versus Cleveland (11/10) . . . Missed two games late in year with groin injury but came back to start final two contests of '86 . . . Moved to outside linebacker during training camp with emergence of Offerdahl inside and rash of injuries outside . . . Started 15 games in '85 and led Dolphins in tackles for second straight year with 96 (78-18) . . . Also picked up a sack, an interception and two fumble recoveries . . . Had nine tackles in wins over Indianapolis (9/15/85) and the Bears (12/2/85) . . . Saw action in all 16 games in 1984 with nine starts at inside linebacker . . . Was team leader in total tackles with 77 on 59 solos and 18 assists . . . Also contributed one QB sack, a forced fumble and three passes defended . . . Led or tied for team lead in tackles in five Miami games . . . Has become one of top Dolphin linebackers against the run while continuing to improve on pass defense . . . Beat the odds to make team after being lower round draft choice in '83 . . . Appeared in 14 games as a rookie, and in only start led team with 10 total tackles plus a sack in front of hometown Los Angeles fans (vs. Raiders, 9/19/83) . . . Overall, finished with 36 total tackles that season . . . Ninth round draftee, 250th player in 1983.

COLLEGE: Played junior and senior seasons at Purdue, being named All-Big Ten in final campaign there (1982) . . . Set a Purdue and Big 10 record in '82 with an incredible 161 solo tackles plus 48 assists (209 total) . . . That figure works out to an average of 15 solo hits per game . . . Also broke up nine passes, recovered a fumble and had 10 tackles for loss . . . Was Boilermaker captain as a senior and was named team's Most Valuable Player . . . As a junior in 1981, had 82 solos and 20 assists for 102 total tackles (second on team) . . . Transferred to Purdue from Los Angeles Southwest Community College . . . Twice named to All-Southern California JuCo squad . . . Majored in criminal justice and has aspirations to be a probation officer.

PERSONAL: Single, resides in North Miami Beach . . . Hobbies include fishing and dancing . . . Enjoys listening to Luther Vandross and Patti LaBelle . . . Favorite TV show is "The Cosby Show" and favorite movie is "Platoon" . . . Attended Inglewood (Calif.) High School, lettering in football, basketball and baseball . . . Had 112 tackles as a senior and twice was named Most Valuable Player of high school team . . . Full name is Mark Anthony Brown, born July 18, 1961 in Trenton, New Jersey.

NFL STATISTICS

YEAR	TEAM	G-S	TACK.	ASST.	TOTAL	FUM. REC.	QB SACK	INT.	YDS.
1983	Miami	14-1	28	8	36	1	2	1	0
1984	Miami	16-9	59	18	77	0	1	0	0
1985	Miami	15-15	78	18	96	2	1	1	5
1986	Miami	14-11	62	3	65	3	5	0	0
4-YEAR TOTALS		59-36	227	47	274	6	9	2	5
PLAYOFFS		6-3	25	4	29	0	0	0	0

ADDITIONAL STATS

Forced Fumbles: 1 in 1983, 1 in 1984, 1 in 1985, 3 in 1986 for total of 6
Passes Defended: 1 in 1983, 3 in 1984, 3 in 1985, 1 in 1986 for total of 8

BOB BRUDZINSKI



6-4 233
Linebacker #59
Born: 1/1/55
College: Ohio State
Acquired: Trade, 1981
NFL: 11th Season
Dolphins: Seventh Season

PRO: Steady work, consistent play are the trademarks of this veteran linebacker . . . One of only three Dolphins to start all 16 games on defense in '86 (other two were DE George Little and CB William Judson) . . . Plays at the left outside LB spot . . . Team's fourth-leading tackler last year with 81 (64 solo, 17 assists) . . . Registered two QB sacks, three passes defended, a fumble recovery and a forced fumble . . . Recorded season-high 10 tackles in first game versus Jets (9/21) and in season's finale against New England (12/22) . . . Had nine tackles and a pass defended in loss to the Browns (11/10) . . . Recorded six-or-more tackles in six games in '86 . . . Started 13 games in '85 . . . Finished fourth on team with 71 tackles (56-15) . . . Added three sacks, an interception, two fumble recoveries and five passes defended . . . Enjoyed banner post-season as he led Dolphins with 24 tackles, including 19 versus New England in the AFC title matchup . . . Had 14 tackles (seven first hits, seven assists) against Green Bay . . . Had arthroscopic surgery on both knees prior to '85 season . . . Started all 16 regular-season games in 1984 . . . Enjoyed typically consistent season, finishing third in team tackles with 72 (62 solo, 10 assists), and also contributing pair of quarterback sacks and two passes defended . . . Was voted Dolphins' Outstanding Linebacker in '84 by South Florida media . . . In 1983, led team in tackles with 104 . . . In 20-17 edging of San Francisco that year (11/6/83), helped preserve win by stripping 49er back Roger Craig of ball at the Miami 21 with just 1:54 remaining in game . . . Had a total of 50 tackles in strike-shortened 1982 season, and led club in QB sacks with 4 1/2 . . . Was third on club in tackles in 1981 with 102 (83 solo) for AFC's stingiest scoring defense . . . Helped set up decisive field goal for Don Shula's 200th win in '81 with overtime interception of New England's Steve Grogan . . . Acquired by Dolphins from Rams on 4/28/81, just minutes before the start of the 81 draft . . . Miami surrendered third-round choice in 1981, second-round pick in '82 and changed places with Rams on second-round selection (from 15th to 28th pick) . . . Had a strange 1980 season, walking out of Rams' camp five days before season opener, returning the day before the opening game and starting the second-ninth games before again leaving on 11/5 in contract dispute . . . Helped '79 Rams to Super Bowl, finishing second on club in tackles with 127, notching

five QB sacks and defending 14 passes . . . Was part of Ram defense that set NFL record by holding Seattle to -7 yards total offense in '79 contest . . . Finally won starting job in October, 1978 and contributed 58 tackles for NFL's number-one defense . . . Scored only TD of career on 31-yard interception return of Scott Bull pass in '78 . . . Started seven games as a 1977 rookie before Jack Reynolds reclaimed job after contract holdout . . . Had 54 tackles and a pair of interceptions in first season . . . First round draftee, 23rd player in 1977 (third LB behind Robert Jackson and Robin Cole).

COLLEGE: Had outstanding career at Ohio State with 214 tackles in 43 games for the Buckeyes . . . As a senior, honored as an All-American by AP, UPI, NEA, Football Writers, Kodak and Football News . . . Was a two-time All-Big Ten selection . . . Was named club MVP as senior and played in Hula Bowl and Japan Bowl . . . Celebrated 22nd birthday in Buckeyes' 27-10 win over Colorado in 1977 Orange Bowl as Ohio State posted 9-2-1 record . . . In junior year, Buckeyes had 11-1 mark . . . Holds B.B.A. in marketing.


PERSONAL: Married to Susan (5/6/78), they spend the off-season in Orange, California, with sons Brandon (7/7/82) and Beau (8/11/86) . . . Worked with a beer distributor in Southern California in off-season . . . Donated considerable time in off-season to Child Help Center for abused children . . . Hobbies include hunting, golf and playing basketball . . . Coached girls intramural softball team while at Ohio State . . . Enjoys listening to Jimmy Buffett and Merte Haggard . . . Lists favorite TV show as "Cheers," favorite movie as "Platoon" and favorite book as "Life Its Own Self" (by Dan Jenkins) . . . Considers trade to Dolphins from Rams as turning point in career . . . Attended Fremont (Ohio) Ross High School, lettering in football, basketball and baseball . . . Full name is Robert Louis Brudzinski, born January 1, 1955 in Fremont, Ohio.

NFL STATISTICS									
YEAR	TEAM	G-S	TACK.	ASST.	TOTAL	FUM. REC.	QB SACK	INT.	YDS.
1977	Rams	14-7	37	17	54	0	1	2	24
1978	Rams	16-10	43	13	56	0	2	1	311
1979	Rams	16-16	84	43	127	1	5	1	26
1980	Rams	9-8	22	13	35	0	1	0	0
1981	Miami	16-16	63	39	102	0	0	2	35
1982	Miami	9-9	36	14	50	1	4½	1	5
1983	Miami	16-16	73	31	104	1	1	0	0
1984	Miami	16-16	62	10	72	0	2	1	0
1985	Miami	14-13	56	15	71	2	3	1	6
1986	Miami	16-16	64	17	81	1	2	0	0
10-YEAR TOTALS		142-127	540	212	752	6	21½	9	127
PLAYOFFS		17-16	83	38	121	0	2	0	0

ADDITIONAL STATS

Forced Fumbles: 3 in 1977, 1 in 1979, 3 in 1981, 1 in 1982, 2 in 1983, 2 in 1984, 1 in 1985, 1 in 1986 for total of 14
 Passes Defensed: 5 in 1977, 5 in 1978, 14 in 1979, 6 in 1980, 4 in 1981, 2 in 1983, 2 in 1984, 5 in 1985, 3 in 1986 for total of 46

MIKE CHARLES



6-4 287
Defensive End #71
 Born: 9/23/62
 College: Syracuse
 Acquired: D2, 1983
 NFL: Fifth Season
 Dolphins: Fifth Season

PRO: Suffered through disappointing '86 season, filled with injuries

and setbacks . . . Looking to reach potential in '87 . . . Played in only nine games last year, starting four at nose tackle in place of injured Bob Baumhower . . . Registered 12 tackles (eight solo, four assists) and had a forced fumble . . . Garnered first career interception versus Cleveland (11/10) when he picked off pass from Jeff Gossett in fake field goal attempt in third quarter . . . Had a season-high four tackles at New Orleans (12/7) . . . Arrived in training camp weighing 310 pounds . . . Worked with Miami-area dietician Peggy DeMars in effort to "slim down" . . . Suffered laceration of right eye (7/26) when poked in eye by teammate Roy Foster in a practice drill . . . Did not return to practice until 8/20 . . . Suspended by team for four weeks without pay on 9/6 when he showed up late for practice and then refused to take physical . . . Took physical on 9/11 and was reinstated on 9/26 . . . Two days later played first game of '86 versus 49ers (9/28) and suffered sprained left knee . . . Put on injured reserve on 10/1 and then activated on 11/1 - day before the Houston game . . . Started all 16 games in '85 and was named team's Outstanding Defensive Lineman . . . Led team with seven sacks . . . Finished fifth on team with 61 tackles (52-9) . . . Appeared in 10 games in 1984 with six starts . . . Finished with 23 total tackles (19 solo, four assists), three quarterback sacks and a forced fumble . . . Won starting job at right defensive end when Kim Bokamper suffered fractured fibula in pre-game drills 9/30/84 at St. Louis . . . Huge lineman whose assigned weight is highest in Dolphin history . . . Strong player, is especially effective on run defense . . . Played 1983 rookie season as NFL's youngest player, beginning campaign at only 20 years of age . . . Played all 16 games (three starts) with 26 tackles and three sacks . . . Tackled Jets QB Pat Ryan in end zone to record a safety in Miami's 32-14 win at New York (10/16/83) . . . When injuries decimated Dolphin linebacking corps in that game, played as fourth man in 4-3 deviation from team's normal 3-4 defense . . . Earned first NFL start the next week in Baltimore and contributed five tackles . . . Unveiled controversial (and since banned) "Levitration Dance" following sack of Richard Todd in Dolphins' 34-14 triumph over Jets in regular-season finale (12/16/83) . . . Second round draftee, 55th player in 1983.

COLLEGE: Capped off senior year at Syracuse with several post-season honors . . . Named first-team All-America by Football Writers, second-team by UPI, third-team by AP and The Sporting News, and was also an All-East selection . . . Credited with 41 solos and 32 assists in senior season . . . Earned appearance in Senior Bowl and East-West Shrine Game . . . In junior year, had 71 total tackles (45 solo, 26 assists) . . . Holds B.S. in speech communications.

PERSONAL: Single, resides year-round in Miami . . . Spent off-season doing volunteer work for Miami "Say No To Drugs" and local police "Kids Identification" programs . . . Teamed with Woody Bennett to win NFL Arm-Wrestling Championship at Imperial Palace Hotel in Las Vegas the last two summers . . . Hobby is traveling . . . Lists favorite TV show as "All My Children," favorite movies as "Lethal Weapon" and "Black Widow" . . . Enjoys listening to Cameo . . . Attended Science High School in Newark, New Jersey, a school for advanced students, while competing athletically at Central High School, lettering in football (all-state), basketball, track and baseball . . . Full name is Michael William Charles, born September 23, 1962 in Newark, New Jersey.

NFL STATISTICS							
YEAR	TEAM	G-S	TACK.	ASST.	TOTAL	FUM. REC.	QB SACK
1983	Miami	16-3	18	8	26	1	3
1984	Miami	10-6	19	4	23	0	3
1985	Miami	16-16	52	9	61	0	7
1986	Miami	9-4	8	4	12	0	0
4-YEAR TOTALS		54-29	97	25	122	1	13
PLAYOFFS		6-3	9	4	13	0	0

ADDITIONAL STATS

Safeties: 1 in 1983
 Forced Fumbles: 1 in 1984, 2 in 1985, 1 in 1986 for total of 4
 Passes Defensed: 1 in 1985
 Interceptions: 1 in 1986

STEVE CLARK



6-4 260
Guard
Born: 8/2/60
Acquired: D9a, 1982
NFL: Fifth Season
Dolphins: Fifth Season

PRO: Sat out entire 1986 regular season after suffering broken right leg and ligament damage versus Minnesota in first pre-season game on 8/9 . . . Placed on injured reserve three days later . . . Hoping for a comeback in '87 . . . Played in all 16 games in 1985 . . . Finished season as a starter . . . Smart, steady performer . . . Saw some action on defensive line and had a tackle versus Denver, Chicago and in playoffs versus Cleveland . . . Performed in 12 regular-season games in 1984 plus all three playoff games . . . Moved to offensive line in '83 after previously playing on defensive line . . . Is a valuable special teams player . . . Played in 11 games in 1983 with four tackles . . . Led the team in tackles with eight in an '83 pre-season contest with New Orleans (8/13/83) . . . Was waived on final cut-down that year, but was reinstated to 49-man roster the following day . . . Originally cut in late August, 1982 after having been Miami late-round draft choice . . . Following initial departure from Dolphins, tried out for Toronto Argonauts of Canadian Football League, but did not make team . . . Was re-signed by Miami on 12/7/82 following season-ending ankle injury to Bill Barnett . . . Appeared in two of four remaining regular-season games . . . Had no tackles, but contributed a fumble recovery in regular-season finale versus Colts (1/2/83) . . . Ninth round draftee, 239th player in 1982.

COLLEGE: Starred at University of Utah, earning All-America honors from Football Writers Association as a senior . . . Was one of eight finalists for prestigious Lombardi Award . . . Named Western Athletic Conference's Defensive Player of the Year in 1981 . . . Was a two-time All-WAC selection . . . At Utah, had career totals of 213 tackles and 20 quarterback sacks . . . In senior season, was Utes' media guide "cover boy" while notching 12 QB sacks for 120 yards in losses . . . Earned Defensive Most Valuable Player award in Senior Bowl . . . Underwent successful rehabilitation following sophomore knee surgery . . . Majored in business.

PERSONAL: Married to Charl (3/2/85), couple spends off-season in Salt Lake City . . . Hobbies include skiing, scuba diving, camping and golf . . . Enjoys listening to Jack Mack and The Heart Attack . . . Lists favorite movie as "Frenzy," favorite TV show as "60 Minutes" and favorite book as "Blood and Money" . . . Attended Skyline High School in Salt Lake City, lettering in football, baseball and basketball . . . Helped Skyline to pair of state championships while twice earning all-state honors . . . Full name is Stephen Spence Clark, born August 2, 1960 in Salt Lake City.

NFL STATISTICS

GAMES/STARTS: 1982: 2/0, 1983: 11/0, 1984: 12/0 (P-3/0), 1985: 16/5 (P-2/2), 1986: INJURED RESERVE **4-YEAR TOTALS: 41/5 (P-5/2)**

ADDITIONAL STATS

Tackles: 3-1-4 in 1983, 2-0-2 in 1985 for total of 5-1-6
Fumble Recoveries: 1 in 1982, 1 in 1985

MARK CLAYTON



5-9 185 #83
Wide Receiver
Born: 4/8/61
College: Louisville
Acquired: D8b, 1983
NFL: Fifth Season
Dolphins: Fifth Season

PRO: Had another fine season in 1986 . . . Finished year with 60 receptions for 1,150 yards (19.2 average) and 10 TDs . . . Went over 1,000 receiving yards in a season for second time in career (also had 1,389 in 1984) . . . Was third on team in receptions and second in receiving yards and receiving touchdowns . . . Ranked 17th in AFC in receptions and fifth in conference in reception yardage (seventh in NFL) . . . Now has career totals of 209 catches for 3,649 yards (17.5 average) and 33 TDs . . . Stands eighth on team's all-time receiving list heading into 1987 . . . Could move as high as fourth by season's end . . . Is fourth on Dolphins' all-time receiving yards list, and should be third by conclusion of '87 season . . . Tied for second with Paul Warfield in all-time receiving TDs . . . Owns first- and fourth-best single-season reception totals in team history (73 in 1984 and 70 in 1985) . . . Holds Dolphin single-season marks in reception yards (1,389) and receiving TDs (18), both in 1984 . . . His 18 receiving TDs in '84 is an NFL record . . . Also is sixth on all-time Dolphin scoring chart with 204 points . . . Named as an alternate to 1986 Pro Bowl, played when teammate Mark Duper was unable to participate . . . Also played in Pro Bowl in '84 and '85 . . . Played in 15 games in 1986 with 14 starts . . . Missed Atlanta game after suffering first-degree separation of right shoulder in second Jets game (11/24) . . . Came back two weeks later at New Orleans (12/7) to catch four passes for 47 yards, including 200th career reception . . . Did not start at New England (10/5) as Dolphins opened with two tight ends in game . . . Turned in best effort of '86 season at the Jets (9/21) with eight receptions for 174 yards and one touchdown . . . Caught four passes for 109 yards versus the Raiders (10/19), including sensational 68-yard TD grab on final play of game . . . Opened season with five receptions for 143 yards and two TDs at San Diego (9/7) . . . Closed out year with five catches for 94 yards and two TDs against New England (12/22) . . . Made six receptions for 99 yards in prime-time loss at Cleveland (11/10), including 22-yard TD catch on final play of game . . . His 177 yards on nine catches (two TDs) versus the Raiders (12/2/84) is sixth best single-game performance in Dolphin history . . . Started all 16 regular-season games plus two playoff contests for Miami in '85 . . . Finished second on team in receptions (70), only two behind leader, Tony Nathan . . . 1985 stats included 70 catches for 996 yards (14.2 average) and four TDs . . . Had four receptions for 56 yards in playoff action . . . Named team's outstanding receiver for second straight campaign . . . First on team in reception yardage . . . Eighth in AFC in receptions, seventh in AFC receiving (four yards) . . . Missed Mark Duper (who was injured for two months) and was subsequently double- and triple-teamed . . . Football News first-team All-AFC selection . . . UPI second-team All-AFC honoree . . . Top game in '85 came at home versus the Colts (9/15) when he caught eight passes for 106 yards and one TD . . . Added seven catches each against Detroit (10/27/85, for 72 yards) and New England (11/3/85, for 122 yards) . . . Caught six passes for 70 yards and one TD at Green Bay (12/8/85) . . . Had truly sensational season in 1984 . . . Leaped into national prominence with record-setting campaign in just second NFL season . . . Post-season honors included AP second-team All-Pro, AFC Pro Bowl and USA Today first-team All-Pro . . . Ranked third in league in reception yards and was fifth in AFC in

catches . . . Along with Duper, became only teammates to ever each amass over 1,300 receiving yards . . . Enjoyed six 100-yard receiving days in '84 . . . Caught at least one touchdown pass in 16 of Miami's 19 total games in 1984 . . . Appeared on cover of Sports Illustrated (9/10/84) following clutch scoring catch in season-opening win at Washington (9/2/84) . . . Speedy receiver, is even more dangerous because of outstanding leaping ability . . . Was a receiver, passer, rusher and kick returner for Dolphins in '83 . . . Appeared in 14 games and set a club record for punt return yardage in a season with 392 on 41 returns . . . Had become Miami's punt returner following opening-game knee injury to Tom Vigorito . . . Scored first-ever NFL TD against Bills on 14-yard catch in 38-35 OT loss (10/9/83), while also throwing a 48-yard touchdown pass to Duper on a double reverse option (Marino to Nathan to Clayton) . . . Received first game ball following 37-0 shut-out of Colts (11/20/83) thanks to 60-yard punt return for score . . . Suffered broken ribs versus Cincinnati (11/28/83) and missed next two games . . . Eighth round draftee, 223rd player in 1983.

COLLEGE: Had school record-setting tenure at University of Louisville . . . Set Cardinal career records for most receiving yards (2,004) and highest average per-catch (20.9 yards) . . . Enjoyed spectacular senior season with 53 catches for Louisville record 1,112 yards, 20.9-yard average and six touchdowns to rank 13th in nation in receiving . . . Also set school standard with three TD receptions versus Richmond on 10/16/82 . . . Was named All-South Independent and team MVP in '82 . . . As a junior, had 27 catches for 596 yards (22.1 average) and three TDs . . . Contributed 15 receptions for 288 yards (19.2 average) and one touchdown as a sophomore . . . Majored in telecommunications.

PERSONAL: Single, splits residence between Pembroke Pines and Indianapolis . . . Founder of Clayton's Kids, an organization which provides a chance to attend Dolphin games to Miami-area underprivileged children who normally would not have the opportunity to do so . . . Sponsored golf tournament to raise money for The Starting Place (drug and alcohol rehabilitation center) this past off-season . . . Also worked with "Say No to Drugs" campaign and cystic fibrosis . . . Hobbies include playing the guitar and going to arcades . . . Lists favorite movie as "Beverly Hills Cop," favorite TV show as "Love Connection" and favorite recording artists as Anita Baker and Janet Jackson . . . Is also a big fan of Louisville basketball team . . . Legend has it that while a student at Louisville, he once jumped length-wise over a ping-pong table . . . Most embarrassing moment of career was early celebration before reaching goal line in 1984 (fumbled ball but recovered in end zone for TD) . . . Attended Cathedral High School in Indianapolis, lettering in football (all-state), basketball and track . . . Full name is Mark Gregory Clayton, born April 8, 1961 in Indianapolis.

NFL STATISTICS													
YEAR	TEAM	G-S	NO.	RECEIVING			LG	TD	PUNT RETURNS				
				YDS.	AVG.	FC			YDS.	AVG.	LG	TD	
1983	Miami	14-0	6	114	19.0	39	1	41	11	392	9.6	60t	1
1984	Miami	15-15	73	1389	19.0	65t	18	8	2	79	9.9	22	0
1985	Miami	16-16	70	996	14.2	45	4	2	0	14	7.0	11	0
1986	Miami	15-14	60	1150	19.2	68t	10	1	0	0	0.0	0	0
4-YEAR TOTALS		60-45	209	3649	17.5	68t	33	52	13	485	9.5	60t	1
PLAYOFFS		6-5	19	318	16.7	40t	2	1	2	32	32.0	32	0

ADDITIONAL STATS

Rushing: 2 for 9 yards in 1983; 3 for 35 yards, 11.7 avg., long 30 in 1984; 1 for 10 yards in 1985; 2 for 33 yards, 16.5 avg., long 22 in 1986 for total of 8 for 87 yards, 10.9 avg., long 30

Passing: 1 for 1 for 48 yards, 1 TD in 1983; 0 for 1 in 1984

Kickoff Returns: 1 for 25 yards in 1983; 2 for 15 yards, long 14 in 1984 for total of 3 for 40 yards, 13.3 avg., long 25

100-YARD GAMES

DATE	OPPONENT	NO.	YDS.	LONG	TD
9/30/84	at St. Louis	5	143	42	1
10/7/84	at Pittsburgh	5	110	33	0
10/28/84	BUFFALO	3	106	65t	2
12/2/84	L.A. RAIDERS	9	177	64t	2
12/9/84	at Indianapolis	9	127	32	1

56

12/17/84	DALLAS	4	150	63t
9/15/85	INDIANAPOLIS	8	106	26
11/3/85	at New England	7	122	39
9/7/86	at San Diego	5	143	49t
9/21/86	at N.Y. Jets	8	174	42
10/19/86	L.A. RAIDERS	4	109	68t

SINGLE-GAME HIGHS

Most Receptions:	9 vs. L.A. Raiders, 12/2/84
	9 at Indianapolis, 12/9/84
Most Yards:	177 vs. L.A. Raiders, 12/2/84
	174 at N.Y. Jets, 9/21/86
	150 vs. Dallas, 12/17/84
Most TD Receptions:	3 vs. Dallas, 12/17/84
	2, five times
Longest Receptions:	68t vs. L.A. Raiders, 10/19/86
	65t vs. Buffalo, 10/28/84
	64t vs. L.A. Raiders, 12/2/84

RON DAVENPORT



6-2 230
Fullback #30
Born: 12/22/62
College: Louisville
Acquired: D6b, 1985
NFL: Third Season
Dolphins: Third Season

RO: Heading into 1987, hopes to regain promising form he showed in rookie season of 1985 . . . Did not score a rushing TD (only score was a reception) in '86, compared to 11 rushing scores in '85 . . . Still finished as Miami's second-leading rusher last season (75-314-4.2) . . . Added 20 receptions for 177 yards (8.9) and one TD (a 19-yard grab from Dan Marino against Buffalo, 11/16) . . . Played in all 16 games in '86 with two starts (9/7 versus San Diego, 11/10 versus Cleveland) . . . Enjoyed season-best rushing effort versus Houston (11/2) with 74 yards on 16 carries . . . Had finest overall game of '86 against the L.A. Rams (12/14), when he tied season-high of four receptions (31 yards), had second-best rushing effort (eight carries, 61 yards) and made a key 35-yard run in the winning TD drive in overtime . . . Also had four catches (for 34 yards) versus New England (12/22) . . . Added three receptions each against the Colts (45 yards, 10/26) and Bills (35 yards, 11/16) . . . Finished second on team in kickoff returns with 16-285-17.8 . . . Enjoyed impressive rookie season for Dolphins in 1985 . . . Played in all 16 regular-season contests, starting once . . . Was team's second-leading rusher with 98-370-3.8 . . . Led team with 11 TDs rushing and 13 overall . . . 13 scores was good for third place in AFC and was second-highest single-season total in Dolphin history (behind 18 by Mark Clayton in 1984) . . . Tied Marcus Allen for most rushing TDs (11) in AFC . . . Was 27th in AFC in rushing . . . Fifth in NFL in scoring (non-kickers) . . . Had longest run from scrimmage (33 yards) for Dolphins in 1985 . . . Second on team in scoring (78 points) behind Fuad Reveiz (116 points) . . . Rushed for 57 yards on six carries, including a TD against Buffalo (12/22) . . . Scored two TDs in prime-time victory over the Bears . . . Garnered 48 yards on six carries and scored twice in playoff game versus Cleveland . . . Scored from one yard out with 1:57 left in game to lift Miami over the Browns . . . Sixth-round selection, 167th player overall in 1985 draft.

57

COLLEGE: Had four-year career at University of Louisville, playing FB until end of sophomore season when shifted to tailback by UL coaches . . . Career totals showed 369 carries for 1,496 yards (4.1 average) and 16 touchdowns (long run of 28), plus 55 receptions for 535 yards (9.6 average) and two scores (long catch of 51) . . . As 1984 senior, was selected as team's Most Valuable Player . . . Carried ball a team-high 130 times for 520 yards and was second on club in scoring with 42 points (trailed leader by one point) . . . Also was Cardinals' third-leading receiver in 1984 with 24 catches for 262 yards . . . Led UL rushers in six of 11 games, including career-best 122 yards against Miami (25 attempts) . . . As a junior, finished second on team rushing list with 337 yards on 88 carries (3 TDs), and also caught 22 passes for additional 194 yards (1 TD) . . . Ended '81 with career-best 526 yards rushing on 120 attempts (4.4 average) and five TDs (ran for 101 yards against Florida State) . . . Served in reserve role as freshman with 31 rushes for 113 yards . . . Was two-time winner of school's Most Conditioned Athlete award (1982-83) and was also a nominee for NSCA's All-America Strength Team . . . Majored in production management.

PERSONAL: Resides in Miami Lakes with daughter Sequoyah (6/11/81) . . . Hobbies include basketball and swimming . . . Lists favorite TV show as "The Untouchables" and favorite movie as "Platoon" . . . Enjoys listening to Luther Vandross . . . Attended Walter F. George High School in Atlanta, lettering in football, track and soccer . . . Played both linebacker and running back in high school . . . Was sprinter, shot putter and discus thrower in track, and was all-conference goalkeeper in soccer . . . College teammates now in pro ranks include Dolphins' Mark Clayton, Browns' Frank Minnifield, Browns' Eddie Johnson, Oilers' Earnest Givins and Patriots' Bruce Armstrong . . . Full name is Ronald Donovan Davenport, born December 22, 1962 in Summerset, Bermuda.

NFL STATISTICS												
YEAR	TEAM	G-S	ATT.	RUSHING				NO.	RECEIVING			
				YDS.	AVG	LG	TD		YDS.	LG	TD	
1985	Miami	16-1	98	370	3.8	33	11	13	74	17	2	
1986	Miami	16-2	75	314	4.2	35	0	20	177	27	1	
2-YEAR TOTALS		32-3	173	684	4.0	35	11	33	251	27	3	
PLAYOFFS		2-0	9	54	6.0	31	2	3	23	9	0	

ADDITIONAL STATS

Kickoff Returns: 16 for 285 yards, 17.8 avg., long 37 in 1986

SINGLE-GAME HIGHS

Most Yards Rushing: 74 vs. Houston, 11/2/86
61 at L.A. Rams, 12/14/86
57 vs. Buffalo, 12/22/85

Most Rushing Attempts: 55 vs. Kansas City, 9/22/85
16 vs. Houston, 11/2/86
12 vs. Indianapolis, 9/15/85
12 vs. Kansas City, 9/22/85

Longest Run: 35 at L.A. Rams, 12/14/86

Most Receptions: 4 at Buffalo, 11/24/85
4 at L.A. Rams, 12/14/86
4 vs. New England, 12/22/86

Most Receiving Yards: 45 at Indianapolis, 10/26/86
35 at Buffalo, 11/16/86
34 vs. New England, 12/22/86

Longest Reception: 27 at Indianapolis, 10/26/86

JEFF DELLENBACH



6-6 280
Tackle/Guard # **65**
Born: 2/14/63
College: Wisconsin
Acquired: D4b, 1985
NFL: Third Season
Dolphins: Third Season

PRO: Strong, young performer who boasts valuable versatility . . . Played in 13 games in '86 with six starting assignments (four at left tackle, two at right guard) . . . Suffered severe left ankle sprain on 7/28; returned to practice on 8/25 but did not play in final pre-season contest with Tampa Bay . . . Started at right guard versus Raiders (10/19) and Colts (10/26) in place of Ronnie Lee . . . Started last three games of '86 at left tackle in place of the injured Jon Giesler . . . Also started at left tackle in Week Six against Buffalo in place of Cleveland Green . . . Saw action in 11 games in 1985, starting only at Buffalo on 11/24 . . . Played in both post-season contests in '85 . . . Has hopes for starting nod in '87 . . . Fourth-round selection by Dolphins in '85.

COLLEGE: Enjoyed standout career at University of Wisconsin . . . As a senior, was third-team All-America selection and UPI honorable mention All-America pick . . . Was also chosen first-team All-Big Ten by AP and UPI and was tabbed as Big Ten's Offensive Lineman of the Year by conference broadcasters . . . Started all 12 games for Badgers in '84 and graded out at more than 90% efficiency over course of season . . . Was selected team's Offensive Player of the Game versus Indiana as a senior . . . Ended career with 35 consecutive starts . . . As a junior, was Wisconsin's top offensive lineman, earning second-team All-Big Ten accolades . . . Was moved to offensive line prior to sophomore season after appearing in 10 games on defense in freshman campaign . . . Also played for Badgers' junior varsity hockey team . . . Majored in recreation resource management.

PERSONAL: Married, he and wife Mary (5/31/85) reside in Miami Lakes . . . Lists favorite TV show as "Cheers," favorite movie as "First Blood" and favorite actor as Sylvester Stallone . . . "Delly" played with '87 draftee Rick Graf at Wisconsin . . . Enjoys professional wrestling . . . Enjoys listening to The Beach Boys . . . Attended Wausau (Wis.) East High School, lettering in football, hockey and baseball . . . As a senior, was All-America and all-state selection as a tackle, and was all-conference pick as a hockey goaltender . . . Full name is Jeffrey Alan Dellenbach, born February 14, 1963 in Wausau, Wisconsin.

NFL STATISTICS

GAMES/STARTS: 1985:11/1 (P-2/0), 1986: 13-6 **2-YEAR TOTALS:** 24/7 (P-2/0)



DOLPHIN FACT

The Dolphins had the highest percentage (.821) of passing TDs in the NFL last season. Of Miami's 56 touchdowns in '86, 46 came through the air. The second-highest percentage of passing TDs in the NFL was the .730 (27/37) of the L.A. Raiders.

MARK DUPER



5-9 192 #85
Wide Receiver

Born: 1/25/59
College: NW State (La.)
Acquired: D2, 1982
NFL: Sixth Season
Dolphins: Sixth Season

PRO: One of pro football's most exciting performers, he enjoyed another banner season in 1986 . . . For first time in career led team in receiving with 67 catches for 1,313 yards (19.6 average) and 11 TDs . . . One of seven Dolphins on offense to start all 16 games in '86 . . . Finished ninth in AFC in receiving and third in league in receiving yardage . . . Teamed up with Dan Marino for league's longest reception in '86 with an 85-yard TD bomb versus Houston (11/2) . . . That reception tied his personal best — an 85-yard hookup with Marino versus Baltimore (11/20/83) . . . Two 85-yard receptions are second-longest in club annals (Bob Griese and Paul Warfield hooked up for 86 yards in 1971 season) . . . Tied for fifth in AFC in non-kickers scoring with 66 points . . . Set Dolphin team record with eight 100-yard games in a single season, holds team mark with 20 career 100-yard games . . . Went over 1,000 yards in receiving for third time in career . . . Caught 200th pass of career (11-yard, second-quarter toss from Marino) at Buffalo (11/16) . . . Caught 20-yard TD aerial from Marino in overtime to defeat Rams in Anaheim, Calif. (12/14) . . . Had season-high seven catches against Jets (9/21) with 154 yards, 49ers (9/28) with 102 yards and Bills (11/16) with 109 yards . . . Looking to move into third place on all-time Miami receiving chart, passing Duriel Harris (269) . . . Has 224 career catches . . . Sits in third place on receiving yardage list with 4,272 yards (behind Nat Moore at 7,547 and Harris at 4,534) . . . Has 32 career TDs, just behind Mark Clayton and Paul Warfield (tied for second place on team's all-time list with 33 apiece) . . . Will look to go over the 5,000-yard mark in receptions in '87; has 4,272 . . . Is sixth on all-time Dolphin scoring chart with 192 points (just behind Mercury Morris, Paul Warfield and Tony Nathan at 198) . . . Also looking to pass that trio (33 TDs) and move into fourth place on all-time Miami TD list . . . Named honorable mention All-NFL by AP in '86 . . . Also named to Pro Bowl but did not play because of arthroscopic left knee surgery on 1/5 (ironically was replaced by Mark Clayton) . . . Tabbed by South Florida media as Miami's Outstanding Receiver in '86 . . . Missed first pre-season game with pulled hamstring . . . Came to training camp one week early and worked out with rookies and free agents . . . In 1985 early-season thigh injury sidelined him for eight weeks (games 2-9) . . . Showed his keen ability to come back, when in his first game against Jets (11/10/85) he set Dolphin record with 217 yards on eight receptions . . . In his first half back, he caught a 60-yard TD toss from Dan Marino to give Dolphins their first lead . . . Then, with :49 left to play he hauled in a one-handed, 50-yard TD pass from Marino to lead Dolphins to a 21-17 victory . . . Including Jets game, Duper compiled 555 yards on 31 receptions over the next six games as Dolphins closed regular season without a loss . . . Started eight of nine contests in '85 (came off bench against Jets) . . . Suffered his injury against Houston in season's first game, but left the lineup the next week versus Indianapolis . . . Finished 1985 as team's fifth-leading receiver with numbers of 35-650-18.6-three TDs . . . One of fastest receivers in NFL, has run a 4.3 40-yard dash in Dolphin camp . . . Started all 16 games in 1984 and had 71 catches for 1,306 yards (18.4 average) and eight touchdowns . . . Both receptions and yards would have eclipsed prior Dolphin records if not for even better figures compiled by Clayton . . . Coupled with Clayton, duo became nationally known as the "Marks Brothers" and "Mark II" . . . Was voted by peers to start for AFC in Pro

Bowl and was also a first-team All-AFC choice by UPI in '84 . . . Along with Clayton, became only teammates in league history to each go over 1,300-yard reception mark in a single season . . . In 1983, became first Miami receiver to go over 1,000-yard mark with 1,003 on 51 catches (Paul Warfield's 996 in 1971 had been previous high) . . . Caught 10 touchdowns passes and 19.7 per-catch average was tops in AFC . . . Was a second-team All-AFC selection by UPI and was a member of the AFC's Pro Bowl squad . . . In first NFL start in 38-35 OT loss to Buffalo (10/9/83), had then-second best receiving day in Dolphin history with 202 yards on seven catches (63-, 48-yard TDs) . . . Saw action in only two games in rookie campaign of '82 and did not catch a pass . . . Was slowed by ankle and hamstring injuries . . . Second round draftee, 52nd player in 1982.

COLLEGE: Played only two years of college football at Northwestern State in Natchitoches, Louisiana . . . As a senior, caught 24 passes for 592 yards (24.7 average) and seven touchdowns, including three TDs versus Northeast Louisiana . . . Attended college on a track scholarship . . . At NW State, had a 4.28 clocking in 40-yard dash . . . Ran anchor leg on Demons' star-studded NCAA championship 400-meter relay team that also included the late Joe Delaney (Kansas City) . . . Also qualified for NCAA meet in 100-meter dash . . . Broke Delaney school record in 100 meters with time of 10.21 . . . Majored in law enforcement.

PERSONAL: Splits residence between Miami and Mansura, Louisiana with wife Renee and son Mark II (4/19/85) . . . Was involved in Miami's "Say No to Drugs" program during off-season . . . A surprise draftee, had impressed Dolphin head coach Don Shula in BLESTC workout in Detroit with acrobatic, over-the-shoulder catch . . . Hobbies include boating, fishing and playing golf . . . Lists favorite movie as "Beverly Hills Cop" and favorite book as "Giant Steps" (autobiography of Kareem Abdul-Jabbar) . . . Enjoys listening to Stevie Wonder . . . Attended Moreauville (La.) High School, lettering in track and basketball . . . Moreauville did not field a football team . . . High school track marks included 9.9 in 100, 22.6 in 220, 22'11" in long jump and 44'10" in triple jump . . . Full name is now legally Mark Super Duper, born January 25, 1959 in Pineville, Louisiana.

NFL STATISTICS

YEAR	TEAM	G-S	NO.	YDS.	AVG.	LG	TD
1982	Miami	2-0	0	0	0	0	0
1983	Miami	16-11	51	1003	19.7	85t	10
1984	Miami	16-16	71	1306	18.4	80t	8
1985	Miami	9-8	35	650	18.6	67t	3
1986	Miami	16-16	67	1313	19.6	85t	11
5-YEAR TOTALS		59-51	224	4272	19.1	85t	32
PLAYOFFS		6-6	21	353	16.8	41t	3

100-YARD GAMES

DATE	OPPONENT	NO.	YDS.	LG	TD
10/9/83	BUFFALO	7	202	63t	
10/30/83	L.A. RAMS	7	134	46t	
11/20/83	BALTIMORE	5	121	85t	
12/31/83	SEATTLE	9	117	32t	
9/2/84	at Washington	6	178	74t	
9/23/84	INDIANAPOLIS	7	173	80t	
9/30/84	at St. Louis	8	164	51	
11/4/84	at N.Y. Jets	7	155	54	
1/6/85	PITTSBURGH	5	148	41t	
11/10/85	N.Y. JETS	8	217	60t	
1/17/85	at Indianapolis	5	164	19	
12/2/85	CHICAGO	5	107	52	
9/21/86	at N.Y. Jets	7	154	46t	
9/28/86	SAN FRANCISCO	7	102	24	
10/5/86	at New England	4	102	45	
10/19/86	L.A. RAIDERS	4	101	44	
11/2/86	HOUSTON	2	110	85t	
11/16/86	at Buffalo	7	109	27t	
11/30/86	ATLANTA	4	115	54t	1
12/14/86	at L.A. Rams	5	145	69t	3

*playoff game

ADDITIONAL STATS

Rushing: 1 for -10 yards in 1986

SINGLE-GAME HIGHS

Most Receptions: 8 at St. Louis, 9/30/84
8 vs. N.Y. Jets, 11/10/85

Most Yards: 217 vs. N.Y. Jets, 11/10/85
202 vs. Buffalo, 10/9/83
178 at Washington, 9/2/84

Most TD Receptions: 3 at L.A. Rams, 12/14/86
2, five times

Longest Receptions: 85t vs. Baltimore, 11/20/83
85t vs. Houston, 11/2/86
80t vs. Indianapolis, 9/23/84

ROY FOSTER



6-4 275 #61
Guard
Born: 5/24/60
College: USC
Acquired: D1, 1982
NFL: Sixth Season
Dolphins: Sixth Season

PRO: Durable performer, really coming into his own . . . Named to Pro Bowl for second straight season in '86 . . . Was a Pro Bowl alternate in '84 . . . For third straight year he started all 16 regular-season games . . . One of seven Dolphins on offense to accomplish that feat in '86 . . . Named honorable mention All-NFL by AP and first-team All-AFC by UPI last season . . . Gives Dolphins solid strength from left guard spot next to fellow Pro Bowler, center Dwight Stephenson . . . One of main reasons Miami allowed fewest QB sacks (17) in league for record fifth straight year . . . Very consistent . . . Replaced Miami legend Bob Kuechenberg . . . Has potential to become a truly great one before career is over . . . UPI first-team All-AFC selection in '85 . . . Mixture of speed and strength has been responsible for emergence as solid offensive lineman . . . Amazingly, is first alumnus of USC to ever play for Dolphins . . . Started all 16 regular-season games for Dolphins in 1984 . . . Also started Miami's three post-season contests . . . After shuttling between tackle and guard positions, remained at guard beginning in '83 . . . Played in all 16 games that season on special teams, on the line and occasionally at tight end in short-yardage situations . . . Made first professional start for injured Eric Laakso (9/19/83) against Raiders in Los Angeles Coliseum, site of college home games . . . Saw action in 13 regular-season and post-season matches in '82, mostly on special teams . . . First round draftee, 24th player in 1982.

COLLEGE: Was a three-year starter at guard for USC . . . As a senior, earned All-America accolades from UPI, Football Writers, Football Coaches Association and The Sporting News . . . A finalist for Outland Trophy, played in Hula Bowl and Olympia Gold Bowl . . . Blocked for pair of Heisman Trophy winners in Charles White and Marcus Allen during Trojan career . . . Originally recruited to USC as a fullback, then shifted to offensive line . . . Majored in public administration.

PERSONAL: Married, he and wife Karen (10/20/85) reside in Davie with son Roy, Jr. (6/22/86) . . . Hobbies include playing cards, traveling and listening to music . . . Enjoys listening to Whispers . . . Likes to watch all soaps on TV . . . Is a big fan of comedy films . . . Attended Shawnee Mission (Kan.) West High School for two years after moving

from Los Angeles, lettering in football and track . . . Full name is Roy Allen Foster, born May 24, 1960 in Los Angeles.

NFL STATISTICS

GAMES/STARTS: 1982: 9/0 (P-4/0), 1983: 16/1 (P-1/0), 1984: 16/16 (P-3/3), 1985: 16/16 (P-2/2), 1986: 16/16 **5-YEAR TOTALS: 73/49 (P-10/5)**

ADDITIONAL STATS

Fumble Recoveries: 2 in 1986

DAVID FRYE



6-2 227 #53
Linebacker
Born: 6/21/61
College: Purdue
Acquired: FA, 1986
NFL: Fifth Season
Dolphins: Second Season

PRO: Played in nine games with two starts for Miami in 1986 . . . Signed by Dolphins as a free agent on 10/23 to back up at outside linebacker when Johnny Taylor (since released) was put on injured reserve . . . Had been released by Atlanta in '86 training camp (8/26) after spending first three NFL seasons with Falcons . . . Backed up at both outside linebacker spots for Miami, although is better-suited for use on the weak side . . . Used as the coverage linebacker in long-yardage situations . . . A good blitzer, Dolphin coaches like his smarts and aggressiveness . . . Finished '86 season with 16 tackles (11 solo) and a fumble recovery . . . Recorded season-high five tackles at New Orleans (12/7) in one of two '86 starts in place of the injured Mark Brown . . . Had four stops and a fumble recovery against his former team, Atlanta (11/30) . . . Recorded 78 tackles (41-37) in 1985 for Falcons . . . Also had four sacks, an interception, two forced fumbles and one fumble recovery . . . Had perhaps best day of career versus Chicago (11/24/85) with 16 tackles (11-5) . . . Had a 20-yard interception against New Orleans in season-finale to set up score . . . Started 12 games in '84, ranking fourth on team in tackles with 118 (50-68) . . . Had tackles in double figures in four games in '84, versus Detroit (9/9), Minnesota (9/16), N.Y. Giants (10/14) and New Orleans (11/11) . . . Best effort was 14-tackle performance against Giants . . . Originally made team in 1983 as a free agent . . . Recorded 65 tackles (35-30) as a rookie, while making two starts . . . Lack of size is biggest liability.

COLLEGE: Started three seasons (1980-82) at Purdue as a defensive end . . . Recorded 248 tackles in career (103 as a senior) with 22 tackles for lost yardage . . . Transferred to Purdue after one year at Santa Ana Junior College . . . Majored in public relations.

PERSONAL: Married to Pam (6/27/87), couple resides in Atlanta . . . Hobbies include listening to music and traveling . . . Lists favorite movie as "Ann of a Thousand Days," favorite TV show as "The Cosby Show," favorite book as "Catcher in the Rye" and favorite recording artists as Brandford Marselis and Freddie Hubbard . . . Attended Woodward High School in Cincinnati, lettering in football, basketball and track . . . Full name is David W. Frye, born June 21, 1961 in Cincinnati.

NFL STATISTICS									
YEAR	TEAM	G-S	TACK.	ASST.	TOTAL	FUM. REC.	QB SACK	INT.	YDS.
1983	Atlanta	16-2	35	30	65	2	1	0	0
1984	Atlanta	16-12	50	68	118	2	4½	0	0
1985	Atlanta	14-5	41	37	78	1	4	1	20
1986	Miami	9-2	11	5	16	1	0	0	0
4-YEAR TOTALS		53-21	137	140	277	6	9½	1	20

ADDITIONAL STATS

Forced Fumbles: 2 in 1985

JON GIESLER



6-5 265

Tackle

#79

Born: 12/23/56

College: Michigan

Acquired: D1, 1979

NFL: Ninth Season

Dolphins: Ninth Season

PRO: Gutsy veteran performer who has battled injuries the last few seasons . . . Started all seven games (Weeks 7-13) he played in during '86 campaign and was named second-team All-AFC by UPI . . . Had surgery on right knee following '85 season and was put on physically unable to perform list on 8/24/86 before regular season . . . Was activated the day before the Raiders game (10/19/86) and started against Los Angeles in familiar left tackle spot . . . Started every week until New Orleans (12/7) when he suffered an injury to his right knee in pre-game warmups and missed the game . . . Had arthroscopic surgery on the knee to remove cartilage fragments on 12/8 and was put on injured reserve on 12/12 . . . Missed the season's final three games . . . Started 13 games in 1985 . . . Was named NFL's "Macho-Man" of the year by Sports Illustrated following '85 campaign after leaving many games on crutches . . . Real battler, blue-collar player . . . Very strong player, is equally adept at run or pass blocking . . . Started all 16 regular-season and three playoff games in 1984 . . . Was selected as an AFC Pro Bowl alternate and was chosen by UPI as second-team All-AFC . . . Personally, allowed only one sack and had just two holding penalties in '84 . . . Started all 16 games in '83 as Dolphins permitted just 23 QB drops, fewest in the league . . . Started all 13 regular-season and playoff games in 1982 as Dolphins reached Super Bowl XVII . . . Earned a game ball for efforts in stopping Jets' "Sack Exchange" without a QB sack in Miami's 45-28 victory on 9/12/82 . . . Teamed with Eric Laakso to give Dolphins top tackle tandem since Doug Crusan and Norm Evans . . . Saw action as starter in 17 total games in 1981 . . . In 1980, suffered shoulder separation in New Orleans pre-season scrimmage and was placed on injured reserve until mid-October . . . First pro start came in 17-14 edging of Buffalo on 10/19/80, helping Dolphin runners to gain a then-season-high 149 yards against NFL's leader in total defense . . . Remained a fixture in starting lineup from that game on . . . Appeared in all 16 games in rookie campaign of 1980 with no starts as Bob Kuechenberg played left tackle spot . . . First round draftee, 24th player in 1979 (third offensive lineman).

COLLEGE: Standout offensive lineman for Bo Schembechler at the University of Michigan . . . Earned All-Big Ten honors as a senior, and was also AP and Sporting News honorable mention All-America pick

. . . In final two collegiate seasons, Wolverines posted pair of 10-seasons . . . A native of Ohio, UM captured three straight victories over Ohio State during final three years at Ann Arbor school . . . Won team's "Mr. Hustle" award in 1979 . . . Has a B.S. in education.

PERSONAL: Married to Lori (6/30/79), couple lives in Cooper City, Florida, with daughters Kristin (11/1/81) and Melissa (10/21/84) . . . Ironically, both children were born on Dolphin game days - Kristin while Miami was beating Baltimore 27-10 in the Orange Bowl and Melissa when the Dolphins won at New England 44-24 . . . Hobbies include playing golf and fishing . . . Lists favorite TV show as "Miami Vice" and favorite movie as "Platoon" . . . Enjoys listening to Foreigner . . . At tended Woodville (Ohio) High School, lettering in football, track and basketball . . . Was Ohio state champion in shot put as a junior with 58'5" toss, bettering mark to 60'10" in senior season . . . Raised in same Ohio county (Sandusky) as Dolphin teammate Bob Brudzinski . . . Full name is Jon William Giesler, born December 23, 1956 in Toledo, Ohio.

NFL STATISTICS

GAMES/STARTS: 1979: 16/0 (P-1/0), 1980: 10/10, 1981: 16/16 (P-1/1), 1982: 9/9 (P-4/4), 1983: 16/16 (P-1/1), 1984: 16/16 (P-3/3), 1985: 13/13 (P-2/2), 1986: 7/7
8-YEAR TOTALS: 103/87 (P-12/11)

HUGH GREEN



6-2 225

Linebacker

#55

Born: 7/27/59

College: Pittsburgh

Acquired: Trade, 1985

NFL: Seventh Season

Dolphins: Third Season

PRO: One of the game's best linebackers, he hopes to come back in '87 after suffering a very serious knee injury in the third game of the '86 campaign . . . Suffered a ruptured patellar ligament and a hairline fracture of the right kneecap in the second quarter of a Week 3 game with the Jets (9/21) . . . Had five tackles and a sack in the contest at the time of his injury . . . Injury forced him to miss the rest of the season . . . Did not begin to jog until 3/10/87 . . . Did not participate in mini-camp (5/4-5/9) but expects to be "100 percent" by the last two pre-season games of '87 . . . Underwent surgery and was placed on IR on 9/23 . . . Dr. Peter Indelicato, a University of Florida team physician, performed the surgery in Gainesville, Florida . . . Green, who started the first three games, ended '87 with 15 tackles (14 solo, one assist), four sacks and a forced fumble . . . Going into the season's final game, his four sacks still led the team . . . Had served as Miami's defensive captain until injury . . . Acquired from Tampa Bay on 10/9/85 for first- and second-round draft picks in '86 and immediately added spark and intensity to the defense . . . Started 11 games . . . Had his only interception of 1985 against his old team (Tampa Bay) . . . Named team's Outstanding Linebacker for 1985 . . . Considered by many to have the best tools of any Dolphin LB ever . . . Sixth on the team with 58 tackles (46-12) in 1985 . . . Added five sacks, an interception, two forced fumbles and four passes defended . . . Combining Tampa Bay stats, he had 95 tackles (76-19) 7 1/2 sacks, one interception, three forced fumbles and four passes defended . . . While with Tampa Bay, missed opportunity for a third consecutive Pro Bowl start in '84 after sustaining multiple injuries in an October, 1984 auto accident . . . Broken orbit (eye) bone, fractured wrist and punctured thigh from accident kept him from eight weeks of action, including four weeks on the non-football

injury list . . . Accident came after he had started first four games of season at his traditional right outside linebacker position . . . Had strong game against Green Bay (9/30/84) with 10 tackles in his final outing prior to accident . . . Game versus Minnesota one week later was the first game he missed entirely in both college and the pros . . . Returned to action at Green Bay (12/2/84) wearing a specially designed "tuffak" shield under his face mask to protect his orbit bone . . . Went on to start final three games and finished the season with eight starts and 45 tackles, plus four sacks . . . Strong 1983 performance solidified his reputation league-wide as one of football's top linebackers . . . Earned his second consecutive Pro Bowl start with a courageous campaign in the face of a series of injuries . . . In addition to Pro Bowl honors he earned first-team All-Pro from The Sporting News, Sports Illustrated and Football Digest . . . Second-team selection in 1983 by AP and NEA . . . Also earned All-NFC from UPI and Pro Football Weekly . . . Initial 1983 injury was hamstring pull in preparation for game versus St. Louis (10/14/83) . . . Did not start that week for the first time in his career . . . Inserted himself late in the game and led a furious second-half rally with a 33-yard interception return for a TD and 1½ sacks . . . Started every game thereafter despite lingering hamstring pull . . . 1983 season-best 13 tackles at Minnesota (9/18) was one shy of career-best 14 initially set also at Minnesota (11/8/81) and then equaled one year later versus Chicago (1/2/83) . . . Finished 1983 with 138 tackles to lead the team for second straight season . . . Selected All-Pro and St. Petersburg Times Buc MVP by media vote . . . Became only the second Buc (also Lee Roy Selmon) to earn All-Pro in 1982 . . . Named second-team All-Pro by AP and NEA in 1982 . . . Earned his first Pro Bowl start in 1982 at right outside linebacker and was selected first-team All-NFC by UPI . . . Became first non-inside linebacker to lead Bucs in tackles with 71 in 1982 . . . Started all nine games in 1982 and all 16 in his 1981 rookie season . . . Spectacular rookie season with 151 tackles in 1981, the most ever by a non-inside linebacker among the Bucs . . . Made every all-rookie team (UPI, Pro Football Writers and Football Digest) and was selected alternate outside linebacker to the NFC Pro Bowl team . . . First round draftee, seventh player by Tampa Bay in 1981.

COLLEGE: One of the most decorated defensive players in the history of college football . . . Selected to The Sporting News all-time All-America team . . . Climaxed remarkable four-year career at the University of Pittsburgh by winning the 1980 Lombardi Trophy, emblematic of the best lineman in the country, and finished as a runnerup in the 1980 Heisman Trophy voting, one of the best finishes ever by a defensive player . . . During his four years at Pitt, he made 460 tackles, including 53 quarterback sacks and 52 other tackles for lost yardage . . . Also caused 24 fumbles, recovered 13 fumbles and intercepted four passes while breaking up 22 more . . . Recorded 123 tackles, including 17 sacks and 11 others for losses as a senior in 1980, earning UPI first-team All-America selection for third consecutive season . . . Won four National Player of the Year Awards in 1980 (Maxwell Club, Walter Camp Foundation, The Sporting News and UPI) . . . Selected Player of the Year by touchdown clubs in Cleveland, Columbus, Ohio, and Washington . . . One of 11 players drafted from 1980's 11-1 Gator Bowl champion Pitt team . . . Primarily a defensive end in college 5-2 defense . . . Made his presence known immediately upon arrival at Pittsburgh with 11 tackles, including two sacks and a blocked punt in the first college game in 1977 against Notre Dame . . . Went on to start every possible game during his four years at Pitt (48) as Panthers went 39-8-1 and visited four bowl games . . . Named to Pitt's all-time all-star team in 1978 after only two seasons of play . . . Made 109 tackles as a sophomore in 1978, including 13 sacks and 12 other tackles for loss . . . First-team All-America pick in 1978 by UPI and Walter Camp and second-team NEA All-America selection . . . Only junior ever selected as a finalist for the Lombardi Award after 1979 season which included 135 tackles (11 sacks and 14 other tackles for loss) . . . Named to nine first-team All-America squads as both a junior and senior . . . Named best defensive player in the country by The New York Times as a junior . . . Selected to Street and Smith's All-Decade Team for the 1970s after junior season . . . Played in Hula Bowl and Japan Bowl . . . His uniform 99 joins Tony Dorsett's (33), Dan Marino's (13) and Bill Fralic's (79) as the only four numbers ever retired at Pitt . . . Majored in business management.

66

PERSONAL: Single, he splits residence between Tampa and Miami Beach, where he lives on his boat . . . Enjoys boating . . . Owns his own Italian restaurant "Cafe Roma" in Tampa and seven other restaurants in the Pittsburgh area . . . Likes to relax and unwind in his spare time . . . Orphaned at the age of six, he was raised by his grandparents Eltee and Lucy Berry . . . Named the best defensive lineman in Mississippi at North Natchez High School . . . Learned self-efficiency, including sewing and cooking . . . Full name is Hugh Donell Green, born July 27, 1959 in Natchez, Mississippi.

NFL STATISTICS

YEAR	TEAM	G-S	TACK.	ASST.	TOTAL	FUM. REC.	QB SACK	INT.	YDS.
1981	Tampa Bay	16-16	NA	NA	151	1	3	2	56
1982	Tampa Bay	9-9	NA	NA	71	0	2½	1	31
1983	Tampa Bay	16-15	NA	NA	138	2	3½	2	55
1984	Tampa Bay	8-8	NA	NA	45	0	4	0	0
1985	Tampa Bay	5-5	30	7	37	0	2½	0	0
	Miami	11-11	46	12	58	0	5	1	28
1986	Miami	3-3	14	1	15	0	4	0	0
6-YEAR TOTALS		68-67	NA	NA	515	3	24½	6	170
PLAYOFFS		4-4	NA	NA	36	1	1	0	0

ADDITIONAL STATS

Forced Fumbles: 5 in 1981, 3 in 1982, 4 in 1983, 3 in 1985, 1 in 1986 for total of 16
Passes Defensed: 7 in 1981, 6 in 1982, 8 in 1983, 1 in 1984, 4 in 1985 for total of 26

LORENZO HAMPTON



6-0 203
Running Back
Born: 3/12/62
College: Florida
Acquired: D1, 1985
NFL: Third Season
Dolphins: Third Season
#27

PRO: Versatile back enjoyed fine sophomore season . . . Started all 16 games in '86 after winning tailback job away from veteran Tony Nathan in training camp . . . One of the NFL's up-and-coming all-purpose backs . . . One of best conditioned athletes on team . . . Holds Dolphin record in annual 12-minute run, having once circled the 484-yard course seven-and-a-half times in 12 minutes . . . Finished 1986 as Miami's rushing leader with 186 carries for 830 yards (4.5 average) and nine TDs . . . Scored all of team's rushing touchdowns, only the fourth time in NFL history that one player has scored all of his team's rushing TDs (others: Shipwreck Kelly of Brooklyn in 1934, one; Tom Woodeshick of Philadelphia in 1968, three; and Billy Jackson of Kansas City in 1982, three) . . . Broke a string of 41 games in which Dolphins could not have a 100-yard rusher with 148 yards and two TDs on 19 carries in prime-time romp over the Jets (11/24) . . . Last 100-yard game had been by Joe Carter on 10/14/84 versus Houston . . . Came back four games later to rush for 109 yards on 13 carries (8.4 average) versus New England in season-finale . . . His 148 yards on the ground against the Jets was the best single-game rushing performance of '86 by Miami and the fifth-best showing in Dolphin history . . . Broke 54-yard TD run in that Jets game, the longest run by a Dolphin since Delvin Williams went 65 yards versus the L.A. Rams on 11/9/80 . . . Also had five receptions for 40 yards and a touchdown in the same Jets game . . . Finished season as team's second-leading receiver with 61 catches for 446 yards (7.3 average) and three TDs . . . Had a career-high nine

67

receptions (for 48 yards) against Buffalo (11/16) . . . Ended season as Miami's scoring leader (non-kickers) with 72 points . . . In the AFC, finished tied for third (with Wesley Walker of Jets) in TDs with 12 . . . Also, was sixth in AFC in rushing, 16th in receiving and sixth in total yards from scrimmage (1,276) . . . His rushing-receiving total was the third-best in Dolphin history . . . Had nine kickoff returns for 182 yards (20.2 average) in 1986 . . . Now stands fifth on team's all-time KO return chart with 1,202 yards on 54 returns (22.3 average) . . . Kickoff return yardage puts him 10th in the AFC among active kickoff returners . . . Given offensive game ball after first meeting with Colts (9/14) . . . Rushed 16 times for 63 yards and two TDs, in addition to four receptions for 40 yards . . . Also had two rushing TDs (and 64 yards on the ground) in first Buffalo game (10/12) . . . Stormed out of the gate at New Orleans (12/7) as Dolphins put 31 first-half points on the board . . . Had 11 carries for 73 yards and a TD and seven receptions for 64 yards in the opening half alone . . . Should move into Dolphin top 10 rushers of all-time in '86 . . . Comes into year with 1,199 career yards on the ground . . . Expected to pass Norm Bulaich (1,498), Don Nottingham (1,524) and Woody Bennett (1,527) to move into eighth place on all-time listing . . . Should he rush for more than 1,000 yards, could even shoot by Benny Malone (2,129) and Andra Franklin (2,232) and into sixth place . . . Also expected to make the 100th reception of his career as he enters his third season with 69 career catches . . . Played in all 16 games, starting once, during rookie year of 1985 . . . Named Miami's Tommy Fitzgerald Award winner for most outstanding rookie in 1985 training camp . . . Tied Tony Nathan's single-season team kickoff return mark of 45 . . . His 1,020 yards on kickoff returns was second-best in Dolphin history behind the 1,136 yards by Mercury Morris in 1969 . . . Was seventh in the AFC in KO returns . . . Was Miami's third-leading rusher in '85 with 369 yards on 105 carries (3.5 average) and three scores . . . Also hauled in eight passes for 56 yards . . . Had nine kickoff returns for 161 yards (17.9 average) in the two 1985 playoff games . . . Best rushing performance of 1985 came against Tampa Bay (10/20/85) when he ran for 78 yards on 13 carries . . . Also caught two passes for 21 yards in that game . . . Had two fine afternoons versus Indianapolis, gaining 58 yards on 16 carries with two TDs in the second game and picking up 53 yards on nine carries in the first encounter . . . First-round selection, 27th pick overall, in 1985.

COLLEGE: In four-year Florida career, rushed 418 times for 1,993 yards (4.8 average), 15 touchdowns and three 100-yard games . . . Also caught 56 balls for 655 yards (11.7 average) and three scores, plus returned 22 kickoffs for 466 yards (21.2 average) . . . His 3,114 all-purpose yards was second in school history and rushing totals were seventh on all-time Gator charts . . . Had fine senior season, capped off by invitations to play in Hula and Senior bowls . . . In 1984, ran 132 times for 732 yards (5.3 average) and five TDs, and caught 10 passes for additional 172 yards and two scores . . . Top individual games of senior season included 94 yards on 17 totes in win over Florida State (5.5 average, one TD), 87 yards on 16 attempts in victory over Auburn (5.4 average, 44-yard TD), 78 yards on 19 carries in first place-clinching SEC triumph at Kentucky and 73 yards on 10 rushes in tie with Louisiana State . . . Clutch individual plays of season featured 64-yard TD jaunt versus Miami, 54-yard scoring reception against Tulane and 44-yard touchdown run versus Mississippi State . . . As a junior had 115 carries for 465 yards (two TDs) and caught 22 throws for 238 yards . . . Split playing time with Neal Anderson that season in Gators' multi-back offense . . . Had best game that year against LSU with 89 yards rushing (10 attempts) and four receptions for 77 yards (including a 58-yard TD) . . . Paced Florida in rushing (19-64 yards) and receiving (5-63 yards) versus Georgia in '83 . . . Also threw 47-yard TD pass against East Carolina that year . . . Sophomore totals included 128 carries for 664 yards (5.2 average, six TDs) and nabbed 21 catches for additional 213 yards . . . Led Gators in all-purpose yardage that season with 93.4 per-game average . . . Had all three 100-yard games in sophomore season - 138 versus Florida State, 116 against West Texas State (career-high 76-yard run) and 109 yards in game with Mississippi State (three TDs, UPI SEC Back of the Week) . . . In first Gainesville season, carried 43 times for 171 yards (two TDs) and caught three passes for 32 yards . . . In 1984 was part of impressive Florida backfield which included 1986 NFL first-round draftees John L. Williams (Seattle) and Neal Anderson (Chicago) . . . Majored in physical education.

68

PERSONAL: Single, resides in North Miami Beach . . . Hobbies include horseback riding and playing basketball . . . Lists favorite TV show as "The Cosby Show," favorite movie as "A Soldier's Story" and favorite book as "The Invisible Man" . . . Enjoys listening to jazz . . . Attended Lake Wales (Fla.) High School, lettering in football, basketball and track . . . Was county's Athlete of the Year in all three sports as a senior, and was all-state in football . . . Full name is Lorenzo Timothy Hampton, born March 12, 1962 in Lake Wales, Florida.

NFL STATISTICS

YEAR	TEAM	G-S	ATT.	RUSHING				RECEIVING			
				YDS.	AVG.	LG	TD	NO.	YDS.	LG	TD
1985	Miami	16-1	105	369	3.5	15	3	8	56	15	0
1986	Miami	16-16	186	830	4.5	54t	9	61	446	19	3
2-YEAR TOTALS		32-17	291	1199	4.1	54t	12	69	502	19	3
PLAYOFFS		2-0	0	0	0.0	0	0	0	0	0	0

ADDITIONAL STATS

Kickoff Returns: 45 for 1,020 yards, 22.7 avg., long 46 in 1985; 9 for 182 yards, 20.2 avg., long 25 in 1986 for total of 54 for 1,202 yards, 22.3 avg., long 46

SINGLE-GAME HIGHS

Most Yards Rushing: 148 vs. N.Y. Jets, 11/24/86
109 vs. New England, 12/22/86

Most Rushing Attempts: 19 vs. N.Y. Jets, 11/24/86
17 vs. Buffalo, 10/12/86
17 at New Orleans, 12/7/86

Longest Runs: 54t vs. N.Y. Jets, 11/24/86
47 vs. New England, 12/22/86

Most Receptions: 9 at Buffalo, 11/16/86
7 at New Orleans, 12/7/86
5, three times

Most Receiving Yards: 64 at New Orleans, 12/7/86
48 at Buffalo, 11/16/86
47 at Indianapolis, 10/26/86

Longest Receptions: 19 at L.A. Rams, 12/14/86
16 at Indianapolis, 10/26/86
16 vs. N.Y. Jets, 11/24/86

BRUCE HARDY



6-5 232

Tight End

#84

Born: 6/1/56

College: Arizona State

Acquired: D9, 1978

NFL: 10th Season

Dolphins: 10th Season

PRO: Enjoyed finest season ever by a Dolphin tight end with 54 catches for 430 yards (8.0 average) and five TDs in '86 . . . One of seven Dolphins on offense to start all 16 games . . . Marked second straight year he started every game . . . Finished fourth on team in receiving . . . Placed 20th in AFC in receiving . . . Ranks fifth on all-time Dolphin receiving chart with 223 (behind Mark Dupler 224 and Duriel Harris 269) . . . Tied for fifth spot in career TD receptions with Jim Mandich and Howard Twilley with 23 . . . Very active special teams performer, serves as snapper on punts . . . Caught 200th pass of career last 11/16 when he hauled in eight-yard toss from Dan Marino at Buffalo . . . Also tied career-high of seven catches in a game in that contest . . . Caught five passes for 44 yards in overtime win at L.A. Rams . . . Hauled in six receptions and a TD in win over the Jets (11/24) . . .

69

Caught at least one pass in every game but one (Houston, 11/2) in 1986 . . . Named WIOD Radio's Special Teams Player of the Year in '85 . . . Finished fourth on team with 39 receptions for 409 yards and four TDs . . . Had career-high seven catches (for 84 yards) against Pittsburgh (10/6) . . . Aided Dolphins against Cleveland in playoffs with five receptions for 51 yards . . . Performed in all 16 regular-season games with five starts in 1984 . . . Also started all three playoff contests . . . Finished with 28 catches for 257 yards and five touchdowns . . . Added five receptions for 64 yards and one TD in post-season play . . . In 31-7 victory at Pittsburgh (10/7/84), caught first TD pass since '82 regular-season finale . . . Eight starts in '83 usually came when Miami began game in double TE alignment . . . Had 22 catches, including at least one in last nine regular-season matches . . . In strike-shortened 1982 season, had 12 catches for 88 yards and two TDs, both against Colts . . . Six receptions in '82 post-season play included pair of scoring receptions versus New England in 28-13 Miami win . . . In 1981 season, had five catches for 89 yards in 41-38 OT playoff loss to San Diego . . . 50-yard touchdown reception in that game is longest-ever scoring hook-up involving a Dolphin tight end . . . Appeared in all 16 games in 1980, making 12 starts . . . Won starting job in 1979 pre-season when regular TE Andre Tillman suffered broken leg . . . Actually took two snaps from center as quarterback against Chicago (9/23/79) when all three Miami QBs were injured . . . In rookie season of 1978, special teams talents in addition to receiving skills paved way for roster spot . . . Had 20 tackles, including 10 solos on special teams, and also was part-time snapper on punts in '78 . . . Two of first four pro receptions went for touchdowns . . . Ninth round draftee, 247th player in 1978.

COLLEGE: Originally went to Arizona State as a quarterback, starting opening game of sophomore season at QB (5 for 11 for 67 yards) before being shifted to receiver . . . Overall, three-year receiving stats at ASU show 47 catches for 547 yards, including 19 receptions for 269 yards in senior season . . . Was college teammate of former NFL receiver John Jefferson . . . Appearance in Can-Am Bowl was tip-off to Dolphin scouts . . . Majored in business administration.

PERSONAL: Married to Joanie (1/31/81), couple lives in South Jordan, Utah with sons Nathan (7/17/79), Adam (3/18/82), Aaron (1/5/84) and Matthew (11/8/86) . . . Is part-owner of Teamworks Sports Shop in Utah . . . Hobbies include reading and playing golf . . . Favorite book is "Shogun" while favorite recording artists are Bob Seger, Jimmy Buffett and Alabama . . . Brother, Bryan, was minor league player in Chicago Cubs organization . . . Attended Bingham (Utah) High School, lettering in football, basketball and baseball . . . Was state's Most Valuable Player in football and basketball in both junior and senior years . . . Was also two-time all-state selection in baseball . . . Scored 1,150 points in three seasons of high school basketball . . . As a senior, was rated the nation's top high school athlete, appearing on cover of Sports Illustrated (4/29/74) . . . Full name is Bruce Alan Hardy, born June 1, 1956 in Murray, Utah.

NFL STATISTICS							
YEAR	TEAM	G-S	NO.	YDS.	AVG.	LONG	TD
1978	Miami	16-0	4	32	8.0	15	2
1979	Miami	16-14	30	386	12.8	28	3
1980	Miami	16-12	19	159	8.4	19	2
1981	Miami	16-6	15	174	11.6	21	0
1982	Miami	9-6	12	66	5.5	19	2
1983	Miami	15-8	22	202	9.2	25	0
1984	Miami	16-5	28	257	9.2	19	5
1985	Miami	16-16	39	409	10.5	31	4
1986	Miami	16-16	54	430	8.0	18t	5
9-YEAR TOTALS		136-83	223	2115	9.5	31	23
PLAYOFFS		13-11	26	336	12.9	50t	4

ADDITIONAL STATS

Kickoff Returns: 2 for 27 yards, long 15 in 1978; 3 for 39 yards, long 16 in 1986 for total of 5 for 66 yards, long 16
Passing: 0 for 1 in 1979

Most Receptions:

SINGLE-GAME HIGHS

7 vs. Pittsburgh, 10/6/85
 7 at Buffalo, 11/16/86
 6 at San Diego, 9/7/86
 6 vs. N.Y. Jets, 11/24/86
 84 vs. Pittsburgh, 10/6/85
 69 at Indianapolis, 11/17/85
 62 at Minnesota, 9/16/79
 2 vs. N.Y. Jets, 11/26/84
 2 vs. Buffalo, 12/22/85
 31 at Indianapolis, 11/17/85
 28 at Cleveland, 11/18/79
 25 at New Orleans, 10/2/83

Most Yards:

Most TD Receptions:

Longest Receptions:

ANDY HENDEL



6-1 238

Linebacker

#90

Born: 3/4/61

College: North Carolina St.

Acquired: FA, 1986

NFL: Second Season

Dolphins: Second Season


PRO: Joined Dolphins as a free agent last year after an impressive pre-season and training camp . . . Played in all 16 games in '86 . . . Had one starting assignment when he filled in at right inside linebacker for injured John Offerdahl versus Buffalo (11/16) . . . Ended season with 45 tackles (39 solo, six assists) . . . Also had a forced fumble and a pass defended . . . Season-high of five tackles came against San Francisco (9/28), Buffalo (10/12) and Houston (11/2) . . . Also made four stops versus San Diego (9/7) and in both Colts games (9/14, 9/26) . . . Made immediate impression on Dolphin coaching staff with punting goal-line hit in pre-season game at Philadelphia (8/23) . . . Tabbled "human anatomy chart" by assistant coach Chuck Studley . . . Had surgery on elbow in April (4/14) . . . Spent time with Jacksonville Bulls of USFL in '84 and '85.

COLLEGE: Three-year letterman and two-year starter at North Carolina State (1979, 1981-83) . . . Redshirted in 1980 . . . Compiled 98 tackles (43 solo, 55 assists) for second-best total on team in 1983 . . . Also made two QB sacks . . . Wolfpack's second-leading tackler in '82 with 161 total hits to go with two QB sacks . . . Registered 23 tackles and a fumble recovery in '81 . . . Graduated with a B.S. in animal science.

PERSONAL: Single, resides in Plantation . . . Has business interests involving horses . . . Attended Irondequoit High School in Rochester, New York, where he lettered in football and lacrosse . . . Full name is Andrew Carey Hendel, born March 4, 1961 in Rochester, New York.

NFL STATISTICS							
YEAR	TEAM	G-S	TACK.	ASST.	TOTAL	FUM. FOR.	PASS DEF.
1986	Miami	16-1	39	6	45	1	1

JIM JENSEN



6-4 215 #11
**Wide Receiver/
 Quarterback**
Born: 11/14/58
College: Boston University
Acquired: D11, 1981
NFL: Seventh Season
Dolphins: Seventh Season

PRO: For fourth season in a row, saw action in all 16 regular-season games in '86 ... Caught five passes for 50 yards and one TD as backup receiver ... Was 0-2 in passing ... Saw additional time versus Atlanta (11/30) when Mark Clayton was out with injury and responded with best game of '86, two catches for 32 yards and a 20-yard TD grab from Dan Marino ... Excellent special teams performer ... Recorded seven solo tackles in '86 ... "Mr. Versatility" on Dolphins as he backs up at wide receiver, tight end and quarterback ... Will try to fight off challenge of 12th-round draft choice Jim Karsatos for No. 3 QB spot ... Beat out 10th-round pick Jeff Wickersham in '86 ... Had only one reception in 1985, a four-yard TD grab from Marino against Tampa Bay ... Had three first hits and one assist for four tackles in '85 ... Achieved national publicity in '84 by playing quarterback, wide receiver, tight end, punt snapper and on special teams at various times ... During early part of season, was subject of feature stories in Sports Illustrated, Sporting News and graced the cover of PRO! ... Despite being listed officially as a wide receiver, beat out Dean May for third-string QB job in 1984 by completing 11 of 18 passes for 186 yards with no interceptions in pre-season ... As a wide-out, finished season with 13 receptions for 139 yards and two scores ... Also contributed 10 solo tackles on special teams ... Best game of career came in Miami's 35-17 1984 season-opening win at Washington ... Started that game (first NFL start) and caught five balls for 40 yards and pair of TDs (6, 11 yards) ... Those touchdowns were the first of NFL career ... Was moved from quarterback to wide receiver early that season due to good hands plus QB trio of Dan Marino, David Woodley and Don Strock that promised to limit playing time ... Made first appearance as receiver versus Jets (10/16/83) ... Had total of four tackles in regular-season and playoff action in 1982 ... Notched 14 special teams tackles, including nine solos, in rookie campaign of '81 ... Beat out Brad Wright, Miami's fourth-round draft choice in '81, for third quarterback slot on roster ... 11th-round draftee, 293rd player in 1981.

COLLEGE: Had outstanding collegiate career at Boston University ... Helped lead Terriers to two-year mark of 17-3-1 (1979-80), which was best in school's history ... Career totals show 217 completions on 433 attempts (50.1) for 2,740 yards and 17 touchdowns ... Also rushed for 569 yards on 258 carries with 13 TDs ... As a senior, broke 30-year-old school record of Harry Agganis with 119 completions on 215 passes (55.3) for 1,544 yards and 11 TDs, plus 254 yards rushing (five TDs) for total offense figure of 1,798 yards ... Led BU to Yankee Conference title that season and was named that conference's Offensive Player of the Year ... An All-New England choice, was selected to play in the Senior Bowl ... Also played volleyball for Terriers ... Holds B.S. in special education.

PERSONAL: Single, lives in Pembroke Pines ... Donated time to Special Olympics, United Way and March of Dimes ... Has brother, Steve, who was a catcher in Pittsburgh Pirates' organization and brother, Tom, who played football at Villanova ... Hobbies include foreign cars and playing the guitar and harmonica ... Lists favorite movie as "Platoon" and favorite book as George Plimpton's "One More July" ... Enjoys listening to Bruce Springsteen and Phil Collins ...

72

Funniest football incident occurred when "mooned" by entire offensive line upon approach to line of scrimmage during first Dolphin workout ... Attended Central Bucks West High School in Doylestown, Pennsylvania, lettering in football, baseball and volleyball ... Was a high school All-American while leading team to 22-0-1 record ... Full name is James Christopher Jensen, born November 14, 1958 in Abington, Pennsylvania.


YEAR	TEAM	NFL STATISTICS					TD
		G-S	NO.	YDS.	AVG.	LONG	
1984	Miami	16-2	13	139	10.7	20	2
1985	Miami	16-1	1	4	4.0	4t	1
1986	Miami	16-0	5	50	10.0	20t	1
*6-YEAR TOTALS		86-3	19	193	10.2	20t	4
PLAYOFFS		11-0	0	0	0	0	0

* Spent 1981-83 seasons as a quarterback (no statistics). Complete games/starts for these seasons is as follows: 1981: 16/0 (P-1/0), 1982: 6/0 (P-4/0), 1983: 16/0 (P-1/0)

ADDITIONAL STATS

Tackles: 9-5-14 in 1981, 1-1-2 in 1982 (P-2-0-2 in 1982), 5-1-6 in 1983, 10-0-10 in 1984, 3-1-4 in 1985, 7-0-7 in 1986 for total of 35-8-43 (P-2-0-2)
Passing: 0 for 1 in 1982; 1 for 1 for 35 yards, 1 TD in 1984; 0 for 2 in 1986 for total of 1 for 4 for 35 yards, 1 TD

DAN JOHNSON



6-3 245 #87
Tight End
Born: 5/17/60
College: Iowa State
Acquired: D7a, 1982
NFL: Fifth Season
Dolphins: Fifth Season

PRO: Backup to Bruce Hardy at tight end; looks for solid season in '87 ... Saw action in 15 games in '86 with one start ... Finished season with 19 catches for 170 yards (8.9 average) and four TDs ... Looking to make the 100th catch of his career; he enters '87 with 90 receptions ... Started versus New England (10/5) as Dolphins opened with two tight ends ... Had season-high three receptions against Buffalo (for 34 yards, 10/12) and the Jets (for 33 yards, 11/24) ... Only catch versus New Orleans (12/7) was a 13-yard TD ... Only reception versus the Raiders (10/19) was a five-yard TD ... Suffered pulled hamstring against Colts (10/26) and missed next week's game against Houston (11/2) ... Played in 12 games for Dolphins in 1985 ... Had season-high three receptions for 19 yards and one TD versus Pittsburgh ... Had two catches each against New England (11/3), Jets (11/10), Green Bay and Cleveland ... Finished the season with 13 receptions for 192 yards (14.8 average) and three scores ... In 1984 started all 16 games for Dolphins for second straight season ... Was hampered for entire season by rib injury and was forced to wear flak jacket for much of campaign ... Overall, caught 34 balls for 426 yards and three touchdowns plus three for additional 28 yards and one score in post-season play ... Caught total of six passes for 91 yards in Miami back-to-back wins against Patriots and Bills ... Won starting job with impressive pre-season performance in 1983 ... Finished fifth in club receiving in '83 with 24 catches for 189 yards and four touchdowns ... In home opener against New England (9/11/83), recorded first NFL regular-season reception (for 33 yards), then snagged first league TD on same drive ... Had career-best-tying five receptions for 42 yards

73

in regular-season finale versus Jets (12/16/83) . . . Had disappointing "rookie" season in 1982 . . . Developed severe shin splints and was placed on injured reserve, remaining there for entire season . . . Seventh round draftee, 170th player in 1982.

COLLEGE: Attended Iowa State as a transfer student . . . In senior season of 1981, caught 21 passes for 290 yards for the Cyclones . . . Was given look at fullback in '81 spring drills, but shoulder separation shelved experiment . . . Highlight of senior campaign was key 44-yard reception in 23-12 victory over Rose Bowl-bound (and arch-rival) Iowa . . . Top statistical game for Iowa State included five catches for 66 yards against San Diego State . . . Bothered by ankle injury in junior year, still managed 76-yard touchdown in 69-0 whipping of Colorado State . . . Had transferred to Iowa State from Golden Valley Lutheran, a Minnesota junior college . . . Set career records there with 59 receptions for 1,033 yards and 13 touchdowns . . . Majored in industrial education.

PERSONAL: Single, he resides in Ft. Lauderdale . . . Has a son, Joshua (7/11/82) . . . Sponsors softball team, DJ's of Miami, in Crystal, Minnesota . . . Has brother, Duke, who played professional hockey . . . Hobbies include fishing, hunting and playing softball . . . Favorite movie is "Cool Hand Luke" and favorite TV show is "All-Star Wrestling" . . . Enjoys listening to Lionel Richie . . . Nickname is "Bomber" . . . Attended Cooper High School in New Hope, Minnesota, lettering in football, track and hockey . . . Full name is Daniel Jerome Johnson, born May 17, 1960 in Minneapolis.

NFL STATISTICS								
YEAR	TEAM	G-S	NO.	YDS.	AVG.	LONG	TD	
1982		INJURED RESERVE						
1983	Miami	16-16	24	189	7.9	33	4	
1984	Miami	16-16	34	426	12.5	42	3	
1985	Miami	12-1	13	192	14.8	61	3	
1986	Miami	15-1	19	170	8.9	20	4	
4-YEAR TOTALS		59-34	90	977	10.9	61	14	
PLAYOFFS		5-1	8	84	10.5	21	3	

ADDITIONAL STATS


Tackles: 1-1-2 in 1983, 1-0-1 in 1984, 1-0-1 in 1985, 5-0-5 in 1986 for total of 8-1-9

Kickoff Returns: 1 for 0 yards in 1986

SINGLE-GAME HIGHS

Most Receptions: 5 vs. N.Y. Jets, 12/16/83
5 at New England, 10/21/84
Most Yards: 73 at New England, 10/21/84
65 at Green Bay, 12/8/85
47 vs. New England, 9/9/84
1, 14 times
Most TD Receptions:
Longest Receptions: 61 at Green Bay, 12/8/85
42 at Indianapolis, 12/9/84
33 at New England, 9/11/83

WILLIAM JUDSON



6-2 190 #49
Cornerback
Born: 3/26/59
College: South Carolina St.
Acquired: D8, 1981
NFL: Sixth Season
Dolphins: Sixth Season

PRO: Joined Bob Brudzinski and George Little as only Dolphin defen-

ders to start all 16 games in 1986 . . . Started every contest at right cornerback for third consecutive year . . . Named team's Outstanding Defensive Back for fourth straight season (a Miami record) . . . Finished sixth on team in tackles with 64 (57 solo, seven assists) . . . Led team with 12 passes defended and tied with three others for top spot in interceptions with two . . . Seventh on all-time Miami interception char with 16 (just behind Curtis Johnson and Tim Foley with 22 apiece) . . . Recorded season-high seven tackles, and four passes defended against Cleveland (11/10) . . . Registered six tackles versus AFC East rivals Colts (9/14), Bills (10/12) and Jets (11/24) . . . Finished second on Miami squad in '85 with four interceptions (tied with Paul Lankford for 88 yards . . . Ended 1985 with 40 first hits and five assists for total of 45 tackles . . . Also added two recovered fumbles and four passes defended . . . Solid mixture of speed and coverage ability has led to starter's spot in Miami secondary . . . Serves Dolphin players as team's Player Representative for the NFLPA . . . Contributed 46 total tackles: 41 solo, five assists, four interceptions, two forced fumbles, a fumble recovery and a team-leading 17 passes defended in 1984 . . . Also had pair of blocked field goal attempts versus the Jets and against Indianapolis . . . Had 121 interception return yards, 69 of which came on laterals from other defensive backfield members . . . Won starting CB job for '83 campaign following season-ending Achilles injury to Dor McNeal . . . Won team Outstanding Defensive Back honors that year leading the team in interceptions (six) and passes defended (12), and finishing second in solo tackles (69-13) . . . First NFL career interception came off a Bill Kenney pass in win over Chiefs (9/25/83) to earn game ball . . . Career highlight came in win over Jets (10/16/83) with three interceptions of Richard Todd passes, all in the second quarter . . . Appeared in all nine regular-season plus four playoff games in strike-shortened 1982 . . . Used only on special teams, had five total tackles in those 13 matches . . . Spent the entire 1981 season on injured reserve after suffering torn hamstring in pre-season finale versus Kansas City . . . Possesses excellent speed and upper body strength . . . Eighth round draftee, 209th player in 1981.

COLLEGE: Was a three-year starter at South Carolina State . . . Career totals show 96 solos, 65 assists (161 total tackles), 11 interceptions and six fumble recoveries . . . Was co-captain of squad as a senior as team went 10-1 with third place ranking in Division I-AA . . . Moved from safety to cornerback in final season when S.C. State dropped opener, then won 10 straight . . . Contributed 58 total tackles and a pair of interceptions in that 1980 campaign . . . In junior season, club posted 8-3 mark and defeated Norfolk State in Gold Bowl . . . Had 41 solos and 25 assists plus five aerial thefts in 1979 . . . Was college teammate of former Dolphin defensive back Thomas Tutson . . . An honor student at S.C. State, holds B.S. in business administration (graduated cum laude).

PERSONAL: Married to Cassandra (6/2/84), the couple and son William, Jr. (12/10/85) reside in Miami year-round . . . Owns an Akita dog named "Timber" . . . Donated time during off-season to the "Say No To Drugs" program as well as to speaking at schools in the Dade County area on black history . . . Hobbies include photography, music and reading . . . Lists favorite TV shows as "The Cosby Show," "The Jeffersons" and "All My Children" . . . Favorite movies are "A Soldier's Story," "Ragtime" and "Scarface" . . . Enjoys listening to George Benson, Anita Baker and Patti LaBelle . . . Says funniest football incident as during rookie year when wife-to-be wanted to know why uniform was never dirty after games . . . Attended Sylvan Hills High School in Atlanta, lettering in football, basketball and track . . . Once intercepted three passes and threw two touchdown passes in the same high school game . . . Full name is William Thadius Judson, born March 26, 1959 in Detroit.


NFL STATISTICS									
YEAR	TEAM	G-S	TACK.	ASST.	TOTAL	FUM. REC.	INT.	YDS.	LG.
INJURED RESERVE									
1981									
1982	Miami	9-0	2	1	3	0	0	0	0
1983	Miami	16-16	69	13	82	0	6	60	29
1984	Miami	16-16	41	5	46	1	4	*121	60
1985	Miami	16-16	40	5	45	0	4	88	61
1986	Miami	16-16	57	7	64	0	2	0	0
5-YEAR TOTALS		73-64	209	31	240	1	16	269	61
PLAYOFFS		10-6	20	4	24	0	1	34	34

*Includes 69 yards on three laterals

ADDITIONAL STATS

Passes Defended: 12 in 1983 (P-3 in 1983), 17 in 1984 (P-2 in 1984), 4 in 1985, 12 in 1986 for total of 45 (P-5)
Forced Fumbles: 1 in 1983, 2 in 1984, 2 in 1985, 1 in 1986 for total of 6
Blocked Field Goals: (P-1 in 1983); at Jets, 11/4/84; at Colts, 12/9/84; at Jets, 10/14/85 for total of 3 (P-1)
Blocked Punts: vs. Chicago, 12/2/85

MIKE KATOLIN



6-3 270 #64
Center
Born: 1/30/58
College: San Jose State
Acquired: FA, 1986
NFL: First Season
Dolphins: First Season

PRO: Signed by Dolphins as a free agent on 8/13/86 . . . Suffered sprained left wrist in pre-season game versus Philadelphia (8/23) . . . Placed on injured reserve on 8/26 . . . Spent three years in the United States Football League (USFL) with Boston (1983), Oklahoma (1984) and Arizona (1985) . . . Coached by current Dolphin assistant coach Mike Westhoif at Arizona . . . Originally signed by the Los Angeles Express in January of '83, was released one month later . . . Signed by Boston five days after that, was on developmental squad of Breakers from 3/31/83 until being activated on 4/10/83 . . . Selected by Oklahoma in third round (15th player overall) of USFL expansion draft in September, 1983 . . . Protected in merger of Oklahoma and Arizona in December, 1984 . . . Played in 17 games in '83 and in 18 games in '84.

COLLEGE: Played four years for San Jose State (1977-80) after sitting out redshirt season in 1976 . . . Named honorable mention All-American as a senior . . . Also played rugby in college . . . Holds a B.S. in human performance.


PERSONAL: Married to Mary Jane (7/24/83), couple lives in Mesa, Arizona . . . Brother-in-law is former pro QB great Roman Gabriel . . . Last season was a 28-year-old rookie in the NFL . . . Attended St. Paul High School in Whittier, California, where he lettered in baseball, basketball and football . . . Hobbies include waterskiing, weightlifting, fishing and motocross . . . Active in many charities, including March of Dimes, Big Brothers, Boys Club, Cystic Fibrosis and Multiple Sclerosis . . . Spent off-season as a salesman for Lowden Industries . . . Lists favorite movie as "Blazing Saddles," favorite TV show as "Moonlighting" and favorite book as "Moby Dick" . . . Loves to listen to recording artists Robert Cray and Neil Young . . . Born Michael Ross Katolin on January 30, 1958 in Pasadena, California.



DOLPHIN FACT

The Dolphins were one of only three NFL teams to go undefeated when they scored first in 1986. Miami was the first team to put points on the board in five games last year — and the Dolphins were a perfect 5-0 in those contests. The other two teams that were undefeated in '86 when scoring first were the N.Y. Giants (9-0) and Cincinnati (7-0).

GREG KOCH



6-4 276 #68
Tackle
Born: 6/14/55
College: Arkansas
Acquired: FA, 1986
NFL: 11th Season
Dolphins: Second Season

PRO: One of three Dolphin offensive linemen (All-Pros Dwight Stephenson and Roy Foster were the others) to start all 16 games in 1986 . . . Saw action at right tackle spot . . . Signed by Miami after first '86 pre-season game on 8/11 after being released by Green Bay one week earlier . . . Had been a fixture at right tackle for Packers since opening game of 1978, his second season . . . Signed by Dolphins to bolster injury-depleted offensive line . . . Started working with Miami's first unit after only two days with team . . . Suffered hip injury versus Houston (11/2) which limited practice time, but still played following week versus Cleveland . . . A durable performer, has started 148 of 150 games he has played in his career . . . Entering 1987, has started 10 straight games . . . Sat out third game of '83 due to flareup of back problem, ending 78-game streak of starts . . . Missed '84 season opener with same back problem . . . Returned in '84 to start remaining 15 contests . . . Had calcium deposit on right heel in latter part of '85 campaign which hampered play; then had off-season surgery to remove deposit . . . Has been pressed into emergency service as a guard when necessary . . . At Green Bay, first began wearing No. 68, previously worn by the Packers' former All-Pro guard Gale Gillingham . . . Named second-team All-Pro by NEA in 1982 . . . Drafted in the second round by Green Bay in 1977.

COLLEGE: Standout offensive line performer at Arkansas under Hank Broyles . . . In fact, Koch's senior year (1976) was Broyles' last as a coach . . . Started every game his last three years and ended collegiate career with a string of 35 consecutive starting assignments . . . Named All-Southwest Conference his junior season as team went 10-2 and defeated Georgia in Cotton Bowl . . . Was high school and college teammate of R.C. Thielemann (Redskins) . . . The two roomed together at Arkansas . . . Majored in communications.

PERSONAL: Married to Renee (4/27/85), the couple and son Zachary (12/19/86) make off-season home in Houston . . . Hobbies include playing golf and lifting weights . . . Has benched over 500 pounds . . . Co-owner along with his father of a temporary labor service in Houston . . . Spent off-season finishing undergraduate degree (business) from Thomas University in Houston . . . Hopes to begin law school next off-season . . . Attended Spring Woods High School in Houston . . . Nicknamed "Bubba" . . . Younger brother David was a four-year starter at LSU . . . Former state chairman of the Lemophilia Society in Wisconsin . . . Lists favorite movie as "Cool Hand Luke," favorite TV show as "Moonlighting," favorite book as "The Godfather" and favorite recording artists as James Taylor and Steve Winwood . . . Full name is Gregory Michael Koch, born June 14, 1955 in Bethesda, Maryland.

NFL STATISTICS

GAMES/STARTS: 1977: 14/13, 1978: 16/16, 1979: 16/16, 1980: 16/16, 1981: 16/16, 1982: 9/9, 1983: 16/15, 1984: 15/15, 1985: 16/16, 1986: 16/16 **10-YEAR TOTALS: 150/148**

LARRY KOLIC



6-1 242
Linebacker #54
Born: 8/31/63
College: Ohio State
Acquired: D7, 1986
NFL: Second Season
Dolphins: Second Season

PRO: Strong, young performer who looks to give Dolphins depth at inside linebacker positions . . . Started last two games of '86 in place of Jackie Shipp at LILB spot after spending first 14 games of regular season on injured reserve . . . Was activated on 12/13 and started next day at the Rams in his NFL debut . . . Recorded three solo tackles and recovered a key fumble in Miami's overtime win over the Rams . . . Made eight solo tackles in season finale at home against New England . . . Finished season with 11 tackles in two games . . . Suffered a pulled groin muscle on 8/22, put on injured reserve list on 8/25 . . . Seventh round draftee, 193rd choice overall, in 1986.

COLLEGE: Two-year starter and three-year letterman at Ohio State . . . Sat out redshirt year in 1983 . . . Logged time as an up linebacker and a nose tackle in 1985 . . . Term "nose backer" coined by him to refer to his stint at middle guard . . . Started all 12 games in senior season . . . Racked up 46 total tackles (27 solo) . . . Best game came in Citrus Bowl . . . Named as game MVP . . . Intercepted two passes and returned one 10 yards for the winning touchdown in Ohio State's 10-7 win over BYU . . . Also had outstanding performance against Wisconsin, making 11 tackles (six solo) . . . Put together 74 total tackles in '84, third highest on team, even though he missed four games . . . Played strictly at inside linebacker that season . . . Had a vital 25-yard interception return for a touchdown in '84 Iowa game . . . Majored in industrial technology.

PERSONAL: Married to Sarah (9/29/85), who's expecting in September, couple resides in North Lauderdale, Florida with son Luke (3/31/86) . . . Hobbies include weightlifting and playing golf . . . Spent off-season in 1986 as dock worker for a trucking company in Columbus, Ohio . . . Attended Smithville (Ohio) High School, lettering in football and track . . . Full name is Lawrence Vincent Kolic, born August 31, 1963 in Cleveland.

NFL STATISTICS

YEAR	TEAM	G-S	TACK.	ASST.	TOTAL	FUM. REC.	QB SACK
1986	Miami	2-2	11	0	11	1	0



DOLPHIN FACT

Since 1973 when the local TV blackout first could be lifted provided that a game is sold out 72 hours in advance of kickoff, Miami is 53-50 in games where the game is locally televised. The Dolphins are 27-4 when a home game has been televised in the Miami area. When a road game has been televised in the city of the opposing team, Miami is 16-26.

MIKE KOZLOWSKI



6-1 198
Safety #40
Born: 2/24/56
College: Colorado
Acquired: D10b, 1979
NFL: Eighth Season
Dolphins: Eighth Season

PRO: Very dependable reserve in Dolphin secondary over the years . . . One of the most popular players on the team . . . Saw action in 15 games last year with no starts . . . Has started only three contests in 97-game career with Miami . . . Ended season with 27 tackles (25 solo, two assists), an interception and three passes defended . . . Regarded as one of top special teams players on squad . . . Recorded first interception since '84 versus Buffalo (10/12) . . . Re-signed with Miami on 9/11 after Donovan Rose went on injured reserve . . . Had been released on 8/26 with roster cut to 50 . . . Registered seven tackles three days before in pre-season win over Philadelphia (8/23) . . . Missed much of early part of training camp with pulled right calf muscle suffered in practice (7/22) . . . Did not return until 8/17 . . . Had season-high of four tackles versus Jets (9/21) and Houston (11/2) . . . Recorded three tackles against New England (10/5 and 12/22) and the Jets (11/24) . . . Played in five games for Dolphins in 1985 . . . Spent much of year on injured reserve . . . Finished 1985 with 14 first hits, three assists for total of 17 tackles . . . Also had one pass defended . . . Used as situational player and special teamer through most of career . . . Played in all 19 regular-season and playoff games for Dolphins in 1984 . . . Seasonal stats included 27 solos, eight assists, one interception, one forced fumble and two passes defended . . . Added additional seven tackles in post-season play . . . Also returned pair of kickoffs for 23 yards and four punts for 41 yards (10.3 average) . . . In 1983, had two interceptions plus only quarterback sack of career against Buffalo (10/9/83) . . . The following week against Jets, actually played weak-side linebacker in revamped 4-3 defense with Miami short on LBs due to injuries . . . Career highlight came in '83 regular-season finale against Jets (12/16/83), intercepting two Richard Todd passes and returning both for touchdowns (35, 38 yards) in span of just 61 seconds . . . Thus became only 13th player in NFL history to accomplish that feat . . . Ironically, last time Dolphins had two interception returns for TDs in same game was also versus Todd and the Jets (9/12/82, Don McNeal and Glenn Blackwood) . . . Played in all 1982 regular-season and playoff games in Dolphins' drive to the Super Bowl . . . Contributed 21 total tackles, two fumble recoveries, two passes defended, a QB sack and an interception in '82 . . . In 9-7 win at Buffalo (11/21/82), had interception for 36-yard return and fumble return for 30 yards . . . In 1981, had three aerial thefts and 39 total tackles . . . Managed pair of interceptions in AFC East title game versus Buffalo won by Dolphins 16-6 (12/19/81) . . . Returned Sam Cunningham fumble 25 yards for touchdown in 24-14 win over New England (12/6/81) . . . Spent entire 1980 campaign on injured reserve with severely sprained left ankle . . . In rookie season of 1979, played mostly on special teams before taking over for injured Glenn Blackwood as nickel back for final five games . . . First NFL start was in that year's regular-season finale versus Jets (12/15/79), subbing for an injured Tim Foley . . . Had cemented spot on '79 roster with pair of interceptions in pre-season win over Minnesota . . . Was first-ever Dolphin rookie to make transition from college running back to NFL defensive back . . . Originally wore jersey #37, but yielded it to Andra Franklin to take #40, which was worn by fellow Colorado alumnus Dick Anderson . . . 10th round draftee, 272nd player in 1979.

COLLEGE: Played two seasons as a running back at University of

Colorado ... Gained 239 yards on 61 carries as a senior and 165 yards on 40 rushes as a junior ... Participated in Challenge Bowl in 1979, an all-star contest between the Big Eight and Pac 10 ... Rebounded from dislocated elbow as a senior after doctor advised that football career was over ... Twice suffered punctured lung in '77, but returned against Iowa State with 42-yard TD run and 53-yard halfback option scoring toss ... In 1976, earned all-state (Calif.) JuCo honors at Mira Costa Junior College with 1,100 yards rushing ... Spent '75 winter semester at Brigham Young ... Attended San Diego State (majoring in physical education) in 1974 on a volleyball scholarship.

PERSONAL: Married to Kristy, couple lives in Plantation with daughters Kemery (11/26/77), Brynn (5/25/79) and Jordan (2/4/83) ... Co-host of "South Florida Sports," a Monday night TV sports talk show on Selkirk Cable in South Florida ... Has brother, Glen, who is a first-year wide receiver with the Bears ... Comes from unusual heritage, father is Polish and mother is Hawaiian-Samoan ... Hobbies include skiing, scuba diving, surfing, tennis and volleyball ... Attended San Dieguito High School in Encinitas, California, lettering in football, basketball (MVP), track and volleyball ... Full name is Michael John Kozlowski, born February 24, 1956 in Newark, New Jersey.

NFL STATISTICS										
YEAR	TEAM	G-S	TACK.	ASST.	TOTAL	FUM. REC.	INT.	YDS.	LG	TD
1979	Miami	16-1	22	9	31	0	0	0	0	0
1980				INJURED RESERVE						
1981	Miami	14-0	26	13	39	1	3	37	29	0
1982	Miami	9-0	19	2	21	2	1	36	36	0
1983	Miami	16-0	25	14	39	0	2	73	38	2
1984	Miami	16-0	27	8	35	0	1	26	26	0
1985	Miami	5-2	14	3	17	0	0	0	0	0
1986	Miami	15-0	25	2	27	0	1	0	0	0
7-YEAR TOTALS		97-3	158	51	209	3	8	172	38	2
PLAYOFFS		11-0	22	8	30	0	0	0	0	0

ADDITIONAL STATS

Kickoff Returns: 4 for 85 yards, 21.3 avg., long 22 in 1979; 1 for 40 yards in 1981; 1 for 10 yards in 1982; 4 for 50 yards, 12.5 avg., long 11 in 1983; 2 for 23 yards, long 12 in 1984; 0 for 32 yards (hand off from Lorenzo Hampton) in 1985 for total of 12 for 240 yards, 20.0 avg., long 40

Punt Returns: 3 for 21 yards, 4 FC, 7.0 avg., long 11 in 1979; 1 for 9 yards, 1 FC in 1981; 1 FC in 1982; 2 for 12 yards, 10 FC, 6.0 avg., long 11 in 1983; 4 for 41 yards, 4 FC, 10.3 avg., long 20 in 1984; 7 for 65 yards, 2 FC, 9.3 avg., long 17 in 1985; 3 FC in 1986 for total of 17 for 148 yards, 25 FC, 8.7 avg., long 20

Passes Defensed: 1 in 1979, 3 in 1981, 2 in 1982, 6 in 1983, 2 in 1984, 1 in 1985, 3 in 1986 for total of 18

QB Sacks: 1 in 1983

Fumbles For TD: 25 yards vs. New England, 12/6/81

Forced Fumbles: 1 in 1984

PAUL LANKFORD



6-2 187
Cornerback
Born: 6/15/58
College: Penn State
Acquired: D3, 1982
NFL: Sixth Season
Dolphins: Sixth Season

44

PRO: Had 1986 season cut short when he suffered a cracked left tibia in 45-3 win over Jets (11/24) ... Started first 12 games of season

80

before going out with injury ... Placed on injured reserve on 11/29 ... Finished seventh on team in tackles despite shortened season ... Made 54 stops (47 solo, seven assists), in addition to knocking down five passes and recovering a fumble ... Started opener against San Diego at strong safety position in experiment which lasted only one week ... Moved back to left cornerback spot the following week versus Indianapolis (9/14), where he started the next 11 games ... Recorded a season-high nine tackles at the Jets (9/21) and at Cleveland (11/10) ... Blocked a field goal attempt by Matt Bahr in Browns contest ... Had seven tackles in three other games (9/7 vs. San Diego, 10/5 vs. New England and 10/12 vs. Buffalo) ... Started 15 regular-season games for Dolphins in 1985 ... Led Miami with four fumbles forced and 14 passes defensed ... Stepped in when Don McNeal (knee) was injured ... Finished eighth on team in tackles with 48-8-56 ... Also added one sack ... Tied with William Judson for second on team with four interceptions ... Performed in all 16 regular-season games for Dolphins in 1984 with six starts ... Statistically, finished with 45 total tackles (40-5), three interceptions, one fumble recovery and 12 passes defensed ... Had perhaps finest game of season in first start in 38-7 win over Buffalo (10/28/84), allowing just one pass to be completed in his zone ... Played in all 17 Miami games in 1983, primarily when Dolphins went to six defensive backs and occasionally as a nickel ... Made first NFL start in place of injured Gerald Small against Buffalo (10/9/83) and had seven tackles ... First NFL interception came off Mike Pagel pass and led to Dolphin TD in win over Colts (10/23/83) ... Like all rookies in 1982, development was somewhat slowed due to players' strike ... Played in all seven regular-season games following resumption of season, notching five solo tackles ... Also saw action in all four post-season games in Miami's drive to Super Bowl XVII, with four solos and a single assist ... Possesses excellent speed (4.49 in 40-yard dash) and mobility ... Third round draftee, 80th player in 1982.

COLLEGE: Starred as defensive back at Penn State ... Streak of 20 consecutive starts included '81 Nittany Lion win over Southern California in Fiesta Bowl ... Achieved honorable mention All-America honors from The Sporting News and Football News as a senior ... Overall, had 50 solos and 12 assists in final two Penn State campaigns ... Against University of Miami in 1981, had 63-yard interception return, forced a UM fumble and recovered one ... Led Penn State in interceptions as a junior with four ... A world-class hurdler, earned fourth-place finishes in two consecutive NCAA meets, including 50.06 time in 400-meter intermediate hurdles ... Has B.S. in health planning and administration.

PERSONAL: Married to Wanda (4/11/87), couple resides in Miami ... Hobbies include listening to music and playing golf ... Lists favorite TV show as "The Cosby Show" ... Attended Farmingdale (N.Y.) High School, lettering in football and track ... Was junior national record holder in 400-meter hurdles set at USA versus USSR junior meet in 1977 ... Crosstown high school track rival was Renaldo Nehemiah, former San Francisco wide receiver ... Full name is Paul Jay Lankford, born June 15, 1958 in New York, New York.

NFL STATISTICS										
YEAR	TEAM	G-S	TACK.	ASST.	TOTAL	FUM. REC.	INT.	YDS.	LG	TD
1982	Miami	7-0	5	0	5	0	0	0	0	0
1983	Miami	16-1	22	6	28	0	1	10	10	0
1984	Miami	16-6	40	5	45	1	3	25	22	2
1985	Miami	16-15	48	8	56	0	4	10	6	0
1986	Miami	12-12	47	7	54	1	0	0	0	0
5-YEAR TOTALS		67-34	162	26	188	2	8	45	22	2
PLAYOFFS		10-2	15	5	20	0	1	2	2	2

*includes 22 yards on lateral

ADDITIONAL STATS


Passes Defensed: 6 in 1983, 12 in 1984, 14 in 1985, 5 in 1986 for total of 37

Forced Fumbles: 1 in 1983, 4 in 1985 for total of 5

Blocked Field Goals: at Cleveland, 11/10/86

81

LARRY LEE



6-2 263 #66
Guard/Center
Born: 9/10/59
College: UCLA
Acquired: FA, 1985
NFL: Seventh Season
Dolphins: Third Season

PRO: Versatile, dependable reserve on Dolphin offensive line . . . Saw action in all 16 regular-season games in 1986 . . . Started five games at right guard in place of injured Ronnie Lee (Weeks 9-13, versus Houston, Cleveland, Buffalo, N.Y. Jets and Atlanta) . . . Key special teams performer, served as Dolphins' kick center (field goals, extra points) in all games in '86 . . . Suffered a pulled right calf muscle early in training camp in '86 and didn't return until 8/4 . . . Played in five games in 1985 for Dolphins . . . Picked up on waivers from Detroit late in the '85 campaign to provide help for injured Miami offensive line troops . . . Did very good job on special teams as a snapper . . . Part-time starter throughout his NFL career . . . Started at various times throughout the 1983 season at both right and left guard for Detroit . . . Even played on the defensive line when injuries mounted during his rookie season of 1981 . . . Started three games at left guard and three games at center for Detroit in 1984 . . . Played in all but one game during four-year Lion career . . . Drafted in fifth round in 1981 by Detroit.

COLLEGE: Was first player from Ohio recruited to UCLA . . . Three-year starter for the Bruins . . . Also served as team captain for UCLA . . . First-team All-Pac 10 selection and honorable mention All-America choice at guard during his senior year . . . Originally recruited to UCLA as a linebacker . . . Majored in history.

PERSONAL: Married to Daphne (1/16/82), who's expecting in August, the couple and daughter Dayna (8/3/84) spend off-season in Rochester, Michigan and reside in Miami Lakes during the season . . . Started a limousine service, All-Pro Limo, last February in Michigan along with Mark Nichols (Lions) . . . Brother, George, played in the Canadian Football League . . . Attended Roth High School in Dayton, Ohio, where he lettered in wrestling, football and track . . . Has played the bass guitar since he was a child, and has performed background music for albums . . . Does plenty of charity work, especially relating to children and the mentally handicapped . . . Favorite movie is "The Color Purple" and favorite TV show is "The Cosby Show" . . . Favorite recording star is Patti LaBelle . . . Full name is Larry Dwayne Lee, born March 4, 1959 in Dayton, Ohio.

NFL STATISTICS

GAMES/STARTS: 1981: 16/0, 1982: 9/0 (P-1/0), 1983: 16/6 (P-1/0), 1984: 15/6, 1985: 11/4 (P-2/0), 1986: 16/5 **6-YEAR TOTALS: 83/21 (P-4/0)**



DOLPHIN FACT

The 1972 Dolphins continue to hold the distinction of being the only unbeaten, untied team through the playoffs. Miami went a perfect 17-0 in winning Super Bowl VII.

RONNIE LEE



6-4 265 #72
Guard
Born: 12/24/56
College: Baylor
Acquired: Trade, 1984
NFL: Ninth Season
Dolphins: Eighth Season

PRO: Played in 10 games in 1986 . . . Started nine contests (first six, last three) at right guard . . . Bothered by lingering groin injury, was put on injured reserve list on 10/18 . . . Activated off IR on 11/23, saw spot duty the next day versus the Jets . . . Did not play following week against Atlanta . . . Moved from tackle to guard in '86 training camp when Steve Clark suffered season-ending injury and Greg Koch joined Dolphins . . . Played in 15 games in 1985, starting 13 . . . Enters fourth year of second stint with Miami . . . Was obtained from Atlanta in August of 1984 along with a draft choice in exchange for cornerback Gerald Small . . . Saw action in all 16 regular-season contests in 1984 as a special teams expert and also as a backup to Cleveland Green at right tackle . . . A Dolphin tight end from 1979-82, was converted to offensive line by Don Shula in 1983 training camp . . . Was released by Dolphins prior to the '83 regular season, but was picked up by Atlanta prior to third game of the year . . . Played in 12 games for the Falcons, both on special teams and on the offensive line . . . Had played in 57 Dolphin games during earlier four-year stay with 35 starts (28 in a row at one point) . . . In Miami's Super Bowl season of 1982, was utilized primarily as a blocking tight end in team's three TE shuttle system . . . Had top statistical campaign in '81 with 16 starts and 14 receptions for 64 yards and a TD . . . Caught a combined nine passes for 97 yards during 1979 and '80 seasons . . . Third round draftee, 65th player in 1979.


COLLEGE: Was a four-year starter at Baylor . . . Career totals included 53 receptions for 694 yards and five touchdowns . . . Participated in Senior Bowl, Hula Bowl and East-West Shrine Game . . . Was second-team All-Southwest Conference selection in 1977 . . . Was SWC Freshman of the Year in '75 and a first-team All-SWC pick that season . . . Had a career-high 80-yard reception against Texas A&M in '75.

PERSONAL: Married to Tessie, couple lives in Miami with children LaWhalen (1/7/76), Rhonnie (6/22/81) and Sheena (8/29/85) . . . Has a huge collection of cowboy boots and hats . . . Attended Tyler (Texas) High School . . . Along with teammate Earl Campbell, team captured state championship in 1973 . . . Became fullback as senior following Campbell's graduation . . . Full name is Ronald Van Lee, born December 24, 1956 in Pine Bluff, Arkansas.

NFL STATISTICS

YEAR	TEAM	G-S	NO.	YDS.	AVG.	LONG	TD
1979	Miami	16-2	2	14	7.0	10	0
1980	Miami	16-13	7	83	11.9	41	2
1981	Miami	16-16	14	64	4.6	11	1
1982	Miami	9-4	2	6	3.0	5	0
1983	Atlanta	12-0					
1984	Miami	16-0					
1985	Miami	15-13					
1986	Miami	10-9					
8-YEAR TOTALS		110-57	25	167	6.7	41	3
PLAYOFFS		11-6	2	12	6.0	6	1

GEORGE LITTLE



6-4 270 #99
Defensive End
Born: 6/27/63
College: Iowa
Acquired: D3a, 1985
NFL: Third Season
Dolphins: Third Season

PRO: One of three Dolphin defenders to start all 16 games in 1986 ... Saw action at right defensive end spot ... Second (behind T.J. Turner) among Miami linemen in tackles with 45 (39 solo, six assists) ... Was ninth overall on the team in tackles ... Had best game at the Rams in overtime win when he recorded six tackles and a QB sack ... Tied with Doug Betters for most QB sacks among Dolphin linemen with four ... Registered five tackles and a sack in victory over the Saints (12/7) ... Had four tackles each against the Colts (9/14), Raiders (10/19), Oilers (11/2) and Bills (11/16) ... Recovered a fumble versus Jets (9/21) ... Won job from Kim Bokamper during '86 pre-season ... Suffered pinched nerve in neck versus Minnesota (8/9) in pre-season, aggravated injury against Eagles (8/23) ... Played in 14 regular-season games in 1985 for the Dolphins ... Started three ... Played very well early at both nose tackle and defensive end ... Had season-high four tackles versus the Jets (10/14) and Tampa Bay ... Recorded sacks against Kansas City and Indianapolis (11/17) ... Finished 1985 with 12 first hits, five assists and 17 total tackles ... Third-round draft selection, 65th player taken overall in 1985.


COLLEGE: Started two of four seasons playing for University of Iowa at defensive tackle ... Career defensive stats included 102 solo hits and 71 assists for 173 total tackles ... Also had 23 tackles for losses totaling -138 yards, including 15 quarterback sacks ... As a senior in 1984, earned AP honorable mention All-America honors to go along with AP and UPI first-team All-Big Ten accolades ... Finished fourth on team in total tackles with 82 (58-24) and also had 13 tackles for losses of 81 yards (5 QB sacks) ... Also contributed three passes defended and a fumble recovery ... Top senior game came against Minnesota with 11 tackles, and also chipped in with three quarterback sacks versus Hawaii ... Was team's defensive MVP in three '84 games ... Junior campaign included AP second-team All-Big Ten recognition in first season as starter ... Was fifth among Hawkeye tacklers with 68 (38-29) and also had nine QB drops ... Best junior game came against Penn State with seven tackles, two sacks and a forced fumble ... Was in on 14 total stops as a sophomore (2-12) while playing on special teams and at tackle ... Had performed same duties as freshman with nine tackles (3-6) ... Majored in communications.

PERSONAL: Single, he splits time between Duquesne, Pennsylvania and Miami Lakes with son George, Jr. (4/10/87) ... Hobbies include fishing, boating and basketball ... Lists favorite TV shows as "The Cosby Show" and "Alf," favorite movie as "Scarface" and favorite book as the biography of Miss Jane Pittman ... Enjoys listening to Houdini and Ready for the World ... Has been involved in charity work for Sickle Cell Anemia ... Also active with the United Way ... Attended Duquesne (Pa.) High School, lettering in football, baseball, basketball and volleyball ... Two-time captain, was first-team all-state as a senior while setting school record for tackles in a season ... Full name is George Little, born June 27, 1963 in Duquesne, Pennsylvania.

NFL STATISTICS

YEAR	TEAM	G-S	TACK.	ASST.	TOTAL	QB SACK	FUM. REC.	PASS DEF.
1985	Miami	14-3	12	5	17	1	0	0
1986	Miami	16-16	39	6	45	4	1	0
2-YEAR TOTALS		30-19	51	11	62	5	1	0
PLAYOFFS		2-0	1	0	1	0	1	1

DAN MARINO



6-4 215 #13
Quarterback
Born: 9/15/61
College: Pittsburg
Acquired: D1, 1983
NFL: Fifth Season
Dolphins: Fifth Season

PRO: In only four seasons, already has become the top-rated passer in NFL history ... His career passing efficiency rating of 95.2 heads the top five of all-time which includes Joe Montana (91.2), Dave Krieg (84.1), Roger Staubach (83.4) and Danny White (83.2) ... Last season he reached the minimum 1,500 career attempts to qualify for the all-time NFL rankings ... Going into '87, Marino's career stats are an incredible: 1,249 of 2,050 for 16,177 yards, 142 TDs and 67 INTs ... In '86 he set the NFL single-season records for attempts (623) and completions (378); he already owns the marks for yards (5,084 in '84) and TDs (48 in '84) ... Led AFC in passing in '86; was second in the league with his 92.5 rating (behind only Minnesota's Tommy Kramer at 92.6) ... Threw for over 400 yards in three games in '86 and now has seven such performances in his career - another NFL record ... Only QB in the league to throw a TD pass in every game in '86, extending his streak of games with at least one TD to 23 - the longest current string in the NFL ... Third-longest streak in NFL history is 25 by Daryle Lamonica (1968-70) ... Including post-season play, Marino's streak is 25 games ... Has thrown a TD pass in 54 of his last 57 contests ... Threw for 4,746 yards in '86 (third-highest total in league history) ... Joined San Diego's Dan Fouts as the only NFL QBs to pass for 4,000 yards in three straight seasons ... Threw 44 TDs in '86 (second-highest total ever behind his own 48 in '84) ... Only pro QB to throw 10-or-more TDs in two different seasons ... Also the only NFL QB to throw 30-or-more TD passes in three different seasons, let alone three straight (48 in '84, 30 in '85 and 44 in '86) ... With his first two TD passes of '86 at San Diego in season's first game, he set an NFL record for 100 career TD passes in the fewest amount of games to open a career; he reached the 100 mark in his 44th contest, while it took Johnny Unitas 53 games to do the same ... Marino threw four-or-more TDs in five games in '86, giving him 12 such games in his career, the third-highest total in league history; Unitas holds the record with 17 ... He led the league in completions, yards and TDs for the third straight season ... Only other QB to lead the league in completions for three straight years was George Blanda (1963-65) ... Only Fouts topped the NFL in passing yards for a longer period (four years, 1979-82) and only Unitas was the league leader in TD passes for more consecutive years (four, 1957-60) ... Tied a team record and set a personal high with six TD passes versus Jets (9/21) ... At one point in '86, he had 103 straight passes attempted without an interception ... Enjoyed a single-game, career-best completion percentage in the second Jets game (11/24), completing 80.6 percent (29 of 36) ... Also set a personal high of 39 completions in one game versus Buffalo (11/16) ... Was named AFC Offensive Player of the Week following Week 15 (overtime win over the Rams in Anaheim, Calif.) when he completed 29 of 46 for 403 yards, five TDs and one interception - including 20-yard TD toss to Mark Duper in OT for the win ... Tabbed as the AFC's Player of the Month for November when in five games he completed 122 of 198 (61.6) for 1,510 yards (302 per-game average) and 16 TDs ... For the third straight season he started all 16 regular-season games ... Career completion percentage of 61.0 is second only to Joe Montana (63.2) in NFL history ... Went over the 15,000-yard career passing mark versus Atlanta (11/30) ... Threw longest pass completion in league in '86 - an 85-yard TD bomb to Mark Duper

against Houston (11/2) . . . On negative side, for first time in career, threw four INTs in one game twice in '86 - versus San Francisco (9/28) and Atlanta (11/30) . . . Had memorable game versus Jets (9/21) with 30 of 50 for 448 yards and six TDs as Dolphins lost a 51-45 overtime thriller . . . Dolphins are 16-6 in games when he has thrown for over 300 yards . . . Miami is 5-2 in games he's thrown for over 400 yards . . . Named to the Pro Bowl for fourth straight year . . . Increased record string of four straight team Most Valuable Player awards in balloting by South Florida media . . . Also tabbed as Outstanding Offensive Back for fourth consecutive season by media . . . Named first-team All-NFL by AP, Sports Illustrated, Pro Football Weekly, Sporting News, Pro Football Writers Association and Football Digest . . . Awarded All-AFC honors by Football News, UPI and Pro Football Weekly . . . Voted by his peers, the NFL Players Association, as the AFC's MVP . . . NFL Alumni tabbed him as the Player of the Year . . . Was awarded prestigious Seagram's Player of the Year trophy . . . Second behind Bob Griese in five Dolphin career passing categories: yards (16,177-25,092), attempts (2,050-3,429), completions (1,249-1,926), TDs (142-192) and INTs (67-172) . . . In 1985, finished fourth in the AFC in passing, fifth in the league . . . Owns 23 of the top 29 300-yard passing games in Miami history . . . Holds NFL record for most consecutive games with four-or-more TD passes (four in 1984) . . . Enjoyed fine 1985 performances against Buffalo (12/22/85) with 22-31-233 (70.9), Tampa Bay with 27-39-302 (69.2) and Kansas City with 23-35-258 (65.7) . . . Was 45 of 93 for 486 yards, three TDs, three interceptions in the two playoff games . . . Honors included: NFL Alumni Quarterback of the Year, first-team AP All-Pro, first-team PFWA All-Pro, Sporting News first-team All-Pro, Football Digest first-team All-Pro and Pro Football Newsweekly first-team All-Pro . . . First-team All-AFC selection by both UPI and Football News . . . Had six games over 300 yards passing in 1985 . . . In regular-season contests, only has suffered three sub-50 percent completion games (11/2/86 versus Oilers, 9/23/84 versus Colts and 11/13/83 versus Patriots) . . . Had third arthroscopic procedure on knee in pro career on 2/7/86 . . . Had absolutely sensational season in 1984 . . . Was named in nationwide poll by CBS and The New York Times as most popular professional football player in America despite second-year status . . . Sampling of post-season honors included AP NFL Most Valuable Player, AP first-team All-Pro, AFC Pro Bowl starter, UPI first-team All-AFC, Sporting News NFL Player of the Year and Maxwell Club's Bert Bell Award as NFL MVP . . . Finished the '84 season as the NFL's leader in pass attempts (564), completions (362), yards (5,084), average gain per pass attempt (9.0), percentage of TDs per attempt (8.5), touchdown passes (48) and QB efficiency rating (108.9) . . . His 5,084 yards passing eclipsed the old NFL mark of 4,802 set by Dan Fouts of San Diego in 1981 . . . His 48 touchdown passes shattered the prior league standard of 36 held by George Blanda (Houston, 1961) and Y.A. Tittle (N.Y. Giants, 1963) . . . His 362 completions bettered Fouts' 1981 NFL mark of 360 . . . Completed 24 of 39 for 316 yards and four touchdowns on 10/21/84 (44-23 win at New England), thus breaking Bob Griese's single-season Dolphin records for TD passes in just eight games . . . In game number nine, broke Griese's seasonal team mark for yards passing that had been established in 1968 . . . In loss to Raiders on 12/2/84 set Dolphin records for attempts (57), completions (35, since broken by him) and yards (470) . . . Set AFC Championship game records by throwing for 421 yards and four scores in 45-28 win over Pittsburgh on 1/6/84 . . . In Super Bowl XIX, completed 29 of 50 for 318 yards . . . Underwent arthroscopic procedure on knee on 4/3/85 . . . Enjoyed unparalleled success for first-year QB in 1983 . . . Earned NFL Rookie of the Year honors, and became the first rookie QB ever voted to start in the Pro Bowl (was unable to play due to knee injury) . . . Amazingly, accumulated all honors and statistics despite playing only the equivalent of 10 games . . . Minuscule interception rate of 2.0 shattered Bob Griese's 1971 club record of 3.4 and was second in NFL . . . QB efficiency rating of 96.0 was tops in AFC, thus becoming first rookie quarterback since 1970 merger to lead a conference in passing (fifth in league history) . . . In relief appearance against Raiders (9/18/83), engineered touchdown drives on first two possessions as an NFL QB with scoring passes to Joe Rose and Mark Duper . . . Made first professional start in 38-35 OT loss to Buffalo (10/9/83) and completed 19 of 29 for 322 yards and three TDs . . . At one point of season, threw 95 passes without an interception, and tossed just three pick-offs in 242 passes . . . Suffered left knee sprain on fourth quarter

scramble at Houston (12/4/83) and missed last two regular-season games (Don Strock quarterbacked Dolphins to wins in both) . . . With knee brace, returned to complete 15 of 25 in playoff loss to Seattle (12/31/83) . . . Underwent arthroscopic procedure on knee six days later . . . First round draftee, 27th player (sixth quarterback) in 1983.

COLLEGE: Had record-setting career at University of Pittsburgh from 1979-82 . . . In four seasons at Pitt, completed 693 of 1,204 passes (57.5) for 8,597 yards, 79 touchdowns and 69 interceptions . . . Is Panthers' record-holder in passing yards for season (2,876 in 1981) and career (8,597); in passes attempted and completed for season (226 of 380 in 1981) and career (693 of 1,204); and in touchdown passes for season (37 in 1981) and career (79) . . . Is also school's all-time total offense leader with 8,290 yards compared to 6,526 of runner-up Tony Dorsett . . . Along with Dorsett (Dallas), Hugh Green (Dolphins) and Bill Fralic (Atlanta) is one of only four players to have Pitt jersey retired . . . On NCAA all-time lists, ranks fifth in passing yardage, fourth in completions and fourth in TD passes . . . During tenure at hometown school, Panthers posted records of 11-1, 11-1, 11-1 and 9-3, including four bowl appearances (Fiesta, Gator, Sugar and Cotton) . . . In senior season, stats show 221 completions in 378 attempts (58.4) for 2,432 yards, 17 TDs and 23 interceptions, including Pitt's 7-3 Cotton Bowl loss to SMU . . . Earned All-America honors as a junior and finished fourth in Heisman Trophy balloting . . . Connected on 226 of 380 attempts (59.5) for 2,876 yards, 37 touchdowns and 23 interceptions . . . Was MVP at Sugar Bowl that year for second-ranked Panthers, completing 26 passes for 261 yards and three TDs in 24-20 edging of Georgia . . . Led Pitt to Gator Bowl in 1980, completing 116 of 224 throws (51.8) for 1,609 yards, 15 TDs and 14 interceptions . . . Became starter midway through freshman season of '79, hitting on 130 of 222 passes (58.6) for 1,680 yards, 10 scores and nine pick-offs . . . Suffered knee injury versus West Virginia that season, missing five games and later requiring off-season surgery . . . Has B.A. in communications.

PERSONAL: Married to Claire (1/30/85), the couple had their first child, son Daniel Charles on 9/4/86 - three days before the season opener . . . They split time between Ft. Lauderdale and Pittsburgh . . . Has appeared on the cover of every national sports publication at least once . . . Ran a football clinic in London in 1985 with Don Strock . . . Sponsors an annual golf tournament in May in Pittsburgh for the benefit of the Leukemia fund . . . Very active in the National Italian-American Hall of Fame . . . Was the number-one selection in the inaugural United States Football League draft, being chosen by the Los Angeles Express . . . Had been a fourth-round choice of baseball's Kansas City Royals in 1979 . . . Attended Central Catholic High School in Pittsburgh, lettering in football and baseball . . . Full name is Daniel Constantine Marino, Jr., born September 15, 1961 in Pittsburgh.

NFL STATISTICS

YEAR	TEAM	G-S	ATT.	COMP.	YDS.	PCT.	TD	INT.	LG	TKLD.	RATE
1983	Miami	11-9	296	173	2210	58.4	20	6	85t	10/80	96.0
1984	Miami	16-16	564	362	5084	64.2	48	17	80	13/20	108.9
1985	Miami	16-16	567	336	4137	59.3	30	21	73	18/157	84.1
1986	Miami	16-16	623	378	4746	60.7	44	23	85t	17/119	92.5
4-YEAR TOTALS		59-57	2050	1249	16177	60.9	142	67	85t	58/476	95.2
PLAYOFFS		6-6	234	131	1680	55.9	13	10	41t	5/43	79.4

ADDITIONAL STATS

Rushing: 28 for 45 yards, 1.6 avg., long 15, 2 TDs in 1983; 28 for -7 yards, -.3 avg., long 10 in 1984; 26 for -24 yards, -.9 avg., long 2 in 1985; 12 for -3 yards, -.3 avg., long 13 in 1986 for total of 94 for 11 yards, .1 avg., long 15, 2TDs

1983 GAME-BY-GAME PASSING

DATE	OPPONENT	ATT.	COMP.	YDS.	PCT.	TD	INT.	LG	TKLD.	W/L	SCORE
9/19	at L.A. Raiders	17	11	90	64.8	2	0	11	0/0	L	14-27
9/20	at New Orleans	22	12	150	54.5	1	1	25	1/6	L	7-17
10/9	BUFFALO	29	19	322	65.5	3	2	63	3/35	L	35-38(OT)
10/16	at N.Y. Jets	30	17	225	56.7	3	0	66	3/10	W	32-14
10/23	at Baltimore	18	11	157	61.1	2	0	64	0/0	W	21-7
10/30	L.A. RAMS	38	25	279	65.8	2	1	46	0/0	W	30-14

1983 GAME-BY-GAME PASSING

DATE	OPPONENT	ATT.	COMP.	YDS.	PCT.	TD	INT.	LG	TKLD.	W/L	SCORE
11.6	at San Francisco	29	15	194	51.7	2	0	29	1/11	W	20-17
11.13	at New England	37	14	141	37.8	0	1	17	1/15	L	6-17
11.20	BALTIMORE	21	14	240	66.7	1	0	85	0/0	W	37-0
11.28	CINCINNATI	29	18	217	62.1	3	0	43	1/3	W	38-14
12.4	at Houston	26	17	195	65.4	1	1	28	0/0	W	24-17
*12.31	SEATTLE	25	15	193	60.0	2	2	32	0/0	L	20-27

*Playoff Game † Played in relief of David Woodley

1984 GAME-BY-GAME PASSING

DATE	OPPONENT	ATT.	COMP.	YDS.	PCT.	TD	INT.	LG	TKLD.	W/L	SCORE
9.2	at Washington	28	21	311	75.0	5	0	74	0/0	W	35-17
9.9	NEW ENGLAND	27	16	234	59.3	2	2	38	0/0	W	28-7
9.17	at Buffalo	35	26	296	74.3	3	1	23	0/0	W	21-17
9.23	INDIANAPOLIS	29	14	257	48.3	2	0	80	0/0	W	44-7
9.30	at St. Louis	36	24	429	66.7	3	0	51	1/9	W	36-28
10.7	at Pittsburgh	24	16	226	66.7	2	1	34	0/0	W	31-7
10.14	HOUSTON	32	25	321	78.1	3	0	32	1/6	W	28-10
10.21	at New England	39	24	316	61.5	4	1	28	0/0	W	44-24
10.28	BUFFALO	28	19	282	67.9	3	3	65	1/4	W	38-7
11.4	at N.Y. Jets	42	23	422	54.8	2	2	54	2/15	W	31-17
11.11	PHILADELPHIA	34	20	246	58.9	1	1	21	1/12	W	24-23
11.18	at San Diego	41	28	338	68.3	2	2	32	0/0	L	28-34(OT)
11.26	N.Y. JETS	31	19	192	61.3	4	0	24	1/9	W	28-17
12.2	L.A. RAIDERS	57	35	470	61.4	4	2	64	3/36	L	34-45
12.9	at Indianapolis	41	29	404	70.7	4	1	42	2/17	W	35-17
12.17	DALLAS	40	23	340	57.5	4	2	63	1/12	W	28-21
*12.29	SEATTLE	34	21	262	61.8	3	2	34	0/0	W	31-10
*1.6	PITTSBURGH	32	21	421	65.6	4	1	41	0/0	W	45-28
*1.20	San Francisco	50	29	318	58.0	1	2	30	4/29	L	16-38

*Playoff Game

1985 GAME-BY-GAME PASSING

DATE	OPPONENT	ATT.	COMP.	YDS.	PCT.	TD	INT.	LG	TKLD.	W/L	SCORE
9.8	at Houston	24	13	159	54.2	0	2	45	1/1	L	23-26
9.15	INDIANAPOLIS	48	29	329	60.4	2	0	26	0/0	W	30-13
9.22	KANSAS CITY	35	23	258	65.7	2	1	30	0/0	W	31-0
9.29	at Denver	43	25	390	58.1	3	0	73	3/25	W	30-26
10.6	PITTSBURGH	45	27	277	60.0	1	3	27	0/0	W	24-20
10.14	at N.Y. Jets	23	13	136	56.5	0	1	25	1/10	L	7-23
10.20	TAMPA BAY	39	27	302	69.2	3	1	42	0/0	W	41-38
10.27	at Detroit	44	23	247	52.3	2	2	22	1/8	L	21-31
11.3	at New England	33	15	171	51.5	0	2	39	2/19	L	13-17
11.10	N.Y. JETS	37	21	362	56.8	3	3	60	3/15	W	21-17
11.17	at Indianapolis	27	22	330	59.5	1	0	42	1/7	W	34-30
11.24	at Buffalo	31	22	233	70.9	2	2	22	1/17	W	23-14
12.2	CHICAGO	27	14	270	51.9	3	1	52	3/25	W	38-24
12.8	at Green Bay	44	30	345	68.2	5	1	61	0/0	W	34-24
12.16	NEW ENGLAND	33	17	192	51.5	1	1	19	2/15	W	30-27
12.22	BUFFALO	24	15	136	62.5	2	1	23	1/16	W	28-0
*1.4	CLEVELAND	45	25	238	55.6	1	1	39	0/0	W	24-21
*1.12	NEW ENGLAND	48	20	248	41.7	2	2	29	1/14	L	14-31

*Playoff Game

1986 GAME-BY-GAME PASSING

DATE	OPPONENT	ATT.	COMP.	YDS.	PCT.	TD	INT.	LG	TKLD.	W/L	SCORE
9.7	at San Diego	36	23	290	63.9	3	0	49	4/29	L	28-50
9.14	INDIANAPOLIS	29	17	254	58.6	-1	1	47	0/0	W	30-10
9.21	at N.Y. Jets	50	30	448	60.0	6	2	46	2/13	L	45-51(OT)
9.28	SAN FRANCISCO	46	27	301	58.7	1	4	24	2/18	L	16-31
10.5	at New England	23	13	167	56.5	1	3	45	2/15	L	7-34
10.12	BUFFALO	41	24	337	58.5	1	1	39	1/9	W	27-14
10.19	L.A. RAIDERS	32	20	286	62.5	3	2	68	2/13	L	28-30
10.26	at Indianapolis	42	23	243	54.8	1	0	27	0/0	W	17-13
11.2	HOUSTON	29	12	220	41.4	4	2	85	1/3	W	28-7
11.10	at Cleveland	39	22	295	56.4	2	1	24	0/0	L	16-26
11.16	at Buffalo	54	39	404	72.2	4	0	39	2/15	W	34-24
11.24	N.Y. JETS	36	29	288	80.6	4	0	27	0/0	W	45-3
11.30	ATLANTA	40	20	303	50.0	2	4	54	0/0	L	14-20
12.7	at New Orleans	41	27	241	65.9	3	0	23	0/0	W	31-27
12.14	at L.A. Rams	46	29	403	63.0	5	1	69	1/4	W	37-31(OT)
12.22	NEW ENGLAND	39	23	266	59.0	3	2	32	0/0	L	27-34

SINGLE-GAME HIGHS

- Most Passes Attempted:**
 - 57 vs. L.A. Raiders, 12/2/84
 - 54 at Buffalo, 11/16/86
 - 50 at N.Y. Jets, 9/21/86
 - 48 vs. Indianapolis, 9/15/85
 - Most Passes Completed:**
 - 48 vs. New England, 1/12/86
 - 39 at Buffalo, 11/16/86
 - 35 vs. L.A. Raiders, 12/2/84
 - 30 at Green Bay, 12/8/85
 - 30 at N.Y. Jets, 9/21/86
 - Most Yards Passing:**
 - 470 vs. L.A. Raiders, 12/2/84
 - 448 at N.Y. Jets, 9/21/86
 - 429 at St. Louis, 9/30/84
 - Most TD Passes:**
 - 6 at N.Y. Jets, 9/21/86
 - 5 at Washington, 9/2/84
 - 5 at Green Bay, 12/8/85
 - 5 at L.A. Rams, 12/14/86
 - Highest Completion Pct.:**
 - 4, eight times
 - 80.6 vs. N.Y. Jets, 11/24/86
 - 78.1 vs. Houston, 10/14/84
 - 75.0 at Washington, 9/2/84
 - Most Interceptions:**
 - 4 vs. San Francisco, 9/28/86
 - 4 vs. Atlanta, 11/30/86
 - 3 vs. Buffalo, 10/28/84
 - 3 vs. Pittsburgh, 10/6/85
 - 3 vs. N.Y. Jets, 11/10/85
 - 3 at New England, 10/5/86
 - Longest Pass Completions:**
 - 85 to Duper vs. Houston, 11/2/86
 - 85 to Duper vs. Baltimore, 11/20/83
 - 80 to Duper vs. Indianapolis, 9/23/84
- Playoff Game

MARINO VS. THE NFL


OPPONENT	W-L	ATT.	COMP.	YDS.	PCT.	TD	INT.	LG
Atlanta	0-1	40	20	303	50.0	2	4	54t
Buffalo	6-1	242	164	2010	67.8	18	10	65t
Chicago	1-0	27	14	270	51.9	3	1	52
Cincinnati	1-0	29	18	217	62.1	3	0	43
Cleveland	1-1	84	47	533	56.0	3	2	39
Dallas	1-0	40	23	340	57.5	4	2	63t
Denver	1-0	43	25	390	58.1	3	0	73
Detroit	0-1	44	23	247	52.3	2	2	22
Green Bay	1-0	44	30	345	68.2	5	1	61t
Houston	3-1	111	67	895	60.4	8	5	85t
Ind./Balt.	8-0	265	159	2214	60.0	14	2	85t
Kansas City	1-0	35	23	258	65.7	2	1	30
L.A. Raiders	0-2	106	66	846	62.3	9	4	68t
L.A. Rams	2-0	84	54	682	64.3	7	2	69t
Minnesota	-	-	-	-	-	-	-	-
New England	3-5	279	142	1735	50.9	13	14	45
**New Orleans	1-0	63	39	391	61.9	4	1	25
N.Y. Giants	-	-	-	-	-	-	-	-
N.Y. Jets	5-2	249	152	2073	61.0	22	8	66t
Philadelphia	1-0	34	20	246	58.9	1	1	21
Pittsburgh	3-0	101	64	924	63.4	7	5	41t
San Diego	0-2	77	51	628	66.2	5	2	49t
San Francisco	1-2	125	71	813	56.8	4	6	30
St. Louis	1-0	36	24	429	66.7	3	0	51
Seattle	1-1	59	36	455	61.0	5	3	34t
Tampa Bay	1-0	39	27	302	69.2	3	1	42
Washington	1-0	28	21	311	75.0	5	0	74t
TOTALS	44-19	2,284	1,380	17,857	60.4	155	77	85t

* statistics include 9.19/83 loss in which he did not start
** statistics include 10.2/83 loss in which he did not start

MARINO VS. THE AVERAGE

	MARINO IN '86	'86 NFL AVERAGE
Attempts Per Game	38.9	32.3
Completions Per Game	23.6	17.9
Yards Passing Per Game	296.6	225.7
TD Passes Per Game	2.8	1.3
Interceptions Per Game	1.4	1.3
One TD Every _____ Attempts	14.2	24.7
One TD Every _____ Completions	8.6	13.7
Sacked Once Every _____ Attempts	36.6	12.1
One Interception Every _____ Attempts	27.1	24.9

DON McNEAL



5-11 192
Cornerback #28
Born: 5/6/58
College: Alabama
Acquired: D1, 1980
NFL: Seventh Season
Dolphins: Seventh Season

PRO: Veteran performer who has been set back by injuries throughout his career . . . Hopes to rebound in '87 after strong showing in team's May mini-camp . . . Maintains great speed . . . Ran a 4.43 40 in mini-camp . . . Played in 15 games in 1986 with one start . . . Sole start came in season-opener at San Diego (9/7) when he filled in at left cornerback spot for Paul Lankford, who was tried at safety for that game only . . . Did not play versus New England (12/22) . . . Tied for team lead in interceptions in 1986 with two (for 46 yards) . . . Interception of New Orleans QB Dave Wilson and ensuing 29-yard return set up Miami TD that turned out to be game-winner in 31-27 triumph on 12/7 . . . Made 27 tackles (20 solo, seven assists) in '86 to go with a forced fumble and five passes defended . . . Had a season-high five tackles (and a pass defended) at Buffalo (11/16) . . . Picked up other interception, plus four tackles, a forced fumble and a pass defended at the Jets (9/21) . . . Enters 1987 with a chance to move into eighth place on Miami's all-time interception list . . . Presently is tied for ninth with two others with 14 career pickoffs, trails Dick Westmoreland (15) . . . Played in 10 games in 1985 with no starts . . . Came back after a knee injury in an exhibition game with Buffalo . . . Saw action as a nickel back . . . Made 15 first hits and three assists for 18 total tackles in 1985 . . . Also added two passes defended . . . Earned three tackles and a fumble recovery in post-season action . . . Sideline by a knee injury in 1984, played in 11 games with 10 starts (plus three starts in playoff matches) . . . Statistics showed 38 total tackles (33-5), three interceptions, a team-leading three fumble recoveries, one forced fumble and 10 passes defended . . . Tied for club lead in tackles with seven in Miami's 35-17 opening day win at Washington, then intercepted Steve Grogan pass the following week versus New England . . . On 10/21/84 at New England, suffered partial tear of knee ligaments on tackle of Patriots' Stephen Starring on end around . . . Did not require surgery, but was placed in cast and missed next five games . . . Spent entire 1983 campaign on injured reserve with a ruptured Achilles tendon suffered in Orange Bowl pre-season scrimmage (7/30/83) . . . In Super Bowl season of '82, led Dolphins in interceptions with four of team's league-leading total of 19 . . . Returned interception of Richard Todd pass 19 yards for a TD at the Jets (9/12/82) . . . Also had a pair of thefts and 11 passes defended in four post-season contests as Miami

90

advanced to NFL title game . . . In '81, had 12 regular-season starts, missing three games with a torn hamstring . . . In season's 15th game, suffered fractured forearm while attempting to tackle Kansas City's Joe Delaney . . . Missed regular-season finale, but managed to play in San Diego playoff game despite cast and pin in arm . . . Started 13 games in 1980 NFL debut season before sustaining broken wrist and torn thumb ligaments at Pittsburgh . . . Had five interceptions that season and was unanimous NFL All-Rookie selection . . . Also was first rookie honored by South Florida media as team's Outstanding Defensive Back . . . First league start in '80 featured three "take-aways," (interceptions, tipped pass and forced fumble) . . . Also had two interceptions in loss at New England . . . First-ever defensive back drafted by Miami in first round, earned Tommy Fitzgerald Award as outstanding rookie in 1980 training camp . . . First round draftee, 21st player in 1980 (fourth defensive back).

COLLEGE: Was a three-year starter for Paul "Bear" Bryant at the University of Alabama . . . Helped Crimson Tide win a pair of national championships in 1978 and '79, and was an All-American as a senior . . . Also was named to All-America strength team . . . Overall, had 68 solo stops, 29 assists, seven interceptions and 29 passes defended while at Alabama . . . Played in East-West and Senior Bowl all-star games . . . During tenure at 'Bama, team won three consecutive Sugar Bowls, over Ohio State 35-6, Penn State 14-7 and Arkansas 24-9 . . . Goal-line tackle of Nittany Lion receiver Scott Fitzkee sealed that win over Penn State for '79 national title . . . Blocked two punts in junior season . . . Holds B.S. in social psychology.

PERSONAL: Married to Rhonda (7/17/83), couple and daughter Jessica (12/15/86) live year-round in Miami . . . Was a frequent speaker at schools and churches . . . Ran a football camp in his hometown of Atmore, Alabama . . . Along with teammate Dwight Stephenson, made headlines in June of '84 by helping police capture three men responsible for over 30 break-ins in the Miami area . . . Prior to 9/23/84 game versus Colts, along with Stephenson was presented with the Silver Medal of Valor (highest honor that can be bestowed upon a civilian) by Miami-Dade Police Department . . . Grew up on a farm, has worked in educational program for children of migrant workers in South Dade County fields . . . Hobbies include bowling, golf and basketball, along with collecting pennies and matchbooks . . . Lists favorite TV shows as "The Cosby Show" and "Sanford and Son," favorite book as "anything by Sydney Sheldon" and favorite recording artist as Patti LaBelle . . . Attended Escambia County High School in Atmore, Alabama, lettering in football (MVP) and track . . . Did not begin playing high school football until junior year, then helped school to 3A state championship in 1974 . . . One of 10 children, was raised by father after mother died in 1964 . . . Full name is Donald McNeal, born May 6, 1958 in Atmore, Alabama.

		NFL STATISTICS								
YEAR	TEAM	G-S	TACK.	ASST.	TOTAL	FUM. REC.	INT.	YDS.	LG	TD
1980	Miami	13-13	56	23	79	1	5	17	15	0
1981	Miami	12-12	44	15	59	1	0	0	0	0
1982	Miami	9-9	27	10	37	0	4	42	23	1
1983					INJURED RESERVE					
1984	Miami	11-10	33	5	38	3	3	41	30	1
1985	Miami	10-0	15	3	18	0	0	0	0	0
1986	Miami	15-1	20	7	27	0	2	46	29	0
6-YEAR TOTALS		70-45	195	63	258	5	14	146	30	2
PLAYOFFS		10-8	18	5	23	1	2	36	20	0

ADDITIONAL STATS

Passed Defensed: 17 in 1980, 16 in 1981, 3 in 1982, 10 in 1984, 2 in 1985, 5 in 1986 for total of 53

Forced Fumbles: 1 in 1980, 1 in 1981, 1 in 1984, 1 in 1986 for total of 4

NAT MOORE



5-9 188 #89
Wide Receiver
Born: 9/19/51
College: Florida
Acquired: D3, 1974
NFL: 14th Season
Dolphins: 14th Season

PRO: Veteran receiver returns for his 14th NFL season, all with Miami ... Holds nearly every Dolphin career receiving record ... In 1986, extended his own team marks in: career receptions (510), career receiving yards (7,547), career receiving TDs (74), career TDs (75) and combined yardage (8,950) ... Also added Dolphin record for rushing-receiving yardage to his collection ... Passed Larry Csonka (7,425) in that category with 39 receiving yards (five catches) against San Francisco (9/28) ... Entering 1987, has 7,795 rushing-receiving yards (248 and 7,547) ... Career stats after 13 seasons are: 510 receptions for 7,547 yards (14.8 average) and 74 TDs ... Stands 15th on the all-time NFL receiving list ... Is fifth in the AFC in receiving among active players ... Dolphins' third-leading scorer of all-time with 450 points ... Career receiving yards total translates to just over 4 1/4 miles ... Played in all 16 games in 1986 with one start (Atlanta, 11/30) ... Saw most of his action as third receiver in passing situations ... Was team's sixth-leading receiver with 38 catches for 431 yards (11.3 average) and seven TDs ... Made 500th reception of career, a 21-yard pass from Don Strock in the fourth quarter, in Monday night win over the Jets (11/24) ... Had a season-high seven catches in that game (for 99 yards, two TDs) ... Winner of Wells-Lamont Most Valuable Hands Award for performance in Jets game ... Caught five passes for 50 yards and two TDs in season-opening loss at San Diego (9/7) ... Had only one catch versus Houston (11/2) and in first Colts game (9/14), but the reception went for a touchdown in both cases (37 yards against the Oilers and four yards against Indianapolis) ... Made two receptions for 36 yards versus Falcons (11/30) in only start of '86 ... Fielded punts a year ago when Dolphins were backed up deep in own territory because of his sure hands ... Stands eighth on Dolphins' all-time punt return list, although he hasn't done so on regular basis since 1976 season ... Has 27 career punt returns for 297 yards (11.0 average) with 18 fair catches ... Also is 10th on all-time kickoff return list with 33 for 858 yards (26.0 average) ... Holder of Miami's longest string of games with at least one pass reception, 37 games from the third game of 1974 into 1977 ... Missed parts of '86 training camp while bothered by hip injury ... Has had good fortune of not only lengthy career, but to have spent all of it in hometown ... Appeared in 15 games in 1985, starting seven ... Was sparkplug for Miami when Mark Duper was sidelined with injuries ... Finished 22nd in AFC in receiving in 1985 ... Had announced his retirement, but came back to enjoy second-best Miami season ever ... Was Miami's third-leading receiver in 1985 with 51 receptions for 701 yards (13.7 average) and seven TDs ... Those 51 catches were one off his personal high (52) in 1977 ... Had seven receptions for 67 yards and a TD versus Indianapolis (9/15/85) ... Caught six passes for 69 yards and a score at Detroit (10/27/85) ... Led Dolphins in receiving for six years straight (1974-79) ... Has one TD rushing ... Has 12 100-yard receiving games in career ... Enjoyed solid season in '84 ... Appeared in all 16 games (plus three playoffs) with one start, nabbing 43 passes for 573 yards and six touchdowns ... Was named Miami's Miller Man of the Year in fan balloting for contributions on and off the field ... In 28-10 victory over Houston on 10/14/84, caught four passes for 87 yards, including 32-yard TD ... Enjoyed best game of season and first 100-yard game since 1981 with five receptions for 105 yards and a TD in 31-17 triumph over Jets

(11/4/84) ... In '83, reclaimed starting job following injury to Jimmy Cefalo and had banner year with 39 catches for 558 yards (second on club) and six TDs ... Top game of season came in 20-17 edging of San Francisco (11/6/83) with season-high 85 yards and two touchdowns (24, 19 yards) on six receptions to earn game ball ... Caught only eight passes for 82 yards in strike-shortened 1982 campaign ... Missed three games in '81 due to knee and ankle injuries, finishing with just 26 catches for 452 yards ... Surpassed the 5,000-yard mark in receiving yardage on 10/4/81 versus Jets ... Had Dolphin all-time second-best for receiving yards in that game with seven receptions for 210 yards, all tosses from Don Strock (two TDs) ... Contributed 47 receptions in 1980, and caught a touchdown pass in six of Miami's eight victories that season ... Missed '79 pre-season with hairline fracture of transverse process, but rebounded with 48 catches for 840 yards ... Caught 48 passes in 1978 for 646 yards and 10 TDs ... Had best-ever season in 1977, earning All-Pro honors with 52 receptions for 765 yards and a career-high (and league-leading) 12 touchdowns ... Against San Francisco that season (9/25/77), scored three touchdowns on a 32-yard screen, a 10-yard reverse and a 73-yard bomb ... Sat out final five games of '76 season with broken leg, but had career-best per-catch average of 18.9 ... Became full-time starter in 1975 with 40 catches for 705 yards after rookie campaign that included seven starts and 37 receptions ... Had scoring catches of 73 and 67 yards in first Dolphin pre-season game in '74 to help win Tommy Fitzgerald Award as outstanding rookie in training camp ... Third round draftee, 76th player in 1974 ... Was also fifth round selection of World Football League's Jacksonville Sharks.

COLLEGE: Two-year running back for University of Florida ... In 1972, set Florida school rushing record (since broken) with 845 yards, and also had 25 receptions for an additional 351 yards ... Suffered knee injury as a senior, then underwent surgery following NFL draft ... Began collegiate career at the University of Tennessee-Martin before dropping out and enrolling at Miami-Dade Community College South ... Played basketball at Dade South before coaches steered him to Doug Dickey's Gators ... Majored in physical education.

PERSONAL: Married to Patricia (6/21/75), couple lives in Miami with daughters Trellanee (3/30/70), Natalie (11/4/77), Melanie (10/10/81) and Tiffany (10/2/86) ... Winner of the 1986 Byron "Whizzer" White Humanitarian Award, presented to him on 6/29/86 for "service to team, community and country in the spirit of Supreme Court Justice Byron Raymond White" ... Spent much of off-season in management training program for Burger King ... Sponsored teen dances at community high schools for nine years to keep kids off the streets ... Represented the NFL at U.S. military bases in Europe and Asia in the summer of 1986 ... On 10/14/83, spoke to a Southeastern Congressional Committee on children and education ... Gives considerable time and money to the Family Christian Association ... While considering retirement after '84 season, fans took up chant of "One Moore Year" ... Hobbies include playing golf, fishing and listening to music ... Enjoys listening to Smokey Robinson and Stevie Wonder ... Lists favorite book as "The Jackie Robinson Story" ... Attended Edison High School in Miami, lettering in football, basketball and track ... Full name is Nathaniel Moore, born September 19, 1951 in Tallahassee, Florida.

NFL STATISTICS

YEAR	TEAM	G-S	NO.	RECEIVING			LG	TD	RUSHING				
				YDS.	AVG.	LG			ATT.	YDS.	AVG.	LG	TD
1974	Miami	13-7	37	605	16.4	48	2	3	16	5.3	15	0	
1975	Miami	14-14	40	705	17.6	79	4	8	69	8.6	36	0	
1976	Miami	9-9	33	625	18.9	67	4	4	35	8.8	21	0	
1977	Miami	14-14	52	765	14.7	73	12	14	89	6.4	24	1	
1978	Miami	16-15	48	646	13.5	47	10	4	3	22	7.3	18	0
1979	Miami	16-14	48	840	17.5	53	6	3	22	7.3	18	0	
1980	Miami	16-16	47	564	12.0	33	7	1	3	3.0	3	0	
1981	Miami	13-11	26	452	17.4	52	2	1	3	3.0	3	0	
1982	Miami	9-0	8	82	10.3	23	1	0	0	0	0	0	
1983	Miami	16-15	39	558	14.3	66	6	0	0	0	0	0	
1984	Miami	16-1	43	573	13.3	37	6	1	3	3.0	3	0	
1985	Miami	15-7	51	701	13.7	69	7	1	11	11.0	11	0	
1986	Miami	16-1	38	431	11.3	38	7	0	0	0	0	0	
13-YEAR TOTALS		183-124	510	7547	14.8	79	74	40	248	6.2	36	1	
PLAYOFFS		13-5	21	265	12.6	40	3	1	7	7.0	7	0	


ADDITIONAL STATS

100-Yard Games: 2 in 1975, 2 in 1976, 2 in 1977, 3 in 1979, 1 in 1981, 1 in 1984, 1 in 1985 for total of 12
Passing: 1 for 1 for 31 yards in 1974, 0 for 1 in 1980 for total of 1 for 2 for 31 yards
Punt Returns: 9 for 136 yards, 0 FC, 15.1 avg., long 42 in 1974; 8 for 80 yards, 2 FC, 10.0 avg., long 29 in 1975; 8 for 72 yards, 3 FC, 9.0 avg., long 23 in 1976; 1 for 11 yards, 1 FC in 1978; 6 FC in 1979; 1 for -2 yards, 6 FC in 1986 for total of 27 for 297 yards, 18 FC, 11.0 avg., long 42 (P-3 for 29 yards, 1 FC, 9.7 avg., long 24)
Kickoff Returns: 22 for 587 yards, 26.7 avg., long 40 in 1974; 9 for 243 yards, 27.0 avg., long 42 in 1975; 2 for 28 yards, 14.0 avg., long 28 in 1976 for total of 33 for 858 yards, 26.0 avg., long 42 (P-4 for 149 yards, 1 TD, 37.3 avg., long 89t)

SINGLE-GAME HIGHS

Most Receptions: 8 at N.Y. Jets, 9/30/79
 7 vs. N.Y. Jets, 10/4/81
 7 vs. Indianapolis, 9/15/85
 7 vs. N.Y. Jets, 11/24/86
Most Yards: 210 vs. N.Y. Jets, 10/4/81
 144 vs. Buffalo, 12/17/77
Most TD Receptions: 3 vs. St. Louis, 11/24/77
Longest Receptions: 79 at Chicago, 11/2/75
 73 at San Francisco, 9/25/77

TONY NATHAN



6-0 210 #22
Running Back
Born: 12/14/56
College: Alabama
Acquired: D3a, 1979
NFL: Ninth Season
Dolphins: Ninth Season

PRO: Versatile veteran who has earned reputation for clutch performances in critical situations . . . Holds Miami's longest current streak of games with at least one pass reception - 21 (including playoffs) . . . Record is 37 by Nat Moore . . . Fourth on Dolphins' all-time rushing list (3,523) behind Larry Csonka (6,737), Mercury Morris (3,877) and Jim Kiick (3,644) . . . Second-leading receiver in Miami history with 373 receptions (behind Nat Moore's 510) . . . Tied with Morris and Paul Warfield for fourth place on Dolphin all-time TD chart with 33 . . . Fourth on all-time Miami rushing attempts list with 728 (just behind Morris at 754) . . . His 4.8 career rushing average is second-best behind Morris at 5.1 . . . Third on all-time combined rushing-receiving yardage list with 7,038 . . . Tied with Morris and Warfield at 198 points for seventh on all-time Dolphin scoring chart . . . Seventh in career KO returns (53) and fifth in career punt returns (51) . . . Matched his team record of 10 receptions (with minimum of 100 yards) in a game on 9/28/86 versus San Francisco . . . Also had 10 against Denver on 9/29/85 and in playoff game with Cleveland on 1/4/86 . . . Second to Nat Moore (8,950) on Dolphin all-time all-purpose yardage chart with 8,655 . . . Saw action in all 16 regular-season games in 1986 as a reserve . . . Was third on team in rushing (27-203) and fifth in receiving (48-457) . . . Had 36 yards rushing on four carries versus the Jets (9/21) . . . Caught six passes for 57 yards and a TD against New Orleans (12/7) . . . His 7.5 average per carry in '86 was best among Dolphin backs . . . Was bothered in '86 by sprained toe he suffered against the Raiders . . . In 1985 became first Dolphin ever to lead team in receiving and rushing in same season . . . Started 15 regular-season contests . . . Was seventh in the AFC in receiving, 15th in rushing . . . 1985 stats included 143 rushes for 667 yards (4.7 average) and five TDs . . . Also caught 72 passes for 651 yards (9.0 average) and one score . . . Those 72

receptions were one off team record of 73 set by Mark Clayton in 1984 . . . '85 rushing best was 77 yards on 14 carries versus Buffalo (11/24) . . . Also earned 74 yards on 15 carries in prime-time win over Chicago . . . Played in all 16 regular-season games in 1984 with 12 starts at running back (plus three playoff starts) . . . Chalked up 1,137 yards in total offense - 558 yards rushing on 118 carries and 579 yards receiving on 61 catches . . . Had over 100 yards total offense in six Dolphin contests in '84 . . . In '83, finished second on team in rushing yards with 685 and led Miami in receptions with 52 for 461 yards . . . Also completed three of four passes for 46 yards on HB option . . . In prime-time win over Cincinnati (11/28/83), gained 76 yards on 13 rushes, caught pair of balls and completed 22-yard pass to Bruce Hardy . . . Gained 233 yards on 66 attempts, and caught 16 passes for 114 yards in strike-shortened '82 season . . . Gained 204 yards running and 127 yards receiving in Dolphins' drive to Super Bowl XVII . . . Had top season of career in 1981 with 147 carries for team-leading 782 yards and an NFL-leading 5.3 yards per-carry . . . Also had 50 receptions for 452 yards and was noted team's Most Valuable Player by South Florida media . . . Caught 57 balls for 588 yards and five TDs in '80 . . . Notched first 100-yard rushing game of career on 12/6/81 with 119 yards on 17 carries versus New England, and also had 98-yard effort against Washington . . . Missed three games in '81, including AFC East title contest, with assorted injuries . . . In memorable 41-38 playoff loss to San Diego in '81 season, had 162 total yards (including 114 yards on nine receptions) and pair of touchdowns . . . In that game, ran final 25 yards on now-infamous flea flicker play following lateral from Duriel Harris . . . Set Dolphin record for all-purpose yardage in rookie season of 1979 with 1,603 yards (68 rushing, 213 receiving, 306 punt returns, 1,016 kickoff returns) . . . Was Sporting News All-AFC pick as punt returner in '79 . . . Third round draftee, 61st player in 1979 (10th running back).

COLLEGE: Had outstanding career as running back at University of Alabama . . . Crimson Tide posted successive 11-1 records in final two seasons there . . . Overall, gained 1,997 yards on 310 rushes (6.4 average), had six 100-yard games and scored 29 touchdowns . . . Had 770 yards running as a senior and 642 yards and 15 TDs (10 one-yard plunges) as a junior . . . At 'Bama, also had 32 kickoff returns for 689 yards (21.5 average) and 46 punt returns for 489 yards (10.6 average) . . . Finished college career with 127 yards rushing on 21 carries in 14-7 Sugar Bowl edging of Penn State to win national championship . . . Played in Senior Bowl and Hula Bowl . . . Majored in business administration.

PERSONAL: Married to Johnnie (6/16/79), couple resides in Miami Lakes with daughters Nichole (7/8/80), Natalie (8/9/83) and Nadia Inez (5/27/87) . . . Spent much of off-season traveling with Dolphin basketball team . . . Is heavily involved in Big Brothers/Big Sisters Foundation and Cystic Fibrosis . . . Hobbies include biking, playing golf and racquetball . . . Lists favorite TV shows as "The Cosby Show" and "The Jeffersons" and favorite movie as "The Toy" . . . Enjoys listening to George Benson and Anita Baker . . . Attended Woodlawn High School in Birmingham, lettering in football, baseball and basketball . . . Full name is Tony Curtis Nathan, born December 14, 1956 in Birmingham, Alabama.

NFL STATISTICS

YEAR	TEAM	G-S	ATT.	RUSHING			RECEIVING					
				YDS.	AVG.	LG	TD	NO.	YDS.	AVG.	LG	TD
1979	Miami	16-0	16	68	4.2	18	0	17	213	12.5	35	2
1980	Miami	16-6	60	327	5.5	18	1	57	588	10.3	61	5
1981	Miami	13-11	147	782	5.3	46	5	50	452	9.0	31	3
1982	Miami	8-7	66	233	3.5	15	1	16	114	7.1	16	0
1983	Miami	16-12	151	685	4.5	40	3	52	461	8.9	25	1
1984	Miami	16-12	118	558	4.7	22	1	61	579	9.5	26	2
1985	Miami	16-15	143	667	4.7	22	5	72	651	9.0	73	1
1986	Miami	16-0	27	203	7.5	20	0	48	457	9.5	23t	2
8-YEAR TOTALS		117-63	728	3523	4.8	46	16	373	3515	9.4	73	16
PLAYOFFS		11-7	118	454	3.8	26	3	62	622	10.3	39	2

ADDITIONAL STATS

Punt Returns: 28 for 306 yards, 14 FC, 10.9 avg., long 86t in 1979; 23 for 178 yards, 12 FC, 7.7 avg., long 30 in 1980 for total of 51 for 484 yards, 26 FC, 9.5 avg., long 86t

Kickoff Returns: 45 for 1,016 yards, 22.6 avg., long 43 in 1979; 5 for 102 yards, 20.4 avg., long 31 in 1980; 3 for 15 yards, 5.0 avg., long 12 in 1983 for total of 53 for 1,133 yards, 21.4 avg., long 43

Passing: 0 for 1 in 1980, 0 for 1 in 1981, 1 for 2 for 15 yards and 1 TD in 1982, 3 for 4 for 46 yards in 1983 for total of 4 for 8 for 61 yards and 1 TD (P-1 for 1 for 14 yards in 1984)

SINGLE-GAME HIGHS

Most Yards Rushing: 119 vs. New England, 12/6/81
98 vs. Washington, 10/18/81

Most Rushing Attempts: 18 vs. N.Y. Jets, 12/20/80

Longest Runs: 46 at St. Louis, 9/6/81
40 vs. Cincinnati, 11/28/83
10 vs. San Francisco, 9/28/86


Most Receptions: * 10 vs. Cleveland, 1/4/86
10 at Denver, 9/29/85

Most Receiving Yards: 120 at Denver, 9/29/85
118 vs. New Orleans, 9/28/80

Longest Receptions: 73 at Denver, 9/29/85
61 vs. San Deigo, 11/20/80

*Playoff Game

JOHN OFFERDAHL



6-2 232
Linebacker # **56**
Born: 8/17/64
College: Western Michigan
Acquired: D2, 1986
NFL: Second Season
Dolphins: Second Season

PRO: A late second-round pick (52nd selection overall) in 1986, he enjoyed a very successful NFL debut, earning numerous "rookie of the year" awards, leading the team in tackles and being chosen for the Pro Bowl . . . Was first Dolphin LB ever named as a starter to the Pro Bowl; only fourth Miami LB overall (Nick Buoniconti, Kim Bokamper and A.J. Duhe were the others) . . . Started all four pre-season games (leading the team in tackles) . . . Started all 15 regular-season games he played in; missed at Buffalo (11/16) with a severely bruised elbow he suffered the week before against Cleveland . . . Led team in tackles in 10 of his 15 games; had double figures in tackles in five contests . . . Led Dolphins with 135 tackles (109 solo, 26 assists); next Dolphin on tackle chart was Jackie Shipp with 85 . . . Recorded first NFL interception versus Colts (9/14) . . . Led team with three forced fumbles and was second on Miami with eight passes defended . . . Had career-high 16 tackles against New England (10/5); matched Shipp's 16 versus Cleveland for team's high . . . Had 11 tackles each at the Jets (9/21) and Saints (12/7) . . . Registered 10 stops against the Colts (10/26) and Oilers (11/2) and had nine in overtime win versus the Rams (12/14) . . . Made eight tackles on six occasions . . . Named AFC Defensive Player of the Week following Colts game (10/26) when he made a game-saving, one-on-one, open-field tackle of Owen Gill after a screen pass on fourth-and-10 from the Miami 22 with :33 left; had 10 tackles (nine solo) and three QB pressures on the day; left locker room on crutches after aggravating ankle injury . . . His 10 tackles versus Houston (11/2) and first sack of career came as he only played the first half; still named Defensive Player of the Week by Sports Illustrated . . . Recorded 100th tackle of career versus Atlanta (11/30) . . . Among his post-season honors: Old Spice NFL Rookie of the Year; Pro Bowl starter; Pro Football Weekly All-AFC, Rookie of the Year and All-Rookie Team; Football News first-team All-AFC; AP second-team All-NFL; UPI

first-team All-AFC and All-Rookie; NFLPA AFC Rookie of the Year (second place); PFWA All-Rookie; and Football Digest All-Rookie . . . Tabbed by South Florida media as the Dolphins' Outstanding Linebacker and Rookie of the Year in 1986 . . . Also won Tommy Fitzgerald Award as outstanding rookie in training camp . . . Was a late signee, holding out until 7/29; showed awareness by spending five weeks prior to signing in South Florida to get used to humidity . . . Won starting post from Mark Brown on 8/4 and changed uniform number from #48 to #56 . . . Calls Miami's defensive signals . . . Second round draftee (Miami's first selection), 52nd pick overall in 1986.

COLLEGE: Started every game for Broncos over four-year career . . . Named team MVP in '84 and '85 seasons . . . Won honors as top defensive player in '83 . . . Selected to All-Mid American Conference first team in 1983, 1984 and 1985 (unanimous) . . . Also chosen as MAC Defensive Player of the Year in '85 . . . Won AP All-America honors three straight seasons - 1985 (second team), 1984 (third team), 1983 (honorable mention) . . . Named the most valuable defensive player of North team in 1986 Senior Bowl after stopping Heisman Trophy winner Bo Jackson twice on fourth-and-one plays . . . Also participated in 1986 East-West Shrine Game . . . MAC career leader in tackles with 694 . . . WMU career leader in tackles, forced fumbles (17) and fumbles recovered (eight) . . . Also WMU season record holder in tackles (192 in 1983), forced fumbles (five in 1984) and fumble recoveries (four in 1985) . . . Has single-game record of three forced fumbles (tie) versus Marshall in 1984 . . . Led Broncos in solo, assisted and total tackles all four years . . . Best game in 1985 was against Central Michigan, when he had 24 tackles (15 solo), forced two fumbles and intercepted one pass . . . Went to Western Michigan on a half scholarship, but it was elevated to a full scholarship after first week of practice . . . Majored in bio-medical sciences.

PERSONAL: Single, lives year-round in Miami . . . Spent off-season attending classes at the University of Miami, where he is in the process of completing his undergraduate degree in bio-medicine . . . Considering medical school when playing days are over . . . Comes from a very sports-minded family . . . Parents, Arnold and Irene, are frequent visitors to both home and away Dolphin games . . . Subject of a Sports Illustrated article (5/12/86) . . . Enjoys fishing, playing sheep's head (a German card game), listening to music and reading books . . . Favorite author is Robert Ludlum and favorite recording artists are Steve Winwood and Level 42 . . . Owns his own French Horn and plays it quite well . . . Related to New York Islander Pat Flatley through marriages of his two sisters . . . Attended Fort Atkinson (Wis.) High School, lettering in football, basketball and baseball . . . Full name is John Arnold Offerdahl, born August 17, 1964 in Wisconsin Rapids, Wisconsin.

NFL STATISTICS

YEAR	TEAM	G-S	TACK.	ASST.	TOTAL	FUM. REC.	QB SACK	INT.	YDS.
1986	Miami	15-15	109	26	135	0	2	1	14

ADDITIONAL STATS

Forced Fumbles: 3 in 1986
Passes Defended: 8 in 1986



DOLPHIN FACT

The Dolphins hold the NFL records for most seasons leading the league in fewest sacks allowed (6 - 1973, 1982-86) and most consecutive seasons leading the league in the same (1982-86). In 1986, Miami gave up only 17 sacks.

JAMES PRUITT



6-2 199 #82
Wide Receiver
Born: 1/29/64
College: Cal State-Fullerton
Acquired: D4, 1986
NFL: Second Season
Dolphins: Second Season

PRO: Made NFL debut in 1986 as Dolphins' fourth receiver in passing situations . . . Had a number of clutch catches . . . Of his 15 receptions in '86, 13 were for first downs . . . Finished with 15 receptions for 235 yards (15.7 average) and two TDs . . . Possesses abundance of natural talent, will be given a shot to contribute more in '87 campaign . . . Runs a 4.5 40 and has a 35-inch vertical jump . . . Also returned punts for Miami until mid-season . . . Had 11 returns for 150 yards (13.6 average), including 71-yarder for a touchdown against the Colts (9/14) . . . That return is the fifth-longest in Dolphin history . . . In all, totalled 106 yards in returns (two returns) in first meeting with Colts, the second-highest amount in one game in Dolphin history . . . For his efforts against Indianapolis was presented special teams game ball . . . Had two receiving touchdowns in '86 . . . Only catch of game versus the Rams (12/14) in front of hometown Los Angeles fans was 6-yard TD grab . . . Other TD also was from six yards out, at the Jets in 51-45 shootout won by New York (9/21) . . . Had career-high three receptions against Buffalo (10/12, for 62 yards) and at Indianapolis (10/26, for 35 yards) . . . Fourth-round draft choice, 107th overall, in 1986.

COLLEGE: Four-year letterman for Titans (1982-85) . . . Finished career as the No. 2 all-time leading receiver at Fullerton in both receptions (74) and reception yardage (1,323) . . . His nine touchdown catches ranks him fifth in that category . . . Caught 21 passes for 467 yards and six touchdowns as a senior . . . Had best games against Wyoming (4-71, 1 TD) and New Mexico State (2-109, 1 TD) . . . Also returned kickoffs in '85 (first season he had done so in college) and averaged 26.6 yards a return . . . Named second-team All-Pacific Coast Athletic Association . . . Served as team captain his senior season . . . Played in the Blue-Gray Classic, catching two passes . . . Best game as a junior came versus Fresno State as he caught five balls for 73 yards . . . Missed two games that year with a badly sprained ankle . . . Capped off sophomore season with selection as Fullerton's Player of the Game in California Bowl, catching six passes for 133 yards . . . Had caught game-winning touchdown pass versus Fresno State with leaping, fourth-down reception in end zone that put Titans into the Cal Bowl . . . Member of "The Bomb Corps" at Fullerton, a quartet of receivers who lettered together for four years . . . Majored in communications.

PERSONAL: Single, resides in Pembroke Pines . . . Hobbies include listening to music and playing basketball . . . Lists favorite TV show as "The Cosby Show" and favorite recording artists as Prince and Michael Jackson . . . Attended Thomas Jefferson High School in Los Angeles, lettering in football, basketball and track . . . Full name is James Bouvias Pruitt, born January 29, 1964 in Los Angeles.

NFL STATISTICS

YEAR	TEAM	G-S	NO.	RECEIVING				PUNT RETURNS					
				YDS.	AVG.	LG	TD	NO.	FC	YDS.	AVG.	LG	TD
1986	Miami	16-0	15	235	15.7	27	2	11	1	150	13.6	71	1


ADDITIONAL STATS

Tackles: 3-0-3 in 1986

SINGLE-GAME HIGHS

Most Receptions: 3 vs. Buffalo, 10/12/86
 3 at Indianapolis, 10/26/86
Most Yards: 62 vs. Buffalo, 10/12/86
 35 at Indianapolis, 10/26/86
Most TD Receptions: 1, two times
Longest Reception: 27 vs. Buffalo, 10/12/86

FUAD REVEIZ



5-11 217 #7
Kicker
Born: 2/24/63
College: Tennessee
Acquired: D7, 1985
NFL: Third Season
Dolphins: Third Season

PRO: Encountered a bit of a sophomore slump in 1986 after very successful rookie season . . . Played in all 16 games . . . Led team in scoring with 94 points (eighth on AFC kickers scoring chart) . . . After only two seasons stands fifth on Miami's all-time scoring list with 210 points (36 FGs, 102 PATs) . . . Converted 14 of 22 field goal attempts and 52 of 55 PAT tries in '86 . . . His 52 successful PATs were the most in the NFL last season and second-most in a single season in Dolphin history (record is 66 by Uwe von Schamann in 1984) . . . Hit career-long 52-yard field goal at Buffalo (11/16) as first half ended . . . Struggled early in '86 but came on late in year . . . Was perfect in last five games of season (1/1 FG, 6/6 PAT vs. Jets; 0/0, 2/2 vs. Atlanta; 1/1, 4/4 vs. New Orleans; 1/1, 4/4 vs. Rams; 2/2, 3/3 vs. New England) . . . Made two of three field goal tries in both Buffalo games (22 and 36 yards on 10/12, 52 and 36 yards on 11/16) . . . Only other game in '86 where he had two FGs was against New England in season-finale (42 and 21 yards) . . . Hit six of six PATs in both games versus the Jets . . . Had first blocked field goal try in pros against Buffalo (11/16) . . . Pulled quadricep muscle in '86 mini-camp, continued to be bothered by injury somewhat in training camp . . . Enjoyed tremendous first season and was named Dolphin Rookie of the Year in 1985 . . . Played in all 16 regular-season games and two playoff contests . . . Led team in scoring with 116 points . . . Those 116 tallies were one shy of the Dolphin single-season record of 117, set in 1971 by Garo Yepremian . . . Converted 22 of 27 field goal attempts and 50 of 52 PAT tries in '85 . . . Finished fourth in AFC and sixth in NFL in scoring (kickers only) . . . Beat out incumbent von Schamann and veteran Eddie Garcia in '85 camp . . . Named College and Pro Football Newsweekly first-team All-Pro . . . Longest field goal in regular season was 49 yards versus New England (12/16/85) . . . Also kicked 44- and 47-yard field goals in that game . . . Booted 47-yarder in dramatic win over Chicago (12/2/85) . . . Came through with 51-yard field goal in playoff contest with Cleveland . . . His 43-yard field goal with :11 left to play lifted Dolphins to 41-38 triumph over Tampa Bay (10/20/85) . . . Also booted a 47-yarder with 4:27 remaining to propel Miami past New England (12/16/85) 30-27 . . . Seventh-round draft selection, 195th overall, in 1985.

COLLEGE: Put together record-setting four-year career at University of Tennessee . . . Career totals included converting on 71 of 95 field goal attempts (74.7%) and 100 of 103 PAT tries (98.1%, including 53 straight) . . . School records included most points scored (314), most field goals kicked, most field goals attempted, highest percentage FGs made and highest percentage PATs made . . . Career field goal total is second in Southeastern Conference history, trailing Georgia's Kevin Butler by seven . . . UT career scoring record eclipsed Gene McEver's

mark of 276 set in 1931 . . . Owns NCAA record for highest percentage of successful FGs over 40 yards . . . As a senior, earned AP second-team All-SEC accolades, connecting on 20 of 23 FGs (including 20 of 21 from inside 50 yards) and successfully hitting 18 straight after an opening game miss (SEC record) . . . Played in Blue-Gray Classic and made four three-pointers . . . Junior season totals showed 17 of 26 field goals and 27 of 28 PATs for 78 points . . . Top season came in 1982 sophomore campaign, being named to AP and UPI's first-team All-SEC squads as well as being selected as the SEC's Sophomore of the Year . . . Converted 27 of 31 field goals (87.1%) and 20 of 20 PATs . . . Set NCAA records that year for most FGs over 40 yards (13/17) and most field goals over 50 yards (8/10) . . . Twice kicked five three-pointers in a single game that season, and had SEC record 60-yarder . . . '82 stats placed second in NCAA in FGs made, FGs made per game and average per attempt, and established school records for FGs attempted, FGs made, highest percentage FGs made, consecutive field goals made and highest percentage PATs made . . . As a freshman, was accurate on seven of 15 field goals and 25 of 25 PATs . . . Was on way to attend junior college in California when contacted by Vols head coach Johnny Majors a week before classes started . . . Credits success to famed former Vol kicking coach George Cafego . . . Played a bowl game in all four seasons (Garden State, Peach, Citrus and Sun) . . . Majored in cultural studies.

PERSONAL: Married to Gayle (3/17/84), couple resides in Miami . . . Worked as a sports reporter for WLTV-TV (Spanish, Channel 23) in Miami during the off-season . . . Provides commentary on Dolphins for WLTV every Monday night while season is in progress for third year . . . Feature subject of 1987 Dolphins' United Way commercial . . . Became American citizen on 2/11/86, the last member of his family to do so . . . Won the 1986 NFL Kickers Competition, taking home \$10,000 in the process . . . Is heavily involved in the local community . . . Has held a kicking camp for youngsters in South Dade County along with punter Reggie Roby for the last two years . . . Was color commentator for a tape-delayed broadcast of Super Bowl XX to Colombia . . . Involved with South Florida Boy Scouts, Informed Families (a drug prevention program) and the Fellowship of Christian Athletes . . . Visited a local children's hospital along with his wife last year on Christmas Eve . . . Hobbies include listening to music, history and photography . . . Lists favorite TV show as "The Cosby Show," favorite recording artist as Bruce Springsteen and favorite book as biography of Lee Iacocca . . . Attended Sunset High School in Miami, lettering in football, soccer and wrestling . . . Also played linebacker in high school, leading team in tackles as junior and senior . . . Was second-team all-state pick as a kicker his senior season and had a 60-yard FG that was the longest in Florida high school history . . . Brother, Carlos, was a kicker at Tennessee who was drafted in the 11th round by New England last spring, while another brother, Luis, is a senior kicker for Carson-Newman, an NAIA school . . . Full name is Fuad Reveiz, born February 24, 1963 in Bogota, Colombia.

NFL STATISTICS

YEAR	TEAM	G	PATs	FGs	PCT.	BLK	NET YDS.	AVG. MADE	LG	PTS.
1985	Miami	16	50/52	22/27	.815	0	761	34.6	49	116
1986	Miami	16	52/55	14/22	.636	1	463	33.1	52	94
2-YEAR TOTALS		32	102/107	36/49	.735	1	1224	34.0	52	210
PLAYOFFS		2	5/5	1/3	.333	0	51	51.0	51	8

FIELD-GOAL ACCURACY

YEAR	1-19	20-29	30-39	40-49	50-PLUS	TOTALS	PCT.
1985	0/0	8/9	5/5	9/10	0/3	22/27	.815
1986	1/1	5/5	4/6	3/8	1/2	14/22	.636
2-YEAR TOTALS	1/1	13/14	9/11	12/18	1/5	36/49	.735
PLAYOFFS	0/0	0/0	0/1	0/1	1/1	1/3	.333

KICKING SURFACES

YEAR	HOME (GRASS)	HOME PCT.	AWAY TOTAL	AWAY PCT.	AWAY GRASS	AWAY TURF	TOTALS ALL GAMES
1985	11/14	.786	12/13	.923	3/4	9/9	22/27
1986	7/12	.583	7/10	.700	2/2	5/8	14/22
2-YEAR TOTALS	18/26	.692	19/23	.826	5/6	14/17	36/49
PLAYOFFS	1/3	.333	0/0	.000	0/0	0/0	1/3

(Bold indicates FG Made)

1985 KICKING

at Houston (33,36,23); Indianapolis (22,25,52,40); Kansas City (37); at Denver (40,24,27); Pittsburgh (55,35); at N.Y. Jets (0 att.); Tampa Bay (20,43); at Detroit (0 att.); at New England (26,32); N.Y. Jets (0 att.); at Indianapolis (45,44,26); at Buffalo (22); Chicago (47,51); at Green Bay (40); New England (44,49,47); Buffalo (0 att.)
PLAYOFFS: Cleveland (51,47); New England (31)

1986 KICKING

at San Diego (0 att.); Indianapolis (27,45); at N.Y. Jets (44); San Francisco (34, 37,44); at New England (55); Buffalo (22,36,49); L.A. Raiders (0 att.); at Indianapolis (29,37); Houston (47); at Cleveland (20); at Buffalo (46,52,36); N.Y. Jets (39); Atlanta (0 att.); at New Orleans (43); at L.A. Rams (18); New England (42,21)


SINGLE-GAME HIGHS

Most Field Goals Made: 3, four times
Most Field Goal Attempts: 4 vs. Indianapolis, 9/15/85
Longest Field Goals Made: 52 at Buffalo, 11/16/86
 *51 vs. Cleveland, 11/4/86
 49 vs. New England, 12/16/85
Longest Field Goals Attempted: 55 at New England, 10/5/86
 55 vs. Pittsburgh, 10/6/85
Most PATs Made: 6 vs. N.Y. Jets, 11/24/86
 6 at N.Y. Jets, 9/21/86
Most PAT Attempts: 6 vs. N.Y. Jets, 11/24/86
 6 at N.Y. Jets, 9/21/86
 * Playoff Game

ADDITIONAL STATS

Tackles: 1 in 1985, 1 in 1986 for total of 2

REGGIE ROBY



6-2 243

Punter

#4

Born: 7/30/61

College: Iowa

Acquired: D6, 1983

NFL: Fifth Season

Dolphins: Fifth Season

PRO: In a short time has become one of the game's best punters . . . Finished second in the AFC last year with a 44.2 average (behind Colts' Rohn Stark at 45.2) . . . Had best net average in the league at 37.4 . . . Punted fewest times of any regular in AFC (56) . . . Second on all-time Miami punt chart with 240 (behind Larry Seiple at 633) . . . Owns highest career average in Dolphin history at 43.8 . . . Owner of the top four single-season averages in Miami history: 44.7 in '84, 44.2 in '86, 43.7 in '85 and 43.1 in '83 . . . Had longest punt in the NFL in 1986 — 73 yards — and did it twice: 9/28 vs. San Francisco and 10/5 at New England . . . Those punts tied Dolphin team record held by Seiple, who punted a 73-yarder vs. Pittsburgh in '71 . . . Saw action in

15 games in '86 with a rare non-appearance (first time in his career) vs. Buffalo (10/12) as Dolphins did not have to punt all afternoon . . . His game average (58.5, 4-234) vs. San Francisco shattered Miami record of 52.0, set by Seiple vs. Jets in '73 . . . Punted four times for 200 yards (50.0 average) at New Orleans (12/7) . . . Has worked on field goals and kickoffs to serve as backup to Fuad Reveiz . . . Following '86 campaign, was named honorable mention All-NFL by AP and second-team All-NFL by UPI . . . In '86 training camp, worked with Miami dietician Peggy DeMars to help control weight . . . Played in all 16 regular-season games along with two playoff contests in 1985 . . . Finished second in the league in punting . . . Named College and Pro Football Newsweekly first-team All-Pro . . . Also NEA second-team All-Pro and UPI second-team all-AFC . . . Finished 1985 with 59 punts for 2,576 yards (43.7 average) and had a long of 63 . . . Was most honored NFL punter or kicker in 1984 . . . Enjoyed banner season despite fewest punts (51) among league regulars . . . Finished second in NFL with 44.7-yard average, trailing only Kansas City's Jim Arnold at 44.9 . . . Was first in NFL in net average with mark of 38.1 . . . Many honors included NFL Alumni Kicker of the Year, AP first-team All-Pro and being selected to AFC Pro Bowl squad . . . Had six punts of 60 yards or longer . . . In rookie season, averaged 43.1 yards per punt to better George Roberts' prior team record of 42.6 (1980) . . . 43.1 mark was fourth in NFL, while 36.5 net average ranked third league-wide . . . Paced AFC with 27 kicks inside the 20 . . . Post-season honors included Pro Football Weekly and Football Digest All-Rookie Team . . . Was second alternate for Pro Bowl . . . Several times hit Superdome scoreboard overhang in warm-ups prior to Dolphin loss at New Orleans (10/2/83) . . . Suffered only blocked punt of career against the Jets (10/16/83) when Darrol Ray smothered one . . . Averaged 46.8 yards per kick, including '83 season-high 64-yarder, in 37-0 Miami shutout of Colts (11/20/83) . . . In 1983 regular-season finale, averaged 46 yards on five boots in prime time win over Jets (12/16/83) . . . Sixth round draftee, 167th player in 1983.

COLLEGE: Enjoyed record-setting career at University of Iowa . . . Considered one of greatest punters in NCAA history, led nation in punting in both junior and senior seasons . . . Overall, punted for nearly four-and-a-half miles in tenure at Iowa . . . Also handled kickoffs for Hawkeyes . . . In senior season of 1982, averaged 48.1 yards per kick while earning second-team All-America honors from UPI and NEA, and being named first-team All-Big Ten . . . Participated in East-West Shrine all-star game . . . Had best year as a junior with an NCAA record 49.8-yard average on 44 kicks . . . Received first-team All-America selection that season from AP and UPI, as well as first-team All-Big Ten honors . . . Averaged better than 50 yards a punt in eight games in '81 (59.0 vs. Northwestern) and five in '82 (55.3 vs. Michigan) . . . As a sophomore averaged 40.6 yards punting and also connected on six of nine extra points and six of 15 field goal attempts . . . Was runner-up among Big Ten punters as a freshman with 42.6-yard average, but was four punts short of qualifying for eighth place NCAA ranking . . . Was also kicker for final nine games of that '79 season, converting 22 of 25 PATs and five of 11 FGs . . . Was AP honorable mention All-American as freshman . . . Also lettered for Hawkeye baseball team in 1979 . . . Majored in communications.

PERSONAL: Married to Carla (3/31/84), couple and daughter Brittany (3/5/86) live in Miami . . . Has done charity work for Special Olympics and for the Shriners' Hospital, and also participated in national drug awareness program for NCAA . . . As only child in neighborhood, practiced punting by kicking footballs and soccer balls back and forth over family house . . . Punting concentration techniques include picking out person in end zone stands and trying to reach him . . . Is notoriously fast weight gainer and loser . . . Brother, Mike, is a minor league baseball player . . . Hobbies include playing guitar and kicking . . . Lists favorite movie as "Jagged Edge," favorite TV shows as "AII" and "Family Ties" and favorite book as "The Four Seasons" . . . Enjoys listening to the Isley Brothers and Whispers . . . Attended East Waterloo (Iowa) High School, lettering in football (punter and tight end) and baseball . . . Full name is Reginald Henry Roby, born July 30, 1961 in Waterloo, Iowa.


NFL STATISTICS

YEAR	TEAM	G	NO.	YDS.	AVG.	TB	IN20	LG	BLK.	FC	NET
1983	Miami	16	74	3188	43.1	11	27	64	1	13	36.5
1984	Miami	16	51	2281	44.7	10	15	69	0	13	38.1
1985	Miami	16	59	2576	43.7	8	19	63	0	6	34.7
1986	Miami	15	56	2476	44.2	9	13	73	0	15	37.4
4-YEAR TOTALS		63	240	10521	43.8	38	74	73	1	47	36.8
PLAYOFFS		6	24	947	39.5	1	9	62	0	8	35.9

ADDITIONAL STATS

Rushing: 2 for -8 yards, long 0 in 1986

DONOVAN ROSE



6-1 190 #26
Safety
Born: 3/9/57
College: Hampton Institute
Acquired: FA, 1986
NFL: Third Season
Dolphins: Second Season


PRO: Played in 12 games in '86 with two starts in initial season with Dolphins . . . Joined team as a free agent after impressive training camp . . . Spent majority of season as backup to Bud Brown at free safety . . . Got starting call two straight weeks, versus Buffalo (10/12) and the Raiders (10/19) . . . Finished year with 22 tackles (15 solo, seven assists) . . . Tied for team lead in interceptions with two (for 63 yards) . . . Had Dolphins' longest INT return of 1986, 36 yards against Houston to set up a Miami TD . . . That interception was of Oiler QB Warren Moon, who he had faced many times while both played in the Canadian Football League . . . Missed four games while on injured reserve (Weeks 2-5) . . . Suffered sprained ankle in final pre-season game with Tampa Bay, then aggravated injury in season opener the following week at San Diego, necessitating placement on IR . . . Had a season-high four tackles plus a pass defended at Cleveland . . . Broke up five passes in all in '86 . . . Had only other interception of season in start versus Bills . . . Before joining Dolphins spent five seasons in the CFL (1981-85), primarily as a cornerback . . . Played for Hamilton in '85, intercepting six passes as team's defense set CFL record for interceptions in a season (46) . . . Enjoyed best season of CFL career with Winnipeg in 1984 . . . Started all 16 games and intercepted eight passes as Blue Bombers won Grey Cup (Canada's version of the Super Bowl) . . . Had played first three seasons (1981-83) for Toronto before being dealt to Winnipeg in October, 1983 . . . Intercepted two passes for each team that season . . . Began professional career with Kansas City Chiefs in 1980 as an unheralded free agent . . . Released prior to the '80 season, later was brought back when the K.C. secondary was beset by injuries . . . Saw action in seven games for Chiefs in rookie season.

COLLEGE: Played four years (1975-78) at cornerback, safety and linebacker for Hampton Institute . . . Team's MVP as a senior, leading the defense in tackles with 120 . . . Also served as captain in '78 season . . . Earned numerous honors following senior campaign . . . All-Central Intercollegiate Athletic Association selection . . . CIAA Defensive Player of the Year . . . Second-team National Association of Intercollegiate Athletics (NAIA) All-America pick . . . All-NAIA District 19 selection . . . Also returned punts and kickoffs during career and was team's kicker for parts of two seasons . . . Holds B.S. in business management.

PERSONAL: Married to Sylvia (5/21/83), couple splits residence between Miami and Alexandria, Virginia . . . Wife spent part of '86 season as a member of the Redskinettes, Washington's cheerleaders, while attending Georgetown Law School . . . Hobbies include listening to jazz and playing backgammon and basketball . . . Lists favorite TV show as "The Cosby Show," favorite book as "The Bible" and favorite recording artist as Bob James . . . Enjoys all James Bond movies . . . Loves to work with children . . . Attended Norview High School in Norfolk, Virginia, lettering in football, basketball and track . . . Full name is Donovan James Rose, born March 9, 1957 in Norfolk, Virginia.

NFL STATISTICS								
YEAR	TEAM	G-S	TACK.	ASST.	TOTAL	INT.	YDS.	PASS DEF.
1980	Kansas City	7-0	1	0	1	0	0	0
1986	Miami	12-2	15	7	22	2	63	5
2-YEAR TOTALS		19-2	16	7	23	2	63	5

JOE ROSE



6-3 230
Tight End #80
Born: 6/24/57
College: California
Acquired: D7, 1980
NFL: Seventh Season
Dolphins: Seventh Season

PRO: Veteran sure-handed receiver was forced to sit out entire 1986 season after suffering pulled left quadriceps (leg muscle) on 8/5 (four days before first pre-season game) . . . Put on injured reserve list on 8/19 . . . Has worked very hard in off-season and looking forward to "comeback" in '87 . . . Spent part of idle time during season as sports call-in show host for Dolphin flagship station, WIOD . . . Played in all 16 regular-season games for Dolphins in 1985 . . . Finished 1985 with 19 receptions for 306 yards (16.1 average) and four touchdowns . . . Enjoyed finest game of '85 at Indianapolis (11/17) when he grabbed four aerials for 51 yards . . . Played in nine games for Dolphins in injury-plagued '84 season . . . Contributed 12 catches for 195 yards and two touchdowns . . . In 36-28 victory at St. Louis on 9/30, caught two passes for 34 yards that included spectacular 26-yard TD, literally turning full circle while ball was in the air . . . Until shoulder problem in '84, had never missed a Miami regular-season or playoff game (69 straight, all as non-starter) . . . Was team's fourth-leading receiver in '83 with 29 catches for career-best 345 yards and three TDs . . . In loss to Raiders (9/19/83), caught Dan Marino's first NFL regular-season touchdown pass . . . In return to hometown Bay Area, had season-high 53 receiving yards on four cradlings in win at San Francisco (11/6/83) . . . As in '83, was Miami's fourth-leading receiver in 1982 with 16 catches for 182 yards and two TDs . . . Both scoring catches came from Don Strock in fourth quarter of 23-17 loss at Tampa Bay (11/29/82) . . . Was on receiving end of 23 passes for 316 yards and pair of TDs in 1981 . . . In '81 AFC East title game with Buffalo, gained 69 yards on three catches . . . Had two touchdown receptions in that season's memorable 41-38 OT playoff loss to San Diego . . . Had 13 catches for 149 yards as a rookie in 1980, with only TD nullified by holding penalty against Jets . . . Seventh round draftee, 185th player in 1980.

COLLEGE: Four-year player for University of California . . . Caught 63 passes for 755 yards and four touchdowns in career at Berkeley.

104


. . . Was voted Outstanding Offensive Player in East-West Shrine Game, teaming with Brigham Young QB Marc Wilson for seven receptions for 102 yards . . . Became full-time starter as a senior and earned second-team All-Pac 10 honors with 49 catches for 567 yards and four cores (sixth in conference) . . . Caught four balls for 52 yards in 1978 junior campaign after cradling nine passes for 92 yards in previous season . . . Originally recruited to Golden Bears as wide receiver, but was redshirted in 1976 to prepare for tight end transformation . . . Had only one varsity reception in freshman season of '75, but had 33 catches for 531 yards (14 for 222 yards in one game) for JV team . . . Has B.A. in social science.

PERSONAL: Married to Kelly (6/5/82), couple and son Garrin (11/25/85) reside in Ft. Lauderdale . . . Is involved in charity work for Kidney Foundation of South Florida, Mailman Center, Boy's Club of Broward County and Ronald McDonald House . . . Hobbies include fishing, playing golf, playing racquetball and watching movies . . . Lists favorite movies as "Terms of Endearment" and all Clint Eastwood films . . . Also enjoys novels by Ernest Hemmingway . . . Favorite recording artists are Sting and Kenny Loggins . . . Four-sport letterman (track, basketball, baseball and football) at Marysville (Calif.) High School . . . Full name is Joseph Harold Rose, born June 24, 1957 in Marysville, California.

NFL STATISTICS							
YEAR	TEAM	G-S	NO.	YDS.	AVG.	LONG	TD
1980	Miami	16-0	13	149	11.5	50	0
1981	Miami	16-0	23	316	13.7	50	2
1982	Miami	9-0	16	182	11.4	44	2
1983	Miami	16-0	29	345	11.9	37	3
1984	Miami	9-0	12	195	16.3	34	2
1985	Miami	16-1	19	306	16.1	42	4
6-YEAR TOTALS		82-1	112	1493	13.3	50	13
PLAYOFFS		11-0	18	260	14.4	35	2

SINGLE-GAME HIGHS
Most Receptions: 6 at Tampa Bay, 11/29/82
Most Yards: 69 vs. Buffalo, 12/19/81
Most TD Receptions: 2 at Tampa Bay, 11/29/82
Longest Receptions: 50 vs. Baltimore, 10/5/80
 50 vs. Washington, 10/18/81

ROBIN SENDLEIN



6-3 225
Linebacker #52
Born: 12/1/58
College: Texas
Acquired: Trade, 1985
NFL: Sixth Season
Dolphins: Second Season

PRO: Looking to come back to aid Dolphin linebacking corps after sitting out entire 1986 campaign on injured reserve . . . Suffered a torn medial collateral ligament in left knee in training camp on 7/22 . . . Underwent arthroscopic surgery the next day to repair damage . . . Placed on injured reserve list on 7/29 . . . Has worked very hard in rehabilitation and in off-season . . . Played in all 16 regular-season games for Dolphins in 1985 . . . Started three contests for Miami . . .

105

Aided special teams corps . . . Recorded season-high six tackles versus Houston . . . Registered three tackles against Kansas City . . . Finished 1985 with 17 first hits and two assists for total of 19 tackles . . . Played against Dolphins in the pre-season in '85, then joined team from the Minnesota Vikings in a trade for the rights to Anthony Carter . . . Ranked 10th overall on the Viking defense in '84 with 97 tackles (44-53) . . . Started first eight games of 1984 when Matt Blair was injured . . . Registered six tackles versus the Bears on 11/25/84 . . . In 1983, blocked two punts . . . Was the seventh linebacker and the 45th player picked overall in 1981 draft (second round).

COLLEGE: Three-year starter and four-year letterman at Texas . . . Was an All-Southwest Conference selection his senior year . . . Averaged 102 total tackles in each of his last three seasons . . . Played in Cotton Bowl, Astro-Bluebonnet Bowl and Sun Bowl (twice) as a member of the Longhorns . . . Majored in geology.

PERSONAL: Married to Carrie (11/30/80), couple resides in Davie with two sons, Austin (10/1/81) and Lyle (3/16/84), and daughter, Robyn (4/10/87) . . . Hobbies include hunting, fishing, playing the guitar and flying . . . Has been involved with various charitable functions in Miami area . . . Lists his favorite recording artist as Stevie Ray Vaughn . . . Attended Western High School in Las Vegas, lettering in football and baseball . . . Played both offensive and defensive tackle for Western . . . Full name is Robin Bruno Sendlein, born December 1, 1958 in Las Vegas.

NFL STATISTICS							
YEAR	TEAM	G-S	TACK.	ASST.	TOTAL	FUM. REC.	QB SACK
1981	Minn.	16-0	11	0	11	0	0
1982	Minn.	9-0	10	3	13	0	0
1983	Minn.	16-1	32	10	42	0	0
1984	Minn.	15-8	44	53	97	0	1
1985	Miami	16-3	17	2	19	0	0
1986	Miami						
5-YEAR TOTALS		72-12	114	68	182	0	1
PLAYOFFS		4-0	1	0	1	0	0

JACKIE SHIPP



6-2 236
Linebacker #50
Born: 3/19/62
College: Oklahoma
Acquired: D1, 1984
NFL: Fourth Season
Dolphins: Fourth Season

PRO: Played in all 16 games in '86, starting first 14 at left inside linebacker . . . Did not record a tackle in final two games as he was replaced in starting lineup by rookie Larry Kolic . . . Finished the season second on the team in tackles (behind John Offerdahl) with 85 (63 solo, 22 assists) . . . Also had one sack, one fumble recovery, one forced fumble and four passes defensed . . . Tied Offerdahl for Dolphins' top game defensively in '86 with 16 tackles versus Browns (11/10) . . . Registered 11 tackles against New England (10/5) and nine hits versus Raiders (10/19) . . . Playing with bruised toe, recorded seven tackles in win at the Colts (10/26) . . . Had six tackles on three different occasions . . . On 10/12, enjoyed brilliant effort against Bills with three tackles, a QB sack, pass defensed and forced fumble — all despite suffering

106

from heat exhaustion and missing most of third quarter . . . Played in all 16 games with 11 starts in 1985 . . . Finished third on team with 83 tackles (68-15) . . . Recovered two fumbles and broke up three passes . . . Registered double figures in tackles twice in 1985: 11 versus Kansas City and 10 against Detroit . . . Appeared in all 16 games as a rookie in 1984 . . . Also saw action in all three playoff contests, including Super Bowl . . . Had 10 solo tackles and two assists for total of 12 stops . . . Primarily utilized on special teams and was listed as backup at left inside linebacker on Dolphin depth chart . . . Has unique combination of strength, speed and size, bench presses 405 pounds and runs a 4.66 40-yard dash . . . Limited experience on pass coverages hindered progress in rookie season . . . Was 14th player selected in entire NFL draft as Dolphins dealt first rounder (26th selection) plus pair of third-round choices to Buffalo to acquire 14th pick.

COLLEGE: Four-year letterman and three-year starter at University of Oklahoma, finished career with 477 total tackles (nine for losses) in 248 first hits and 229 assists . . . That total of 477 tackles placed him second on Oklahoma's all-time list behind Daryl Hunt . . . Averaged an amazing 150 tackles over last three seasons, leading Sooners in that category all three years . . . Also called defensive signals for OU . . . Senior season totals showed 63 solo stops and 65 assists for 128 total tackles (four for losses) and two fumble recoveries . . . Earned several post-season honors, including NEA and Football News second-team All-America selection, and AP honorable mention All-America and first-team All-Big Eight . . . Participated in Hula Bowl and Senior Bowl (MVP) . . . Top game of '83 was 17 tackles (8 solo, 9 assists) in loss to Texas . . . Was in on 142 tackles (64-78) as a junior and had 10-or-more stops in seven of 11 games . . . Post-season junior accolades included AP honorable mention All-America selection and AP/UPI first-team All-Big Eight . . . Against Texas in '82, contributed 21 tackles, three short of school record . . . Had 17 tackles in games with USC and Nebraska and was Big Eight Defensive Player of the Week for 14-tackle effort versus Iowa State . . . Statistically, best season came as sophomore in 1981 with 182 total tackles on 105 solos and 77 assists . . . Total of 182 represented most tackles at OU in single year since defensive stats began to be kept in 1969 . . . Had fantastic final four games of 1981 with 21 tackles versus Kansas State, 23 against Missouri, 21 in game with Nebraska and 16 against Oklahoma State . . . In reserve role as a freshman, collected 25 total tackles (16-9) . . . Majored in business.

PERSONAL: Single, lives in Miami Lakes . . . Hobby is playing dominoes . . . Lists favorite TV show as "The A Team" and favorite book as "Kill Bubba, Kill" . . . Attended Donart High School in Stillwater, Oklahoma, lettering in football, baseball and track . . . Father is head of student corrections and minority affairs at Oklahoma State while mother is state's administrator for vocational schools . . . Full name is Jackie Renardo Shipp, born March 19, 1962 in Muskogee, Oklahoma.

NFL STATISTICS							
YEAR	TEAM	G-S	TACK.	ASST.	TOTAL	FUM. REC.	QB SACK
1984	Miami	16-0	10	2	12	0	0
1985	Miami	16-11	68	15	83	2	0
1986	Miami	16-14	63	22	85	1	1
3-YEAR TOTALS		48-25	141	39	180	3	1
PLAYOFFS		5-2	10	2	12	0	0

ADDITIONAL STATS

Interceptions: 1 for 7 yards in 1985
Forced Fumbles: 1 in 1986
Passes Defensed: 3 in 1985, 4 in 1986 for total of 7




DOLPHIN FACT

Heading into 1987, Miami is 41-12 (.774) when Dan Marino has started a game and thrown a touchdown pass.

107

MIKE SMITH



6-0 175 #25
Cornerback

Born: 10/24/62
College: Texas-El Paso
Acquired: D4a, 1985
NFL: Third Season
Dolphins: Third Season

PRO: Saw action as a reserve in first 14 games of 1986 before suffering right-knee injury at New Orleans (12/7) ... Put on injured reserve on 12/9 ... Had two tackles and a recovered fumble versus Saints before going out with injury ... Played very well against Jets (11/24) after Paul Lankford was injured; responded with a tackle and two passes defended ... Registered two tackles and first career QB sack against the Raiders (10/19) ... Had first three tackles of '86 versus the Jets (9/21) ... Finished 1986 with 11 tackles (10 solo), two passes defended, a sack, fumble recovery and fumble forced ... Put on waivers by Dolphins on 10/7/85, but recalled to active list on 11/13 ... Aided Dolphins when injuries sidelined defensive back corps ... Played in seven regular-season games and one playoff contest for Miami in 1985 ... Ace special teams performer ... Finished 1985 with three tackles ... Had two versus Denver (9/29) and one against Buffalo (12/22) ... Drafted in the fourth round, 91st pick overall in 1985.

COLLEGE: Played four seasons at Texas-El Paso ... Won starting cornerback job in sophomore season ... Career totals included 46 solos and 45 assists for 91 total stops, plus three tackles for loss, two fumble recoveries, three interceptions, five passes broken up and two quarterback sacks ... As a senior, chipped in with 29 stops (18-11) plus an interception ... Junior year stats showed 22 tackles after registering 20 hits with two interceptions as a 1982 sophomore ... Also credited with 20 tackles in freshman campaign to go along with one QB drop ... Was a member of the UTEP track team and finished fourth in the long jump in the '83 Western Athletic Conference meet ... Majored in physical education.

PERSONAL: Single, lives in Miami Lakes ... Hobbies include basketball, skating, poetry, karate and weightlifting ... Lists favorite TV show as "The Twilight Zone" and favorite movie as "Enter The Dragon" ... Enjoys listening to Bobby Bland ... Attended Booker T. Washington High School in Houston, lettering in football, track and basketball ... After football, is considering a career in police work ... Full name is Michael Wayne Smith, born October 24, 1962 in Houston.


NFL STATISTICS

YEAR	TEAM	G-S	TACK.	ASST.	TOTAL	FUM. REC.	PASS DEF.
1985	Miami	7-0					
1986	Miami	14-0	3	0	3	0	0
2-YEAR TOTALS		21-0	13	1	14	1	2
PLAYOFFS		1-0	0	0	0	0	0

ADDITIONAL STATS

Sacks: 1 in 1986
Forced Fumbles: 1 in 1986

BRIAN SOCHIA



6-3 274 #70
Nose Tackle

Born: 7/21/61
College: NW Oklahoma St.
Acquired: FA, 1986
NFL: Fifth Season
Dolphins: Second Season

PRO: Joined Dolphins late in '86 campaign (11/12) to back up at nose tackle when Bob Baumhower went on injured reserve ... Saw action in six games as a reserve, finishing with four tackles (all solo) and a sack ... First tackle in Dolphin uniform came versus the Jets (11/24) ... Was released by Houston on 11/3 after holding out and not signing with Oilers until 10/21 ... Received two-week roster exemption from the league and was waived by Oilers when his exemption was up ... Played in all 16 games in '85 for Houston, mostly as a backup ... Really has impressed Dolphin coaches with work habits in off-season ... Recorded 25 tackles (15 solo, 10 assists) in addition to a sack and forced fumble in '85 ... Played in all 16 games in '84, starting three ... Made 41 tackles and three 1/2 sacks ... Spent first four weeks of 3 rookie season on injured reserve with a knee injury ... Following activation, played in remaining 12 games, starting 10 ... Had 55 tackles (45-10) and three QB sacks ... Statistically, best game of career came against Cincinnati on 11/20/83 as he had 10 tackles (nine solo) ... Selected to Pro Football Weekly's All-Rookie Team in '83 ... Originally signed as a free agent by the Oilers before '83 season.

COLLEGE: Four-year starter for Northwestern Oklahoma State (1979-82) ... Named All-Oklahoma Intercollegiate Council and All-District IX following junior and senior seasons ... Also earned honorable mention All-America status in senior year after posting career-best 198 tackles (78 solo, 114 assists) and six sacks ... Earned a B.S. in biology and law enforcement.

PERSONAL: Married to Sherri (9/3/84), couple splits residence between Pembroke Pines and Laverne, Oklahoma ... Attended St. Lawrence High School in Brasher Falls, New York, lettering in football and lacrosse ... Likes "action" movies and spent off-season "working out for 1987" ... Does charity work for the Ronald McDonald House ... Lists favorite recording artists as Bryan Adams and Heart ... Enjoys hunting, target shooting, fishing and reloading cartridges in his spare time ... Full name is Brian John Sochia, born July 21, 1961 in Massena, New York.

NFL STATISTICS

YEAR	TEAM	G-S	TACK.	ASST.	TOTAL	FUM. FOR.	QB SACK
1983	Houston	12-10	45	10	55	1	3
1984	Houston	16-3	16	25	41	0	3½
1985	Houston	16-0	15	10	25	1	1
1986	Miami	6-0	4	0	4	0	1
4-YEAR TOTALS		50-13	80	45	125	2	8½



DOLPHIN FACT

The Dolphins have a 43-10 (.811) record over the past five seasons in games which they have at least one interception.

DWIGHT STEPHENSON



6-2 258 #57
Center
Born: 11/20/57
College: Alabama
Acquired: D2, 1980
NFL: Eighth Season
Dolphins: Eighth Season

PRO: Considered "best in the business" at his position . . . Had another outstanding year in 1986 as he started all 16 games . . . Named as the AFC's starting center for the Pro Bowl (was unable to participate in game) . . . Was fifth consecutive year he had been selected (last four as a starter) . . . Named to All-NFL teams of AP (first team), Sports Illustrated, The Sporting News, Newspaper Enterprise Association, Pro Football Writers Association, Football Digest and Pro Football Weekly . . . Also was on the All-AFC squads of UPI (first-team), Football News and Pro Football Weekly . . . Chosen AFC Offensive Lineman of the Year in 1986 by the NFLPA and USA Today . . . Anchored the Dolphin offensive line which allowed the fewest sacks in the league (17) for the fifth straight year . . . Named team's Outstanding Offensive Lineman for fifth straight season . . . Serves as team's offensive captain . . . Leads by example, is looked up to by other players on squad . . . Can bench press 425 pounds, a direct result of great work habits off the field . . . Heading into 1987, has played in 105 straight regular-season games with 78 consecutive starts (both team highs) . . . Has not missed a game since turning pro (116 including playoffs) . . . Once again is Miami's nominee for NFL Lineman of the Year in '87 . . . Named 1985's Miller Lite/NFL Man of the Year for his work in charity and community projects (first Dolphin player to win award since its inception in 1970) . . . Named to the AP, NEA, Sports Illustrated, Sporting News, Pro Football Weekly and PFWA All-NFL squads in '85 . . . UPI and Football News All-AFC pick . . . NFLPA/USA Today AFC Offensive Lineman of the Year . . . Started all games for Dolphins in 1985 despite playing with broken bone in his leg for most of season . . . Started all 16 games (plus three in playoffs) in 1984 . . . Was named first-team center on virtually every post-season all-star team . . . NFLPA/USA Today Offensive Lineman of the Year, AFC Pro Bowl starter and AP first-team All-Pro . . . A quick, strong blocker, became full-time starter in 12th game of 1981 season . . . In '83, really emerged as NFL's best at center position, starting in all 17 games and earning many honors that included NFLPA Offensive Lineman of the Year, AFC Pro Bowl starter and AP first-team All-Pro . . . Started all 13 games in 1982 regular and post-season as Dolphins reached Super Bowl XVII . . . Was selected to play in Pro Bowl that season . . . First NFL start came in '81 after regular center Mark Dennard suffered torn calf muscle in season's 11th game . . . Miami posted 4-1 record in those final five games and captured AFC East title . . . Participated in all 16 games in rookie campaign of 1980 . . . Second round draftee, 48th player in 1980 (third center).

COLLEGE: Enjoyed outstanding career at University of Alabama . . . Was a three-time All-Southeastern Conference selection . . . Called the "greatest center I have ever coached" by the late Paul "Bear" Bryant . . . Helped Crimson Tide to three consecutive Sugar Bowl victories over Ohio State, Penn State and Arkansas . . . During final two seasons at 'Bama, team won 21 straight games and national championships in 1978 and '79 . . . As a senior, was a finalist for Lombardi Award, given annually to nation's outstanding lineman . . . Participated in both Senior Bowl and East-West Shrine game . . . Earned Football News first-team All-America honors . . . AP and UPI second-team All-America selection . . . Had been switched from defensive end to center as a sophomore . . . Majored in social welfare.

PERSONAL: Married to Dinah (2/27/82), couple lives in Miami Lakes with sons Dwight, Jr., (9/11/84) and Dwayne (1/22/87) . . . Along with teammate Don McNeal, received Silver Medal of Valor from Miami-Dade Police Department (9/23/84) in recognition of efforts to catch three burglars responsible for over 30 break-ins in Miami area in June, 1983 . . . Award was highest that can be bestowed upon a civilian . . . Is prominently involved in charity work in South Florida, including efforts for Baby House (cerebral palsy), Boy Scouts and sickle cell anemia . . . Was honored in 1985 as "Man of the Year" in hometown of Hampton, Virginia . . . Hobbies include fishing and weightlifting . . . Lists favorite TV show as "The Jeffersons," favorite movie as "Enter the Dragon" and favorite book as biography on Martin Luther King . . . Attended Hampton (Va.) High School, lettering in football and basketball . . . Played center (all-state) and defensive tackle for 1975 state champions . . . Full name is Dwight Eugene Stephenson, born November 20, 1957 in Murfreesboro, North Carolina.

NFL STATISTICS

GAMES/STARTS: 1980: 16/0, 1981: 16/5 (P-1/0), 1982: 9/9 (P-4/4), 1983: 16/16 (P-1/1), 1984: 16/16 (P-3/3), 1985: 16/16 (P-2/2), 1986: 16/16 **7-YEAR TOTALS: 105/78 (P-11/10)**

DON STROCK



6-5 225 #10
Quarterback
Born: 11/27/50
College: Virginia Tech
Acquired: D5, 1973
NFL: 14th Season
Dolphins: 14th Season

PRO: Veteran backup signal caller is ranked fourth on the all-time Dolphin passing list (375 of 665 for 4,499 yards, 39 TDs and 36 INTs) . . . Needs only 501 yards to reach the 5,000-yard mark for his career . . . Moved into second place on Dolphin career percentage list at 56.4 in 1986 (just ahead of Bob Griese at 56.2 and behind Dan Marino at 60.9) . . . Played in all 16 games in '86 (most as a holder for conversions and field goals) . . . Also worked a bit in practice as a backup punter . . . Spelled Marino in loss to 49ers (9/28) and was eight of 12 for 82 yards and a TD . . . Was three of five for 33 yards and a TD in season's first game, at San Diego (9/7) . . . Saw action late in win over the Jets (11/24), completing all three passes for 37 yards, including a 21-yard aerial to Nat Moore for Moore's 500th career reception . . . Finished 1986 with stats of 14 of 20 (70.0) for 152 yards, two TDs no interceptions and an impressive 125.4 rating . . . Also saw action in all 16 games in '85 and teamed up with Mark Duper for the longest completion of Strock's career (67 yards) versus Houston on 9/8/85 . . . Finished 1985 seven of nine for 141 yards, 1 TD and no interceptions . . . Played in all 16 games (plus three post-season games, two briefly at QB) in 1984, being used as the holder on all placement kicks and as a backup quarterback . . . In regular-season play at QB in '84, connected on four of six attempts for 27 yards . . . Missed all of '83 training camp as contract hold-out before signing one day after opening game (9/5/83) . . . In 15 games (two starts), completed 34 of 52 for 403 yards (65.4), four TDs and a QB efficiency rating of 106.7 . . . In first QB action of season (12/4/83), replaced injured Dan Marino in fourth quarter at Houston and pitched out to Tony Nathan for winning TD on first play in game . . . Started last two regular-season games, guiding team to

wins over Atlanta (18 of 22 for 229 yards) and N.Y. Jets (16 of 30 for 174 yards) . . . In that Falcon contest, connected on 11 of 11 in first half, and 81.8% completion rate in game was fourth best in club history . . . Saw limited playing time in strike-shortened 1982 season, completing 30 of 55 for 306 yards . . . Helped Dolphins beat Jets (12/18/82) by completing six of six passes for 53 yards to set up winning 47-yard field goal by Uwe von Schamann with three seconds left in game . . . In 1981, hit on 79 of 130 passes (60.1) for 901 yards, including key relief appearances in wins over Houston, Philadelphia and Kansas City to help propel Miami to AFC East title . . . Relieved David Woodley five times in '81 (once due to injury) and had one start versus Buffalo . . . Best remembered Dolphin performance came on 1/2/82 in playoff game versus San Diego . . . Entered game with Dolphins trailing 24-0 in second quarter and completed then-club record 29 passes in 43 attempts for 403 yards and four touchdowns (Miami lost 41-38 in OT) . . . Highlight of 1980 campaign was keying late rally from nine-point deficit to defeat Cincinnati 17-16 . . . Suffered concussion in sixth game of '80 and played only a half over remainder of season . . . In 1979, quarterbacked the equivalent of three-and-a-half games and produced 109 points (31.1 per game) . . . Had been a free agent following both 1979 and '80 seasons . . . Enjoyed productive year in 1978 with 72 completions in 135 attempts for 825 yards and 12 scores . . . Started first seven games of '78, connecting on 65 of 125 attempts for 10 touchdowns as Dolphins posted 5-2 record in that span . . . Originally began holding duties in 1978 and had TD pass to Vern Den Herder on fake field goal attempt against Baltimore . . . Played sparingly in 1976 and '77, completing 23 of 51 passes during those two seasons . . . Started three games in 1975 and first NFL start came on 12/7/75 with both Bob Griese and Earl Morrall injured . . . Connected on 12 of 15 passes (including 11 in a row) and two touchdowns to beat Buffalo 31-21 in that game . . . Spent entire 1973 season on taxi squad . . . Fifth round draftee, 111th player in 1973 (seventh quarterback).

COLLEGE: Had outstanding career in pass-oriented offense at Virginia Tech . . . Overall, completed 628 passes in 1,174 attempts (53.5) for 8,857 yards . . . Led nation in passing as a senior, connecting on 228 of 427 (53.4) for 3,243 yards and 16 touchdowns . . . Those numbers included 34 of 53 performance for 527 yards against Houston . . . Was voted Most Outstanding Offensive Player in Blue-Gray Classic and also participated in Hula Bowl . . . Holds B.S. in distributive education.

PERSONAL: Married to Debby (2/17/79), couple resides year-round in Miami Springs . . . Godfather of Dan Marino's one-year-old son . . . Charity-wise, is involved in March of Dimes, Boy's Club, Multiple Sclerosis, Fair Haven (elderly) Foundation and Juvenile Diabetes . . . Hobby is playing golf . . . Lists favorite TV show as "Moonlighting," favorite movie as "The Wizard of Oz" and favorite book as "The Other Side of Midnight" . . . Enjoys listening to Hall and Oates . . . Played with brother, David, at Virginia Tech . . . Attended Owen J. Roberts High School in Pottstown, Pennsylvania, lettering in football, basketball and baseball . . . Full name is Donald Joseph Strock, born November 27, 1950 in Pottstown, Pennsylvania.

NFL STATISTICS										
YEAR	TEAM	G-S	ATT.	COMP.	YDS.	PCT.	TD	INT.	LG	TKLD.
TAXI SQUAD										
1973										
1974	Miami	1-0	0	0	0	0	0	0	0	0/0
1975	Miami	6-3	45	26	230	57.8	2	2	25	3/29
1976	Miami	4-1	47	21	359	44.7	3	2	53t	4/41
1977	Miami	4-0	4	2	12	50.0	0	1	9	0/0
1978	Miami	16-7	135	72	825	53.3	12	6	57	9/73
1979	Miami	16-4	100	56	830	56.0	6	6	53	2/22
1980	Miami	16-2	62	30	313	48.4	1	5	33	5/49
1981	Miami	16-1	130	79	901	60.1	6	8	52	6/45
1982	Miami	9-0	55	30	306	54.5	2	5	43	2/5
1983	Miami	15-2	52	34	403	65.4	4	1	47	3/30
1984	Miami	16-0	6	4	27	66.7	0	0	12	0/0
1985	Miami	16-0	9	7	141	77.7	1	0	67t	0/0
1986	Miami	16-0	20	14	152	70.0	2	0	21	0/0
13-YEAR TOTALS		151-20	665	375	4499	56.4	39	36	67t	34/294
PLAYOFFS		*6-0	62	38	551	61.3	4	3	50t	2/19

*Only includes games played at quarterback

ADDITIONAL STATS

Rushing: 11 for -7 yards in 1974; 6 for 38 yards, long 18, 1 TD in 1975; 2 for 13 yards, long 11, 1 TD in 1976; 10 for 23 yards, long 12 in 1978; 3 for 18 yards, long 11 in 1979; 1 for -3 yards in 1980; 14 for -26 yards, long 9 in 1981; 3 for -9 yards, long 0 in 1982; 6 for -16 yards, long -2 in 1983; 2 for -5 yards, long 0 in 1984; 2 for -6 yards, long -3 in 1985; 1 for 0 yards in 1986 for total of 61 for 20 yards, 0.3 avg., long 18, 2 TDs

STROCK'S STARTING CALLS


YEAR	ATT.	COMP.	YDS.	PCT.	TD	INT.	LONG	TKLD.
1975								
W	15	12	99	80.0	2	0	17	0/0
L	18	7	90	38.9	0	1	25	1:1
	6	4	20	66.7	0	0	14	2:18
1976								
W	22	11	219	50.0	2	1	53t	1:12
1978								
L	23	10	108	43.5	1	2	24	1:12
W	20	13	151	65.0	3	0	57	2:15
W	14	7	97	50.0	1	0	37	1:9
L	17	6	76	35.3	0	3	22	2:15
W	21	12	144	57.1	2	1	46t	0:0
W	20	12	134	60.0	2	0	34	1:4
W	10	5	33	50.0	1	0	19	1:9
1979								
W	17	12	207	70.6	0	0	53	1:11
	6	3	50	50.0	1	0	29t	0:0
	12	3	62	25.0	0	2	30	1:11
L	41	26	322	63.4	1	2	38	0:0
1980								
	21	10	75	47.6	0	0	17	1:11
L	7	3	16	42.9	0	2	7	1:5
1981								
L	44	26	245	59.1	1	4	22	2:20
1983								
V	22	18	229	81.8	2	0	47	0:0
V	30	16	174	53.3	2	1	29	3:30

Was replaced at halftime trailing Denver 10-0; was replaced at halftime leading San Diego 21-7; was injured in second quarter at Baltimore tied 7-7; was replaced at halftime trailing New England 17-13; was replaced at halftime trailing Atlanta 7-3; was injured in second quarter at New England trailing 10-0.

SINGLE-GAME HIGHS

Most Pass Attempts: 44 at Buffalo, 10:12 81
Most Pass Completions: 26 vs. N.Y. Jets, 12:15 79
 26 at Buffalo, 10:12 81
Most Yards Passing: 322 vs. N.Y. Jets, 12:15:79
Most TD Passes: 3 at Baltimore, 9:10 78
Most Interceptions: 4 at Buffalo, 10:12 81
 4 at Tampa Bay, 11:29:82
Best Percentage: 81.8 vs. Atlanta (18 of 22), 12/10/83
Longest Completion: 67t (to Mark Duper) at Houston, 9:8:85

REYNA THOMPSON



5-11 194 #24
Cornerback
Born: 8/28/63
College: Baylor
Acquired: D9, 1986
NFL: Second Season
Dolphins: Second Season

PRO: Will be given every opportunity to win a starting job in 1987 after most impressive '86 rookie season . . . Possesses all the tools

for success — speed (4.4 in the 40), good quickness and intelligence . . . Lots of his potential is still untapped . . . "Cornerback of the future" for Dolphins . . . Came out of nowhere as a low-round draft choice to get starting call for final four games of 1986 after left cornerback Paul Lankford went out for the season in a Week 12 win over the Jets . . . Played in all 16 games . . . First NFL start came against Atlanta on 11/30 . . . Recorded three tackles in 20-14 loss to Falcons . . . Also made three stops at Cleveland and New Orleans . . . Recorded season-high four tackles versus Houston and the Rams . . . Had 27 tackles (23-4), two forced fumbles and five passes defended over the course of his rookie year . . . Given game ball after 34-24 win at Buffalo (11/16) in which he made two tackles and knocked down two passes . . . Also saw extensive action on Dolphins' punt and kickoff coverage units . . . Named Outstanding Special Teams Player for 1986 by WIOD Radio . . . Had off-season shoulder surgery (3/27/87), missed team's May mini-camp as arm was still in a sling . . . Told on 8/17/86 that he was going to be released in two days (cut to 60), flew home to Dallas . . . Awakened following morning by 6 a.m. 'phone call from Miami head coach Don Shula who had reconsidered and wanted to take a longer look . . . Rejoined team and survived final two cuts to make squad . . . Ninth-round draft choice, 240th player in 1986.

COLLEGE: Won three letters for Bears after walking on from Baylor track team (four varsity letters) . . . Played both safety and cornerback in career . . . Used extensively as a nickel back . . . Spent much of 1985 season as a backup at right cornerback, but moved into starting lineup for final four games . . . In '85, had 23 total tackles (16 solo), one interception, two passes broken up and one fumble recovery . . . Top game of season came versus Rice, when he had five tackles and an interception . . . Made 25 tackles (18 solo) in '84 . . . Was a top special teams player early in career . . . Broke the Southwest Conference record in the high hurdles in the spring of 1986, running a 13.3 . . . Member of Baylor's third-place 400-relay team at 1985 NCAA Championships . . . Holds B.A. in communications.

PERSONAL: Single, splits residence between North Miami Beach and Dallas . . . Hobbies include listening to music and running hurdles . . . Lists favorite movie as "A Soldier's Story," favorite TV show as "Cheers," favorite book as "Three Faces of Eve" and favorite recording artist as Prince . . . Attended Jefferson High School in Dallas, lettering in football and track . . . Held fastest high school high hurdles time in the nation as a senior (13.40) . . . Won district, city, regional and state meets . . . Named a high school All-American in track . . . Full name is Reyna Onald Thompson, born August 28, 1963 in Dallas.

NFL STATISTICS							
YEAR	TEAM	G-S	TACK.	ASST.	TOTAL	INT.	PASS FOR. DEF.
1986	Miami	16-4	23	4	27	0	2 5

TOM TOTH



6-5 275 #76
Tackle
Born: 5/23/62
College: Western Michigan
Acquired: FA, 1986
NFL: Second Season
Dolphins: Second Season

PRO: Signed by the Dolphins last season on 9/9 following release by

New England on 9/1 . . . Saw action in 13 games (no starts) as a reserve offensive lineman . . . With his height, also was used on PAT and FG block units . . . Dolphin coaches like his size and potential . . . Was last offensive lineman cut by the Patriots . . . Spent entire 1985 campaign on New England's injured reserve list . . . Place on IR on 9/15/85 after suffering right ankle injury in rookie scrimmage with Redskins on 7/26 . . . Practiced with New England last half of '85 season . . . Fourth-round draft choice (102nd overall) of New England in 1985.

COLLEGE: Played three years (1982-84) for Western Michigan after sitting out redshirt season in 1981 . . . Suffered broken arm the week before first collegiate game, forcing him out for seven weeks . . . Returned for WMU's Homecoming Game wearing a cast, but broke his arm in the same place six plays into that game . . . Dominated play in Mid-American Conference as a senior after missing first, fourth and fifth games due to minor knee injury . . . Named an honorable mention All-American by AP in '84 . . . WMU co-captain as a senior . . . Named as team's offensive player of the year (Dolphin LB John Offerdahl was defensive player of the year) in '84 . . . Saw some action at guard . . . Majored in business management.

PERSONAL: Married to Gail (6/13/86), the couple splits residence between Miami Lakes and Chicago . . . Hobbies include fishing and playing golf . . . An avid weightlifter, he enjoys all sports . . . Involved with the March of Dimes . . . Spend part of off-season playing in a softball league in Chicago . . . Lists favorite movie as "The Blues Brothers," favorite TV show as "Cheers" and likes "all" Stephen King novels . . . Father, Robert, played guard for Xavier University (Cincinnati) from 1952-55 . . . Attended Carl Sandburg High School in Orland Park, Illinois . . . Was an honorable mention all-state selection as a senior . . . Full name is Thomas Jeffrey Toth, born May 23, 1962 in Blue Island, Illinois.

NFL STATISTICS

GAMES/STARTS: 1986: 13/0

T.J. TURNER



6-4 275 #95
Defensive End
Born: 5/16/63
College: Houston
Acquired: D3, 1986
NFL: Second Season
Dolphins: Second Season

PRO: Coming off impressive rookie season which saw him get better and better with each game . . . Played in all 16 games, starting 15 at left defensive end . . . Did not start Raiders game (10/19) after not practicing much that week due to a calf injury . . . Was replaced by Doug Betters in starting lineup but did see action as a reserve . . . Was held without a tackle by Raiders for only time in '86 . . . Was Miami's eighth-leading tackler overall, top hit-man among the linemen, with 53 stops (47 solo), two sacks, a fumble recovery and two forced fumbles . . . Joined John Offerdahl, Larry Kolic and Reyna Thompson as four Dolphin rookie starters in season's last two games . . . Enjoyed best game of first NFL season versus Jets (11/24) with first two sacks of career, two forced fumbles, a recovered fumble and three tackles . . . Registered season-high seven tackles each versus Atlanta (11/30) and hometown Oilers (11/2) . . . Had five tackles each versus Colts (9/14)

and at Patriots (10/5) . . . Named to the UPI All-Rookie Team . . . Named Dolphins' Outstanding Defensive Lineman for '86 by South Florida media . . . Replaced Mack Moore at starting left end midway through training camp . . . Miami's third-round pick (81st overall) in '86 NFL draft.

COLLEGE: Four-year starter for Houston Cougars . . . Finished career with total of 294 tackles (185 solo) and 30 QB sacks . . . Had outstanding junior season, helping team to Cotton Bowl . . . Consensus first-team All-Southwest Conference selection . . . Also named as an honorable mention on the AP and UPI All-America teams . . . Despite constant double-teaming, put together 23 tackles for loss, including 11 quarterback sacks . . . Top performance in '84 was versus Baylor when he was in on 18 tackles (11 solo), including three tackles for losses of 14 yards . . . Amassed 105 total tackles in '84 . . . Numbers fell off slightly as a senior . . . Had 75 total tackles to go with eight sacks . . . Best effort in '85 came against Texas with six solo stops and eight assisted tackles . . . A first-team All-SWC selection by UPI as a senior . . . Participated in both Hula Bowl and Blue-Gray Classic . . . Had 52 tackles in 1982, the most by a freshman in Houston history . . . 1983 second-team All-SWC pick by AP . . . One of most popular players on Houston squad, a near-unanimous choice of teammates for 1985 co-captain . . . Only fifth freshman to start at defensive tackle in Bill Yeoman's 23 seasons, and his 260 minutes in '82 was the most played by a freshman in Yeoman's tenure . . . Majored in therapeutic recreation.

PERSONAL: Married to Kathy (7/15/84), who is expecting in August, couple splits residence between Miami Lakes and Lufkin, Texas with daughter Tiffany (7/18/84) . . . Enjoys working with children . . . Got involved with Miami's "Say No to Drugs" program in off-season . . . Hobbies include listening to music, fishing and playing racquetball . . . Lists favorite movie as "Poltergeist" and favorite recording artist as Michael Jackson . . . Picked up nickname T.J. in about the fifth grade when his mother began calling him T.J. to save time in getting him to the dinner table . . . Attended Lufkin (Texas) High School, lettering in football, basketball and track . . . State 5A shot put champion in 1982 . . . Full name is Tommy James Turner, born May 16, 1963 in Lufkin, Texas.

NFL STATISTICS

YEAR	TEAM	G-S	TACK.	ASST.	TOTAL	FUM. REC.	QB SACK	PASS DEF.
1986	Miami	16-15	47	6	53	1	2	0

ADDITIONAL STATS

Forced Fumbles: 1 in 1986



1987 DRAFT CHOICES

RD.	NO.	NAME	POS.	HT.	WT.	BIRTH-DATE	COLLEGE
1	16	John Bosa	DE	6-4	263	1/10/64	Boston College
2a	43	Rick Graf	LB	6-5	239	8/29/63	Wisconsin
2b	56	Scott Schwedes	WR	6-0	174	6/30/65	Syracuse
4	99	Troy Stradford	RB	5-9	191	9/11/64	Boston College
5	132	Chris Conlin	T	6-4	290	6/7/65	Penn State
6	155	Lance Sellers	LB	6-1	231	2/24/63	Boise State
7	182	Tom Brown	FB	6-1	218	11/20/64	Pittsburgh
8a	210	Joel Williams	TE	6-3	242	3/16/65	Notre Dame
8b	212	Mark Dennis	T	6-6	291	4/15/65	Illinois
9	237	Tim Pidgeon	LB	5-11	237	9/20/64	Syracuse
1	266	Bobby Taylor	CB	5-9	179	2/24/65	Wisconsin
	293	Terance Mann	DE	6-4	295	9/29/64	SMU
2	322	Jim Karsatos	QB	6-4	223	5/26/63	Ohio State

JOHN BOSA



6-4 263
Defensive End #97
 Born: 1/10/64
 College: Boston College
 Draft: 1, 16


COLLEGE: Three-year starter and four-year letterman for Eagles . . . Versatile, can play on either side of line as well as inside or outside . . . Used primarily at left tackle at Boston College . . . Recorded 317 tackles (205 solo), 18½ sacks, seven forced fumbles, three fumble recoveries and two passes defended in career . . . Dolphin coaches project him as an end in the pros . . . Plays the run or pass equally well . . . Mixes size, strength, speed and quickness effectively . . . Runs a 4.85 40 . . . Bench presses 470 pounds . . . Hard worker who is not afraid to mix it up . . . Enrolled at BC weighing 218 pounds and able to bench press 225 pounds . . . Had absolutely sensational senior season . . . Led BC in tackles with 125 (84 solo) . . . Also had 11 sacks, five forced fumbles, one fumble recovery, two passes defended, 22 QB pressures and 16 tackles behind the line of scrimmage . . . Named to the first-team of the All-ECAC and All-New England squads . . . Second-team All-America selection of UPI . . . Third-team All-America pick of AP . . . Also won the George "Bulger" Lowe Award as the outstanding defensive player in New England and the Harry Agganis Award as the outstanding senior player in New England . . . Penn State coach Joe Paterno and West Virginia coach Don Nehlen both said he was better than former BC nose tackle Mike Ruth (the 1985 Outland Trophy winner as college football's best lineman, now with New England) . . . Had top performance of 1986 against Wishbone offense of Army with 25 tackles (17 solo), three forced fumbles and a QB sack as BC beat the Cadets 27-20 at West Point . . . Posted two 17-tackle performances in '86 . . . Made 17 stops (12 solo) and recovered a fumble against SMU . . . Also recorded 17 tackles (10 solo) plus a QB sack versus Temple . . . Had 2½ sacks and 11 tackles (nine solo) in 27-6 win over Syracuse . . . Also credited with 2½ sacks (and 10 tackles) against Maryland . . . Served Eagles as one of three captains (Dolphins' fourth-round pick Troy Stradford was another) . . . Completely dominated in 27-24 Hall of Fame Bowl victory over Georgia, recording 12 tackles (nine solo), half a sack and a forced fumble . . . Had a sack in

each of Eagles' last five games . . . Participated in the East-West Shrine Game, posting two sacks . . . Played in shadow of Ruth as a junior . . . Team's third-leading tackler in 1985 with 104 stops (64 solo), in addition to 6½ sacks, two recovered fumbles, one forced fumble and 23 QB pressures . . . Had season-high 19 tackles (12 solo) and a sack against Army . . . Recorded 15 stops (12 solo), plus two sacks and a forced fumble at Penn State . . . Second-team All-ECAC selection in '85 . . . Also won honorable mention on AP's All-America team . . . Had 65 tackles (40 solo), a sack and a forced fumble in sophomore season of 1984 . . . Recorded season-high 11 stops and a sack in the "Miracle in Miami," a 47-45 BC win over the University of Miami . . . Made five stops and picked up a sack in 45-28 Cotton Bowl win over Houston . . . Saw action in five games in 1983, picking up 11 tackles (eight solo) . . . Redshirted by BC coaches in 1982 . . . Originally was recruited only by smaller schools such as Dartmouth in New Hampshire with Boston College jumping in late as the only Division I-A school to offer him a scholarship . . . Holds B.S. in marketing.

PERSONAL: Single, makes off-season home in Keene, New Hampshire . . . Pursued MBA degree as fifth-year senior at BC . . . Hobbies include listening to music, playing racquetball and watching old movies . . . Lists favorite movie as "It's A Wonderful Life," favorite TV show as "Miami Vice," favorite book as "The Bible" and favorite recording artists as Led Zepplin and U2 . . . Attended Keene (N.H.) High School, lettering in football, baseball and basketball . . . All-state selection, captained both football and baseball squads . . . Baseball team's MVP as a senior . . . Did not play football in junior high . . . Full name is John Wilfred Bosa, born January 10, 1964 in Keene, New Hampshire.

YEAR	G-S	TACK.	ASST.	TOTAL	QB SACK	FUM. REC.	FUM. FOR.	PASS DEF.
1983	5-0	8	3	11	0	0	0	0
1984	12-12	40	25	65	1	0	1	0
1985	12-12	64	40	104	6½	2	1	0
1986	12-12	93	44	137	11	1	5	2
TOTALS	41-36	205	112	317	18½	3	7	2

TOM BROWN



6-1 218
Fullback #36
Born: 11/20/64
College: Pittsburgh
Draft: 7, 182

COLLEGE: Two-year starter and four-year letterman for Panthers . . . Very aggressive, is known for his punishing style of blocking . . . Possesses ability to effectively catch ball coming out of the backfield . . . Helped to open holes for Charles Gladman's 1,085-yard season in 1985, the first Pitt sophomore to surpass 1,000 yards rushing since Tony Dorsett (Cowboys) in 1974 . . . Called "the ideal fullback" by Pittsburgh head coach Mike Gottfried . . . Also does a bang-up job on special teams . . . Finished third on team in rushing in 1986 . . . Rushed for 334 yards and a touchdown on 70 carries (4.8 average) . . . Had a season-high 67 yards against Navy . . . Also caught 20 passes for 138 yards . . . Got attention of scouts with nine carries for 46 yards for winning Blue squad in '86 Blue-Gray Classic . . . Took on three defen-

ders on two-yard run by Paul Palmer (Chiefs) in third quarter of game . . . Had best rushing season in '85 with 85 carries for 386 yards (4.5 average) and two TDs . . . Also had nine receptions for 71 yards as a junior . . . Best game was 53-yard performance in 24-14 win over North Carolina State . . . Was bothered by knee problems throughout first two seasons at Pitt . . . Returned some kickoffs for Panthers, posting career totals of seven for 112 yards (16.0 average) with a long of 34 yards . . . Majored in history.

PERSONAL: Single, makes off-season home in Lower Burrell, Pennsylvania . . . Older brother, John, caught game-winning pass from Dan Marino for Pitt in 1982 Sugar Bowl . . . Hobbies include photography and coin collecting . . . Lists favorite TV show as "Moonlighting" and favorite book as "The Godfather" . . . Attended Burrell High School in Lower Burrell, Pennsylvania, lettering in football, track, basketball and wrestling . . . Named all-state his senior season and all-conference three times . . . Full name is Thomas Martin Brown, born November 3, 1964 in Ridgway, Pennsylvania.

YEAR	G-S	RUSHING					RECEIVING				
		ATT.	YDS.	AVG.	LG	TD	NO.	YDS.	AVG.	LG	TD
1983	6-0	10	34	3.4	8	0	2	9	9.0	9	0
1984	4-1	12	48	4.0	10	0	2	18	9.0	12	0
1985	11-11	85	386	4.5	20	2	9	71	7.9	15	0
1986	10-9	70	334	4.8	29	1	20	138	6.9	23	0
TOTALS	31-21	177	802	4.5	29	3	33	236	7.2	23	0

CHRIS CONLIN



6-4 290
Tackle #67
Born: 6/7/65
College: Penn State
Draft: 5, 132

COLLEGE: Three-year starter and four-year letterman for Nittany Lions . . . Excellent pass blocker who spent much of college career at strong-side tackle . . . Dolphin coaches feel he has the quickness to be utilized at guard . . . Started 11 of 12 games in 1986, missing the Maryland game with a knee injury . . . Nominated for Outland Trophy following '86 campaign . . . All-America selection of Football Writers of America . . . Had top performance of senior season in 14-10 win over Miami (Fla.) in Fiesta Bowl as Penn State captured 1986 national championship . . . Held Hurricane DE Danny Stubbs to only two assisted tackles . . . Also delivered a punishing block on Miami LB Winston Moss (knocking him out of game for three series) on four-yard TD run by QB John Shaffer . . . PSU coaches graded him out at 88% for the season . . . Started first nine games of 1985 before suffering sprained knee which caused him to miss final two contests of season, Notre Dame and Pittsburgh . . . Did come back to start in Orange Bowl loss to Oklahoma . . . Started all 11 games in sophomore season of 1984 . . . Saw action in five games as a freshman . . . Played some guard in '83 . . . Moved to defensive tackle against Washington in the Aloha Bowl, recording four tackles . . . Majored in health education.

PERSONAL: Single, makes off-season home in Glenside, Pennsylvania . . . Carries nickname of "Buck" . . . Has brother, Craig, who is a junior on the LaSalle College (Pa.) basketball team and has been

two-year starter for Explorers . . . Hobbies include playing the drums and participating in sports other than football . . . Lists favorite movies as "Animal House" and "Revenge of the Nerds," favorite TV shows as "Magnum P.I." and "Cheers" and favorite recording artists as The Rolling Stones . . . Attended Bishop McDevitt High School in Glenside, Pennsylvania, lettering in football, indoor track and baseball . . . Won all-state honors as team captured Philadelphia Catholic League title his senior year . . . Participated in Big 33 Game following his senior season . . . Full name is Christopher Howard Conlin, born May 7, 1965 in Philadelphia.

COLLEGE STATISTICS

GAMES/STARTS: 1983: 5/0, 1984: 11/11, 1985: 10/10, 1986: 11/11 **TOTALS:** 37/32

MARK DENNIS



6-6 291 #74
Tackle
Born: 4/15/65
College: Illinois
Draft: 8b, 212

COLLEGE: Three-year starter and four-year letterman for Illini . . . Pass blocking is his specialty . . . Did not give up a sack in final 24 games of his college career . . . Rarely misses an assignment . . . Possesses good strength and speed . . . Moved into starting lineup late in his freshman year and stayed there through college career . . . Team's top lineman in 1986, grading out at 92% in film study by Illinois coaches . . . Had top game of '86 in season finale, registering 14 knockdowns and seven downfield blocks . . . Held Minnesota sack specialist Larry Joyner to only four assisted tackles in '86 meeting . . . Did an impressive job against Terance Mann (Miami's 11th round draft choice) in the Blue-Gray Classic . . . Also took part in the Senior Bowl . . . Was chosen to the first team of the Big Ten's All-Academic squad as a senior (4.13 GPA on a scale of 5) . . . Overshadowed by All-American teammate Jim Juriga (Broncos) in 1985 . . . Tandem of Dennis and Juriga formed the left side of the line for QB Jack Trudeau (Colts) . . . Graded out at 92% in '85, higher than Juriga . . . Became a full-time starter as a sophomore in 1984 . . . Had 90% blocking grade for '84 season . . . Top reserve lineman of Illini in 1983, started final two games of campaign . . . As a freshman, had earned a spot in the two-deep depth chart by first week of season . . . Holds B.S. in finance.

PERSONAL: Married to Deirdre (6/6/87), couple makes off-season home in Washington, Illinois . . . Enjoys skiing . . . Lists favorite movie as "Rocky," favorite TV show as "L.A. Law" and favorite recording artist as Paul Simon . . . Has worked past summers painting houses . . . Attended Washington (Ill.) High School, lettering in football and wrestling . . . Earned Illinois State Scholar/Athlete honors . . . Honorable mention All-America selection of Adidas . . . Also on all-state and all-league teams . . . One of top wrestlers in heavyweight division in state of Illinois . . . Full name is Mark Francis Dennis, born April 15, 1965 in Junction City, Kansas.

COLLEGE STATISTICS

GAMES/STARTS: 1983: 11/0, 1984: 11/9, 1985: 12/12, 1986: 11/11 **TOTALS:** 45/32

RICK GRAF



6-5 239 #58
Linebacker
Born: 8/29/63
College: Wisconsin
Draft: 2a, 43

COLLEGE: Four-year starter at outside linebacker for Badgers . . . Picked up nickname of "Thunder" for his jarring hits . . . One of Wisconsin's emotional and inspirational leaders . . . Finished career with 228 tackles (120 solo), 20 sacks, seven fumble recoveries, two interceptions and eight passes defended . . . Started all 12 games in 1986 as he came back from knee injury which cut '85 season short . . . Played without a brace or tape on knee . . . Earned AP and UPI second-team All-Big Ten honors following senior season . . . Recorded 72 tackles (41 solo), seven sacks, three fumbles recovered, one forced fumble, no interceptions and two passes defended . . . Also blocked a field goal attempt . . . Re-injured knee early in season opener with Hawaii but returned in third quarter to finish with five tackles and two sacks . . . Named UW Player of the Week for efforts against Wyoming and Illinois . . . Recovered a fumble and made six stops against Cowboys . . . Had seven tackles and returned an interception 15 yards for Wisconsin's only touchdown in 15-9 win over the Illini . . . Started first six games of 1985 before tearing ligament in knee against Northwestern to end season . . . Finished '85 with 27 tackles (14 solo), a sack, a fumble recovery and three passes defended . . . Had top game against Nevada-Las Vegas with seven stops (five solo) . . . Started all 12 games in 1984, earning All-Big Ten honors from AP and UPI . . . Winner of team's Victors Club Award as top defensive player . . . Third on team with 71 (40 solo) . . . Also had 11 sacks (tied for team lead), no fumble recoveries and two passes defended . . . Made career-high 2 tackles at both Missouri and Michigan . . . Named UW Defensive Player of the Week after Michigan State game . . . Had three sacks against Illinois . . . Earned team's "Badger Blaster Award" following '84 spring drills . . . Recorded 58 tackles (25 solo) in 1983, including a season-high 10 stops against Michigan . . . Was only freshman to start on defense . . . Given team's "Inspirational Award" after 1983 spring practice . . . Redshirted in 1982 after suffering ankle injury . . . Holds B.A. in communication arts.

PERSONAL: Single, makes off-season home in Madison, Wisconsin . . . Favorite pro team growing up was Green Bay Packers . . . Enjoys playing golf and the outdoors . . . Lists favorite movie as "Back to the Future," favorite TV show as "The Cosby Show" and favorite recording artists as Bruce Springsteen and Alabama . . . Attended Memorial High School in Madison, Wisconsin, lettering in football, hockey and track . . . All-state, all-city and all-conference at linebacker his senior season . . . Also earned post-season honors as a left wing on the hockey team . . . Almost elected to concentrate on hockey in college . . . Full name is Richard Glenn Graf, born August 29, 1963 in Iowa City, Iowa.

COLLEGE STATISTICS

YEAR	G-S	TACK.	ASST.	TOTAL	FUM. REC.	QB SACK	INT.	PASS DEF.
1983	11-11	25	33	58	1	1	0	1
1984	12-12	40	31	71	2	11	0	2
1985	6-6	14	13	27	1	1	0	3
1986	12-12	41	31	72	3	7	2	2
TOTALS	41-41	120	108	228	7	20	2	8

JIM KARSATOS



6-4 223
Quarterback
 Born: 5/26/63
 College: Ohio State
 Draft: 12, 322

#16

COLLEGE: Two-year starter and four-year letterman for Buckeyes ... Ranks third in almost every passing category at OSU behind four-year starter Art Schlichter and three-year regular Mike Tomczak ... Career totals were 359 of 629 for 5,089 yards and 36 TDs with 21 interceptions ... 36 career TD passes is second only to Schlichter's 50 ... Also rushed for 130 yards and six TDs in career ... Named second-team All-Big Ten by AP and co-captained squad as a senior ... Completed 145 of 272 for 2,122 yards and 13 TDs with 10 INTs in 1986 as Buckeyes captured co-championship of Big Ten ... Had top game of '86 against Utah, completing 15 of 22 for 224 yards and one TD ... Threw a TD pass in nine of 13 games in '86, including six of last eight ... Set school records for TD passes (19) and completion percentage (61.2) as a junior ... Ranked fourth in nation in passing efficiency in 1985 behind Michigan's Jim Harbaugh (Bears), Florida's Kerwin Bell and Iowa's Chuck Long (Lions) ... Best game of college career was '85 contest with Northwestern as he completed 16 of 20 for 275 yards and three TDs ... Had at least one TD pass in 10 of 12 games in 1985 ... Played in four games with two starts in 1984 as backup to Tomczak ... Completed 23 of 38 for 334 yards and two TDs with two interceptions ... Saw action in seven games with one start in '83 season, completing 14 on 30 attempts for 322 yards, two TDs and one interception ... Originally slated to enroll at Ohio State in fall of 1981, knee surgery pushed enrollment back to January, 1982 ... Was then redshirted for 1982 season ... Holds B.A. in communications.

PERSONAL: Single, makes off-season home in Fullerton, California ... Hobbies include listening to music and sports ... Idols are John Wayne, Woody Hayes and Johnny Unitas ... Has hopes for career in broadcasting eventually ... Interned in the news department of Columbus, Ohio, TV station the summer before junior and senior years at OSU ... Has worked with March of Dimes, Special Olympics and Central Ohio Diabetes Association ... Lists favorite movie as "Arthur," favorite TV shows as "Cheers" and "Moonlighting" and favorite recording artist as Jimmy Buffett ... Attended Sunny Hills High School in Fullerton, California, lettering in football and basketball ... Threw for 4,426 yards and 40 TDs at Sunny Hills, and was named Orange County Player of the Year his senior season ... Weighed 215 pounds while playing Pop Warner football as a youth ... Full name is James Joseph Karsatos, born May 26, 1963 in Fullerton, California.

COLLEGE STATISTICS

YEAR	G-S	ATT.	COMP.	YDS.	PCT.	TD	INT.	LG
1983	7-1	30	14	322	46.6	2	1	63
1984	4-2	38	23	334	60.5	2	2	57
1985	12-12	289	177	2311	61.2	19	8	75
1986	13-13	272	145	2122	53.3	13	10	72
TOTALS	36-28	629	359	5089	57.4	36	21	75

TERANCE MANN



6-4 295
Defensive End
 Born: 9/29/64
 College: SMU
 Draft: 11, 293

#9

COLLEGE: One-year starter and four-year letterman for Mustang ... Played tackle spot next to Jerry Ball (Lions) in four-man front c SMU ... Recorded 128 tackles (55 solo), 10 sacks, a forced fumble a fumble recovery and a pass defended in career ... Started 10 of 11 games as a senior ... Made 53 stops (17 solo) ... Tied for second on team in QB sacks with four ... Also had a forced fumble and a pass defended ... Turned in best game of year with eight tackles and two sacks in 31-21 win over TCU ... Recorded five tackles against Arizona State ... Participated in Blue-Gray Classic following season ... Played in all 11 games in 1985, starting only season-finale against Oklahoma ... Made 37 tackles (19 solo) ... Also had four QB sacks ... Top game came in 40-15 win over Rice as he had six tackles (four solo), a QB sack and recovered a fumble ... Played in nine games in sophomore season with no starts ... Contributed 25 tackles (10 solo) and two sacks ... Saw action in 10 games as a freshman in 1983 ... Made 13 stops (nine solo) ... Majored in psychology.

PERSONAL: Single, makes off-season home in Dallas ... Hobby is fishing ... Has worked at a home for the elderly ... Lists favorite movie as "Animal House," favorite TV show as "The Cosby Show," favorite book as "Roots" and favorite recording artist as Luther Vandross ... Attended Cooley High School in Detroit, lettering in football and track ... Named as the 10th best high school prospect in the nation as a senior by The Sporting News ... Also a Parade All-American ... Was listed on all-state, all-city and all-district teams his senior year after posting 100 solo tackles, 15 sacks, seven blocked punts and two blocked field goals ... Full name is Terance Contrall Mann, born September 29, 1964 in Detroit.

COLLEGE STATISTICS

YEAR	G-S	TACK.	ASST.	TOTAL	FUM. REC.	QB SACK
1983	10-0	9	4	13	0	0
1984	9-0	10	15	25	0	2
1985	11-1	19	18	37	1	4
1986	11-10	17	36	53	0	4
TOTALS	41-11	55	73	128	1	10



DOLPHIN FACT

Dan Marino holds an 8-4 record in the regular season against the other quarterbacks from the Class of 1983. He is 3-2 against Ken O'Brien (Jets), 2-0 against Jim Kelly (Bills), 1-0 against John Elway (Broncos) and 2-2 against Tony Eason (Patriots) when both QBs have started the game. Marino never has faced Todd Blackledge (Chiefs).

TIM PIDGEON



5-11 237
Linebacker #94
Born: 9/20/64
College: Syracuse
Draft: 9, 237

COLLEGE: Two-year starter and three-year letterman for Orangemen . . . Primarily used at inside linebacker spot . . . Overcomes small stature through hard work and desire . . . Finished Syracuse career with 340 tackles (209 solo), three forced fumbles, four recovered fumbles, two interceptions and seven passes defended . . . Led team in tackles as a junior and senior . . . Recorded 158 tackles (98 solo), recovered two fumbles, intercepted a pass and broke up four others in 1986 . . . First-team All-ECAC pick and second-team All-East selection of UPI . . . Called the defensive signals, replacing the graduated Tim Green (Falcons) . . . One of three SU captains . . . Had a career-high 24 tackles in season-opening loss to Mississippi State . . . Made 11 stops in 27-24 win over Temple . . . Missed Rutgers and Missouri games due to severe headaches, the result of a concussion suffered in practice . . . Made 164 tackles (104 solo) in 1985 in his first season as a starter . . . Also had three forced fumbles, a fumble recovery, an interception and two passes defended . . . Given the Ben Schwaldwarder Award as the most improved defensive player . . . Earned ECAC Player of the Week honors after 20-tackle effort in 12-0 shutout of Pittsburgh . . . Also had 20 tackles — plus a 50-yard interception return — in 41-21 pounding of Boston College . . . Saw action as a reserve in '84 . . . Recorded 18 tackles (seven solo), recovered a fumble and had a pass defended . . . Made a season-high seven stops against Boston College . . . Played almost exclusively on special teams as a freshman in 1983 . . . Got into two games on defense but did not earn varsity letter . . . Majored in psychology.

PERSONAL: Single, makes off-season home in Oneonta, New York . . . Hobbies including playing golf and billiards . . . Has worked with the Dunbar Association in Syracuse . . . Lists favorite movie as "Rocky," favorite TV show as "Cheers" and favorite recording artist as Bruce Springsteen . . . Attended Oneonta (N.Y.) High School, lettering in football, wrestling, track and baseball . . . Captain of team for two years . . . Named to the all-state, all-upstate, all-metro and all-league squads for two seasons . . . Full name is Timothy Charles Pidgeon, born September 20, 1964 in Oneonta, New York.

COLLEGE STATISTICS

YEAR	G-S	TACK.	ASST.	TOTAL	FUM. REC.	FUM. FOR.	INT.	PASS DEF.
1983	2-0	0	0	0	0	0	0	0
1984	11-1	7	11	18	1	0	0	1
1985	12-12	104	60	164	1	3	1	2
1986	9-9	98	60	158	2	0	1	4
TOTALS	34-22	209	131	340	4	3	2	7



DOLPHIN FACT

In games where the attendance has been greater than 70,000 (actual), the Dolphins have a 53-21 (.716) record — 38-9 (.809) at home, 14-10 (.583) on the road and 1-2 (.333) in Super Bowls.

SCOTT SCHWEDES



6-0 174
Wide Receiver #81
Born: 6/30/65
College: Syracuse
Draft: 2b, 56

COLLEGE: Three-year starter and four-year letterman for Orangemen . . . Ranks as Syracuse's all-time leading receiver . . . Holds career records in receptions (139), receiving yards (2,111) and receiving touchdowns (16) . . . Also holds two career punt return records: number of returns (82) and return yardage (876) . . . Made at least one catch in 40 straight games (NCAA record is 44 by Ohio State's Gary Williams from 1979-82) . . . Only time in career that he did not have at least one reception in a game was against Rutgers his freshman season . . . Led team in receiving every year but junior season (finished second to Mike Siano's 46 receptions) . . . Gifted with 4.45 speed in the 40, has uncanny knack of getting open in man coverage . . . Great athlete who overcomes his lack of size with intense desire . . . Expected to handle the bulk of Miami's return work . . . Has not dropped a punt since the age of 14 in a junior varsity game . . . Taken in the draft with the last selection of the second round after Miami traded up with St. Louis (for third- and fifth-round picks) . . . Has been compared to a young Lance Alworth by Syracuse coaches . . . Won honorable mention All-America honors in 1986 . . . Also selected first-team All-Eastern College Athletic Conference and All-East . . . Set Syracuse single-season receiving record in '86 with 47 catches (for 652 yards and six TDs) . . . Also tied school record for most punt returns in a season with 31 (for 311 yards and a touchdown) . . . Had six receptions for 84 yards, including five-yard TD grab, against Virginia Tech to break Art Monk's Syracuse career record for receptions (102) . . . Caught two TD passes in a 24-20 win over Pittsburgh, including game-winning two-yard score with 8:46 remaining . . . Had longest reception of career (66 yards) against Missouri . . . Ran back a punt 80 yards for a touchdown, in addition to a 43-yard punt return to set up another score, in 31-22 victory over Navy . . . Also had an 18-yard TD catch . . . In all, produced 203 yards in total offense against Middies — four receptions for 68 yards, one TD, and three punt returns for 135 yards, one TD . . . Set an East-West Shrine Game record with a 90-yard kickoff return for East squad . . . Had two receptions for 52 yards in Senior Bowl . . . Finished 1985 season with 34 receptions for 692 yards (20.4 average) and six TDs . . . Given honorable mention All-America honors, in addition to first-team All-ECAC and All-East status . . . Tied his personal high with eight receptions and set a Syracuse record with 249 receiving yards against Boston College . . . Ranked third in country in punt returns in '85 with 24 for 384 yards (16.0 average), and two TDs . . . Became first Orangeman since Floyd Little (1965) to return more than one punt for a TD in a season . . . Had 80-yard TD return versus Virginia Tech (tied for fourth-longest in SU history) . . . Returned punt 54 yards for a score against Temple, in addition to throwing 36-yard TD pass and catching 31-yard TD pass . . . Named ECAC Player of the Week for efforts against Owls . . . Had four receptions for 69 yards in Cherry Bowl loss to Maryland . . . Won honorable mention on All-ECAC and All-East teams as a sophomore . . . Led team in receptions with 37 for 506 yards and three TDs . . . Also had 27 punt returns for 181 yards . . . Had a season-high eight receptions (for 86 yards, one TD) against West Virginia . . . Caught 49-yard TD pass versus Boston College . . . Finished first in receptions for Orangemen as a freshman despite not starting all season . . . Caught 21 passes for 261 yards and a touchdown

... Is most receptions ever for a SU freshman ... Perfect 2-2 in passing department in '83, including 58-yard completion ... Holds B.S. in marketing.

PERSONAL: Single, makes off-season home in Syracuse, New York ... Father, Ger, was captain of Syracuse's 1959 national championship team, in addition to being the first-ever territorial draft pick of the AFL's Boston Patriots in 1961 ... Hobbies include fishing and playing golf ... Lists favorite movie as "Finian's Rainbow," favorite TV shows as "Cheers" and "Mash," favorite book as "Watership Down" and favorite recording artists as the SOS Band and Earth, Wind and Fire ... Attending Jamesville-DeWitt High School in DeWitt, New York, lettering in football, basketball and lacrosse ... Named all-state, all-upstate and all-county ... Full name is Scott Andrew Schwedes, born June 30, 1965 in Syracuse, New York.

COLLEGE STATISTICS											
YEAR	G-S	RECEIVING				PUNT RETURNS				LG	TD
		NO.	YDS.	AVG.	LG	TD	NO.	YDS.	AVG.		
1983	11-0	21	261	12.4	39	1	0	0	0.0	0	0
1984	11-11	37	506	13.7	49	3	27	181	6.7	53	0
1985	12-12	34	692	20.4	52	6	24	384	16.0	80	2
1986	11-11	47	652	13.9	66	6	31	311	10.0	80	1
TOTALS	45-34	139	2111	15.2	66	16	82	876	10.7	80	3

ADDITIONAL STATS

Rushing: 9 for 67 yards, 7.4 avg., long 31 in 1983; 7 for 7 yards, long 12 in 1984; 2 for 22 yards, long 12 in 1985; 4 for 22 yards, 5.5 avg., long 15 in 1986 for total of 22 for 118 yards, 5.4 avg., long 31

Passing: 2 for 2 for 94 yards, long 58 in 1983; 1 for 2 for 36 yards, 1 TD in 1985 for total of 3 for 4 for 130 yards, long 58, 1 TD

Kickoff Returns: 1 for 18 yards in 1984; 9 for 191 yards, 21.2 avg., long 30 in 1985 for total of 10 for 209 yards, 20.9 avg., long 30

LANCE SELLERS



6-1 231
Linebacker

#48

Born: 2/24/63

College: Boise State

Draft: 6, 155

COLLEGE: Four-year starter for Broncos ... Assumed starting role in sixth game of freshman season and never relinquished it ... Used primarily as a down lineman his junior and senior years after spending first two seasons at linebacker ... Possesses tremendous pass rushing skills due to great quickness ... Recorded 148 tackles (72 solo), 41 sacks, two fumble recoveries, one interception and seven passes defended in career ... Had exceptional senior season ... Named first-team All-Big Sky Conference ... Also received honorable mention on AP's Division I-AA All-America team ... Had an amazing 27 sacks to go with 73 tackles (38 solo), a fumble recovery and two passes defended in '86 ... BSU ranked sixth in nation in I-AA total defense and fourth in I-AA rush defense in 1986 ... Despite strong defense, team still had school's first losing season in 40 years, finishing 5-6 ... Started all 11 games in 1985, recording 42 tackles (19 solo), eight sacks, a fumble recovery, a pass defended and the only interception of his college career ... Had 28 tackles (14 solo), six sacks and four passes

126

defensed as full-time starter in '84 ... Also lettered in track for the Broncos, in addition to playing on the junior varsity basketball team ... Majored in health with a minor in coaching.

PERSONAL: Single, makes off-season home in Boise, Idaho ... Had never been any further east than Montana before coming to Miami in May for team's mini-camp ... Hobbies include fishing, hunting and karate ... Has done some work with March of Dimes ... Lists favorite movie as "Back to the Future," favorite TV show as "Mr. Ed" and favorite recording artists as Elvis Presley and Alabama ... Attended Twin Falls (Idaho) High School, lettering in football, basketball, baseball and track ... Full name is Lance Kevin Sellers, born February 24, 1963 in Seattle.

COLLEGE STATISTICS

YEAR	G-S	TACK.	ASST.	TOTAL	FUM. REC.	QB SACK	INT.	PASS DEF.
1983	11-6	1	4	5	0	0	0	0
1984	11-11	14	14	28	0	6	0	4
1985	11-11	19	23	42	1	8	1	1
1986	11-11	38	35	73	1	27	0	2
TOTALS	44-39	72	76	148	2	41	1	7

TROY STRADFORD



5-9 191
Running Back

#23

Born: 9/11/64

College: Boston College

Draft: 4, 99

COLLEGE: Four-year starter for Eagles ... Slashing runner with the ability to make defenders miss from close range ... Great speed added to dazzling moves enables him to cut back against the grain effectively ... Has outstanding lower body strength ... Has been compared to Joe Washington (formerly Redskins) and Joe Morris (Giants) ... One of the better all-purpose backs coming out of college in 1987 ... Finished career as Boston College's all-time leading rusher with 3,504 yards and 27 TDs on 658 carries (5.3 average) ... Also a fine receiver ... Had 95 receptions for 1,196 yards (12.6 average) and nine TDs in BC career ... Passed Mike Esposito (2,759 yards) in 1986 to move into first place on BC's all-time rushing list ... Gained 1,188 yards in '86 campaign, the second-best single-season mark in school history ... Was fourth season he had led team in rushing (1982-84, 1986) ... Went into 1986 with 2,316 yards, 443 behind Esposito, then passed him in 19-10 BC win over West Virginia ... Served as one of three captains for Eagles in '86 (Dolphins' first-round pick John Bosa was another) ... Honorable mention All-America selection, in addition to being named first-team All-Eastern College Athletic Conference ... Was named MVP of '87 Japan Bowl, despite being on losing East squad, after rushing for 95 yards and a touchdown on 10 carries ... His 11 TDs in '86 also was the second-highest single-season total in school history ... Also caught 31 passes for 445 yards (14.4 average) as a senior, including 90-yard TD grab against Maryland - the second-longest reception in school history ... Had best rushing performance of season with 240 yards and a TD on 34 carries (7.1 average) against Army ... Ran for 171 yards (127 in the first half) and a TD on 26 carries in 41-7 rout of Louisville ... Named Offensive Player of the Game after 27-24 BC win over Georgia in '86 Hall of Fame Bowl ... Ran through

127

Bulldog defense for 122 yards and a touchdown on 20 carries . . . Also had seven receptions for 48 yards . . . Gained 140 yards on 14 carries, including TD runs of 67 and 10 yards, against Temple . . . Scored three touchdowns in 56-26 pounding of previously undefeated Holy Cross . . . Did miss one game in '86 (against California) due to rib injury . . . Had '85 season cut short to three games by hamstring problems, eventually receiving a medical redshirt year from NCAA . . . Opened 1985 with 100 yards and a touchdown on 21 carries in Kickoff Classic loss to defending national champion Brigham Young . . . Then had gained 115 yards and caught one TD pass the following week against Temple before suffering pulled left hamstring late in contest . . . Tried to come back in week six against Rutgers, but hamstring gave out again . . . Won honorable mention All-America status from AP in 1984 . . . Also a first-team All-ECAC selection . . . Had 1,088 all-purpose yards . . . Rushed 142 times for 666 yards and five TDs, and caught 37 passes for 422 yards and five TDs . . . Best outing of 1984 was 20 carries for 196 yards and a touchdown in 45-28 Cotton Bowl win over Houston, picking up CBS Player of the Game honors in the process . . . Ran for more than 100 yards in each of the first three games of '84 season . . . His 42-yard TD run in fourth quarter against Alabama was decisive score in 38-31 come-from-behind win . . . Missed majority of three games with hamstring problem . . . Rushed for 810 yards (5.6 average) and seven TDs in 1983 . . . His 179 yards on the ground fueled comeback victory over Clemson . . . Injured knee running back opening kickoff against West Virginia, causing him to miss rest of that game and two others . . . Caught a 67-yard TD toss from Doug Flutie versus Penn State in his first game back . . . Held to 51 yards in 19-18 loss to Notre Dame in Liberty Bowl . . . First freshman ever to lead the team in rushing in 1982 as he gained 606 yards and scored four touchdowns . . . Named ECAC Rookie of the Year . . . Rushed for 132 yards on 17 carries and caught a two-yard TD pass with 12 seconds left to give Eagles 14-13 win over Rutgers . . . Had 67 yards against Auburn in the Tangerine Bowl . . . Holds B.A. in communications.

PERSONAL: Single, makes off-season home in Linden, New Jersey . . . Judged to be the second-most underrated player in the 1987 draft by Sports Illustrated's Paul Zimmerman . . . Hobbies include playing basketball, cars, bike riding and photography . . . Lists favorite movie as "Scarface," favorite TV shows as "The Cosby Show" and "Miami Vice," favorite book as "The Color Purple" and favorite recording artist as Luther Vandross . . . Attended Linden (N.J.) High School, lettering in football, basketball and track . . . Rushed for over 1,000 yards as both a junior and senior . . . Also recruited by some Division I colleges as a basketball point guard . . . Full name is Troy Edwin Stradford, born September 11, 1964 in Elizabeth, New Jersey.

COLLEGE STATISTICS

YEAR	G-S	RUSHING					RECEIVING					TD
		ATT.	YDS.	AVG.	LG	TD	NO.	YDS.	AVG.	LG		
1982	12-8	109	606	5.6	28	4	4	54	13.5	45	1	
1983	9-9	145	810	5.6	50	7	15	200	13.3	67	1	
1984	10-10	142	666	4.7	44	5	37	422	11.4	40	5	
*1985	3-3	44	234	5.3	23	1	8	75	9.4	24	1	
1986	12-12	218	1188	5.4	71	10	31	445	14.4	90	1	
TOTALS	46-42	658	3504	5.3	71	27	95	1196	12.6	90	9	

*Redshirt Year



DOLPHIN FACT

Over the last three seasons, Dan Marino is the runaway winner among NFL quarterbacks in 300-yard games with 21 such performances to his credit (nine in '84, six in '85 and six in '86). Closest to Marino is the 12 300-yard games of San Diego's Dan Fouts over the same time span. In his four-year career, Marino also had one 300-yard game in his rookie year of 1983 and another two 300-yard efforts in the '84 playoffs — giving him a total of 24 300-yard games overall.

BOBBY TAYLOR



5-9 179

Cornerback

Born: 2/24/65

College: Wisconsin

Draft: 10, 266

#18

COLLEGE: One-year starter and three-year letterman for Badgers . . . Played cornerback his final three seasons after spending time at running back his freshman year . . . Recorded 96 tackles (63 solo), one sack and four passes defended in career . . . Regarded as an exciting special teams player . . . Came on in senior season . . . Started all 12 games at the corner opposite of Nate Odomes (drafted in second round by Buffalo), who he also went to high school with . . . Finished third on team in tackles with 80 (50 solo) . . . Also had a sack, four passes defended and two touchdown-saving tackles . . . Had a career-high 10 stops at Iowa . . . Saw duty on kickoff and punt coverage and return teams in '86 . . . Returned five kickoffs for 75 yards . . . Played in all 11 games in 1985 as a reserve cornerback and at nickel back . . . Returned 13 kickoffs for 277 yards in '85 . . . Played in nine of 12 games in 1984 . . . Received 1984 Special Teams Award for outstanding play . . . Blocked two punts in fourth quarter at Missouri, one of which was recovered in end zone for a Wisconsin touchdown . . . Forced into emergency service at running back in '84 when injuries depleted UW backfield . . . Carried once for two yards . . . Saw action in four games in 1983 as a running back . . . Rushed seven times for 35 yards . . . Majored in economics.

PERSONAL: Married to Coyita (5/24/86), couple makes off-season home in Columbus, Georgia, with daughter Jocelyn (2/13/87) . . . Member of Athletes in Action all four years at Wisconsin . . . Favorite pro player is Mike Haynes of the L.A. Raiders . . . Hobby is reading . . . Has done work to help the indigent with clothing and food . . . Lists favorite movie as "The Color Purple," favorite TV show as "The Cosby Show," favorite book as "The Bible" and favorite recording artist as Patti LaBelle . . . Funny moment from college career was when he lost a contact lens and then stayed in game for three plays while seeing double . . . Attended Carver High School in Columbus, Georgia, lettering in football, track and basketball . . . Rushed for more than 1,000 yards as a senior . . . Full name is Bobby Lamont Taylor, born February 24, 1965 in Ft. Benning, Georgia.

COLLEGE STATISTICS

YEAR	G-S	TACK.	ASST.	TOTAL	QB		PASS DEF.	KICKOFF NO.	RETURNS YDS.
					SACK	INT.			
1983	4-0								
1984	9-0	5	2	7	0	0	0	0	0
1985	11-0	8	1	9	0	0	0	13	277
1986	12-12	50	30	80	1	0	4	5	75
TOTALS	36-12	63	33	96	1	0	4	18	352



DOLPHIN FACT

In season openers, Miami is 10-10-1. The Dolphins are 8-7-1 in season openers on the road and 2-3 in season openers which have been at home.

JOEL WILLIAMS



6-3 242
Tight End #88

Born: 3/16/65
College: Notre Dame
Draft: 8a, 210

COLLEGE: One-year starter and four-year letterman for Irish . . . A late bloomer, is a good blocker . . . Finished out career at Notre Dame with 21 receptions for 224 yards (10.7 average) and four TDs . . . Started all 11 games in 1986 . . . Was only Irish skill position player on offense to do so . . . Ranked fourth on team in receptions with 13 for 138 yards (10.6 average) and three TDs . . . Only Irish WR Tim Brown had more receiving TDs (5) . . . Caught more passes for more yards as a senior than in three previous seasons combined . . . Best game of '86 came in season opener against Michigan, when he had three receptions for 26 yards and a TD . . . Had two catches for 46 yards and a TD the following week versus Michigan State . . . Also had two receptions in final two games of season, against LSU and USC . . . Had at least one reception in eight of 11 games . . . Moved into starting lineup in '86 spring practice after '85 starter Tom Rehder was switched to offensive tackle . . . Given Hering Award as most improved offensive player on squad following spring workouts . . . Played in all 11 games in '85, starting two . . . Caught five balls for 63 yards . . . Spent freshman and sophomore seasons as a backup to Mark Bavaro (Giants) . . . Made reserve appearances in '83 Liberty Bowl (19-18 win over Boston College) and '84 Aloha Bowl (27-20 loss to SMU) . . . Holds B.A. in communications.

PERSONAL: Single, makes off-season home in Pittsburgh . . . Lists favorite TV show as "L.A. Law," favorite books as "Catcher in the Rye" and "Being There" and favorite recording artist as Winans . . . Attended Gateway High School in Monroeville, Pennsylvania, lettering in football, basketball and track . . . Captained all three squads as a senior . . . Selected to play in Big 33 Game in 1982 . . . Named as one of the top 100 incoming freshmen for 1983 by The Sporting News and Football News . . . All-state and all-league selection following junior and senior years . . . Full name is Joel David Williams, born March 16, 1965 in Pittsburgh.

COLLEGE STATISTICS

YEAR	G-S	NO.	YDS.	AVG.	LONG	TD
1983	5-0	1	6	6.0	6	0
1984	7-0	2	17	8.5	12	0
1985	11-2	5	63	12.6	19	1
1986	11-11	13	138	10.6	38	3
TOTALS	34-13	21	224	10.7	38	4



DOLPHIN FACT

Over the last five seasons, Miami is 43-5 (.896) when it has led at halftime. In games which are tied at the half, the Dolphins are 6-1 (.857). When trailing at halftime, Miami is 10-18 (.357).

1987 NUMERICAL ROSTER

1 Fred Banks	WR	55 Hugh Green	L
2 Daryl Wise	WR	56 John Offerdahl	L
3 Steve Minie	P	57 Dwight Stephenson	L
4 Reggie Roby	P	58 Rick Graf	L
5 Keith Washington	WR	59 Bob Brudzinski	L
6 Willie Beecher	K	60 Jim Gabrish	L
7 Fuad Reveiz	K	61 Roy Foster	L
8 Arthur Williams	WR	62 Dan Rosado	L
9 Stanley Shakespeare	WR	63a Chris Guth	LB
10 Don Strock	QB	63w Greg Ours	C
11 Jim Jensen	WR/QB	64a Mike Lambrecht	NT
12 Dan Marino	QB	64w Mike Katolin	C
13 Eddie Chavis	WR	65 Jeff Dellenbach	T
14 Lanny Dycus	QB	66 Larry Lee	GC
15 Jim Karsatos	QB	67 Chris Conlin	T
16 Mark Casale	QB	68 Greg Koch	T
17 Bobby Taylor	CB	69 Ruben Mendoza	G
18 Leland Douglas	WR	70 Brian Sochia	NT
19 Rickey Isom	FB	71a Mike Charles	DE
20 Larry Griffin	S	71w Vernice Smith	G
21a Alvin Blount	WR	72a Alex Carter	DE
22 Tony Nathan	RB	72w Ronnie Lee	G
23 Troy Stradford	RB	73a Bob Baumhower	NT
24 Reyna Thompson	CB	73w Ken Smith	G
25 Mike Smith	CB	74 Mark Dennis	T
26 Donovan Rose	S	75 Doug Betters	DE
27 Lorenzo Hampton	RB	76a Steve Jacobson	DE
28 Don McNeal	CB	76w Tom Toth	T
29 Liffort Hobley	S	77 Brian O'Neill	NT
30 Ron Davenport	FB	78 Doug Marrone	G
31 Brian Walling	RB	79 Jon Giesler	T
32 Donald Brown	CB	80 Joe Rose	TE
33 Brian Nuffer	RB	81 Scott Schwedes	WR KR
34 Woody Bennett	FB	82 James Pruitt	WR
35 Jim Browne	FB	83 Mark Clayton	WR
36 Tom Brown	FB	84 Bruce Hardy	TE
37 Elton Slater	CB	85 Mark Duper	WR
38 DeShon Jenkins	S	86 David Lijja	TE
39 Clarence Bailey	FB	87 Dan Johnson	TE
40 Mike Kozlowski	S	88 Joel Williams	TE
41 Mark Konecny	RB	89 Nat Moore	WR
42 John Little	S	90 Andy Hendel	LB
43 Bud Brown	S	91 Terance Mann	NT
44 Paul Lankford	CB	92 Laz Chavaz	LB
45 Trell Hooper	S	93a Charles Bennett	DE
46 Enrico Corsetti	LB	93w Mark Veldman	TE
47 Glenn Blackwood	S	94 Tim Pidgeon	LB
48 Lance Sellers	LB	95 T.J. Turner	DE
49 William Judson	CB	96 David Marshall	LB
50 Jackie Shipp	LB	97 John Bosa	DE
51 Mark Brown	LB	98 Danny MacDonald	LB
52 Robin Sendlein	LB	99 George Little	DE
53 David Frye	LB	Steve Clark	G
54 Larry Kolic	LB		

(*a' indicates aqua jersey)
(*w' indicates white jersey)

MIAMI DOLPHINS 1987 VETERANS ROSTER

NO.	NAME	POS.	HT.	WT.	BIRTH-DATE	NFL EXP.	COLLEGE	HOMETOWN	HOW ACQUIRED
1	Banks, Fred	WR	5-10	180	5/26/62	2	Liberty University	Columbus, Ga.	FA-'87
73	Baumhower, Bob	NT	6-5	265	8/4/55	10	Alabama	Palm Beach Gardens, Fla.	D2-'77
34	Bennett, Woody	FB	6-2	244	3/24/56	9	Miami (Fla.)	York, Pa.	W(NYJ) - 80
75	Betters, Doug	DE	6-7	265	6/11/56	10	Nevada-Reno	Arlington Heights, Ill.	D6-'78
47	Blackwood, Glenn	S	6-0	190	2/23/57	9	Texas	San Antonio, Texas	D8b-'79
43	Brown, Bud	S	6-0	194	4/19/61	4	Southern Mississippi	DeKalb, Miss.	D11-'84
32	Browrt, Donald	CB	5-11	189	11/28/63	2	Maryland	Annapolis, Md.	FA-'86
51	Brown, Mark	LB	6-2	235	7/18/61	5	Purdue	Inglewood, Calif.	D9-'83
59	Brudzinski, Bob	LB	6-4	223	1/1/55	1	Ohio State	Fremont, Ohio	T(Rams) - '81
71	Charles, Mike	DE	6-4	287	9/23/62	5	Syracuse	Newark, N.J.	D2-'83
83	Clark, Steve	G	6-4	260	8/2/60	5	Utah	Salt Lake City, Utah	D9a-'82
30	Clayton, Mark	WR	5-9	175	4/8/61	5	Louisville	Indianapolis, Ind.	D8b-'83
65	Davenport, Ron	FB	6-2	230	12/22/62	3	Louisville	Atlanta, Ga.	D6b-'85
85	Dellenbach, Jeff	T	6-6	280	2/14/63	3	Wisconsin	Wausau, Wis.	D4b-'85
61	Duper, Mark	WR	5-9	187	1/25/59	6	Northwestern State (La.)	Moreauville, La.	D2-'82
53	Foster, Roy	G	6-4	275	5/24/60	6	Southern California	Shawnee Mission, Kan.	D1-'82
79	Frye, David	LB	6-2	227	6/21/61	5	Purdue	Cincinnati, Ohio	FA-'86
55	Giesler, Jon	T	6-5	265	12/23/56	9	Michigan	Woodville, Ohio	D1-'79
21a	Green, Hugh	LB	6-2	225	7/27/59	7	Pittsburgh	Natchez, Miss.	T(Rams) - '85
27	Griffin, Larry	S	6-0	199	1/11/63	2	North Carolina	Chesapeake, Va.	FA-'87
84	Hampton, Lorenzo	RB	6-0	203	3/12/62	3	Florida	Lake Wales, Fla.	D1-'85
90	Hardy, Bruce	TE	6-5	234	6/1/56	1	Arizona State	Bingham, Utah	D9-'78
29	Hendel, Andy	LB	6-1	230	3/4/61	2	North Carolina State	Rochester, N.Y.	FA-'86
11	Hobley, Liffort	S	6-1	199	5/12/62	2	Louisiana State	Shreveport, La.	FA-'87
87	Jensen, Jim	WR/QB	6-4	215	11/14/58	7	Boston University	Doylestown, Pa.	D11-'81
49	Johnson, Dan	TE	6-3	245	5/17/60	5	Iowa State	New Hope, Minn.	D7a-'82
68	Judson, William	CB	6-2	190	3/26/59	6	South Carolina State	Atlanta, Ga.	D8-'81
54	Koch, Greg	T	6-4	276	6/14/55	11	Arkansas	Houston, Texas	FA-'86
40	Kolic, Larry	LB	6-1	238	8/31/63	2	Ohio State	Smithville, Ohio	D7-'86
44	Kozlowski, Mike	S	6-1	200	2/24/56	8	Colorado	Encinitas, Calif.	D10b-'79
66	Lankford, Paul	CB	6-2	184	6/15/58	6	Penn State	Farmingdale, N.Y.	D3-'82
72	Lee, Larry	G/C	6-2	263	9/10/59	7	UCLA	Dayton, Ohio	W(Det) - '85
99	Lee, Ronnie	G	6-4	265	12/24/56	9	Baylor	Tyler, Texas	T(ATL) - '84
13	Little, George	DE	6-4	270	6/27/63	3	Iowa	Duquesne, Pa.	D3a-'85
96	Marino, Dan	QB	6-4	214	9/15/61	5	Pittsburgh	Pittsburgh, Pa.	D1-'83
28	Marshall, David	LB	6-2	232	1/31/61	2	Eastern Michigan	Cleveland, Ohio	FA-'87
69	McNeal, Don	CB	5-11	192	5/6/58	7	Alabama	Atmore, Ala.	D1-'80
89	Mendoza, Ruben	G	6-3	288	5/10/63	2	Wayne State (Neb.)	Milwaukee, Wis.	FA-'87
22	Moore, Nat	WR	5-9	188	9/19/51	14	Florida	Miami, Fla.	D3-'74
56	Nathan, Tony	RB	6-0	206	12/14/56	9	Alabama	Birmingham, Ala.	D3a-'79
82	Offerdahl, John	LB	6-2	232	8/17/64	2	Western Michigan	Fort Atkinson, Wis.	D2-'86
7	Fruitt, James	WR	6-2	199	1/29/64	2	Cal State-Fullerton	Los Angeles, Calif.	D4-'86
4	Revelz, Fuad	K	5-11	217	2/24/63	3	Tennessee	Miami, Fla.	D7-'85
26	Roby, Reggie	P	6-2	242	7/30/61	5	Iowa	East Waterloo, Iowa	D6-'83
80	Rose, Donovan	S	6-1	190	3/9/57	3	Hampton Institute	Norfolk, Va.	FA-'86
52	Rose, Joe	TE	6-3	230	6/24/57	7	California	Marysville, Calif.	D7-'80
50	Sendlein, Robin	LB	6-3	225	12/1/58	6	Texas	Las Vegas, Nev.	T(Minn) - '85
25	Shipp, Jackie	LB	6-2	236	3/19/62	4	Oklahoma	Stillwater, Okla.	D1-'84
70	Smith, Mike	CB	6-0	175	10/24/62	3	Texas-El Paso	Houston, Texas	D4a-'85
57	Sochia, Brian	NT	6-3	274	7/21/61	5	Northwestern Oklahoma St.	Brasher Falls, N.Y.	FA-'86
10	Stephenson, Dwight	C	6-2	258	11/20/57	8	Alabama	Hampton, Va.	D2-'80
24	Strock, Don	QB	6-5	225	11/27/50	14	Virginia Tech	Pottstown, Pa.	D5-'73
76	Thompson, Reyna	CB	5-11	194	8/28/63	2	Baylor	Dallas, Texas	D9-'86
95	Toth, Tom	T	6-5	275	5/23/62	2	Western Michigan	Orland Park, Ill.	FA-'86
	Turner, T.J.	DE	6-4	275	5/16/63	2	Houston	Lufkin, Texas	D3-'86

MIAMI DOLPHINS 1987 FIRST-YEAR ROSTER

NO.	NAME	POS.	HT.	WT.	BIRTH-DATE	COLLEGE	HOMETOWN	HOW ACQUIRED
39	Clarence Bailey	FB	5-11	220	3/7/63	Hampton Institute	Milford, Del.	FA-'87
6	Beecher, Willie	K	5-10	170	4/14/63	Utah State	Logan, Utah	FA-'87
93a	Bennett, Charles (1)	DE	6-5	257	2/9/63	Southwestern Louisiana	Clarksdale, Miss.	FA-'87
21w	Blount, Alvin	WR	6-4	208	2/13/64	Eastern Kentucky	Jacksonville, Fla.	FA-'87
97	Bosa, John	DE	6-4	263	1/10/64	Boston College	Keene, N.H.	D1-'87
36	Brown, Tom	FB	6-1	218	11/20/64	Pittsburgh	Burrell, Pa.	D7-'87
35	Browne, Jim (1)	FB	6-1	216	3/16/62	Eastern College	Pontiac, Mich.	FA-'87
72a	Carter, Alex (1)	DE	6-3	255	9/6/63	Tennessee State	Miami, Fla.	FA-'87
17	Casale, Mark (1)	QB	6-2	217	9/17/62	Montclair State	Union, N.J.	FA-'87
92	Chavez, Laz (1)	LB	6-0	220	12/20/63	Iona	Port Chester, N.Y.	FA-'87
14	Chavis, Eddie	WR	6-0	182	7/12/63	Montclair State	Plainfield, N.J.	FA-'87
67	Conlin, Chris	T	6-4	290	6/7/65	Penn State	Glenside, Pa.	D5-'87
46	Corsetti, Enrico	LB	6-1	225	1/13/63	Bates College	Belmont, Mass.	FA-'87
74	Dennis, Mark	T	6-6	291	4/15/65	Illinois	Washington, Ill.	D8b-'87
19	Douglas, Leland	WR	6-0	179	9/23/63	Baylor	Beaumont, Texas	FA-'87
15	Dycus, Lanny (1)	QB	6-2	219	11/29/62	Sam Houston State	Abilene, Texas	FA-'87
60	Gabrish, Jim (1)	G	6-3	258	6/12/63	The Citadel	Canfield, Ohio	FA-'87
58	Graf, Rick	LB	6-5	239	8/29/63	Wisconsin	Madison, Wis.	D2a-'87
63a	Guth, Chris	LB	6-2	219	6/14/64	Columbia	Woodbridge, N.J.	FA-'87
45	Hooper, Trell (1)	S	5-11	182	12/22/61	Memphis State	Jackson, Tenn.	FA-'87
20	Isom, Rickey (1)	FB	6-0	224	11/30/63	North Carolina State	Harrisburg, Pa.	FA-'87
76a	Jacobson, Steve (1)	DE	6-3	255	11/18/62	Abilene Christian	Baytown, Texas	FA-'87
38	Jenkins, DeShon	S	6-1	198	12/19/64	Northwestern St. (La.)	Jena, La.	FA-'87
16	Karsatos, Jim	QB	6-4	223	5/26/63	Ohio State	Fullerton, Calif.	D12-'87
64w	Katolin, Mike (1)	C	6-3	270	1/30/58	San Jose State	Whittier, Calif.	FA-'86
41	Konecny, Mark (1)	RB	5-11	197	4/2/63	Alma College	Muskegon, Mich.	FA-'87
64a	Lambrecht, Mike	NT	6-1	271	5/2/63	St. Cloud State	Watertown, Minn.	FA-'87
86	Lilja, David	TE	6-4	230	8/14/64	Indiana	Orland Park, Ill.	FA-'87
42	Little, John	S	6-2	196	6/12/64	Georgia	Panama, Fla.	FA-'87
98	MacDonald, Danny (1)	LB	6-3	244	9/2/63	Idaho State	Kennewick, Wash.	FA-'87
91	Mann, Terance	DE	6-4	295	9/29/64	Southern Methodist	Detroit, Mich.	D11-'87
78	Marrone, Doug (1)	T	6-5	269	7/25/64	Syracuse	New York, N.Y.	FA-'87
3	Minie, Steve	P	6-2	200	4/18/62	Miami (Fla.)	Seminole, Fla.	FA-'87
33	Nuffer, Brian	RB	5-10	184	6/12/63	Northwestern	Boise, Idaho	FA-'87
77	O'Neill, Brian (1)	NT	6-4	266	12/31/62	New Hampshire	Waterville, Maine	FA-'87
63w	Ours, Greg (1)	C	6-5	279	10/29/63	Muskingum College	Hebron, Ohio	FA-'87
94	Pidgeon, Tim	LB	5-11	237	9/20/64	Syracuse	Oneonta, N.Y.	D9-'87
62	Rosado, Dan (1)	G	6-4	275	7/6/59	Northern Illinois	Canton, Ga.	FA-'87
81	Schwedes, Scott	WR/KR	6-1	174	6/30/65	Syracuse	Jamesville, N.Y.	D2b-'87
48	Sellers, Lance	LB	6-1	231	2/24/63	Boise State	Twin Falls, Idaho	D6-'87
9	Shakespeare, Stanley (1)	WR	5-11	180	2/5/63	Miami (Fla.)	Boynton Beach, Fla.	FA-'87
37	Slater, Elton	CB	5-10	193	3/10/64	Southwestern Louisiana	Port Arthur, Texas	FA-'87
73w	Smith, Ken (1)	G	6-1	285	10/16/63	Miami (Ohio)	Indianapolis, Ind.	FA-'87
71w	Smith, Vernice	G	6-2	256	10/24/65	Florida A&M	Orlando, Fla.	FA-'87
23	Stradford, Troy	RB	5-9	191	9/11/64	Eastern College	Linden, N.J.	D4-'87
18	Taylor, Bobby	CB	5-9	179	2/24/65	Wisconsin	Columbus, Ga.	D10-'87
93w	Veldman, Mark	TE	6-5	227	4/4/65	North Dakota	South St. Paul, Minn.	FA-'87
31	Walling, Brian	RB	5-8	188	9/16/63	Acadia Univ. (Canada)	Mississauga, Ont. (Can.)	FA-'87
5	Washington, Keith	WR	5-11	162	5/10/65	Virginia Military	Pomfret, Md.	FA-'87
8	Williams, Arthur	WR	5-9	172	5/11/63	Abilene Christian	Midland, Texas	FA-'87
88	Williams, Joel	TE	6-3	242	3/16/65	Notre Dame	Monroeville, Pa.	D8a-'87
2	Wise, Daryl	WR	6-2	197	7/7/64	Georgia Tech	Vidalia, Ga.	FA-'87

(1) designates player previously in pro football training camp

PRONUNCIATION GUIDE

John Bosa - BÖZ-ah
 Bob Brudzinski - brud-ZIN-skee
 Jeff Dellenbach - dell-en-BACH
 Jon Giesler - GĒĒZ-ler
 Andy Hendel - HEN-dull
 Jim Karsatos - car-SOT'-ose
 Mike Katolin - CAT-o-lin
 Greg Koch - COOK
 Larry Kolic - COAL-ik
 John Offerdahl - OFF-er-doll
 Tom Olivadotti - all-iv-a-DOT-ee
 Fuad Reveiz - FWUAD raw-VAZE
 Reggie Roby - row-BEE
 Scott Schwedes - SHWADE-ēz
 Dan Sekanovich - se-CAN-a-vitch
 Robin Sendlein - send-LINE
 Brian Sochia - sew-SHAY
 Reyna Thompson - ra-NAY
 Tom Toth - rhymes with both



1986 Old Spice Rookie of the Year - John Offerdahl

DEPTH CHART

TRAINING CAMP

WR 85 Mark Dupler 81 Scott Schwedes 1 Fred Banks 19 Leland Douglas 8 Arthur Williams 21w Alvin Blount	LT 79 Jon Giesler 61 Jeff Dellenbach 66 Mark Dennis 74 Ruben Mendoza 60	LG Roy Foster Larry Lee Doug Mairone Jim Gabrish	C 57 Dwight Stephenson 64w Mike Katolin 63w Greg Ours	RG 72 Ronnie Lee 62 Dan Rosado 71w Vernice Smith 73w Ken Smith	RT 68 Greg Koch 76 Tom Toth 67 Chris Conlin Steve Clark	TE 84 Bruce Hardy 87 Dan Johnson 80 Joe Rose 88 Joel Williams 86 David Lilla 93w Mark Veldman	WR 83 Mark Clayton 82 James Pruitt 89 Nat Moore Stanley Shakespeare 14 Eddie Chavis 9 Daryl Wise 2 Keith Washington	FB 34 Woody Bennett 30 Ron Davenport 36 Tom Brown 20 Rickey Isom 35 Jim Browne 38 Clarence Bailey	RE 99 George Little 75 Doug Betters 97 John Bosa 72a Alex Carter 76a Steve Jacobson	RB 27 Lorenzo Hampton 22 Tony Nathan 23 Troy Stratford 41 Mark Konecny 31 Brian Walling 33 Brian Nuffer	OB 13 Dan Maimo 10 Don Strock 11 Jim Jensen 16 Jim Karsatos 15 Lanny Dycus 17 Mark Casale	NT 73 Bob Baumhower 70 Brian Sochia 77 Brian O'Neill 64a Mike Lambrecht	LE 95 T.J. Turner 71 Mike Charles 83a Charles Bennett 91 Terance Mann	LILB 54 Larry Kolic 50 Jackie Shipp 46 Enrico Carsetti 84 Tim Pigeon 96 David Marshall	SS 47 Glenn Blackwood 29 Liffort Hobley 38 DeShon Jenkins 40 Mike Kozowski 21a Larry Griffin	FLB 56 John Offerdahl 90 Andy Hendel 52 Robb Sendlein 92 Laz Clavez	FS 43 Bud Brown 26 Donovan Rose 42 John Little 45 Trent Hooper	RCB 49 William Jurison 32 Donald Brown 37 Bobby Taylor 18 Elton Stair	ROLB 55 Hugh Green 51 Mark Brown 53 David Frye 48 Lance Sellers 63a Chris Guth
--	---	---	---	---	--	--	---	--	---	--	--	--	--	--	--	--	---	--	--

SPECIALISTS

LOLB
59 Bob Brudzinski
58 Rick Graf
98 Danny MacDonald

LCB
44 Paul Lankford
24 Reyna Thompson
28 Don McNeal
25 Mike Smith

HOW MIAMI WAS BUILT

YEAR	DRAFT (37)	FREE AGENTS/WAIVERS (10)	TRADE (4)
1973	QB Don Strock (5a)		
1974	WR Nat Moore (3)		
1975			
1976			
1977	NT Bob Baumhower (2)		
1978	DE Doug Betters (6) TE Bruce Hardy (9)		
1979	T Jon Giesler (1) RB Tony Nathan (3a) S Glenn Blackwood (8b) S Mike Kozlowski (10b)		
1980	CB Don McNeal (1) C Dwight Stephenson (2) TE Joe Rose (7)	FB Woody Bennett (W-N.Y. Jets)	
1981	CB William Judson (8) WR Jim Jensen (11)		LB Bob Brudzinski (L.A. Rams)
1982	G Roy Foster (1) WR Mark Duper (2) CB Paul Lankford (3) TE Dan Johnson (7a) G Steve Clark (9a)		
1983	QB Dan Marino (1) DE Mike Charles (2) P Reggie Roby (6) WR Mark Clayton (8) LB Mark Brown (9)		
1984	LB Jackie Shipp (1) S Bud Brown (11)		*G Ronnie Lee (Atlanta)
1985	RB Lorenzo Hampton (1) DE George Little (3a) CB Mike Smith (4a) T Jeff Dellenbach (4b) FB Ron Davenport (6b) K Fuad Reveiz (7)	G/C Larry Lee (W-Detroit)	LB Hugh Green (Tampa Bay) LB Robin Sendlein (Minnesota)
1986	LB John Offerdahl (2) DE T.J. Turner (3) WR James Pruitt (4) LB Larry Kollc (7) CB Reyna Thompson (9)	CB Donald Brown (FA) LB David Frye (FA) LB Andy Hengel (FA) C Mike Katolin (FA) T Greg Koch (FA) S Donovan Rose (FA) NT Brian Sochia (FA) T Tom Toth (FA)	

* Drafted 3c by Miami in 1979



DOLPHIN FACT

The Dolphins hold a 10-7 (.588) record in games they have played in a domed stadium - 3-0 against Indianapolis (Hoosier Dome), 5-5 against Houston (Astrodome), 1-1 against Detroit (Silverdome) and 1-1 against New Orleans (Superdome). Miami never has played a regular-season or playoff game at Minnesota (Metrodome) or at Seattle (Kingdome). The Dolphins are scheduled to play in the Hoosier Dome, as well as to make their first appearance ever in the Kingdome, in the 1987 season.

DOLPHIN TRADES

PLAYER FOR PLAYER TRADES

1966

LB Ron Caveness to Houston for QB Billy Anderson rights (1965 reds draftee of Oilers)

1967

S John McGeever to San Diego for DE Bob Petrich
C Mike Hudock to N.Y. Jets for T Nick DeFelice (4-5)
TE Bill Cronin to Denver for DT Ray Jacobs (5-4)
G Ernie Park, QB George Wilson, Jr., DE Earl Faison and RB Cookie Gilch to Denver for LB Jerry Hopkins, RB Abner Haynes, DE Danny La Ru and 6th pick in 1968 (6-27)

1969

QB Kim Hammond, LB John Bramlett and 5th pick in 1970 to Boston for L Nick Buoniconti (3-24)
CB Mack Lamb to San Diego for G Larry Little (7-2)

1970

CB Dick Westmoreland to Minnesota for G Bookie Bolin (5-1)
S Tom Beier to San Francisco for T/C Lance Olssen (5-1)
WR Jack Clancy to Green Bay as compensation for TE Marv Fleming (5-18)

1971

C Carl Mauck to San Diego for DT Tony Liscio and 4th pick in 1972 (9-8)

1972

LB Dale Farley to Buffalo for DT Jim Dunaway (6-7)
DT Frank Cornish to Buffalo for G/C Howard Kindig and 5th pick in 1973

1973

WR Otto Stowe to Dallas for WR Ron Sellers and 2nd pick in 1974 (5-10)
RB Hubert Ginn to Baltimore for RB Don Nottingham, 6th pick in 1974 (10-2)
DT Mike Kadish to Buffalo for C/G Irv Goode (8-27)

1975

WR Marlin Briscoe and RB Hubert Ginn to St. Louis for RB Donny Anderson and compensation for TE Jim McFarland (5-6)
LB Bruce Bannon to San Diego for DE Pete Lazetich (7-23)

1976

FS Jake Scott and 4th pick in 1977 to Washington for FS Bryant Salter (8-24)

1977

T Daryl Carlton to Tampa Bay for T Mike Current and 5th pick in 1978 (8-8)

1978

WR Freddie Solomon, S Vern Roberson, 1st and 5th picks in 1978 to San Francisco for RB Delvin Williams (4-17)
RB Benny Malone and 5th pick in 1980 to Washington for FB Jim Braxton and 3rd pick in 1979 (10-10)

1980

RB Gary Davis and CB Norris Thomas to Tampa Bay for FB Jimmy DuBose and 2nd pick in 1981 (8-25)

1984

CB Gerald Small to Atlanta for G Ronnie Lee and 6th pick in 1985 (8-27)


1985

WR Anthony Carter rights (12th round, 1983) to Minnesota for LB Robin Sendlein and 2nd pick in 1986 (8-15)

PLAYER FOR DRAFT PICKS

<u>1966</u>	
QB	George Wilson Jr. from Buffalo 13th in 1967
RB	Jack Spikes to Buffalo (8-30) 5th in 1967
DT	Jerry Oliver to Denver 12th in 1967
TE	Bill Cronin from Oakland 8th in 1967
RB	Cookie Gilchrist from Denver (11-10) 3rd, 5th in 1967
<u>1967</u>	
LB	John Bramlett from Denver (7-25) 4th in 1968
TE	Dave Kocourek to Oakland (9-5) 8th in 1968
QB	Jon Brittenum to San Diego 3rd in 1968
QB	Billy Anderson to Houston 9th in 1968
QB	Archie Roberts from N.Y. Jets (9-26) 8th in 1968
QB	John Stofa to Cincinnati (12-26) 1st, 2nd in 1968
<u>1968</u>	
LB	Tom Erlandson to San Diego (8-19) 7th in 1969
WR	John Roderick to Oakland (8-21) 5th in 1969
<u>1970</u>	
WR	Paul Warfield from Cleveland (1-26) 1st in 1970
C	Bob DeMarco from Pittsburgh (8-31) 8th in 1971
WR	Willie Richardson from Pittsburgh (9-15) 5th in 1971
<u>1971</u>	
LB	Bob Matheson from Cleveland (9-1) 2nd in 1972
DE	Russell Price from Houston 10th in 1972
QB	John Stofa to Denver (11-23) 7th in 1972
<u>1972</u>	
WR	Marlin Briscoe from Buffalo (6-7) 1st in 1973
T	Wayne Mass to New England 7th in 1973
G/C	Bill Griffin to New England 7th in 1973
C	Bob DeMarco to Cleveland (9-26) 7th in 1973
<u>1973</u>	
QB	Jim Del Gaizo to Green Bay (8-22) 2nd in 1974, 1975
CB	Dave McCurry to Chicago 9th in 1974
K	Jeff White to New Orleans (8-29) 7th in 1974
<u>1974</u>	
QB	Joe Theismann to Washington (1-25) 1st in 1976
DT	Larry Woods to N.Y. Jets (8-7) 6th in 1975
WR	Charley Wade to Chicago (8-9) 10th in 1975
RB	Ed Jenkins to N.Y. Giants (8-17) 14th in 1975
G/C	Howard Kindig to Washington (8-21) 10th in 1975
T	John Mooring from N.Y. Jets (8-28) 6th in 1975
WR	Bo Rather to Chicago (9-10) 3rd in 1977
<u>1975</u>	
CB	Henry Stuckey to N.Y. Giants (1-28) 5th in 1975
DE	Karl Lorch rights to Washington (1-30) 10th in 1976
RB	Norm Bulaich from Philadelphia (7-9) 4th in 1976
LB	Larry Ball, 5th in 1976 to Detroit (9-7) 4th in 1976
WR	Mel Baker to New Orleans (9-9) 7th in 1976
<u>1976</u>	
LB	Rodrigo Barnes to St. Louis (4-6) 12th in 1976
RB	Mercury Morris to San Diego (8-24) 4th in 1977
LB	Andy Seffridge from N.Y. Giants (9-2) 6th in 1977
CB	Ken Ellis from Houston (9-21) 3rd, 4th in 1977*
*4th obtained in Morris trade, 1976	
<u>1977</u>	
LB	Ray Nettles rights to Tampa Bay (1-21) 5th, 6th in 1977
WR	Barry Smith and
T	Randy Young from Tampa Bay (2-7) 6th in 1977
DT	Carl Barisich from Seattle (7-20) 11th in 1978
T	Steve Young from Tampa Bay (8-30) 4th in 1978*
*5th obtained in Carlton trade, 1977	
CB	Jeris White to Tampa Bay (9-5) 5th in 1978

<u>1978</u>	
TE	Jim Mandich to Washington (5-11) 8th in 1979, 198
DE	Council Rudolph from Tampa Bay (7-5) 8th in 197
T	Karl Baldischwiler to Detroit (8-28) 10th in 197
<u>1979</u>	
FS	Neal Colzie from Oakland (3-22) 3rd in 1979
*3rd obtained in Malone trade, 1978	
LB	Ralph Ortega from Atlanta (4-18) 3rd in 197
CB	Charles Cornelius to San Francisco (8-21) 11th in 198
FB	Leroy Harris to Philadelphia (8-27) 5th in 198
<u>1980</u>	
QB	Guy Benjamin to New Orleans (8-28) 4th in 198
C	Jim Langer to Minnesota (9-24) 6th in 198
5th in 198	
<u>1981</u>	
LB	Bob Brudzinski from Los Angeles (4-28) 3rd in 198
2nd in 1982	
*2nd obtained in Davis/Thomas trade, 1980	
LB	Steve Towle to Detroit 9th in 198
RB	Eddie Hill from Los Angeles (7-22) 4th in 198
FB	Steve Howell to Philadelphia (8-18) 10th in 198
P	George Roberts to San Diego (8-31) 6th in 198
<u>1983</u>	
LB	Larry Evans from Denver (8-15) 5th in 1984
P	Tom Orosz to San Francisco (8-29) 12th in 198
<u>1984</u>	
QB	David Woodley to Pittsburgh (2-21) 3rd in 198
and conditional undisclosed in 1985	
C	Mark Dennard to Philadelphia (3-6) 3rd in 1985
WR	Duriel Harris to Cleveland (3-27) 4th in 1985
FB	Pete Johnson from San Diego (9-22) 2nd in 1985
<u>1985</u>	
QB	Bryan Clark from Cincinnati (5-7) conditional undisclosed in 1985
LB	Hugh Green from Tampa Bay (10-9) 1st, 2nd in 1986
*2nd obtained in Carter trade, 1985	



Mark Clayton

ALL-TIME DRAFT CHOICES

(Bold Face Indicates Made Active Roster)

1966 EXPANSION DRAFT

FROM NEW ENGLAND		FROM KANSAS CITY	
Eddie Wilson	QB Arizona	Al Dotson	DT Grambling
Billy Neighbors	G Alabama	Mel Branch	DE Louisiana St.
Floss O' Hanley	S Boston College	Frank Jackson	WR So. Methodist
Jack Rudolph	LB Georgia Tech	Ron Caveness	LB Arkansas
FROM BUFFALO		FROM NEW YORK JETS	
Billy Joe	FB Villanova	Wahoo McDaniel	LB Oklahoma
Bo Roberson	WR Cornell	Willie West	S Oregon
x-Jim Davidson	T Ohio State	Mike Hudock	C Miami (Fla.)
Howard Simpson	DT Auburn	LaVerne Torczon	DE Nebraska
FROM DENVER		FROM OAKLAND	
John McGaever	S Auburn	Rich Zecher	DT Utah State
Ed Cooke	DE Maryland	Dick Wood	QB Auburn
Tom Eriandson	LB Washington St.	Ken Rice	G Auburn
Tom Nomina	DT Miami (Ohio)	Gene Mingo	K No College
FROM HOUSTON		FROM SAN DIEGO	
Norm Evans	T Texas Christian	Dave Kocourek	TE Wisconsin
Tom Goode	C Miss. State	Ernie Park	G Macmurray
Jack Spikes	FB Texas Christian	Jimmy Warren	CB Illinois
Maxie Williams	T SE Louisiana	Dick Westmoreland	CB N.C. A&T
x-retired			

1966

1a x-Jim Grabowski	RB Illinois	10 x-Pat Killorin	C Syracuse
1b Rick Norton	QB Kentucky	11 Sam Price	RB Illinois
2 Frank Emanuel	LB Tennessee	12 Howard Twilley	WR Tulsa
3 x-Larry Gagner	G Florida	13 x-Ken Kramer	TE Minnesota
4 x-Dick Lettridge	RB West Virginia	14 Phil Scoggin	P Texas A&M
5 Grady Bolton	DT Miss. St.	15 Jerry Oliver	T SW Texas
6 x-Ed Weisacosky	LB Miami (Fla.)	16 Don Lorenz	DE Stephen Austin
7 x-Don Hansen	LB Illinois	17 x-Mike Bender	G Arkansas
8 Bob Patrella	S Tennessee	18 x-Rick Kestner	E Kentucky
9 x-Bill Matan	DE Kansas St.	19 Doug Moreau	TE Louisiana St.
		20 Jon Tooker	CB Adams State

x-signed with National Football League

1966 REDSHIRT DRAFT

1 John Roderick	WR So. Methodist	7 Don Williams	DE Wofford
2 Harold Fulford	WR Auburn	8 Jon Brittenum	QB Arkansas
3 Jack Clancy	WR Michigan	9 x-Craig Baynham	WR Georgia Tech
4 x-Jim Mankins	RB Florida St.	10 x-Randy Winkler	T Tarleton St.
5 x-Fritz Greenlee	TE Arizona	11 Kai Anderson	C Illinois
6 Bill Darnall	WR North Carolina		

x-signed with National Football League

1967

1 Bob Griese	QB Purdue	10 Tom Beler	S Miami (Fla.)
2 Jim Riley	DT Oklahoma	11 Jack Pyburn	T Texas A&M
3 TO DENVER for Cookie Gilchrist		12a y-Stan Juk	LB South Carolina
4 Bob Greenlee	DE Yale	12b y-Jim Whitaker	CB Missouri
5 TO DENVER for Cookie Gilchrist			
5a x-Gary Tucker	RB Chattanooga	13 TO BUFFALO for George Wilson, Jr.	
		14 Charlie Stikes	CB Kent State
		15 Jake Ferro	LB Youngstown
6 Bud Norris	TE Washington St.	16 Maurice Calhoun	RB Central Ohio
7 Larry Seiple	TE Kentucky	17 Larry KISSAM	T Florida St.
8 TO OAKLAND for Bill Cronin			
9 John Richardson	DT UCLA		

x-taxi squad '67 y-entered medical school

1968

1a Larry Coonka	RB Syracuse	8a TO N.Y. JETS for Archie Roberts	
1b Doug Crusan	T Indiana	8b Randall Edmunds	LB Georgia Tech
2a Jim Keyes	LB Mississippi	9a Sam McDowell	T SW Missouri
2b Jim Cox	TE Miami (Fla.)	9b y-Tom Paciorek	CB Houston
3a Jim Urbaneck	DT Mississippi	10 Joe Mirto	T Miami (Fla.)
3b Dick Anderson	S Colorado	11 Cornelius Cooper	DE Prairie View
		12 Paul Paxton	T Akron
4 TO DENVER for John Bramlett		13 Bob Joswick	DE Tulsa
5 Jim Kick	RB Wyoming	14 Ray Blunk	TE Xavier
6a Kim Hammond	QB Florida St.	15 Ken Corbin	LB Miami (Fla.)
		16 Henry Still	DT Belhune-Cookman
		17 Bill Nemeth	C Arizona
6b x-Jimmy Hines	WR Texas Southern		
7 x-John Boynton	T Tennessee		

x-taxi squad '68 y-pro baseball

1969

1 Bill Stanfill	DE Georgia	8 Bruce Weinstein	TE Yale
2 Bob Heinz	DT Pacific	9 Jesse Powell	LB West Texas St.
3 Mercury Morris	RB West Texas State	10 Jim Mertens	TE Fairmont St.
4 Norm McBride	LB Utah	11 Mike Bardin	DT N. Dakota St.
5a Willie Pearson	WR N.C. A&T	12 Dale McCullers	LB Florida St.
5b Karl Kremser	K Tennessee	13 Amos Ayres	S Arkansas AM&S
		14 Glynn Thompson	DT Troy State
6 Ed Tuck	G Notre Dame	15 Chick McGeehan	WR Tennessee
7a John Egan	C Boston College	16 Lloyd Mumphord	CB Texas Southern
7b John Kukka	G Penn State	17 Tom Kraalman	DE Xavier

(from Oakland for John Roderick)
(from San Diego for Tom Eriandson)

1970

1 TO CLEVELAND for Paul Warfield		10 Dick Nittinger	G Tampa
2 Jim Mandich	TE Michigan	11 Brownie Wheelless	DT Rice
3 Tim Foley	CB Purdue	12 Mike Kolen	LB Auburn
4 Curtis Johnson	CB Toledo	13 Dave Buddington	RB Springfield
5 TO NEW ENGLAND in Buoniconti deal		14 Gary Brackett	G Holy Cross
6 Dave Campbell	DE Auburn	15 Pat Hauser	WR East Tenn.
7 Jake Scott	S Georgia	16 Charles Williams	G Tennessee St.
8 Narvel Chavers	RB Jackson St.	17 George Myles	DT Morris Brown
9 Hubert Ginn	RB Florida A&M		

1971

1 TO BALTIMORE for Don Shula		10 Ron Maree	DT Purdue
2 Otto Stowe	WR Iowa State	11 Vic Surma	T Penn State
3 Dale Farley	LB West Virginia	12 Leroy Byars	RB Alcorn A&M
4 x-Joe Theismann	QB Notre Dame	13 Lonnie Hepburn	CB Texas Southern
5 TO PITTSBURGH for Willie Richardson		14 David Vaughn	TE Memphis St.
6 Dennis Coleman	LB Mississippi	15 Bob Richards	G California
7 Ron Dickerson	CB Kansas St.	16 Chris Myers	WR Kenyon
8 TO PITTSBURGH for Bob DeMarco		17 Curt Mark	LB Mayville, N D
9 Vern Den Herder	DE Central, Iowa		

x-signed with Canadian Football League

1972

1 x-Mike Kadish	DT Notre Dame	8 Craig Curry	QB Minnesota
2 TO CLEVELAND for Bob Matheson		9 Greg Johnson	CB Wisconsin
3 Gary Kosins	RB Dayton	10 TO HOUSTON for Russell Price	
4a Larry Ball	DE Louisville	11 Ed Jenkins	WR Holy Cross
		12 Ashley Bell	TE Purdue
4b Al Benton	T Ohio Univ.	13 Archy Robinson	CB Hillsdale
5 Charlie Babb	S Memphis St.	14 Willie Jones	LB Tampa
6 y-Ray Nettles	LB Tennessee	15 Bill Davis	DT Wm. & Mary
7a Bill Adams	G Holy Cross	16 Al Hannah	WR Wisconsin
		17 Vern Brown	S Western Mich.
7b Calvin Harrell	RB Arkansas St.		

x-taxi squad '72 y-signed with Canadian Football League

1973

1 TO BUFFALO for Martin Briscoe		7d Tom Smith	RB Miami (Fla.)
2 x-Chuck Bradley	C Oregon	8 Archie Pearson	DE N E Oklahoma
3 Leon Gray	T Jackson St.	9 Karl Lorch	DE Southern Cal
4 Bo Rafter	WR Michigan	10 Ron Fernandes	DE Eastern Mich.
5a y-Don Strock	QB Virginia Tech	11 Chris Kate	G Eastern Michigan
		12 Mike Mullan	LB Tulane
5b Dave McCurry	CB Iowa State	13 Joe Booker	RB Miami (Ohio)
6 Ed Newman	G Duke	14 Greg Boyd	RB Arizona
7a Kevin Reilly	LB Villanova	15 Bill Palmer	TE St. Thomas
		16 James Jackson	DE Norfolk St.
7b Ben Shepard	RB Arkansas Tech	17 Charley Wade	WR Tennessee St.
7c Willie Hatter	WR Northern Ill.		

(from Buffalo in Frank Cornish deal)
(from New England for Wayne Mass)
(from New England for Bill Griffin)
(from Cleveland for Bob DeMarco)

x-injured reserve '73 y-taxi squad '73

1974

1 Don Reese	DE Jackson St.	7b Joe Sullivan	T Boston College
2a y-Andre Tillman	TE Texas Tech	8 Mel Baker	WR Texas Southern
		9a Tom Wickert	T Washington St.
2b Benny Malone	RB Arizona St.		
		9b x-Bob Lally	LB Cornell
2c Jervis White	CB Hawaii	10 x-Gary Valbuena	QB Tennessee
3 Nat Moore	WR Florida	11 Gerry Roberts	DE UCLA
4 x-Bill Stevenson	DT Drake	12 Jim Revels	S Florida
5 x-Cleveland Vann	LB Oklahoma St.	13 x-Clayton Heath	RB Wake Forest
6a Randy Crowder	DT Penn State	14 Sam Johnson	LB Arizona St.
		15 Larry Cates	CB Western Mich.
6b x-Bob Wolfe	T Nebraska	16 Jesse Wolf	DT Prairie View
7a Carl Swierc	WR Rice	17 Ken Dickerson	CB Tuskegee

(from Dallas in Otto Stowe deal)
(from Chicago for Dave McCurry)
(from Baltimore in Hubert Ginn deal)
(from New Orleans for Jeff White)

x-signed with World Football League y-injured reserve '74



DOLPHIN FACT

In games decided by three points or less, Miami is 28-22-4 (.556) in the team's 21-year existence. Miami's record in games decided by seven or fewer points is 65-47-4 (.578).

1975			
1	Darryl Carlton	T Tampa	10a Clyde Russell
2a	Fred Solomon	WR Tampa	(from Chicago for Charley Wade)
2b	Stan Winfrey	RB Arkansas St.	10b Joe Jackson
3	Gerald Hill	LB Houston	(from Washington for Howard Kindig)
4	Bruce Elia	LB Ohio State	10c Joe Daneio
5a	Morris Owens	WR Arizona St.	11 John Dilworth
	(from N.Y. Giants for Henry Stuckey)		12 Joe Yancey
5b	Barry Hill	S Iowa State	13 Leonard Isabel
6a	Steve Towle	LB Kansas	14a James Lewis
	(from N.Y. Jets for Larry Woods)		14b Jack Graham
6b	TO N.Y. JETS for John Mooning		15 Skip Johns
7	Phillip Kent	RB Baylor	16 Vernon Smith
8	Barney Crawford	DT Harding	17 Dwaine Copeland
9	James Wilson	G Clark	RB Middle Tenn.

1976			
1a	Larry Gordon	LB Arizona St.	9 y-Norris Thomas
	(from Washington for Joe Theismann)		10a Gary Fencik
1b	x-Kim Bokamper	LB San Jose St.	(from Washington for Karl Lorch)
2	Loaird McCreary	TE Tennessee St.	11 Don Testerman
3	Durriel Harris	WR New Mexico St.	12 Dexter Prnde
4a	Melvin Mitchell	G Tennessee St.	13 Randy Young
	(from Detroit for Larry Ball)		12b Darryl Brandford
4b	TO PHILADELPHIA for Norm Bulaich		(from St. Louis for Rodrigo Barnes)
5	TO DETROIT with Larry Ball		13 Bernie Head
6	Gary Davis	RB Cal Poly-SLO	14 Bob Gissler
7a	Joe Ingersoll	G.T. Nev.-Las Vegas	15 Ron Holmes
	(from New Orleans for Mel Baker)		16 Mike Green
7b	Johnny Owens	DE Tennessee St.	17 z-Jeff Grantz
8	Bob Simpson	DT Colorado	QB South Carolina

x-injured reserve '76 y-quit camp '76, active roster '77
z-remained at South Carolina as coach

1977			
1	A.J. Duhe	DE Louisiana St.	5b Leroy Harris
2	Bob Baumhower	DT Alabama	6 TO N.Y. GIANTS for Andy Selfridge
3a	TO HOUSTON for Ken Ellis		7 Bruce Herron
3b	Mike Watson	T Miami (Ohio)	8 Horace Perkins
	(from Chicago for Bo Rafter)		9 Robert Turner
4	TO WASHINGTON in Jake Scott deal		10 Mark Carter
5a	Mike Michel	P K Stanford	11 John Alexander
	(from Tampa Bay for Ray Nettles' rights)		12 Terry Anderson

1978			
1	TO SAN FRAN in Delvin Williams deal		6 Doug Betters
2	Guy Benjamin	QB Stanford	7a Karl Baldischwiler
3a	Lyman Smith	DT Duke	(from Cleveland for Paul Warfield)
	(from N.Y. Giants for Larry Csonka)		7b Lloyd Henry
3b	Jimmy Cefalo	WR Penn State	8 Sean Clancy
4a	Gerald Small	CB San Jose St.	9 Bruce Hardy
	(from Cleveland for Paul Warfield)		10 x-Mark Dennard
4b	Eric Laakso	T Tulane	11 TO SEATTLE for Carl Bansich
5a	Ted Burgeimer	S Notre Dame	12a Mike Moore
	(from Tampa Bay for Jeris White)		12b Bill Kenney
5b	TO SAN FRAN in Delvin Williams deal		(from Denver for Jim Kick)

x-injured reserve '78

1979			
1	Jon Giesler	T Michigan	7 Uwe von Schamann
2	Jeff Toews	G Washington	8a x-Jeff Groth
3a	Tony Nathan	RB Alabama	(from Washington for Jim Mandich)
	(from Tampa Bay for Randy Crowder)		8b Glenn Blackwood
3b	Mel Land	LB Michigan St.	(from Denver for Jim Kick)
	(from N.Y. Giants for Larry Csonka)		8c TO TAMPA BAY for Council Rudolph
3c	Ronnie Lee	TE Baylor	9 Jeff Weston
	(from New Orleans for Don Reese)		10a Jerome Stanton
4	TO ATLANTA for Ralph Ortega		(from Detroit for Karl Baldischwiler)
4b	Steve Howett	RB Baylor	10b Mike Kozlowski
5	Don Bessillieu	S Georgia Tech	11 Mike Blanton
6	Steve Lindquist	G Nebraska	12 Larry Fortner

x-missed final cut but played 4 games

1980			
1	Don McNeal	CB Alabama	9 Mark Goodspeed
2	Dwight Stephenson	C Alabama	10a Doug Lantz
3	Bill Barnett	DE Nebraska	10b Ben Long
4	Elmer Bailey	WR Minnesota	(from Philadelphia, past considerations)
5	TO WASHINGTON in Benny Malone deal		11a Phil Driscoll
6	Eugene Byrd	WR Michigan St.	(from San Francisco for Chas. Cornelius)
7	Joe Rose	TE California	11b TO PHILADELPHIA, past considerations)
8a	Jeff Allen	CB Calif.-Davis	12 Chuck Stone
8b	David Woodley	QB Louisiana St.	G N. Carolina St.
	(from Washington for Jim Mandich)		

1981			
1	x-David Overstreet	RB Oklahoma	6a x-Mack Moore
2a	TO LOS ANGELES in Bob Brudzinski deal		6b Fulton Walker
2b	Andra Franklin	FB Nebraska	(from Minnesota in Jim Langer deal)
	(from Los Angeles in Bob Brudzinski deal)		7 Mike Daum
4a	Sam Greene	WR Nev.-Las Vegas	8 y-William Judson
	(from New Orleans for Guy Benjamin)		9 John Noonan
4b	Brad Wright	QB New Mexico	10 Steve Folsom
5a	Ken Poole	DE NE Louisiana	11 Jim Jensen
5b	Tom Vigorito	RB Virginia	12 John Alford
	(from Philadelphia for Leroy Harris)		DT S. Carolina St.

x-signed with Canadian Football League y-injured reserve '81

1982			
1	Roy Foster	G/T Southern Cal	7b Larry Cowan
2	Mark Duper	WR NW St. (La.)	8 Tate Randle
3	Paul Lankford	CB Penn State	9a Steve Clark
4	Charles Bowser	LB Duke	(from Detroit for Steve Towle)
5a	Bob Nelson	DT Miami	9b Mack Boatner
	(from Minnesota in Jim Langer deal)		10a Robin Fisher
5b	Rich Diana	FB Yale	(from Philadelphia for Steve Howell)
6a	Thomas Tutson	CB S. Carolina St.	10b Wayne Jones
	(from San Diego for George Roberts)		11 Gary Crum
6b	Ron Hester	LB Florida St.	12 Mike Rodrigue
7a	Dan Johnson	TE Iowa State	WR Miami (Fla.)
	(from New Orleans for Guy Benjamin)		

1983			
1	Dan Marino	QB Pittsburgh	6 Reggie Roby
2	Mike Charles	DT Syracuse	7 Keith Wozelz
3a	Charles Benson	DE Baylor	8 Mark Clayton
	(from Houston in '83 draft trade-up)		9 Mark Brown
3b	TO HOUSTON in '83 draft trade-up		10 Anthony Reed
4	TO L.A. RAMS for Eddie Hill		11 Gary Lukens
5	TO HOUSTON in '83 draft trade-up		12 x-Anthony Carter

x-previously had signed with United States Football League

1984			
1a	Jackie Shipp	LB Oklahoma	6 Rowland Tatum
	(from Buffalo in '84 draft trade-up)		7 Bernard Carvalho
1b	TO BUFFALO in '84 draft trade-up		8 x-Ron Landry
2	Jay Brophy	LB Miami (Fla.)	9 Jim Boyle
3a	TO BUFFALO in '84 draft trade-up		10 John Chesley
	(from Pittsburgh in David Woodley deal)		11 Bud Brown
3b	TO BUFFALO in '84 draft trade-up		12a William Devane
4	Joe Carter	RB Alabama	12b Mike Weingrad
5	Dean May	QB Louisville	(from San Francisco for Tom Orosz)

x-injured reserve '84

1985			
1	Lorenzo Hampton	RB Florida	6a George Shorthose
2	TO SAN DIEGO for Pete Johnson		(from Atlanta in Gerald Small deal)
3a	George Little	DT Iowa	6b Ron Davenport
	(from Philadelphia for Mark Dennard)		7 Fuad Reveiz
3b	Alex Moyer	LB Northwestern	8 Dan Sharp
4a	Mike Smith	CB Texas-El Paso	9 Adam Hinds
	(from Cleveland for Durial Harris)		10 Mike Pendleton
4b	Jeff Dellenbach	T Wisconsin	11 Mike Jones
5	TO DENVER for Larry Evans		12 Ray Noble

1986			
1	TO TAMPA BAY in Hugh Green deal		6 Brent Sowell
2a	TO TAMPA BAY in Hugh Green deal		7 Larry Kolic
	(from Minnesota in Anthony Carter deal)		8 John Stuart
2b	John Offerdahl	LB Western Michigan	9 Reyna Thompson
3	T.J. Turner	DT Houston	10 Jeff Wickersham
4	James Pruitt	WR Cal-State Fullerton	11 Arnold Franklin
5	Kevin Wyatt	CB Arkansas	12 Rickey Isom

1987			
1a	TO MINNESOTA in '87 draft trade-down		5c Chns Conlin
1b	John Bosa	DE Boston College	(from Kansas City in '87 draft trade-down)
2a	Rick Graf	LB Wisconsin	6 Lance Sellers
2b	Scott Schwedes	WR Syracuse	7 Tom Brown
	(from N.Y. Giants through St. Louis in '87 draft trade-up)		8a Joel Williams
			8b Mark Dennis
3	TO ST. LOUIS in '87 draft trade-up		(from Kansas City in '87 draft trade-down)
4	Troy Stradford	RB Boston College	9 Tom Pidgeon
5a	TO ST. LOUIS in '87 draft trade-up		10 Bobby Taylor
5b	TO KANSAS CITY in '87 draft trade-down		11 Terance Mann
	(from Minnesota in '87 draft trade-down)		12 Jim Karsatos



DOLPHIN FACT

When either of the "Marks Brothers," Mark Duper and Mark Clayton, go over 100 yards in receiving in a game, Miami is 17-8. The Dolphins are 12-5 when Duper has over 100 yards and 5-3 when Clayton tops 100 yards. When both have 100-yard days in the same game, Miami is 1-2.

ALL-TIME DRAFT BY POSITION

POSITION	NO.
Defensive Line	60
Offensive Line	57
Running Back	49
Defensive Back	48
Linebacker	48
Wide Receiver	35
Tight End	24
Quarterback	19
Kicker	5
Punter	3

FIRST ROUND BY POSITION

POSITION	TOP PICK	ALL FIRST ROUND
Defensive Line	5	5
Running Back	4	4
Offensive Line	4*	4
Quarterback	3*	3
Linebacker	3*	3
Defensive Back	1	1
Tight End	1*	0
Wide Receiver	1*	0
Kicker/Punter	0	0

*includes one selection in second round

THE DOLPHIN NAME

Mariners, Marauders, Mustangs, Missiles, Moons, Sharks, Suns — none of those other names suggested to the American Football League expansion franchise in 1965 could raise a fin to the runaway winner.

"Dolphins" was submitted by 622 entrants in a contest which attracted 19,843 entries and more than a thousand different names. The dozen finalists were delivered to a seven-member screening committee of local media.

The bottlenose dolphin, an intelligent creature with an irresistible built-in grin, has inspired wonder for centuries. Plutarch observed 1,900 years ago that the dolphin "is the only creature who loves man for his own sake." Every trainer will have a tale of the dolphin's cleverness and ingenuity, and scientists are fascinated by a dolphin's natural equipment which far surpasses the range of Navy sonar equipment.

"The dolphin is one of the fastest and smartest creatures of the sea," Joe Robbie said in announcing the team name on October 8, 1965. "Dolphins can attack and kill a shark or a whale. Sailors say bad luck will come to anyone who harms one of them."

Mrs. Robert Swanson of West Miami won two lifetime passes to Dolphin games with her nickname entry. The tiebreaker was picking the winner and score of the 1965 game between the University of Miami and Notre Dame — it ended in a scoreless tie.

146

1986 DOLPHIN STATISTICS

PRE-SEASON (2-2)

DATE	OPPONENT	SCORE		ACTUAL ATTENDANCE
Aug. 9	at Minnesota	16-30	L	52,865
Aug. 15	CLEVELAND	10-17	L	50,815
Aug. 23	at Philadelphia	20-15	W	51,635
Aug. 29	TAMPA BAY	21-3	W	45,766

REGULAR-SEASON RESULTS (8-8)

DATE	OPPONENT	SCORE		ACTUAL ATTENDANCE
Sept. 7	at San Diego	28-50	L	57,726
Sept. 14	INDIANAPOLIS	30-10	W	51,848
Sept. 21	at N.Y. Jets	45-51 (OT)	L	71,025
Sept. 28	SAN FRANCISCO	16-31	L	70,264
Oct. 5	at New England	7-34	L	60,689
Oct. 12	BUFFALO	27-14	W	49,467
Oct. 19	L.A. RAIDERS	28-30	L	53,421
Oct. 26	at Indianapolis	17-13	W	58,350
Nov. 2	HOUSTON	28-7	W	43,804
Nov. 10	at Cleveland	16-26	L	77,949
Nov. 16	at Buffalo	34-24	W	76,474
Nov. 24	N.Y. JETS	45-3	W	70,206
Nov. 30	ATLANTA	14-20	L	53,762
Dec. 7	at New Orleans	31-27	W	64,761
Dec. 14	at L.A. Rams	37-31 (OT)	W	62,629
Dec. 22	NEW ENGLAND	27-34	L	74,516

TEAM STATISTICS

	Dolphins	Opponent				
TOTAL FIRST DOWNS	351	337				
By Rushing	84	144				
By Passing	250	177				
By Penalty	17	16				
Third Down: Made/Att.	98/191	86/209				
Third-Down Efficiency	51.3	41.1				
Fourth Down: Made/Att.	2/10	10/18				
TOTAL NET YARDS	6324	6050				
Average Per Game	395.3	378.1				
Total Plays	1011	1058				
Average Per Play	6.3	5.7				
NET YARDS RUSHING	1545	2493				
Average Per Game	96.6	155.8				
Total Rushes	349	540				
Average Per Rush	4.4	4.6				
NET YARDS PASSING	4779	3557				
Average Per Game	298.7	222.3				
Tackled/Yards Lost	17/119	33/268				
Gross Yards	4898	3825				
Attempts/Completions	645/392	485/290				
Pct. of Completions	60.8	59.8				
Had Intercepted	23	13				
PUNTS/AVERAGE	56/44.2	64/41.4				
NET PUNTING AVERAGE	37.4	36.1				
PENALTIES/YARDS	72/609	82/596				
FUMBLES/BALLS LOST	37/14	32/14				
TOUCHDOWNS	56	47				
By Rushing	9	23				
By Passing	46	22				
By Returns	1	2				
TOTAL POINTS	430	405				
Score By Quarters	1	2	3	4	OT	TOTAL
DOLPHINS	45	177	102	100	6	430
OPPONENT	101	127	58	113	6	405

147

RUSHING					
	NO.	YDS.	AVG.	LG	TD
Hampton	186	830	4.5	54t	9
Davenport	75	314	4.2	35	0
Nathan	27	203	7.5	20	0
Bennett	36	162	4.5	16	0
Clayton	2	33	16.5	22	0
Carter	4	18	4.5	9	0
Ellis	3	6	2.0	2	0
Strock	1	0	0.0	0	0
Marino	-12	-3	-0.3	13	0
Roby	2	-8	-4.0	0	0
Duper	1	-10	-10.0	-10	0
TOTALS	349	1545	4.4	54t	9
OPPONENT	540	2493	4.6	47	23

PASSING										
	ATT.	COMP.	YDS.	PCT.	TD	INT.	PCT. INT.	LG	LOST/ATT.	RATING
Marino	623	378	4746	60.7	44	23	3.7	85t	119/17	92.5
Strock	20	14	152	70.0	2	0	10.0	21	0/0	125.4
Jensen	2	0	0	0.0	0	0	0.0	0	0/0	39.6
TOTALS	645	392	4898	60.8	46	23	3.6	85t	119/17	93.3
OPPONENT	485	290	3825	59.8	22	13	2.7	65t	268/33	88.7

RECEIVING					
	NO.	YDS.	AVG.	LG	TD
Duper	67	1313	19.6	85t	11
Hampton	61	446	7.3	19	3
Clayton	60	1150	19.2	68t	10
Hardy	54	430	8.0	18t	5
Nathan	48	457	9.5	23t	2
N. Moore	38	431	11.3	38t	7
Davenport	20	177	8.9	27	1
Johnson	19	170	8.9	20	4
Pruitt	15	235	15.7	27	2
Jensen	5	50	10.0	20t	1
Bennett	4	33	8.3	13	0
Carter	1	6	6.0	6	0
TOTALS	392	4898	12.5	85t	46
OPPONENT	290	3825	13.2	65t	22

INTERCEPTIONS					
	NO.	YDS.	AVG.	LG	TD
Rose	2	63	31.5	36	0
McNeal	2	46	23.0	29	0
G. Blackwood	2	10	5.0	7	0
Judson	2	0	0.0	0	0
D. Brown (S.D.-Mia.)	1	23	23.0	23	0
L. Blackwood	1	14	14.0	14	0
Offerdahl	1	14	14.0	14	0
B. Brown	1	3	3.0	3	0
Charles	1	2	2.0	2	0
Kozlowski	1	0	0	0	0
TOTALS	13	152	11.7	36	0
OPPONENT	23	221	9.6	70t	1



DOLPHIN FACT

Of the 24 playoff games in the history of the Dolphins, Miami has led at the half on 13 occasions. In those 13 games, the Dolphins are 11-2. In all playoff games, Miami is 14-10.

PUNT RETURNS						
	NO.	FC	YDS.	AVG.	LG	TD
Ellis	24	1	149	6.2	17	0
Pruitt	11	1	150	13.6	71t	1
G. Blackwood	1	0	0	0.0	0	0
L. Blackwood	1	0	0	0.0	0	0
Clayton	1	0	0	0.0	0	0
N. Moore	1	6	-2	-2.0	0	0
Thompson	1	0	0	0.0	0	0
Kozlowski	0	3	0	-	0	0
TOTALS	40	11	297	7.4	71t	1
OPPONENT	23	15	200	8.7	34	0

KICKOFF RETURNS					
	NO.	YDS.	AVG.	LG	TD
Ellis	25	541	21.6	41	0
Davenport	16	285	17.8	37	0
Carter	9	133	14.8	22	0
Hampton	9	182	20.2	25	0
Hardy	3	39	13.0	16	0
Johnson	1	0	0.0	0	0
L. Lee	1	5	5.0	5	0
Toth	1	0	0.0	0	0
TOTALS	65	1185	18.2	41	0
OPPONENT	53	997	18.8	40	0

PUNTING							
	NO.	YDS.	AVG.	TB	IN 20	LG	BLK.
Roby	56	2476	44.2	9	13	73	0
TOTALS	56	2476	44.2	9	13	73	0
OPPONENT	64	2648	41.4	2	16	64	0

FIELD GOALS						
	1-19	20-29	30-39	40-49	50+	TOTAL
Revez	1/1	5/5	4/6	3/8	1/2	14/22
TOTALS	1/1	5/5	4/6	3/8	1/2	14/22
OPPONENT	2/2	6/7	12/14	6/6	0/2	26/31

SCORING						
	TDR	TDP	TDRt	PAT	FG	POINTS
Revez				52/55	14/22	94
Hampton	9	3				72
Duper		11				66
Clayton		10				60
N. Moore		7				42
Hardy		5				30
Johnson		4				24
Pruitt		2	1			18
Nathan		2				12
Davenport		1				6
Jensen		1				6
TOTALS	9	46	1	52/55	14/22	430
OPPONENT	23	22	2	45/46	26/31	405



1986 DEFENSIVE STATISTICS

PLAYER	TOTAL			SACK/ YARDS	INT./ YARDS	FUM. REC.	FUM. FOR.	PASS DEF.
	TACK.	SOLO	ASST.					
Offerdahl	135	109	26	2/18	1/14		3	8
Shipp	85	63	22	1/8		1	1	4
B. Brown	82	58	24		1/3	2	1	7
Brudzinski	81	64	17	2/23		1	1	3
M. Brown	65	62	3	5/47		3	3	1
Judson	64	57	7		2/0	1	1	12
#Lankford	54	47	7			1		5
Turner	53	47	6	2/16		1	2	
Hendel	45	39	6			1	1	1
Little	45	39	6	4/28		1		
G. Blackwood	44	35	9		2/10			8
Baumhower	30	17	13	1/4				1
Kozlowski	27	25	2		1/0			3
Thompson	27	23	4					3
McNeal	27	20	7		2/46		2	5
D. Rose	22	15	7		2/63		1	5
L. Blackwood	19	17	2		1/14		1	1
Frye	16	11	5			1		1
H. Green	15	14	1	4/26			1	
Betters	14	10	4	4/23				2
J. Foster	13	11	2	3/30		2		
Charles	12	8	4		1/2		1	
Kolic	11	11	0			1		
Smith	11	10	1	1/0		1	1	2
Jensen	7	7	0				1	
†Robinson	6(35)	5(25)	1(10)	2/16(3/23)		(1)	1(3)	(3)
Duper	5	5	0					
Johnson	5	5	0					
Clayton	4	4	0					
Davenport	4	4	0					
Hardy	4	4	0					
Sochia	4	4	0	1/15				
*M. Moore	3	3	0	1/5				
Pruitt	3	3	0					
Moyer	2	2	0					
Nathan	2	2	0					
Bennett	2	1	1					
Roby	2	1	1					
Brophy	1	1	0					
Carter	1	1	0					
Giesler	1	1	0					
C. Green	1	1	0					
Koch	1	1	0					
N. Moore	1	1	0					
Reveiz	1	1	0					
†D. Brown	0(43)	0(41)	0(2)		(1/23)	(2)	(1)	(5)
R. Foster						2		

*blocked PAT vs. San Diego, 9/7

#blocked FG vs. Cleveland, 11/10

†numbers in parenthesis include San Diego totals

GAME-BY-GAME OFFENSE

1986 MIAMI DOLPHINS' OFFENSIVE STATISTICS

DATE	OPPONENT	1st DOWNS			3rd DOWNS			TOTAL OFFENSE			RUSHING			PASSING			PEN.			SCORING											
		PASS	PENALTY	ATT.	CONV.	NET YDS.	PLAYS	AVG.	YARDS	ATT.	YDS.	AVG.	NET YDS.	SACKS	YDS. LOST	GROSS YDS.	ATT.	COMP.	INT.	NO. LOST	POINTS	TD RUSH	TD PASS	PAT/ATT	FG/ATT	TIME OF POSSESSION	FUM. NO./LOST				
9/7	at San Diego	20	3	16	1	10	5	339	55	62	45	9	5.0	294	4	29	323	42	26	0	4	24	28	0	4	4	0	4/4	0/0	21:10	4/4
9/14	INDIANAPOLIS	21	9	12	0	9	4	388	57	68	134	28	4.8	254	0	254	29	17	1	6	59	30	2	1	3/4	1/2	29:11	1/0			
9/21	at N.Y. Jets	27	1	24	2	14	7	485	69	7.0	50	17	2.9	435	2	13	448	30	30	2	9	82	45	0	6	0	6/6	1/1	28:41	2/1	
9/28	SAN FRANCISCO	24	6	18	0	12	4	437	75	5.8	72	15	4.8	365	2	18	383	58	35	4	8	64	16	0	2	0	1/2	1/3	33:57	4/0	
10/5	at New England	13	3	10	0	10	3	251	47	5.3	89	22	4.5	192	2	15	167	23	13	3	8	75	7	0	1	0	1/1	0/1	28:45	0/0	
10/12	BUFFALO	27	9	16	2	12	9	447	71	6.3	119	29	4.1	328	1	9	337	41	24	1	1	5	27	2	1	0	3/3	2/3	32:39	2/2	
10/19	L.A. RAIDERS	17	4	12	1	9	4	330	47	7.0	57	13	4.4	273	2	13	286	32	20	2	2	10	28	1	3	0	4/4	0/0	22:39	3/2	
10/26	at Indianapolis	21	7	14	0	15	9	340	71	4.8	97	29	3.3	243	0	0	243	42	23	0	3	30	17	1	0	0	2/2	1/2	32:12	3/0	
11/2	HOUSTON	17	7	8	2	13	7	345	59	5.9	128	29	4.4	217	1	3	229	12	2	2	2	20	28	0	4	0	4/4	0/1	27:26	3/1	
11/10	at Cleveland	20	3	16	1	9	3	353	56	6.3	58	17	3.4	295	0	0	295	39	22	1	4	24	16	2	0	0	1/2	1/1	24:14	2/1	
11/16	at Buffalo	29	4	24	1	16	9	474	80	5.9	85	24	3.5	389	2	15	404	54	39	0	5	64	34	0	4	0	4/4	2/3	40:07	0/0	
11/24	N.Y. JETS	31	7	21	3	16	12	514	75	6.9	189	36	5.3	325	0	0	325	39	32	0	4	21	45	2	4	0	6/6	1/1	40:23	4/0	
11/30	ATLANTA	16	5	10	1	12	5	375	59	6.4	72	19	3.8	303	0	0	303	40	20	4	9	76	14	0	2	0	2/2	0/0	27:26	3/0	
12/7	at New Orleans	25	6	17	2	10	4	382	66	5.3	111	25	4.4	241	0	0	241	41	27	0	1	5	31	1	3	0	4/4	1/1	30:07	0/0	
12/14	at L.A. Rams	23	5	17	1	15	9	506	68	7.4	107	21	5.1	389	1	4	403	48	29	1	4	31	37	0	5	0	4/4	1/1	32:40	2/1	
12/22	NEW ENGLAND	20	5	15	0	8	3	388	56	6.9	122	17	7.2	296	0	0	286	39	23	2	2	20	27	0	3	0	3/3	2/2	43:40	4/2	

GAME-BY-GAME DEFENSE

1986 MIAMI DOLPHINS' DEFENSIVE STATISTICS

DATE	OPPONENT	TOTAL OFFENSE			RUSHING			PASSING			PEN.			SCORING			FUM. NO./LOST													
		1st DOWNS	3rd DOWNS	TOTAL YARDS	AVG.	NET YDS.	SACKS	YDS. LOST	GROSS YDS.	ATT.	COMP.	INT.	NO.	LOST	POINTS	TD RUSH		TD PASS	TD RETURN	PAT/ATT	FG/ATT									
9/7	at San Diego	31	15	16	0	12	5	500	83	6.0	224	45	5.0	276	2	17	283	36	23	0	5	45	50	3	3	0	5/6	3/3	38/50	2/0
9/14	INDIANAPOLIS	15	5	8	2	13	5	253	63	4.0	75	25	3.0	178	7	60	238	31	18	1	4	31	10	1	0	0	1.1	1/1	30/49	4/1
9/21	at N.Y. Jets	31	10	19	2	13	5	581	80	7.3	132	34	3.9	449	3	30	479	43	29	1	5	33	51	3	4	0	6/6	1/1	33/54	5/3
9/28	SAN FRANCISCO	16	8	7	1	17	6	314	63	5.0	146	34	4.3	188	0	0	188	29	14	1	5	30	31	1	2	1	4/4	1/1	26/03	4/0
10/5	at New England	25	11	11	3	12	5	429	68	6.3	167	41	4.1	262	1	5	267	26	18	0	4	24	34	1	3	0	4/4	2/2	33/15	1/0
10/12	BUFFALO	18	9	9	0	10	5	305	58	5.3	108	28	3.9	197	2	21	218	28	20	2	7	54	14	1	1	0	2/2	0/1	27/21	2/2
10/19	L.A. RAIDERS	19	14	5	0	16	7	315	65	4.9	214	43	5.0	101	3	15	116	19	11	0	5	25	30	2	1	0	3/3	3/3	37/21	1/0
10/26	at Indianapolis	17	6	10	1	12	5	303	60	5.0	182	36	5.0	121	0	0	121	24	14	1	3	18	13	1	0	0	1.1	2/2	27/48	0/0
11/2	HOUSTON	18	10	8	0	12	2	301	67	4.5	164	37	4.4	137	3	27	164	27	14	2	5	57	7	1	0	0	1/1	0/0	32/34	0/0
11/10	at Cleveland	29	8	19	2	17	9	558	81	6.9	168	28	6.0	390	2	11	401	51	32	1	6	44	26	2	0	0	2/2	4/5	35/46	1/1
11/16	at Buffalo	14	5	8	1	13	5	261	51	5.1	80	17	4.7	181	1	8	189	33	17	0	7	55	24	1	2	0	3/3	1/1	19/53	1/1
11/24	N.Y. JETS	17	4	12	1	7	3	280	50	5.6	89	19	4.7	191	3	25	216	28	14	2	7	54	3	0	0	0	0/0	1/1	19/37	2/2
11/30	ATLANTA	13	8	5	0	13	4	362	58	6.2	219	45	4.9	143	0	0	143	13	8	0	6	43	20	2	0	0	2/2	2/3	32/34	1/1
12/7	at New Orleans	26	11	14	1	12	4	526	71	7.4	257	36	7.1	269	1	7	276	34	19	1	5	44	27	2	1	0	3/3	2/3	29/53	1/1
12/14	at L.A. Rams	25	12	13	0	12	6	372	65	5.7	142	31	4.6	230	3	21	251	31	18	0	7	34	31	1	2	1	4/4	1/1	30/24	5/1
12/22	NEW ENGLAND	22	7	13	2	19	10	390	76	5.1	126	41	3.1	264	2	21	265	33	21	1	1	5	34	1	3	0	4/4	2/3	36/20	2/1

GAME-BY-GAME RUSHING

1986 MIAMI DOLPHINS' INDIVIDUAL RUSHING STATISTICS (ATTEMPTS-YARDS GAINED-LONGEST TOUCHDOWNS)

DATE	OPPONENT	HAMPTON	DAVENPORT	NATHAN	BENNETT	CLAYTON	CARTER	ELLIS	STROCK	MARINO	ROBY	DUPER
9/7	at San Diego	5-26-9-0	1-0-0-0	2-19-14-0	0-0-0-0	0-0-0-0	0-0-0-0		0-0-0-0	0-0-0-0	0-0-0-0	0-0-0-0
9/14	INDIANAPOLIS	16-63-21-2	3-26-16-0	2-13-7-0	5-36-11-0	0-0-0-0	1-6-6-0		0-0-0-0	0-0-0-0	0-0-0-0	1-m10-m10-0
9/21	at N.Y. Jets	6-6-5-0	3-1-1-0	4-36-20-0	4-7-4-0	0-0-0-0	0-0-0-0		0-0-0-0	0-0-0-0	0-0-0-0	0-0-0-0
9/28	SAN FRANCISCO	12-47-18-0	0-0-0-0	1-4-4-0	2-21-16-0	0-0-0-0	0-0-0-0		0-0-0-0	0-0-0-0	0-0-0-0	0-0-0-0
10/5	at New England	13-47-10-0	4-22-12-0	0-0-0-0	0-0-0-0	0-0-0-0	3-12-9-0		0-0-0-0	0-0-0-0	0-0-0-0	0-0-0-0
10/12	BUFFALO	17-64-11-2	2-5-4-0	4-27-14-0	5-23-14-0	0-0-0-0	0-0-0-0		0-0-0-0	0-0-0-0	0-0-0-0	0-0-0-0
10/19	L.A. RAIDERS	8-29-10-1	0-0-0-0	2-20-17-0	3-8-7-0	0-0-0-0	0-0-0-0		0-0-0-0	0-0-0-0	0-0-0-0	0-0-0-0
10/26	at Indianapolis	13-58-19-1	6-19-6-0	0-0-0-0	5-28-8-0	0-0-0-0	0-0-0-0		0-0-0-0	0-0-0-0	0-0-0-0	0-0-0-0
11/2	HOUSTON	8-23-9-0	16-74-25-0	4-30-13-0	1-1-1-0	0-0-0-0	0-0-0-0		0-0-0-0	4-m8-0-0	1-0-0-0	0-0-0-0
11/10	at Cleveland	7-m4-1-0	7-33-6-0	1-2-2-0	0-0-0-0	0-0-0-0	0-0-0-0		0-0-0-0	0-0-0-0	0-0-0-0	0-0-0-0
11/16	at Buffalo	11-45-19-0	10-29-14-0	1-14-14-0	1-0-0-0	1-22-22-0	0-0-0-0		0-0-0-0	1-5-5-0	0-0-0-0	0-0-0-0
11/24	N.Y. JETS	19-148-54-2	9-25-7-0	0-0-0-0	3-10-7-0	0-0-0-0	0-0-0-0		0-0-0-0	1-m3-m3-0	0-0-0-0	0-0-0-0
11/30	ATLANTA	10-43-12-0	5-15-7-0	1-6-6-0	0-0-0-0	DNP	3-8-2-0		1-0-0-0	1-0-0-0	0-0-0-0	0-0-0-0
12/7	at New Orleans	17-88-14-1	1-4-4-0	1-4-4-0	4-20-11-0	0-0-0-0	0-0-0-0		0-0-0-0	2-8-13-0	0-0-0-0	0-0-0-0
12/14	at L.A. Rams	10-38-14-0	8-61-35-0	0-0-0-0	3-8-7-0	0-0-0-0	0-0-0-0		0-0-0-0	2-m5-m2-0	0-0-0-0	0-0-0-0
12/22	NEW ENGLAND	13-108-47-0	0-0-0-0	2-10-5-0	0-0-0-0	1-11-11-0	0-0-0-0		0-0-0-0	0-0-0-0	1-m8-m8-0	0-0-0-0

GAME-BY-GAME RECEIVING

1986 MIAMI DOLPHINS' INDIVIDUAL RECEIVING STATISTICS (NUMBER-YARDS GAINED-LONGEST-TOUCHDOWNS)

DATE	OPPONENT	DUPER	HAMPTON	CLAYTON	HARDY	NATHAN	N. MOORE	DAVENPORT	JOHNSON	PRUITT	JENSEN	BENNETT	CARTER
9 7	at San Diego	3-36-15-0	3-12-6-0	5-143-491-2	6-44-11-0	3-24-14-0	5-50-171-2	0-0-0-0	1-14-14-0	0-0-0-0	0-0-0-0	0-0-0-0	0-0-0-0
9 14	INDIANAPOLIS	3-47-19-0	4-40-13-0	4-94-47-0	1-18-18-0	2-21-18-0	1-4-41-1	0-0-0-0	1-6-6-0	1-24-24-0	0-0-0-0	0-0-0-0	0-0-0-0
9 21	at N.Y. Jets	7-154-461-2	5-46-15-0	8-174-42-1	3-19-11-1	2-19-10-0	0-0-0-0	0-0-0-0	2-12-11-1	2-16-10-1	0-0-0-0	1-8-8-0	0-0-0-0
9 28	SAN FRANCISCO	7-102-24-0	4-29-9-0	7-86-17-1	1-7-7-0	10-101-18-0	5-39-9-1	0-0-0-0	0-0-0-0	1-19-19-0	0-0-0-0	0-0-0-0	0-0-0-0
10 5	at New England	4-102-45-0	2-10-6-1	0-0-0-0	3-27-17-0	2-13-7-0	1-9-9-0	0-0-0-0	0-0-0-0	0-0-0-0	0-0-0-0	0-0-0-0	1-6-6-0
10 12	BUFFALO	3-46-301-1	3-30-13-0	3-73-39-0	3-15-9-0	3-47-20-0	1-19-19-0	0-0-0-0	3-34-14-0	3-62-27-0	2-11-6-0	0-0-0-0	0-0-0-0
10 19	L.A. RAIDERS	4-101-44-0	2-6-11-0	4-109-681-1	3-37-181-1	2-12-8-0	0-0-0-0	1-4-4-0	1-5-51-1	0-0-0-0	0-0-0-0	0-0-0-0	0-0-0-0
10 26	at Indianapolis	2-13-71-1	4-47-16-0	2-18-10-1	3-12-7-0	3-28-16-0	3-34-24-0	3-45-27-0	0-0-0-0	3-35-18-0	0-0-0-0	2-12-11-0	0-0-0-0
11 2	HOUSTON	2-110-851-1	2-3-3-0	2-18-10-1	0-0-0-0	3-27-14-1	1-38-381-1	1-2-2-0	DNP	1-22-22-0	0-0-0-0	0-0-0-0	0-0-0-0
11 10	at Cleveland	5-83-241-1	2-13-9-0	6-99-221-1	4-45-18-0	2-29-14-0	0-0-0-0	2-15-8-0	1-11-11-0	0-0-0-0	0-0-0-0	0-0-0-0	0-0-0-0
11 16	at Buffalo	7-109-271-1	9-48-9-1	3-70-39-0	7-50-12-0	2-22-15-0	4-22-8-0	3-35-191-1	2-11-7-1	1-24-24-0	0-0-0-0	1-13-13-0	0-0-0-0
11 24	N.Y. JETS	4-64-27-0	5-40-16-1	3-30-17-0	6-37-9-1	3-15-7-0	7-99-221-2	0-0-0-0	3-33-20-0	0-0-0-0	1-7-7-0	0-0-0-0	0-0-0-0
11 30	ATLANTA	4-115-541-1	2-15-9-0	DNP	2-24-15-0	3-31-12-0	2-36-25-0	2-11-6-0	1-12-12-0	2-27-23-0	2-32-201-1	0-0-0-0	0-0-0-0
12 7	at New Orleans	2-18-9-0	7-64-13-0	4-47-15-0	4-27-12-1	6-57-231-1	3-15-9-0	0-0-0-0	1-13-131-1	0-0-0-0	0-0-0-0	0-0-0-0	0-0-0-0
12 14	at L.A. Rams	5-145-691-3	5-42-19-0	4-84-431-1	5-44-18-0	1-8-8-0	3-39-24-0	4-31-14-0	1-4-4-0	1-6-61-1	0-0-0-0	0-0-0-0	0-0-0-0
12 22	NEW ENGLAND	4-68-21-0	2-1-1-0	5-94-321-2	3-24-12-1	1-3-3-0	2-27-14-0	4-34-191-0	2-15-13-0	0-0-0-0	0-0-0-0	0-0-0-0	0-0-0-0

GAME-BY-GAME PASSING

1986 MIAMI DOLPHINS' INDIVIDUAL PASSING STATISTICS

(ATTEMPTS-COMPLETIONS-YARDS GAINED-PERCENTAGE-TOUCHDOWNS-INTERCEPTIONS-LONGEST-SACKS-YARDS LOST)

DATE	OPPONENT	MARINO	STROCK	JENSEN
9 7	at San Diego	36-23-290-63 9-3-0-491-4-29	5-3-33-60 0-1-0-171-0-0	1-0-0-0 0-0-0-0-0-0
9 14	INDIANAPOLIS	29-17-254-58 6-1-1-47-0-0	0-0-0-0 0-0-0-0-0-0	0-0-0-0 0-0-0-0-0-0
9 21	at N.Y. Jets	50-30-448-60 0-6-2-481-2-13	0-0-0-0 0-0-0-0-0-0	0-0-0-0 0-0-0-0-0-0
9 28	SAN FRANCISCO	46-27-301-58 7-1-4-24-2-18	12-8-82-75 0-1-0-30-0-0	0-0-0-0 0-0-0-0-0-0
10 5	at New England	23-13-167-56 5-1-3-45-2-15	0-0-0-0 0-0-0-0-0-0	0-0-0-0 0-0-0-0-0-0
10 12	BUFFALO	41-24-337-58 5-1-1-39-1-9	0-0-0-0 0-0-0-0-0-0	0-0-0-0 0-0-0-0-0-0
10 19	L.A. RAIDERS	32-20-285-62 5-3-2-681-2-13	0-0-0-0 0-0-0-0-0-0	0-0-0-0 0-0-0-0-0-0
10 26	at Indianapolis	42-23-243-54 8-1-0-27-0-0	0-0-0-0 0-0-0-0-0-0	0-0-0-0 0-0-0-0-0-0
11 2	HOUSTON	29-12-220-41 4-4-2-851-1-3	0-0-0-0 0-0-0-0-0-0	0-0-0-0 0-0-0-0-0-0
11 10	at Cleveland	39-22-295-56 4-2-1-241-0-0	0-0-0-0 0-0-0-0-0-0	0-0-0-0 0-0-0-0-0-0
11 16	at Buffalo	54-39-404-72 2-4-0-39-2-15	0-0-0-0 0-0-0-0-0-0	0-0-0-0 0-0-0-0-0-0
11 24	N.Y. JETS	36-29-288-80 6-4-0-27-0-0	3-3-37-100 0-0-0-21-0-0	0-0-0-0 0-0-0-0-0-0
11 30	ATLANTA	40-20-303-50 0-2-4-541-0-0	0-0-0-0 0-0-0-0-0-0	1-0-0-0 0-0-0-0-0-0
12 7	at New Orleans	41-27-241-65 9-3-0-231-0-0	0-0-0-0 0-0-0-0-0-0	0-0-0-0 0-0-0-0-0-0
12 14	at L.A. Rams	46-29-403-63 0-5-1-891-1-4	0-0-0-0 0-0-0-0-0-0	0-0-0-0 0-0-0-0-0-0
12 22	NEW ENGLAND	39-23-266-59 0-3-2-321-0-0	0-0-0-0 0-0-0-0-0-0	0-0-0-0 0-0-0-0-0-0

1986 STATISTICAL BESTS

INDIVIDUAL

YARDS RUSHING	148	Lorenzo Hampton vs. Jets 11 24
RUSHING ATTEMPTS	19	Lorenzo Hampton vs. Jets 11 24
YARDS PASSING (GROSS)	448	Dan Marino vs. Jets 9 21
PASSES ATTEMPTED	54	Dan Marino vs. Bills 11 16
PASSES COMPLETED	39	Dan Marino vs. Bills 11 16
YARDS RECEIVING	174	Mark Clayton vs. Jets 9 21
RECEPTIONS	10	Tony Nathan vs. 49ers 9 28
LONGEST RUN	54TD	Lorenzo Hampton vs. Jets 11 24
LONGEST PASS COMPLETION	85TD	Marino to Duper vs. Oilers 11 2
LONGEST PUNT	73	Reggie Roby vs. 49ers 9 28, Patriots 10 5
LONGEST PUNT RETURN	71TD	James Pruitt vs. Colts 9 14
LONGEST KICKOFF RETURN	41	Craig Ellis vs. Saints 12 7
LONGEST INTERCEPTION RETURN	36	Donovan Rose vs. Oilers 11 2
LONGEST FIELD GOAL	52	Fuad Reveiz vs. Bills 11 16
TACKLES	16	John Offerdahl vs. Patriots 10 5, Jackie Shipp vs. Browns 11 10 by five players
QB SACKS	2	

TEAM

FIRST DOWNS	31	vs. Jets 11 24
YARDS RUSHING	189	vs. Jets 11 24
RUSHING ATTEMPTS	36	vs. Jets 11 24
YARDS PASSING (NET)	435	vs. Jets 9 21
PASSES ATTEMPTED	58	vs. 49ers 9 28
PASSES COMPLETED	39	vs. Bills 11 16
TOTAL PLAYS	80	vs. Bills 11 16
NET TOTAL DEFENSE - MOST	581	vs. Jets 9 21
NET TOTAL DEFENSE - LEAST	253	vs. Colts 9 14
NET RUSH DEFENSE - MOST	357	vs. Saints 12 7
NET RUSH DEFENSE - LEAST	75	vs. Colts 9 14
NET PASS DEFENSE - MOST	449	vs. Jets 9 21
NET PASS DEFENSE - LEAST	101	vs. Raiders 10 19
QB SACKS	7	vs. Colts 9 14
INTERCEPTIONS	2	vs. Bills 10 12, Oilers 11 2, Jets 11 24

DRIVE ENGINEERING

	DRIVES										
	STARTED	TD	FG	FGA	PUNT	DWN	TRN	SAF	HLF	GAME	PTS
DOLPHINS	182	55	14	8	56	8	32	0	4	5	423
OPPONENT	190	46	25	5	64	7	27	0	7	8	398

* kick returns for TDs are not included in the DRIVES STARTED or TDs

INSIDE TWENTY

	NO	TD	FG	FGA	INT	FMBL	DWN	GAME	PTS
DOLPHINS	56	35	9	2	3	1	0	2	291
OPPONENT	59	33	13	2	1	2	2	1	285

GIVEAWAYS-TAKEWAYS

GIVEAWAYS: 37, resulting in 13 TDs, 5 FGs, 11 PUNTS, 2 HALF ENDS, 2 DOWNS, 2 FUMBLES, 2 GAME ENDS - 89 POINTS

TAKEAWAYS: 27, resulting in 12 TDs, 4 FGs, 2 FGA, 6 PUNTS, 1 FUMBLE, 1 DOWNS, 1 INT - 89 POINTS

CONSECUTIVE GAMES/STARTS

(Regular Season)

PLAYER	GAMES	STARTS
Baumhower	2	2
Bennett	65	6
Bettters	20	0
Blackwood	10	10
Brown, B.	48	9
Brown, D.	2	0
Brown, M.	2	2
Brudzinski	30	29
Charles	8	0
Clark	0	0
Clayton	3	3
Davenport	32	0
Dellenbach	3	3
Duper	23	22
Foster	73	48
Frye	9	0
Giesler	0	0
Green, H.	0	0
Hampton	32	16
Hardy	58	39
Hendel	16	0
Jensen	48	0
Johnson	2	0
Judson	73	64
Katolin	0	0
Koch	16	16
Kolic	2	2
Kozlowski	15	0
Lankford	0	0
Lee, L.	20	0
Lee, R.	3	3
Little	27	16
Marino	48	48
McNeal	0	0
Moore	22	0
Nathan	68	0
Offerdahl	5	5
Pruitt	16	0
Reveiz	32	0
Roby	10	0
Rose, D.	11	0
Rose, J.	0	0
Sendlein	0	0
Shipp	48	0
Smith	0	0
Sochia	6	0
Stephenson	105	78
Strock	63	0
Thompson	16	4
Toth	13	0
Turner	16	9

HIGHS: GAMES - Stephenson 105, Foster 73, Judson 73, Nathan 68, Bennett 65.
STARTS - Stephenson 78, Judson 64, Foster 48, Marino 48, Hardy 39.

1986 GAME-BY-GAME STARTERS

	WR	LT	LG	C	RG	RT	TE	WR	QB	RB	FB
San Diego	Duper	C. Green	Foster	Stephenson	R. Lee	Koch	Hardy	Clayton	Marino	Hampton	Davenport
Indianapolis	Duper	C. Green	Foster	Stephenson	R. Lee	Koch	Hardy	Clayton	Marino	Hampton	Bennett
N.Y. Jets	Duper	C. Green	Foster	Stephenson	R. Lee	Koch	Hardy	Clayton	Marino	Hampton	Bennett
San Francisco	Duper	C. Green	Foster	Stephenson	R. Lee	Koch	Hardy	Clayton	Marino	Hampton	Bennett
New England	Duper	C. Green	Foster	Stephenson	R. Lee	Koch	Hardy	Clayton	Marino	Hampton	Bennett
Buffalo	Duper	Dellenbach	Foster	Stephenson	R. Lee	Koch	Hardy	*Johnson	Marino	Hampton	Bennett
L.A. Raiders	Duper	Giesler	Foster	Stephenson	R. Lee	Koch	Hardy	Clayton	Marino	Hampton	Bennett
Indianapolis	Duper	Giesler	Foster	Stephenson	Dellenbach	Koch	Hardy	Clayton	Marino	Hampton	Bennett
Houston	Duper	Giesler	Foster	Stephenson	Dellenbach	Koch	Hardy	Clayton	Marino	Hampton	Bennett
Cleveland	Duper	Giesler	Foster	Stephenson	L. Lee	Koch	Hardy	Clayton	Marino	Hampton	Bennett
Buffalo	Duper	Giesler	Foster	Stephenson	L. Lee	Koch	Hardy	Clayton	Marino	Hampton	Davenport
N.Y. Jets	Duper	Giesler	Foster	Stephenson	L. Lee	Koch	Hardy	Clayton	Marino	Hampton	Bennett
Atlanta	Duper	Giesler	Foster	Stephenson	L. Lee	Koch	Hardy	Clayton	Marino	Hampton	Bennett
New Orleans	Duper	Dellenbach	Foster	Stephenson	L. Lee	Koch	Hardy	N. Moore	Marino	Hampton	Bennett
L.A. Rams	Duper	Dellenbach	Foster	Stephenson	R. Lee	Koch	Hardy	Clayton	Marino	Hampton	Bennett
New England	Duper	Dellenbach	Foster	Stephenson	R. Lee	Koch	Hardy	Clayton	Marino	Hampton	Bennett

*Started with two tight ends in game

	LE	NT	RE	LOLB	LILB	RILB	ROLB	LCB	RCB	SS	FS
San Diego	Turner	Baumhower	Little	Brudzinski	Shipp	Offerdahl	H. Green	McNeal	Judson	Lankford	B. Brown
Indianapolis	Turner	Baumhower	Little	Brudzinski	Shipp	Offerdahl	H. Green	Lankford	Judson	L. Blackwood	B. Brown
N.Y. Jets	Turner	Baumhower	Little	Brudzinski	Shipp	Offerdahl	H. Green	Lankford	Judson	L. Blackwood	B. Brown
San Francisco	Turner	Baumhower	Little	Brudzinski	Shipp	Offerdahl	M. Brown	Lankford	Judson	L. Blackwood	B. Brown
New England	Turner	Baumhower	Little	Brudzinski	Shipp	fferdahl	M. Brown	Lankford	Judson	L. Blackwood	B. Brown
Buffalo	Turner	Baumhower	Little	Brudzinski	Shipp	fferdahl	M. Brown	Lankford	Judson	B. Brown	D. Rose
L.A. Raiders	Bettters	Baumhower	Little	Brudzinski	Shipp	fferdahl	M. Brown	Lankford	Judson	G. Blackwood	D. Rose
Indianapolis	Turner	Baumhower	Little	Brudzinski	Shipp	fferdahl	M. Brown	Lankford	Judson	G. Blackwood	B. Brown
Houston	Turner	Baumhower	Little	Brudzinski	Shipp	fferdahl	M. Brown	Lankford	Judson	G. Blackwood	B. Brown
Cleveland	Turner	Baumhower	Little	Brudzinski	Shipp	fferdahl	M. Brown	Lankford	Judson	G. Blackwood	B. Brown
Buffalo	Turner	Charles	Little	Brudzinski	Shipp	fferdahl	M. Brown	Lankford	Judson	G. Blackwood	B. Brown
N.Y. Jets	Turner	Charles	Little	Brudzinski	Shipp	fferdahl	M. Brown	Lankford	Judson	G. Blackwood	B. Brown
Atlanta	Turner	Charles	Little	Brudzinski	Shipp	fferdahl	M. Brown	Lankford	Judson	G. Blackwood	B. Brown
New Orleans	Turner	Charles	Little	Brudzinski	Shipp	fferdahl	Frye	Thompson	Judson	G. Blackwood	B. Brown
L.A. Rams	Turner	Baumhower	Little	Brudzinski	Shipp	fferdahl	Frye	Thompson	Judson	G. Blackwood	B. Brown
New England	Turner	Baumhower	Little	Brudzinski	Kolic	fferdahl	M. Brown	Thompson	Judson	G. Blackwood	B. Brown
					Kolic	fferdahl	M. Brown	Thompson	Judson	G. Blackwood	B. Brown

GAMES PLAYED-STARTED-DID NOT PLAY

Baumhower 12-12-0, Bennett 16-14-0, Bettters 16-1-0, G. Blackwood 10-10-0, L. Blackwood 5-4-0, Brophy 4-0-0, B. Brown 16-15-0, D. Brown 2-0-0, M. Brown 14-11-2, Brudzinski 16-16-0, Carter 7-0-0, Charles 9-4-0, Clayton 15-14-1, Davenport 16-2-0, Dellenbach 13-6-3, Duper 16-16-0, Ellis 9-0-0, J. Foster 14-0-0, R. Foster 16-16-0, Frye 9-2-0, Giesler 7-7-1, C. Green 11-5-0, H. Green 3-3-0, Hampton 16-16-0, Hardy 16-16-0, Hendel 16-1-0, Jensen 16-0-0, Johnson 15-1-1,

Judson 16-16-0, Koch 16-16-0, Kolic 2-2-0, Kozlowski 15-0-0, Lankford 12-12-0, L. Lee 16-5-0, R. Lee 10-9-1, Little 16-16-0, Marino 16-16-0, McNeal 15-1-1, M. Moore 7-0-0, N. Moore 16-1-0, Moyer 3-0-0, Nathan 16-0-0, Offerdahl 15-15-1, Pruitt 16-0-0, Reveiz 16-0-0, Robinson 4-0-0, Roby 15-0-1, D. Rose 12-2-0, Shipp 16-14-0, Smith 14-0-0, Sochia 6-0-0, Squirek 2-0-0, Stephenson 16-16-0, Strock 16-0-0, Taylor 1-0-0, Thompson 16-4-0, Toth 13-0-2, Turner 16-15-0, Ward 0-0-1.

1986 GAME-BY-GAME SUMMARIES

GAME 1

SAN DIEGO 50, DOLPHINS 28 San Diego Jack Murphy Stadium
September 7, 1986 San Diego, CA

The San Diego Chargers scored five of the first seven times they had the ball and recorded the second-highest point total ever allowed by a Dolphin team in a 50-28 win before 57,726 in the season's first game. The Chargers rolled up 500 yards in total offense — 309 in the first half alone. Charger QB Dan Fouts was 23 of 35 for 293 yards and three TDs on the day. Miami, which had only nine rushes for 45 yards, saw Dan Marino complete 23 of 36 for 290 yards and three TDs. Despite 71 pass attempts between them, neither Fouts nor Marino was intercepted. Miami's other score came on a 17-yard TD toss from Don Strock to Nat Moore in the fourth quarter. The Dolphins were hurt by four turnovers — three of which the Chargers converted into 21 points. San Diego did not suffer a turnover the entire game. Punter Reggie Roby enjoyed a fine afternoon, averaging 43.8 yards on four kicks. Free safety Bud Brown was the game's top tackler with 13 hits, while rookie LB John Offerdahl, in his NFL debut, added eight tackles.

MIAMI	0	14	7	7	-	28
SAN DIEGO	17	9	14	10	-	50

SD — Anderson, 18 pass from Fouts (Benirschke kick)	5.41	1-	4:08
SD — FG Benirschke 26	12.62	1-	12:43
SD — Spencer, 17 run (Benirschke kick)	3.30	1-	14:36
M — Clayton, 22 pass from Marino (Revezick kick)	7.77	2-	3:00
SD — McGee, 4 run (Benirschke kick)	7.59	2-	10:58
M — Clayton, 49 pass from Marino (Revezick kick)	3.75	2-	12:41
SD — FG Benirschke 36	10.62	2-	14:32
SD — Chandler, 7 pass from Fouts (Benirschke kick)	10.71	3-	5:38
M — N. Moore, 6 pass from Marino (Revezick kick)	8.78	3-	8:13
SD — Holohan, 17 pass from Fouts (Benirschke kick)	10.66	3-	14:39
SD — McGee, 4 run (Benirschke kick)	3.16	4-	0:45
SD — FG Benirschke 36	8.20	4-	9:12
M — N. Moore, 17 pass from Strock (Revezick kick)	5.33	4-	14:02

ATT. — 57,726

First Downs Total-Rush.-Pass.-Pen.	Miami 20-3-16-1	San Diego 31-15-16-0
Total Yards-Plays-Average	339-55-6.2	500-83-6.0
Rushes-Yards-Average	9-45-5.0	45-224-5.0
Net Yards Passing-Times Thrown-Yards Lost	294-4-29	276-2-17
Passes Attempted-Completed-Intercepted	42-26-0	36-23-0
Punts Number-Average	4-43.8	3-24.7
Penalties Number-Yards	4-24	5-45
Fumbles Number-Lost	4-4	2-0

INDIVIDUAL STATISTICS

RUSHING — Miami: Hampton 6-26, Nathan 2-19, Davenport 1-0, San Diego: James 10-61, Spencer 10-59, Anderson 12-59, McGee 13-45.
PASSING — Miami: Marino 36-23-0, 290 yards, 3 TDs; Strock 5-3-0, 33 yards, 1 TD; Jensen 1-0-0, 0 yards, 0 TDs.
San Diego: Fouts 35-23-0, 293 yards, 3 TDs; Herrmann 1-0-0, 0 yards, 0 TDs.
RECEIVING — Miami: Hardy 6-44, Clayton 5-143, N. Moore 5-50, Duper 3-36, Nathan 3-24, Hampton 3-12, Johnson 1-14.
San Diego: Anderson 8-69, Chandler 6-78, Holohan 3-65, Joiner 2-28, Winslow 2-27, Johnson 1-21, James 1-5.

GAME 2

DOLPHINS 30, INDIANAPOLIS 10 Orange Bowl
September 14, 1986 Miami, FL

The Dolphins, "playing well in all phases of the game" according to head coach Don Shula, earned their first victory of 1986 with a 30-10 triumph over the Colts before 51,848 in the Orange Bowl. After allowing the Colts to take the game's opening kickoff and drive 80 yards for a TD, the Dolphin defense stiffened, allowing only three points the rest of the way. The Miami defense recorded seven sacks (for minus 60 yards) — the most since it picked up eight vs. Houston in 1981. The defense also gave up only 75 yards rushing. John Offerdahl led the way with seven tackles, his first NFL interception, two passes defended and a forced fumble. Offensively, the Dolphins picked up 388 total yards — 134 on the ground and 254 through the air. Dan Marino was 17 of 29 for 254 yards and one

160

TD. Lorenzo Hampton led all rushers with 63 yards on 16 carries. Hampton and Mark Clayton paced the Dolphins' receiving corps with four catches apiece. Rookie James Pruitt excited the Orange Bowl crowd with two punt returns for 106 yards — including a 71-yard sprint for a TD.

INDIANAPOLIS	7	3	0	0	-	10
MIAMI	7	13	10	0	-	30

I — Bentley, 1 run (Biasucci kick)	9.80	1-	4:03
M — Hampton, 5 run (Revezick kick)	8.90	1-	14:42
M — N. Moore, 4 pass from Marino (kick failed)	10.80	2-	7:20
M — Pruitt, 71 punt return (Revezick kick)			2- 9:57
I — FG Biasucci 23	8.68	2-	14:38
M — Hampton, 21 run	2.21	3-	4:15
M — FG Revezick 27	7.20	3-	11:29

ATT. — 51,848

First Downs/Total-Rush.-Pass.-Pen.	Indianapolis 15-5-8-2	Miami 21-9-12-0
Total Yards-Plays-Average	253-63-4.0	388-57-6.8
Rushes-Yards-Average	25-75-3.0	28-134-4.8
Net Yards Passing-Times Thrown-Yards Lost	178-7-60	254-0-0
Passes Attempted-Completed-Intercepted	31-18-1	29-17-1
Punts-Number-Average	5-48.2	3-43.7
Penalties-Number-Yards	4-31	6-69
Fumbles-Number-Lost	4-1	1-0

INDIVIDUAL STATISTICS

RUSHING — Miami: Hampton 16-63, Bennett 5-36, Davenport 3-26, Nathan 2-13, Carter 1-6, Duper 1-(-)0.
Indianapolis: Bentley 9-19, McMillan 7-13, Wonsley 3-16, Gill 3-13, Capers 1-11, Hogeboom 2-3.
PASSING — Miami: Marino 29-17-1, 254 yards, 1 TD.
Indianapolis: Hogeboom 20-13-1, 188 yards, 0 TDs; Trudeau 11-5-0, 50 yards, 0 TDs.
RECEIVING — Miami: Clayton 4-94, Hampton 4-40, Duper 3-47, Nathan 2-21, Pruitt 1-24, Hardy 1-18, Johnson 1-6, N. Moore 1-4.
Indianapolis: Bentley 5-34, Bouza 3-45, McMillan 3-14, Gill 2-24, Wonsley 1-60, Harbour 1-28, Capers 1-19, Brooks 1-11, Boyer 1-3.

GAME 3

N.Y. JETS 51, DOLPHINS 45 (OT) Giants Stadium
September 21, 1986 East Rutherford, NJ

In a game Don Shula said was "as disappointing as any loss I've ever been associated with," the Dolphins saw the Jets score the game's tying touchdown with no time remaining in regulation and then win it when N.Y. scored on the first possession of overtime. The 51 points are the second-highest ever scored against Miami and the most ever allowed by a Don Shula-coached team. The Dolphin "D" allowed 581 total net yards (449 through the air). Dan Marino, who needed eight attempts to qualify in the NFL's career ratings (he's now ranked number one), was 30 of 50 for 448 yards, six TDs and two INTs. His stats for attempts, completions and yards were all personal bests. His six TDs tied Bob Griese's team record. Marino and Jet QB Ken O'Brien (29 of 43 for 479 yards, four TDs) combined for 884 yards — an NFL single-game record. Mark Clayton (8-174) and Mark Duper (7-154) each went over 100 yards in receiving. Don McNeal had an interception for Miami, while LB John Offerdahl led all tacklers with 11.

MIAMI	7	14	17	7	0	-	45
N.Y. JETS	3	28	0	14	6	-	51

NY — FG Leahy 32	4.8	1-	10:31
M — Pruitt, 6 pass from Marino (Revezick kick)	6.67	1-	12:24
NY — Hector, 1 run (Leahy kick)	10.83	2-	2:51
NY — Hector, 8 run (Leahy kick)	3.19	2-	5:00
M — Johnson, 1 pass from Marino (Revezick kick)	6.88	2-	7:34
M — Duper, 13 pass from Marino (Revezick kick)	2.13	2-	9:54
NY — Walker, 65 pass from O'Brien (Leahy kick)	4.73	2-	11:48
NY — Walker, 50 pass from O'Brien (Leahy kick)	1.50	2-	14:26
M — Duper, 46 pass from Marino (Revezick kick)	5.62	3-	4:12
M — FG Revezick 44	6.15	3-	7:48
M — Hardy, 1 pass from Marino (Revezick kick)	6.25	3-	10:48
NY — Bligen, 7 run (Leahy kick)	11.80	4-	6:18
M — Clayton, 4 pass from Marino (Revezick kick)	3.27	4-	12:04
NY — Walker, 21 pass from O'Brien (Leahy kick)	7.80	4-	15:00
NY — Walker, 43 pass from O'Brien	5.78	OT-	2:35

ATT. — 76,891

161

	Miami	N.Y. Jets
First Downs/Total-Rush.-Pass.-Pen.	27-1-24-2	31-10-19-2
Total Yards-Plays-Average	485-69-7.0	581-80-7.3
Rushes-Yards-Average	17-50-2.9	34-132-3.9
Net Yards Passing-Times Thrown-Yards Lost	435-2-13	449-3-30
Passes Attempted-Completed-Intercepted	50-30-2	43-29-1
Punts/Number-Average	6-36.7	4-37.8
Penalties/Number-Yards	9-82	5-33
Fumbles/Number-Lost	2-1	5-3

INDIVIDUAL STATISTICS

RUSHING - Miami: Nathan 4-36, Bennett 4-7, Hampton 6-6, Davenport 3-1.
 N.Y. Jets: Hector 22-82, Bligen 7-30, Paige 3-10, O'Brien 1-8, Toon 1-2.
PASSING - Miami: Marino 50-30-2, 448 yards, 6 TDs.
 N.Y. Jets: O'Brien 43-29-1, 479 yards, 4 TDs.
RECEIVING - Miami: Clayton 8-174, Duper 7-154, Hampton 5-46, Hardy 3-19,
 Nathan 2-19, Pruitt 2-16, Johnson 2-12, Bennett 1-8.
 N.Y. Jets: Walker 6-194, Toon 7-111, Klever 5-64, Hector 3-46, Shuler 6-44,
 Sohn 1-14, Paige 1-6.

GAME 4

SAN FRANCISCO 31, DOLPHINS 16
 September 28, 1986

Orange Bowl
 Miami, FL

The Dolphins lost their second straight game and saw their record drop to 1-3 - their worst start since 1969 (the year before Don Shula arrived). QB Dan Marino had his worst day in the NFL as he threw a career-high four INTs. Kicker Fuad Reveiz missed two FGs in one game for the first time in his career. The special teams suffered a rough afternoon with three fumbled punts, the missed FGs and a missed PAT. The Miami defense allowed only 16 first downs to the 49ers, along with 146 yards rushing and 314 total net yards. Dolphin Tony Nathan tied a team record with 10 receptions and punter Reggie Roby set a team mark for best average in a game. Roby's average was 58.5 (4-234), better than Larry Seiple's 52.0 mark vs. the Jets in 1973. Roby also had a 73-yard punt, which tied a team record held by Seiple. 49er QB Jeff Kemp, playing in place of injured Joe Montana, was 14 of 29 for 168 yards and two TDs.

SAN FRANCISCO	7	10	0	14	-	31
MIAMI	0	9	0	7	-	16

SF - Rice, 18 pass from Kemp (Wersching kick)	8/52	1-	9:13
M - FG Wersching 36	4/9	2-	3:22
M - FG Reveiz 34	10/64	2-	7:54
M - Clayton, 14 pass from Marino (kick failed)	12/96	2-14:03	
SF - Rice, 50 pass from Kemp (Wersching kick)	3/69	2-14:45	
SF - Craig, 5 run (Wersching kick)	13/73	4-	3:41
SF - Holmoe, 66 interception return* (Wersching kick)	9/72	4-	6:36
M - N. Moore, 9 pass from Stroock (Reveiz kick)			4-10:01

* Lott interception (4 yards) and lateral

ATT. - 70,264

	San Francisco	Miami
First Downs/Total-Rush.-Pass.-Pen.	16-8-7-1	24-6-18-0
Total Yards-Plays-Average	314-63-5.0	437-75-5.8
Rushes-Yards-Average	34-146-4.3	15-72-4.8
Net Yards Passing-Times Thrown-Yards Lost	168-0-0	365-2-18
Passes Attempted-Completed-Intercepted	29-14-1	58-35-4
Punts/Number-Average	7-42.7	4-58.5
Penalties/Number-Yards	5-30	8-64
Fumbles/Number-Lost	4-0	4-0

INDIVIDUAL STATISTICS

RUSHING - Miami: Hampton 12-47, Bennett 2-21, Nathan 1-4.
 San Francisco: Craig 11-69, Cherry 8-25, Harmon 7-21, Rathman 5-16, Kemp 3-15.
PASSING - Miami: Marino 46-27-4, 301 yards, 1 TD; Stroock 12-8-0, 82 yards, 1 TD.
 San Francisco: Kemp 29-14-1, 168 yards, 2 TDs.
RECEIVING - Miami: Nathan 10-101, Duper 7-102, Clayton 7-86, Moore 5-39,
 Hampton 4-29, Pruitt 1-19, Hardy 1-7.
 San Francisco: Clark 4-41, Craig 4-24, Rice 3-76, Francis 1-15, Harmon 1-11, Monroe 1-1.

GAME 5

NEW ENGLAND 34, DOLPHINS 7
 October 5, 1986

Sullivan Stadium
 Foxboro, MA

Off to the worst start in Don Shula's 24 years as an NFL coach, the Dolphins' record fell to 1-4 with a 34-7 loss at New England. Miami's offense was held to

162

only 13 first downs, 47 plays, 167 passing yards and 251 total yards. It marked the fourth time in five games that Miami failed to go over 100 yards in team rushing. Miami's only score was a four-yard TD toss from Dan Marino to Lorenzo Hampton in the fourth quarter. Marino, who threw seven INTs in two weeks, was 13 of 23 for 167 yards, three INTs and the one TD. Mark Duper registered his third straight game with over 100 yards receiving but Mark Clayton was held to no catches for the first time since the fourth game of '84. LB John Offerdahl led all tacklers with 16 stops. Pats QB Tony Eason played only the first half before suffering a rib injury. Steve Grogan replaced Eason and was six of 10 for 106 yards and one TD. New England CB Ronnie Lippett had two INTs for the winners. It was the first meeting of the two teams since the AFC title game in January of '86.

MIAMI	0	0	0	7	-	7
NEW ENGLAND	10	17	0	7	-	34

NE - FG Franklin 31	5/23	1-	3:50
NE - Scott, 2 pass from Eason (Franklin kick)	9/62	1-13:32	
NE - James, 3 run (Franklin kick)	16/80	2-10:00	
NE - Fryar, 38 pass from Eason (Franklin kick)	5/73	2-13:37	
E - FG Franklin 21	5/46	2-15:00	
E - Morgan, 27 pass from Grogan (Franklin kick)	5/59	4-	1:30
M - Hampton, 4 pass from Marino (Reveiz kick)	4/72	4-	3:51

ATT. - 60,689

	Miami	New England
First Downs/Total-Rush.-Pass.-Pen.	13-3-10-0	25-11-11-3
Total Yards-Plays-Average	251-47-5.3	429-68-6.3
Rushes-Yards-Average	22-99-4.5	41-167-4.1
Net Yards Passing-Times Thrown-Yards Lost	152-2-15	262-1-5
Passes Attempted-Completed-Intercepted	23-13-3	26-18-0
Punts/Number-Average	5-42.6	4-40.0
Penalties/Number-Yards	8-74	4-24
Fumbles/Number-Lost	0-0	1-0

INDIVIDUAL STATISTICS

RUSHING - Miami: Hampton 13-47, Davenport 4-22, Nathan 2-18, Carter 3-12.
 New England: C. James 22-70, Collins 7-39, Fryar 1-31, Weathers 5-13,
 Grogan 2-11, Tatupu 3-2, Eason 1-1.
PASSING - Miami: Marino 23-13-3, 167 yards, 1 TD.
 New England: Eason 16-12-0, 161 yards, 2 TDs; Grogan 10-6-0, 106 yards, 1 TD.
RECEIVING - Miami: Duper 4-102, Hardy 3-27, Nathan 2-13, Hampton 2-10,
 N. Moore 1-9, Carter 1-6.
 New England: Morgan 6-125, Fryar 4-76, C. James 2-15, Hawthorne 2-13,
 Tatupu 1-17, Weathers 1-14, Holloway 1-5, Scott 1-2.

GAME 6

DOLPHINS 27, BUFFALO 14
 October 12, 1986

Orange Bowl
 Miami, FL

The Dolphins snapped a three-game losing streak with a 27-14 triumph over Buffalo in the Orange Bowl. The Miami "D" recorded four turnovers and rookie LB John Offerdahl led the team in tackles for the fifth straight contest with eight. Safety Donovan Rose, playing his first game in five weeks, had an INT, as did veteran Mike Kozlowski. Buffalo QB Jim Kelly, the former University of Miami standout making a return to his college stadium, was 20 of 28 for 218 yards, one TD and two INTs. Miami held Buffalo's top rusher Greg Bell to 48 yards on 11 carries. Buffalo and Miami combined to tie an NFL record - fewest punts by both teams in one game - with one. The Bills had one punt (for 34 yards) while Miami's Reggie Roby never left the sideline. Lorenzo Hampton had two rushing TDs for the Dolphins and Dan Marino threw for over 300 yards for the 19th time in his career. The Dolphins had seven receivers catch three passes apiece vs. the Bills.

BUFFALO	7	0	0	7	-	14
MIAMI	3	7	10	7	-	27

M - FG Reveiz 22	13/75	1-	6:07
B - Bell, 1 run (Norwood kick)	6/14	1-12:45	
M - Duper, 30 pass from Marino (Reveiz kick)	3/36	2-13:57	
M - FG Reveiz 36	5/15	3-	2:22
M - Hampton, 4 run (Reveiz kick)	5/67	3-	7:10
M - Hampton, 1 run (Reveiz kick)	12/76	4-	7:15
B - Reed, 6 pass from Kelly (Norwood kick)	12/72	4-11:57	

ATT. - 49,467

163

First Downs/Total-Rush.-Pass.-Pen.	Buffalo	Miami
Total Yards-Plays-Average	18-9-9-0	27-9-16-2
Rushes-Yards-Average	305-58-5.3	447-71-6.3
Net Yards Passing-Times Thrown-Yards Lost	28-108-3.9	29-119-4.1
Passes Attempted-Completed-Intercepted	197-2-21	328-1-9
Punts/Number-Average	28-20-2	41-24-1
Penalties/Number-Yards	1-34.0	0-0
Fumbles/Number-Lost	7-54	1-5
	2-2	2-2

INDIVIDUAL STATISTICS

RUSHING - Miami: Hampton 17-64, Nathan 4-27, Bennett 5-23, Davenport 2-5, Marino 1-0.
 Buffalo: Bell 11-48, Riddick 8-47, Kelly 3-13, Moore 2-6, Byrum 1-1, Harmon 2-(-1), Broughton 1-(-6).
PASSING - Miami: Marino 41-24-1, 337 yards, 1 TD.
 Buffalo: Kelly 28-20-2, 218 yards, 1 TD.
RECEIVING - Miami: Clayton 3-73, Pruitt 3-62, Nathan 3-47, Duper 3-46, Johnson 3-34, Hampton 3-30, Hardy 3-15, Jensen 2-11, N. Moore 1-19.
 Buffalo: Riddick 7-82, Rolfe 3-48, Metzelaars 3-25, Harmon 2-20, Wilkins 1-13, Burkett 1-12, Bell 1-6, Moore 1-6, Reed 1-6.

GAME 7

L.A. RAIDERS 30, DOLPHINS 28
 October 19, 1986 **Orange Bowl**
Miami, FL

Marcus Allen rushed 21 times for 96 yards and two TDs to lead the Los Angeles Raiders to a 30-28 win over the Dolphins, dropping Miami to 2-5. Miami, which outgained the Raiders 330-315 in total yards, got 100-yard games from the "Marks Brothers," Mark Clayton and Mark Duper. Clayton had four receptions for 109 yards including a 68-yard TD grab as the game ended, while Duper caught five Dan Marino passes for 101 yards. Jackie Shipp spurred the Miami defense with nine stops and Mark Brown chipped in eight tackles and a sack. The game marked the return of two Dolphin veterans - Jon Giesler and Glenn Blackwood. Giesler got the start at his familiar left tackle spot, while Blackwood started at strong safety. Raider QB Marc Wilson completed 11 of 19 passes for 116 yards and one TD. Chris Bahr added three field goals to aid the winning cause. Because of rain all morning, there were 21,863 no-shows for the contest.

L.A. RAIDERS	6	17	0	7	-	30
MIAMI	0	7	7	14	-	28

LA - FG Bahr 32	15/65	1-	7:54
LA - FG Bahr 33	4/2	1-	9:00
M - Hardy, 18 pass from Marino (Revez kick)	2/22	2-	0:06
LA - Allen, 2 run (Bahr kick)	8/78	2-	4:29
LA - Allen, 16 pass from Wilson (Bahr kick)	6/48	2-	10:19
LA - FG Bahr 40	5/30	2-	14:45
M - Johnson, 5 pass from Marino (Revez kick)	8/82	3-	11:06
LA - Allen, 2 run (Bahr kick)	1/2	4-	1:50
M - Hampton, 2 run (Revez kick)	8/64	4-	5:35
M - Clayton, 68 pass from Marino (Revez kick)	3/92	4-	15:00

ATT. - 53,421

First Down Total-Rush.-Pass.-Pen.	L.A. Raiders	Miami
Total Yards-Plays-Average	19-14-5-0	17-4-12-1
Rushes-Yards-Average	315-65-4.9	330-47-7.0
Net Yards Passing-Times Thrown-Yards Lost	43-214-5.0	13-57-4.4
Passes Attempted-Completed-Intercepted	101-3-15	273-2-13
Punts Number-Average	19-11-0	32-20-2
Penalties Number-Yards	6-36.3	4-40.8
Fumbles Number-Lost	5-25	2-10
	1-0	3-2

INDIVIDUAL STATISTICS

RUSHING - Miami: Hampton 8-29, Nathan 2-20, Bennett 3-8.
 L.A. Raiders: Allen 21-96, McCallum 12-67, Hawkins 7-38, Wilson 3-13.
PASSING - Miami: Marino 32-20-2, 286 yards, 3 TDs.
 L.A. Raiders: Wilson 19-11-0, 116 yards, 1 TD.
RECEIVING - Miami: Duper 5-101, Clayton 4-109, Hardy 3-37, Bennett 2-12, Nathan 2-12, Hampton 2-6, Johnson 1-5, Davenport 1-4.
 L.A. Raiders: Christensen 5-49, Allen 3-20, Hester 1-32, Barksdale 1-8, McCallum 1-7.

GAME 8

DOLPHINS 17, INDIANAPOLIS 13
 October 26, 1986 **Hoosier Dome**
Indianapolis, IN

While the Dolphin offense sputtered in the second half - no scoring for the final 30 minutes - the Miami defense rose to the occasion, holding the Colts

to only a field goal in the final two quarters. Included in the fine defensive play was a gallant effort by Dolphin rookie LB John Offerdahl, who made a game-saving, one-on-one, open-field tackle of the Colts' Owen Gill on fourth down late in the game to preserve the victory. Lorenzo Hampton sparked the Miami offense with 58 yards on 13 carries and a TD along with four receptions for 47 yards. Hampton got the game's first score on a one-yard run in the first quarter. After the Colts answered with a 14-yard scoring jaunt by Randy McMillan, Fuad Revez put the Dolphins back on top with a 29-yard FG in the second quarter. Dan Marino closed Miami's scoring a few minutes later with a seven-yard TD toss to Mark Duper. The only scoring in the second half was two FGs by Indy's Dean Biasucci. Marino tossed a TD pass for his 15th straight game - becoming the holder of the longest current streak in the NFL.

MIAMI	7	10	0	0	-	17
INDIANAPOLIS	7	3	0	3	-	13

M - Hampton, 1 run (Revez kick)	7	57	1-	3:15
I - McMillan, 14 run (Biasucci kick)	6	77	1-	5:36
M - FG Revez 29	13	54	2-	0:03
I - Duper, 7 pass from Marino (Revez kick)	11	61	2-	6:31
I - FG Biasucci 39	11	52	2-	12:29
I - FG Biasucci 45	11	52	4-	6:21

ATT. - 58,350

First Downs/Total-Rush.-Pass.-Pen.	Miami	Indianapolis
Total Yards-Plays-Average	21-7-14-0	17-6-10-1
Rushes-Yards-Average	340-71-4.8	303-60-5.0
Net Yards Passing-Times Thrown-Yards Lost	29-97-3.3	36-182-5.0
Passes Attempted-Completed-Intercepted	243-0-0	121-0-0
Punts/Number-Average	42-23-0	24-14-1
Penalties/Number-Yards	3-48.3	3-43.6
Fumbles/Number-Lost	3-30	3-18
	3-0	0-0

INDIVIDUAL STATISTICS

RUSHING - Miami: Hampton 13-58, Bennett 5-28, Davenport 6-19, Roby 1-0, Marino 4-(-8).
 Indianapolis: Wonsley 18-99, Gill 12-54, McMillan 5-25, Trudeau 1-4.
PASSING - Miami: Marino 42-23-0, 243 yards, 1 TD.
 Indianapolis: Trudeau 24-14-1, 121 yards, 0 TDs.
RECEIVING - Miami: Hampton 4-47, Davenport 3-45, Pruitt 3-35, N. Moore 3-34, Nathan 3-28, Hardy 3-12, Clayton 2-29, Duper 2-13.
 Indianapolis: Wonsley 4-34, Bouza 3-19, Brooks 2-23, LaFleur 2-21, Gill 2-19, McMillan 1-5.

GAME 9

DOLPHINS 28, HOUSTON 7
 November 2, 1986 **Orange Bowl**
Miami, FL

The Dolphin defense played its best game of the year to date, allowing only four-quarter touchdown, and the offense exploded on big plays for 28 points as Miami defeated the Oilers in the Orange Bowl to win its second straight game. Dan Marino, who completed only one of his first seven passes, pulled things together and ended the afternoon with four TD tosses and 220 yards. Marino and Mark Duper connected for an 85-yard TD reception early in the third quarter - the longest pass play in the NFL in '86. The completion also equaled the career long for each. Ron Davenport rushed for a personal season-high of 74 yards for Miami. Defensively, the Dolphins were led by John Offerdahl, who had a sack and a game-high 10 tackles. Glenn Blackwood recorded his first INT of '86 and the 25th of his career. Offerdahl, Mark Brown and Doug Belters each were credited with QB sacks in what defensive coordinator Chuck Studley called "our best defensive effort of the season."

HOUSTON	0	0	0	7	-	7
MIAMI	0	21	7	0	-	28

M - Clayton, 8 pass from Marino (Revez kick)	9	73	2-	9:52
M - N. Moore, 38 pass from Marino (Revez kick)	4	63	2-	12:50
M - Nathan, 3 pass from Marino (Revez kick)	3	10	2-	14:21
M - Duper, 85 pass from Marino (Revez kick)	3	89	3-	7:12
H - Rozier, 1 run (Zendejas kick)	7	50	4-	2:14

ATT. - 43,804

First Downs/Total-Rush.-Pass.-Pen.	Houston	Miami
Total Yards-Plays-Average	18-10-8-0	17-7-8-2
Rushes-Yards-Average	301-67-4.5	345-59-5.9
Net Yards Passing-Times Thrown-Yards Lost	37-164-4.4	29-128-4.4
Passes Attempted-Completed-Intercepted	137-3-27	217-1-3
Punts Number-Average	27-14-2	29-12-2
Penalties Number-Yards	8-38.6	4-50.8
Fumbles Number-Lost	5-57	2-20
	0-0	3-1

INDIVIDUAL STATISTICS

RUSHING - Miami: Davenport 16-74, Nathan 4-30, Hampton 8-23, Bennett 1-1, Houston: Givins 3-52, Rozier 17-50, Wallace 9-32, Pinkett 3-14, Woolfolk 4-9, Moon 1-7.
PASSING - Miami: Marino 29-12-2, 220 yards, 4 TDs. Houston: Luck 19-9-1, 119 yards, 0 TDs; Moon 8-5-1, 45 yards, 0 TDs.
RECEIVING - Miami: Nathan 3-27, Duper 2-110, Clayton 2-18, Hampton 2-3, Moore 1-38, Pruitt 1-22, Davenport 1-2. Houston: D.Hill 4-40, T.Smith 2-38, Woolfolk 2-16, Givins 2-15, Akiu 1-27, Pinkett 1-10, J.Williams 1-11, Wallace 1-7.

GAME 10

CLEVELAND 26, DOLPHINS 16
 November 10, 1986

Cleveland Stadium
Cleveland, OH

Cleveland QB Bernie Kosar enjoyed the finest game of his young career, completing 32 of 50 passes for 401 yards to lead the Browns to a 26-16 Monday Night Football win over Miami before a chilly crowd of 77,949 in Cleveland. In doing so, Kosar became the only QB in NFL history to pass for over 400 yards in a game and *not* throw a TD pass. Matt Bahr booted four field goals for the Browns. The Dolphins trailed 16-10 at halftime, but Curtis Dickey scored in the third quarter on a 13-yard run and Bahr added his final FG early in the fourth period to put the Browns comfortably ahead. Dan Marino, who earlier in the day had a 24-yard TD pass to Mark Duper, threw a 22-yard scoring strike to Mark Clayton on the game's final play. As a team, Miami managed only 58 yards rushing on 17 carries. On eight of its 10 drives, Cleveland advanced inside the Dolphin 20-yard line. But the Miami defense stiffened when the Browns got close to the goal line as those eight possessions resulted in only two TDs, four FGs, a blocked FG and a fumble. Overall, Miami's defense allowed 558 total yards (168 rushing, 390 passing), the fourth most in team history. Cleveland went on to record the best record (12-4) in the AFC.

MIAMI	0	10	0	6	-	16
CLEVELAND	6	10	7	3	-	26

- C — FG Bahr 32 8/39 1- 7:07
- C — FG Bahr 19 8/88 1-12:54
- M — FG Reveiz 20 9/58 2- 0:48
- C — Holt, 16 run (Bahr kick) 11/87 2- 6:13
- C — Duper, 24 pass from Marino (Reveiz kick) 10/82 2-11:29
- M — FG Bahr 18 13/72 2-15:00
- C — Dickey, 13 run (Bahr kick) 4/29 3-10:26
- C — FG Bahr 21 12/49 4- 4:37
- M — Clayton, 22 pass from Marino (kick blocked) 7/80 4-15:00

ATT. — 77,949

	Miami	Cleveland
First Downs/Total-Rush.-Pass.-Pen.	20-3-16-1	29-8-19-2
Total Yards-Plays-Average	353-56-6.3	558-81-6.9
Rushes-Yards-Average	17-58-3.4	28-168-6.0
Net Yards Passing-Times Thrown-Yards Lost	295-0-0	390-2-11
Passes Attempted-Completed-Intercepted	39-22-1	51-32-1
Punts/Number-Average	4-38.8	1-46.0
Penalties/Number-Yards	4-24	6-44
Fumbles/Number-Lost	2-1	1-1

INDIVIDUAL STATISTICS

RUSHING - Miami: Davenport 7-33, Clayton 1-22, Marino 1-5, Nathan 1-2, Hampton 7-(-4).
 Cleveland: Dickey 15-92, Fontenot 3-30, Mack 8-27, Holt 1-16, Everett 1-3.
PASSING - Miami: Marino 39-22-1, 295 yards, 2 TDs.
 Cleveland: Kosar 50-32-0, 401 yards, 0 TDs; Gossett 1-0-1, 0 yards, 0 TDs.
RECEIVING - Miami: Clayton 6-99, Duper 5-83, Hardy 4-45, Nathan 2-29, Davenport 2-15, Hampton 2-13, Johnson 1-11.
 Cleveland: Newsome 7-94, Mack 6-94, Dickey 5-40, Fontenot 4-55, Langhorne 4-47, Weathers 3-40, Brennan 2-18, Slaughter 1-13.

GAME 11

DOLPHINS 34, BUFFALO 24
 November 16, 1986

Rich Stadium
Orchard Park, NY

Dolphin QB Dan Marino, playing in front of his parents who made the trip from Pittsburgh, set a team record with 39 completions (in 54 attempts) as Miami recorded a come-from-behind victory over the Buffalo Bills in dreary, misty weather in Buffalo. Marino went over the 300-yard mark for the 20th time in his career and over the 400-yard mark for the sixth time as he ended with 404 yards and four TDs. While Marino was leading the Miami offense, the Dolphin "D" - after

allowing 21 points in the first half - came together and held Buffalo to three points and 60 total yards in the second half. Marino was 22 of 31 for 245 yards in the second half alone and completed passes to 10 different receivers on the afternoon. Mark Duper and TE Bruce Hardy each recorded the 200th reception of their careers in the game. Hardy also tied his personal high of seven catches in a game, while RB Lorenzo Hampton had nine receptions for his career-high. Kicker Fuad Reveiz booted a career-best 52-yard FG just before halftime to give the Dolphins a lift and bring Miami within 21-10 at intermission. The Dolphins played without LB John Offerdahl, who missed the only game of his rookie season with an arm injury.

MIAMI	0	10	10	14	-	34
BUFFALO	7	14	3	0	-	24

- B — Byrum, 10 pass from Kelly (Norwood kick) 11/84 1- 9:31
- M — Davenport, 19 pass from Marino (Reveiz kick) 9/67 2- 0:58
- B — Riddick, 11 run (Norwood kick) 8/41 2-11:21
- B — Butler, 25 pass from Kelly (Norwood kick) 7/72 2-14:39
- M — FG Reveiz 52 3/30 2-15:00
- M — FG Reveiz 36 11/65 3- 8:12
- M — Duper, 27 pass from Marino (Reveiz kick) 6/27 3-10:29
- B — FG Norwood 39 5/58 3-14:50
- B — Johnson, 4 pass from Marino (Reveiz kick) 9/67 4- 3:05
- B — Hampton, 2 pass from Marino (Reveiz kick) 10/83 4- 7:56

ATT. — 76,474

	Miami	Buffalo
First Downs/Total-Rush.-Pass.-Pen.	29-4-24-1	14-5-8-1
Total Yards-Plays-Average	474-80-5.9	261-51-5.1
Rushes-Yards-Average	24-85-3.5	17-80-4.7
Net Yards Passing-Times Thrown-Yards Lost	389-2-15	181-1-8
Passes Attempted-Completed-Intercepted	54-39-0	33-17-0
Punts/Number-Average	4-43.0	6-47.7
Penalties/Number-Yards	5-64	7-55
Fumbles/Number-Lost	0-0	1-1

INDIVIDUAL STATISTICS

RUSHING - Miami: Hampton 11-45, Davenport 10-29, Nathan 1-14, Bennett 1-0, Marino 1-(-3).
 Buffalo: Byrum 6-33, Riddick 8-23, Kelly 2-25, Harmon 1-(-1).
PASSING - Miami: Marino 54-39-0, 404 yards, 4 TDs.
 Buffalo: Kelly 33-17-0, 189 yards, 2 TDs.
RECEIVING - Miami: Hampton 9-48, Duper 7-109, Hardy 7-50, Moore 4-22, Clayton 3-70, Davenport 3-35, Nathan 2-22, Johnson 2-11, Pruitt 1-24, Bennett 1-13.
 Buffalo: Byrum 4-39, Reed 3-51, Harmon 3-30, Metzelaars 3-26, Butler 2-40, Riddick 2-3.

GAME 12

DOLPHINS 45, N.Y. JETS 3
 November 24, 1986

Orange Bowl
Miami, FL

The Dolphins reached the .500 mark for the first time since the season's second game with their highest total offensive figure in 30 games in a 45-3 triumph over the Jets in a Monday night game. The Jets entered the game with the league's best record (10-1) and the AFC's top-rated QB, Ken O'Brien, but saw their winning streak end at nine. The Dolphins rolled up 514 yards in total offense - the most since they earned 515 on Dec. 2, 1984 vs. the Raiders. Miami also saw its own streak of 36 regular-season games (41 overall) without a 100-yard rusher end as Lorenzo Hampton gained 148 yards on 19 carries. While Hampton (three TDs) led the ground attack, Dan Marino and Nat Moore reached milestones with the Dolphin air attack. Marino became the first NFL QB to throw 30-or-more TD tosses in three different seasons (and he did it in three straight years). Marino also set a career-best with his 80.6 completion percentage (29 of 36) for the game. Moore was the game's top receiver with seven catches for 99 yards and two TDs. He also caught the 500th pass of his career - a 21-yard reception from Don Strock in the fourth quarter. Miami's "D" held the NFL's hottest offensive unit to only 280 yards in total offense (89 rushing and 191 passing). The Dolphins had four take-aways and no give-aways. Miami scored on seven of its first eight drives in the game.

N.Y. JETS	0	0	3	0	-	3
MIAMI	7	14	10	14	-	45

- M — Hampton, 54 run (Reveiz kick) 6/80 1- 6:12
- M — Hampton, 1 run (Reveiz kick) 12/84 2- 8:33
- M — Hampton, 1 pass from Marino (Reveiz kick) 14/92 2-14:58
- M — N.Moore, 22 pass from Marino (Reveiz kick) 3/85 3- 1:17
- NY — FG Leahy 45 10/45 3- 5:12
- M — FG Reveiz 39 14/58 3-14:29
- M — Hardy, 1 pass from Marino (Reveiz kick) 7/51 4- 4:42
- M — N.Moore, 21 pass from Marino (Reveiz kick) 3/21 4- 7:02

ATT. — 70,206

First Downs/Total-Rush.-Pass.-Pen.
Total Yards-Plays-Average
Rushes-Yards-Average
Net Yards Passing-Times Thrown-Yards Lost
Passes Attempted-Completed-Intercepted
Punts/Number-Average
Penalties/Number-Yards
Fumbles/Number-Lost

N.Y. Jets	Miami
17-4-12-1	31-7-21-3
280-50-5.6	514-75-6.9
19-89-4.7	36-189-5.3
191-3-25	325-0-0
28-14-2	39-32-0
3-36.7	1-50.0
7-54	4-21
2-2	4-0

INDIVIDUAL STATISTICS

RUSHING - Miami: Hampton 19-148, Davenport 9-25, Bennett 3-10, Ellis 3-6, Marino 1-0, Strock 1-0.
N.Y. Jets: McNeil 16-88, Hector 3-1.

PASSING - Miami: Marino 36-29-0, 288 yards, 4 TDs; Strock 3-3-0, 37 yards, 0 TDs.
N.Y. Jets: O'Brien 21-11-1, 168 yards, 0 TDs; Ryan 7-3-1, 48 yards, 0 TDs.

RECEIVING - Miami: Moore 7-99, Hardy 6-37, Hampton 5-40, Duper 4-64, Johnson 3-33, Clayton 3-30, Nathan 3-15, Jensen 1-7.
N.Y. Jets: Walker 5-97, McNeil 5-59, Toon 3-54, Shuler 1-6.

GAME 13

ATLANTA 20, DOLPHINS 14
November 30, 1986

Orange Bowl
Miami, FL

Atlanta's Gerald Riggs became the first opposing rusher to gain over 100 yards on the ground vs. Miami in 1986 as he powered his way to 172 yards to lead the Falcons to a win over the Dolphins in the Orange Bowl. It marked Miami's first loss ever to the Falcons after four straight wins. The loss also was Miami's third in the Orange Bowl in '86 - the most since 1980. The game saw Mark Duper go over 1,000 yards in receiving for the third time in his career and Dan Marino go over 15,000 yards passing in his career. On the negative side, Marino tied his personal record for most INTs in a game with four (he also threw four earlier in the season vs. San Francisco). Marino was 20 of 40 for 303 yards - the 21st time he's thrown for over 300 yards. Duper had 115 yards receiving on four catches, including a 54-yard scoring grab. Miami played without Mark Clayton, who missed the game with a shoulder injury. After picking up 189 yards on the ground the previous week, Miami was held to only 72 yards rushing by Atlanta. LB John Offerdahl led the Dolphin "D" with eight tackles, including the 100th of his career.

ATLANTA	MIAMI	10	0	0	10	-	20
		0	0	7	7	-	14

A - Riggs, 1 run (Haji-Sheikh kick) 7:49 1- 7:07
A - FG Haji-Sheikh 32 4:9 1-10:32
M - Duper, 54 pass from Marino (Revez kick) 3:75 3-11:10
A - Schonert, 4 run (Haji-Sheikh kick) 7:69 4- 0:53
A - FG Haji-Sheikh 47 6:36 4- 5:41
M - Jensen, 20 pass from Marino (Revez kick) 7:54 4-13:10
ATT. - 53,762

First Downs/Total-Rush.-Pass.-Pen.	Atlanta	Miami
Total Yards-Plays-Average	13-8-5-0	16-5-10-1
Rushes-Yards-Average	362-58-6.2	375-59-6.4
Net Yards Passing-Times Thrown-Yards Lost	45-219-4.9	18-72-3.8
Passes Attempted-Completed-Intercepted	143-0-0	303-0-0
Punts/Number-Average	13-8-0	41-20-4
Penalties/Number-Yards	4-46.8	3-46.7
Fumbles/Number-Lost	6-43	9-76
	1-1	3-0

INDIVIDUAL STATISTICS

RUSHING - Miami: Hampton 10-43, Davenport 5-15, Marino 2-8, Nathan 1-6, Atlanta: Riggs 33-172, Andrews 4-23, Schonert 4-12, Stamps 2-8, Clark 1-2, Dixon 1-2.

PASSING - Miami: Marino 40-20-4, 303 yards, 2 TDs; Jensen 1-0-0, 0 yards, 0 TDs.
Atlanta: Schonert 13-8-0, 143 yards, 0 TDs.

RECEIVING - Miami: Duper 4-115, Nathan 3-31, Moore 2-36, Jensen 2-32, Pruitt 2-27, Hardy 2-24, Hampton 2-15, Davenport 2-11, Johnson 1-12.
Atlanta: C. Brown 4-90, K. Williams 1-30, Cox 1-11, Andrews 1-6, Riggs 1-6.

GAME 14

DOLPHINS 31, NEW ORLEANS 27
December 7, 1986

Louisiana Superdome
New Orleans, LA

Dan Marino passed for three TDs and the Dolphins rolled up 31 first-half points, but Miami had to hold on for a 31-27 victory over the Saints in New Orleans. Marino, who had been sacked only once in the previous five games,

was 27 of 41 for 241 yards and three TDs with no INTs. He opened the game with 11 straight completions - the third-best streak in Dolphin history. The Dolphins scored four TDs (three Marino TD tosses and a Lorenzo Hampton run) to take a commanding 31-10 halftime lead. Rueben Mayes, the Saints' outstanding rookie RB, brought New Orleans back as he tied the Dolphin record for most yards rushing by an opponent with 203 yards (7.3 average). O.J. Simpson had gained 203 yards vs. Miami in 1976. The Saints scored 10 points in the third quarter and seven in the fourth to pull within 31-27 late in the game. New Orleans had four shots at a winning touchdown inside the Miami six-yard line in the last minute, but the Dolphins prevailed in the end.

MIAMI	NEW ORLEANS	14	17	0	0	-	31
		7	3	10	7	-	27

M - Hampton, 20 run (Revez kick) 12/80 1- 7:01
NO - Mayes, 20 run (Andersen kick) 8/80 1-10:24
M - Johnson, 13 pass from Marino (Revez kick) 6/57 1-14:03
M - Hardy, 4 pass from Marino (Revez kick) 6/61 2- 3:16
NO - FG Andersen 27 7/66 2- 5:59
M - FG Revez 43 14/59 2-11:07
M - Nathan, 23 pass from Marino (Revez kick) 4/41 2-14:46
NJ - Mayes, 34 run (Andersen kick) 6/80 3- 2:32
NJ - FG Andersen 29 12/68 3-14:37
NO - Tice, 3 pass from D. Wilson (Andersen kick) 8/64 4- 7:57
ATT. - 64,761

First Downs/Total-Rush.-Pass.-Pen.	Miami	New Orleans
Total Yards-Plays-Average	25-6-17-2	26-11-14-1
Rushes-Yards-Average	352-66-5.3	526-71-7.4
Net Yards Passing-Times Thrown-Yards Lost	25-111-4.4	36-257-7.1
Passes Attempted-Completed-Intercepted	241-0-0	269-1-7
Punts/Number-Average	41-27-0	34-19-1
Penalties/Number-Yards	4-50.0	1-44
Fumbles/Number-Lost	1-5	5-44
	0-0	1-1

INDIVIDUAL STATISTICS

RUSHING - Miami: Hampton 17-88, Bennett 4-20, Davenport 1-4, Nathan 1-4, Marino 2-(-5).
New Orleans: Mayes 28-203, Jordan 3-19, Del Rio 1-16, Hilliard 2-10, Gray 1-3, W. Wilson 1-3.

PASSING - Miami: Marino 41-27-0, 241 yards, 3 TDs.
New Orleans: D. Wilson 34-19-1, 276 yards, 1 TD.
RECEIVING - Miami: Hampton 7-64, Nathan 6-57, Clayton 4-47, Hardy 4-27, Moore 3-15, Duper 2-18, Johnson 1-13.
New Orleans: Jones 6-119, Tice 5-68, Harris 3-45, Mayes 2-22, Martin 1-20, Jordan 1-5, W. Wilson 1-(-3).

GAME 15

DOLPHINS 37, L.A. RAMS 31 (OT)
December 14, 1986

Anaheim Stadium
Anaheim, CA

The Dolphins recorded their most impressive road victory of the 1986 season and went over the .500 mark (8-7) for the first time in '86 with a thrilling 37-31 overtime win over the Rams in Anaheim. Miami, which jumped out to a 21-7 halftime edge, saw the Rams come back and tie the game 31-31 with :50 to play, forcing the overtime. Miami won the coin toss to begin overtime and marched 75 yards in six plays, winning the game when Dan Marino and Mark Duper connected on a 20-yard TD toss 3:04 into the extra period. Marino set an NFL record for most 400-yard passing days in a career - seven - as he completed 29 of 46 for 403 yards and five TDs with one INT. The five TDs gave Marino 41 on the year - the second highest single-season total in NFL history. He also holds the top spot at 48, set in 1984. Duper picked up his eighth 100-yard receiving game of the season - a Miami team record. Ron Davenport, who had 61 yards on eight carries, made a key 35-yard sprint on the game-winning overtime drive. Rams RB Eric Dickerson, the NFL's top rusher, gained 124 yards on 28 carries. With the victory, Miami is now 3-0 in games vs. the Rams on the West Coast.

MIAMI	L.A. RAMS	0	21	7	3	6	-	37
		0	7	14	10	0	-	31

LA - Newberry, fumble rec. in end zone (Lansford kick) 2- 0:45
M - Duper, 69 pass from Marino (Revez kick) 3/80 2- 1:54
M - Pruitt, 6 pass from Marino (Revez kick) 9/39 2- 7:49
M - Clayton, 43 pass from Marino (Revez kick) 4/53 2-10:36
LA - Ellard, 19 pass from Everett (Lansford kick) 4/47 3- 3:27
LA - House, 23 pass from Everett (Lansford kick) 5/74 3- 8:36
M - Duper, 5 pass from Marino (Revez kick) 8/83 3-13:25
M - FG Revez 18 9/54 4- 4:54
LA - FG Lansford 32 8/63 4- 9:31

LA — Dickerson, 1 run (Lansford kick) 11/75 4-14:10
 M — Duper, 20 pass from Marino 6/75 OT- 3:04

ATT. — 62,629

	Miami	L.A. Rams
First Downs/Total-Rush.-Pass.-Pen.	23-5-17-1	25-12-13-0
Total Yards-Plays-Average	506-68-7.4	372-65-5.7
Rushes-Yards-Average	21-107-5.1	31-142-4.6
Net Yards Passing-Times Thrown-Yards Lost	399-1-4	230-3-21
Passes Attempted-Completed-Intercepted	46-29-1	31-18-0
Punts: Number-Average	4-39.8	5-43.4
Penalties: Number-Yards	4-31	7-34
Fumbles: Number-Lost	2-1	5-1

INDIVIDUAL STATISTICS

RUSHING — Miami: Davenport 8-61, Hampton 10-38, Bennett 3-8.
 L.A. Rams: Dickerson 28-124, Everett 3-18.
PASSING — Miami: Marino 46-29-1, 403 yards, 5 TDs.
 L.A. Rams: Everett: 31-18-0, 251 yards, 2 TDs.
RECEIVING — Miami: Duper 5-145, Hardy 5-44, Hampton 5-42, Clayton 4-84, Davenport 4-31, Moore 3-39, Nathan 1-8, Pruitt 1-6, Johnson 1-4.
 L.A. Rams: Ellard 8-121, House 3-65, Hill 3-42, Dickerson 3-14, Tyrrell 1-9.

GAME 16

NEW ENGLAND 34, DOLPHINS 27 Orange Bowl
 December 22, 1986 Miami, FL

Veteran QB Steve Grogan came off the bench to replace injured starter Tony Eason and lead the Patriots to a come-from-behind 34-27 victory over the Dolphins in Miami's final game in the Orange Bowl. New England, which outscored Miami 14-0 in the fourth quarter, captured the AFC East title with the win. The loss was the Dolphins' fourth in the Orange Bowl in 1986 — the most home losses since '76 when Miami was 3-4. The win was only New England's third in 21 tries in the Orange Bowl. Dan Marino set two NFL single-season marks in the game — most completions (378) and attempts (623). Marino, who tossed three TD passes, also became the only NFL QB to throw a TD pass in all 16 games in '86. He now has thrown a TD pass in 23 straight regular-season contests. For the second time this season, Lorenzo Hampton gained over 100 yards rushing (109) for Miami. Eason was six of nine for 59 yards before being shaken up midway through the second quarter. After trailing 13-10 at halftime, the Dolphins took the lead at 20-13 on a 21-yard Fuad Reveiz FG and a 32-yard pass from Marino to Mark Clayton. Grogan, who also came off the bench in the season's first game between the two teams, scored on a seven-yard run late in the third quarter to tie the contest at 20-20. The teams exchanged TDs before Grogan found Stanley Morgan for a 30-yard game-winning TD with :44 to play.

NEW ENGLAND	7	6	7	14	-	34
MIAMI	0	10	17	0	-	27

NE — Morgan, 22 pass from Eason (Franklin kick)	13 75	1-12:35
NE — FG Franklin 47	4 6	2- 1:56
M — FG Reveiz 42	6 42	2- 5:25
NE — FG Franklin 44	7 17	2-11:19
M — Hardy, 1 pass from Marino (Reveiz kick)	11 65	2-14:19
M — FG Reveiz 21	7 74	3- 6:25
M — Clayton, 32 pass from Marino (Reveiz kick)	3 46	3- 8:59
NE — Grogan, 7 run (Franklin kick)	8 67	3-11:51
M — Clayton, 19 pass from Marino (Reveiz kick)	3 40	4- 1:31
NE — Collins, 12 pass from Grogan (Franklin kick)	7 74	4- 6:40
NE — Morgan, 30 pass from Grogan (Franklin kick)	12 86	4-14:16

ATT. — 74,516

	New England	Miami
First Downs/Total-Rush.-Pass.-Pen.	22-7-13-2	20-5-15-0
Total Yards-Plays-Average	390-76-5.1	388-56-7.0
Rushes-Yards-Average	41-126-3.1	17-122-7.2
Net Yards Passing-Times Thrown-Yards Lost	264-2-21	266-0-0
Passes Attempted-Completed-Intercepted	33-21-1	39-23-2
Punts: Number-Average	3-47.0	3-38.7
Penalties: Number-Yards	1-5	2-20
Fumbles: Number-Lost	2-1	4-2

INDIVIDUAL STATISTICS

RUSHING — Miami: Hampton 13-109, Clayton 1-11, Nathan 2-10, Roby 1-(-8).
 New England: C.James 19-60, Tatupu 9-32, Collins 4-18, Grogan 6-12, Hawthorne 1-5, Dupard 2-(-1).
PASSING — Miami: Marino 39-23-2, 266 yards, 3 TDs.
 New England: Grogan 24-15-1, 226 yards, 2 TDs; Eason 9-6-0, 59 yards, 1 TD.
RECEIVING — Miami: Clayton 5-94, Duper 4-68, Davenport 4-34, Hardy 3-24, Moore 2-27, Johnson 2-15, Hampton 2-11, Nathan 1-3.
 New England: Morgan 8-148, Collins 7-73, Baty 3-18, Fryar 2-41, Hawthorne 1-5.

1986 ROSTER MOVEMENTS


(Daily transactions from the first day of training camp, July 14, through the last day of the season, December 22)

- 7 15 — FB Speedy Neal retired.
- 7 18 — G Ed Newman retired.
- 7 24 — Waived DE Joe Stepanek. Placed LB Charles Bowser, T Jon Giesler and G Jeff Toews on physically unable to perform.
- 7 25 — T/G Greg Harraka retired.
- 7 29 — Waived TE Rich Bodmer. LB Gary Burton, RB Frank Graham, P Tom O'Connor and K/P Mike Rendlin. Placed LB Robin Sendlein on injured reserve.
- 8 4 — Waived WR Greg Petty, S Larry Robinson, WR Terry Shaw and K Gehad Youssef. Signed K Obed Ariri.
- 8 5 — Signed DE Roy Harris.
- 8 11 — Waived WR Steve Lyle and RB Darvin Malone. Signed T Greg Koch. Placed G Steve Clark and C Mark Dennard on injured reserve.
- 8 12 — Signed T Rick Kehr and G Dan Rosado.
- 8 13 — T Rick Kehr failed physical and placed on waivers. Signed C Mike Katolin.
- 8 14 — Signed LB Anthony Dickerson.
- 8 17 — Waived WR Tron Armstrong, T Mike Dorundo, WR George Farmer, FB Warren Loving, G Dave Mielke, LB Jeff Pegues, T Wade Russell, T John Stuart, RB John Tagliaferri, C/G Tom Taylor and RB Marc White.
- 8 18 — Waived K Obed Ariri, TE Arnold Franklin, WR Victor Oatis, S Ricky Smith and CB Robert Sowell.
- 8 9 — Waived DE/NT Bill Barnett, LB Anthony Dickerson, G/T Curt Gore, DE Roy Harris, S Liffort Hobley, FB Jacque Robinson and QB Jeff Wickersham. Placed TE Joe Rose on injured reserve. Roster at mandated 60 players.
- 8 21 — Waived NT Tony Chickillo. Signed T Chris Ward.
- 8 25 — Waived LB John Coker, FB Rickey Isom, TE Lawrence Sampleton, T Brent Sowell, T Kelly Thomas, WR/RB Tom Vigorito and CB Kevin Wyatt. Placed C Mike Katolin and LB Larry Kolic on injured reserve.
- 8 26 — Waived S Mike Kozlowski. Roster at mandated 50 players.
- 8 31 — Waived WR Vince Heflin.
- 9 1 — Waived S Lyle Blackwood, DE Kim Bokamper, LB Jay Brophy and G Dan Rosado. Roster at mandated 45 players.
- 9 1 — Placed S Glenn Blackwood on injured reserve. Recalled S Lyle Blackwood from waivers. Signed DE Doug Betters and granted two-week roster exemption.
- 9 4 — Waived LB Alex Moyer. Signed LB Jack Squirek.
- 9 6 — Placed NT Mike Charles under suspension. Lifted roster exemption on DE Doug Betters.
- 9 9 — Waived T Chris Ward. Signed T Tom Toth.
- 9 11 — Placed S Donovan Rose on injured reserve. Signed S Mike Kozlowski.
- 9 17 — LB Jack Squirek retired.
- 9 18 — Signed LB Jay Brophy.
- 9 23 — Placed LB Hugh Green on injured reserve. Signed LB Alex Moyer.
- 9 26 — Waived DE Mack Moore. Lifted suspension of NT Mike Charles.
- 10 1 — Placed NT Mike Charles on injured reserve. Signed DE Mack Moore.
- 10 14 — Waived LB Alex Moyer. Claimed LB Johnny Taylor on waivers from Atlanta.
- 10 18 — Waived LB Jay Brophy. Placed G Ronnie Lee on injured reserve. Activated S Glenn Blackwood from injured reserve and T Jon Giesler from physically unable to perform.
- 10 21 — Waived RB Joe Carter. Signed RB Craig Ellis.
- 10 23 — Placed LB Johnny Taylor on injured reserve. Claimed LB Guy Frazier on waivers from Buffalo. LB Guy Frazier retired.
- 10 24 — Signed LB David Frye.
- 11 1 — Waived DE Mack Moore. Activated NT Mike Charles from injured reserve.
- 11 4 — Waived G Jeff Toews from physically unable to perform.
- 11 12 — Placed NT Bob Baumhower on injured reserve. Signed NT Brian Sochia.
- 11 23 — Waived T Cleveland Green. Activated G Ronnie Lee from injured reserve.
- 11 28 — Placed CB Paul Lankford on injured reserve. Signed LB Fred Robinson. Waived LB Johnny Taylor from injured reserve.

- 12/2 — Waived C **Mark Dennard** from injured reserve.
 12/9 — Placed CB **Mike Smith** on injured reserve. Signed CB **Donald Brown**.
 12/11 — Placed NT **Bob Baumhower** on procedural recall waivers.
 12/12 — Placed T **Jon Giesler** on injured reserve. Activated NT **Bob Baumhower** from injured reserve after he cleared procedural recall waivers.
 12/13 — Waived NT/DE **Jerome Foster**. Activated LB **Larry Kolic** from injured reserve.

1987 KEY DATES

July 20	Rookie/Free Agent Passing Camp
July 23	All Rookies: Free Agents Report to Camp
July 27	Veterans Involved in Passing Game Report to Camp
July 30	Remaining Veterans Report to Camp
August 2	Family Day at Joe Robbie Stadium
August 5-8	Training with Atlanta Falcons; Suwanee, Georgia
August 8	Hall of Fame Induction Ceremonies for Former Dolphins Larry Csonka and Jim Langer ; Canton, Ohio
August 14-16	First Pre-Season Weekend
August 16	Joe Robbie Stadium Opens with Game vs. Chicago Bears
September 1	NFL Roster Cut-Down to 60 Players
September 7	NFL Roster Cut-Down to 45 Players
September 13	Regular Season Opens
December 28	Regular Season Closes
January 3	AFC and NFC First Round Playoffs
January 9-10	AFC and NFC Divisional Playoffs
January 17	AFC and NFC Championship Games
January 31	Super Bowl XXII; San Diego Jack Murphy Stadium; San Diego, California
February 7	AFC-NFC Pro Bowl; Honolulu, Hawaii



LORENZO HAMPTON — one of the NFL's top young backs

DOLPHINS VS. THE NFL

MIAMI 4, ATLANTA 1

1970 — Miami 20, at Atlanta 7
 1974 — at Miami 42, Atlanta 7
 1980 — Miami 20, at Atlanta 17
 1983 — at Miami 31, Atlanta 24
 1986 — Atlanta 20, at Miami 14

MIAMI 3, DALLAS 2

1971 — ***Dallas 24, Miami 3
 1973 — Miami 14, at Dallas 7
 1978 — at Miami 23, Dallas 16
 1981 — at Dallas 28, Miami 27
 1984 — at Miami 28, Dallas 21

MIAMI 34, BUFFALO 7 (1 tie)

1966 — at Buffalo 58, Miami 24
 Buffalo 29, at Miami 0
 1967 — at Buffalo 35, Miami 13
 at Miami 17, Buffalo 14
 1968 — at Miami 14, Buffalo 14 (tie)
 at Buffalo 17
 1969 — at Miami 24, Buffalo 6
 at Buffalo 28, Miami 3
 1970 — Miami 33, at Buffalo 14
 at Miami 45, Buffalo 7
 1971 — Miami 29, at Buffalo 14
 at Miami 34, Buffalo 0
 1972 — at Miami 24, Buffalo 23
 Miami 30, at Buffalo 16
 1973 — at Miami 27, Buffalo 6
 Miami 17, at Buffalo 0
 1974 — Miami 24, at Buffalo 16
 at Miami 35, Buffalo 28
 1975 — Miami 35, at Buffalo 30
 at Miami 31, Buffalo 21
 1976 — Miami 30, at Buffalo 21
 at Miami 45, Buffalo 27
 1977 — Miami 13, at Buffalo 0
 at Miami 31, Buffalo 14
 1978 — at Miami 31, Buffalo 24
 Miami 25, at Buffalo 24
 1979 — Miami 9, at Buffalo 7
 at Miami 17, Buffalo 7
 1980 — at Buffalo 17, Miami 7
 at Miami 17, Buffalo 14
 1981 — at Buffalo 31, Miami 21
 at Miami 16, Buffalo 6
 1982 — Miami 9, at Buffalo 7
 at Miami 27, Buffalo 10
 1983 — Miami 12, at Buffalo 0
 Buffalo 38, at Miami 35 (ot)
 1984 — Miami 21 at Buffalo 17
 at Miami 38, Buffalo 7
 1985 — Miami 23, at Buffalo 14
 at Miami 28, Buffalo 0
 1986 — at Miami 27, Buffalo 14
 Miami 34, at Buffalo 24

MIAMI 5, DENVER 2 (1 tie)

1966 — at Miami 24, Denver 7
 at Denver 17, Miami 7
 1967 — at Miami 35, Denver 21
 1968 — at Denver 21, Miami 14
 1969 — at Miami 27, Denver 24
 1971 — Miami 10, at Denver 10 (tie)
 1975 — at Miami 14, Denver 13
 1985 — Miami 30, at Denver 26

MIAMI 2, DETROIT 1

1973 — at Miami 34, Detroit 7
 1979 — Miami 28, at Detroit 10
 1985 — at Detroit 31, Miami 21

MIAMI 4, GREEN BAY 0

1971 — at Miami 27, Green Bay 6
 1975 — Miami 31, at Green Bay 7
 1979 — at Miami 27, Green Bay 7
 1985 — Miami 34, at Green Bay 24

MIAMI 10, HOUSTON 10

1966 — Miami 20, at Houston 13
 at Miami 29, Houston 28
 1967 — at Houston 17, Miami 14
 Houston 41, at Miami 10
 1968 — Houston 24, at Miami 10
 Miami 24, at Houston 7
 1969 — at Houston 22, Miami 10
 Houston 32, at Miami 7
 1970 — Miami 20, at Houston 10
 1972 — at Miami 34, Houston 13
 1975 — at Houston 20, Miami 19
 1977 — at Miami 27, Houston 7
 1978 — at Houston 35, Miami 30
 *Houston 17, at Miami 9
 1979 — Houston 9, at Miami 6
 1981 — Miami 16, at Houston 10
 1983 — Miami 24, at Houston 17
 1984 — at Miami 28, Houston 10
 1985 — at Houston 26, Miami 23
 1986 — at Miami 28, Houston 7

MIAMI 4, CHICAGO 0

1971 — at Miami 34, Chicago 3
 1975 — Miami 46, at Chicago 13
 1979 — at Miami 31, Chicago 16
 1985 — at Miami 38, Chicago 24

MIAMI 7, CINCINNATI 3

1968 — Miami 24, at Cincinnati 22
 Cincinnati 38, at Miami 21
 1969 — at Cincinnati 27, Miami 21
 1971 — Miami 23, at Cincinnati 13
 1973 — *at Miami 34, Cincinnati 16
 1974 — at Miami 24, Cincinnati 3
 1977 — at Cincinnati 23, Miami 17
 1978 — at Miami 21, Cincinnati 0
 1980 — at Miami 17, Cincinnati 16
 1983 — at Miami 38, Cincinnati 14

CLEVELAND 4, MIAMI 3

1970 — Cleveland 28, at Miami 0
 1972 — *at Miami 20, Cleveland 14
 1973 — Miami 17, at Cleveland 9
 1976 — at Cleveland 17, Miami 13
 1979 — at Cleveland 30, Miami 24 (ot)
 1985 — *at Miami 24, Cleveland 21
 1986 — at Cleveland 26, Miami 16

MIAMI 26, INDIANAPOLIS 9

(formerly Baltimore)
 1970 — at Baltimore 35, Miami 0
 at Miami 34, Baltimore 17
 1971 — at Miami 17, Baltimore 14
 at Baltimore 14, Miami 3
 **at Miami 21, Baltimore 0
 1972 — Miami 23, at Baltimore 0
 at Miami 16, Baltimore 0
 1973 — at Miami 44, Baltimore 0
 at Baltimore 16, Miami 3
 1974 — at Miami 17, Baltimore 7
 Miami 17, at Baltimore 16
 1975 — Baltimore 33, at Miami 17
 at Baltimore 10, Miami 7 (ot)
 1976 — at Baltimore 28, Miami 14
 Baltimore 17, at Miami 16
 1977 — at Baltimore 45, Miami 28
 at Miami 17, Baltimore 6
 1978 — Miami 42, at Baltimore 0
 at Miami 26, Baltimore 8
 1979 — at Miami 19, Baltimore 0
 Miami 28, at Baltimore 24
 1980 — Baltimore 30, at Miami 17
 Miami 24, at Baltimore 14

1981 - Miami 31, at Baltimore 28
 at Miami 27, Baltimore 10
 1982 - at Miami 24, Baltimore 20
 Miami 34, at Baltimore 7
 1983 - Miami 21, at Baltimore 7
 at Miami 37, Baltimore 0
 1984 - at Miami 44, Indianapolis 7
 Miami 35, at Indianapolis 17
 1985 - at Miami 30, Indianapolis 13
 Miami 34, at Indianapolis 20
 1986 - at Miami 30, Indianapolis 10
 Miami 17, at Indianapolis 13

KANSAS CITY 7, MIAMI 6

1966 - at Kansas City 34, Miami 16
 Kansas City 19, at Miami 18
 1967 - Kansas City 24, at Miami 0
 at Kansas City 41, Miami 0
 1968 - Kansas City 48, at Miami 3
 1969 - at Kansas City 17, Miami 10
 1971 - *Miami 27, at Kansas City 24
 (double overtime)
 1972 - Miami 20, at Kansas City 10
 1974 - at Miami 9, Kansas City 3
 1976 - Kansas City 20, at Miami 17 (ot)
 1981 - Miami 17, at Kansas City 7
 1983 - at Miami 14, Kansas City 6
 1985 - at Miami 31, Kansas City 0

L.A. RAIDERS 15, MIAMI 3

(1 tie) (formerly Oakland)

1966 - Oakland 23, at Miami 14
 at Oakland 21, Miami 10
 1967 - at Oakland 31, Miami 17
 1968 - Oakland 47, at Miami 21
 1969 - at Oakland 20, Miami 17
 at Miami 20, Oakland 20 (tie)
 1970 - at Miami 20, Oakland 13
 at Oakland 21, Miami 14
 1973 - at Oakland 12, Miami 7
 **at Miami 27, Oakland 10
 1974 - at Oakland 28, Miami 26
 1975 - Oakland 31, at Miami 21
 1978 - at Miami 23, Oakland 6
 1979 - at Oakland 13, Miami 3
 1980 - at Oakland 16, Miami 10
 1981 - Oakland 33, at Miami 17
 1983 - at L.A. Raiders 27, Miami 14
 1984 - L.A. Raiders 45, at Miami 34
 1986 - L.A. Raiders 30, at Miami 28

MIAMI 4, L.A. RAMS 1

1971 - Miami 20, at Los Angeles 14
 1976 - Los Angeles 31, at Miami 28
 1980 - Miami 35, at Los Angeles 14
 1983 - at Miami 30, L.A. Rams 14
 1986 - Miami 37, at L.A. Rams 31 (ot)

MIAMI 4, MINNESOTA 1

1972 - Miami 16, at Minnesota 14
 1973 - ***Miami 24, Minnesota 7
 1976 - Minnesota 29, at Miami 7
 1979 - Miami 27, at Minnesota 12
 1982 - at Miami 22, Minnesota 14

MIAMI 25, NEW ENGLAND 17

(formerly Boston)

1966 - Boston 20, at Miami 14
 1967 - at Boston 41, Miami 10
 at Miami 41, Boston 32
 1968 - Miami 34, at Boston 10
 at Miami 38, Boston 7
 1969 - Miami 17, at Boston 16
 Boston 38, Miami 23
 (at Tampa)
 1970 - at Boston 27, Miami 14
 at Miami 37, Boston 20
 1971 - at Miami 41, New England 3
 at New England 34, Miami 13
 1972 - at Miami 52, New England 0
 Miami 37, at New England 21
 1973 - at Miami 44, New England 23
 Miami 30, at New England 14

1974 - at New England 34, Miami 24
 at Miami 34, New England 27
 1975 - Miami 22, at New England 14
 at Miami 20, New England 7
 1976 - at New England 30, Miami 14
 at Miami 10, New England 3
 at New England 14, Miami 10
 1977 - at Miami 17, New England 5
 at New England 14, Miami 10
 1978 - at New England 33, Miami 24
 at Miami 23, New England 3
 1979 - at New England 28, Miami 13
 at Miami 39, New England 24
 at New England 34, Miami 0
 at Miami 16, New England 13 (ot)
 1980 - Miami 30, at New England 27 (ot)
 at Miami 24, New England 14
 at New England 3, Miami 0
 *at Miami 28, New England 13
 1983 - at Miami 34, New England 24
 at New England 17, Miami 6
 1984 - at Miami 28, New England 7
 Miami 44, at New England 24
 1985 - at New England 17, Miami 13
 at Miami 30, New England 27
 **New England 31, at Miami 14
 1986 - at New England 34, Miami 7
 New England 34, at Miami 27

MIAMI 4, NEW ORLEANS 1

1970 - at Miami 21, New Orleans 10
 1974 - Miami 21, at New Orleans 0
 1980 - at Miami 21, New Orleans 16
 1983 - at New Orleans 17, Miami 7
 1986 - Miami 31, at New Orleans 27

MIAMI 1, N.Y. GIANTS 0

1972 - Miami 23, at N.Y. Giants 13

MIAMI 23, N.Y. JETS 19 (1 tie)

1966 - N.Y. Jets 19, at Miami 14
 at N.Y. Jets 30, Miami 13
 1967 - at N.Y. Jets 29, Miami 7
 N.Y. Jets 33, at Miami 14
 1968 - at N.Y. Jets 35, Miami 17
 N.Y. Jets 31, at Miami 7
 1969 - at N.Y. Jets 34, Miami 31
 N.Y. Jets 27, at Miami 9
 1970 - Miami 20, at N.Y. Jets 6
 at Miami 16, N.Y. Jets 10
 1971 - N.Y. Jets 14, at Miami 10
 Miami 30, at N.Y. Jets 14
 1972 - Miami 27, at N.Y. Jets 17
 at Miami 28, N.Y. Jets 24
 1973 - at Miami 31, N.Y. Jets 3
 Miami 24, at N.Y. Jets 14
 1974 - at Miami 21, N.Y. Jets 17
 at N.Y. Jets 17, Miami 14
 1975 - Miami 43, at N.Y. Jets 0
 at Miami 27, N.Y. Jets 7
 1976 - at Miami 16, N.Y. Jets 0
 Miami 27, at N.Y. Jets 7
 1977 - at Miami 21, N.Y. Jets 17
 Miami 14, at N.Y. Jets 10
 1978 - at N.Y. Jets 33, Miami 20
 N.Y. Jets 24, at Miami 13
 1979 - at N.Y. Jets 33, Miami 27
 N.Y. Jets 27, at Miami 24
 at N.Y. Jets 17, Miami 14
 N.Y. Jets 24, at Miami 17
 1981 - at Miami 28, N.Y. Jets 28 (tie)
 at N.Y. Jets 16, Miami 15
 1982 - Miami 45, at N.Y. Jets 28
 at Miami 20, N.Y. Jets 19
 **at Miami 14, N.Y. Jets 0
 1983 - Miami 32, at N.Y. Jets 14
 at Miami 34, N.Y. Jets 14
 1984 - Miami 31, at N.Y. Jets 17
 at Miami 28, N.Y. Jets 17
 1985 - at N.Y. Jets 23, Miami 7
 at Miami 21, N.Y. Jets 17
 1986 - at N.Y. Jets 51, Miami 45 (ot)
 at Miami 45, N.Y. Jets 3

MIAMI 3, PHILADELPHIA 2

1970 - at Philadelphia 24, Miami 17
 1975 - at Miami 24, Philadelphia 16

1978 - at Philadelphia 17, Miami 3
 1981 - at Miami 13, Philadelphia 10
 1984 - at Miami 24, Philadelphia 23

MIAMI 7, PITTSBURGH 3

1971 - at Miami 24, Pittsburgh 21
 1972 - **Miami 21, at Pittsburgh 17
 1973 - at Miami 30, Pittsburgh 26
 1976 - at Pittsburgh 14, Miami 3
 1979 - *at Pittsburgh 34, Miami 14
 1980 - at Pittsburgh 23, Miami 10
 1981 - at Miami 30, Pittsburgh 10
 1984 - Miami 31, at Pittsburgh 7
 **at Miami 45, Pittsburgh 28
 1985 - at Miami 24, Pittsburgh 20

MIAMI 5, ST. LOUIS 0

1972 - at Miami 31, St. Louis 10
 1977 - Miami 55, at St. Louis 14
 1978 - at Miami 24, St. Louis 10
 1981 - Miami 20, at St. Louis 7
 1984 - Miami 36, at St. Louis 28

SAN DIEGO 9, MIAMI 5

1966 - at San Diego 44, Miami 10
 1967 - at San Diego 24, Miami 0
 at Miami 41, San Diego 24
 1968 - at San Diego 34, Miami 28
 1969 - San Diego 21, at Miami 14
 1972 - at Miami 24, San Diego 10
 1974 - Miami 28, at San Diego 21
 1977 - San Diego 14, at Miami 13
 1978 - Miami 28, at San Diego 21
 1980 - San Diego 27, at Miami 24 (ot)
 1981 - *San Diego 41, at Miami 38 (ot)

1982 - *at Miami 34, San Diego 13
 1984 - at San Diego 34, Miami 28 (ot)
 1986 - at San Diego 50, Miami 28

MIAMI 4, SAN FRANCISCO 2

1973 - at Miami 21, San Francisco 13
 1977 - Miami 19, at San Francisco 15
 1980 - at Miami 17, San Francisco 17
 1983 - Miami 20, at San Francisco 17
 1984 - ***San Francisco 38, Miami 16
 1986 - San Francisco 31, at Miami 16

MIAMI 3, SEATTLE 1

1977 - at Miami 31, Seattle 13
 1979 - at Miami 19, Seattle 10
 1983 - *Seattle 27, at Miami 20
 1984 - *at Miami 31, Seattle 10

MIAMI 2, TAMPA BAY 1

1976 - Miami 23, at Tampa Bay 20
 1982 - at Tampa Bay 23, Miami 17
 1985 - at Miami 41, Tampa Bay 38

MIAMI 4, WASHINGTON 2

1972 - ***Miami 14, Washington 7
 1974 - at Washington 20, Miami 17
 1978 - Miami 16, at Washington 10
 1982 - ***Washington 27, Miami 17
 1984 - Miami 35, at Washington 17

*AFC Playoff
 **AFC Championship
 ***Super Bowl

ALL-TIME DOLPHIN WIN-LOSS RECORDS

COMPONENT	W	L	T	PCT.	PTS.	OPP.	SEASON LAST MET
Atlanta	4	1	0	.800	127	75	1986
Buffalo	34	7	1	.821	996	699	1986
Chicago	4	0	0	1.000	149	56	1985
Cincinnati	7	3	0	.700	240	172	1983
Cleveland	3	4	0	.429	114	145	1986
Dallas	3	2	0	.600	95	96	1984
Denver	5	2	1	.688	161	139	1985
Detroit	2	1	0	.667	83	48	1985
Green Bay	4	0	0	1.000	119	44	1985
Houston	10	10	0	.500	388	365	1986
Indianapolis	26	9	0	.743	814	486	1986
Kansas City	6	7	0	.462	182	253	1985
L.A. Raiders	3	15	1	.184	343	447	1986
L.A. Rams	4	1	0	.800	151	104	1986
Minnesota	4	1	0	.800	96	76	1982
New England	25	17	0	.595	996	847	1986
New Orleans	4	1	0	.800	101	70	1986
New York Giants	1	0	0	1.000	23	13	1972
New York Jets	23	19	1	.547	961	820	1986
Philadelphia	3	2	0	.600	81	90	1984
Pittsburgh	7	3	0	.700	232	200	1985
St. Louis	5	0	0	1.000	166	69	1984
San Diego	5	9	0	.357	338	378	1986
San Francisco	4	2	0	.667	109	127	1986
Seattle	3	1	0	.750	101	60	1984
Tampa Bay	2	1	0	.667	81	81	1985
Washington	4	2	0	.667	112	81	1984
TOTALS	205	120	4	.629	7,331	6,020	

(includes postseason games)

DOLPHINS 16-0 VS. 5 CLUBS

The Miami Dolphins have built a perfect 16-0 regular-season record against five clubs in the National Football League through the 1986 season.

Those teams which never have beaten Miami are Chicago (0-4), Green Bay (0-4), N.Y. Giants (0-1), St. Louis (0-5) and Seattle (0-2). The Dolphins face both the Giants and Seahawks during the 1987 season.

Nine other NFL teams have beaten Miami only once in the regular season. Those teams are Atlanta (1-4), Dallas (1-3), Detroit (1-2), L.A. Rams (1-4), Minnesota (1-3), New Orleans (1-4), San Francisco (1-4), Tampa Bay (1-2) and Washington (1-3). The Dolphins are scheduled to play the Cowboys and Redskins in '87.

Miami set an NFL record with 20 consecutive wins over Buffalo from 1970 through 1979. The Dolphins have 13 straight victories over the Colts heading into 1987, their longest current win streak against one team.

MIAMI IN PRE-SEASON

OPPONENT	W	L	T	PCT.	PTS.	OPP.	LAST MTG.
Atlanta	2	3	0	.400	94	89	1985
Buffalo	2	0	1	.833	65	52	1985
Chicago	2	1	1	.625	70	42	1975
Cincinnati	4	3	0	.571	120	117	1975
Cleveland	0	1	0	.000	10	17	1986
Dallas	1	2	0	.333	60	60	1983
Denver	2	2	0	.500	73	61	1982
Detroit	5	1	0	.833	149	124	1981
Green Bay	1	2	0	.333	41	34	1974
Houston	1	0	0	1.000	10	6	1976
Indianapolis	2	2	0	.500	67	61	1984
Kansas City	1	1	1	.500	49	57	1982
L.A. Raiders	2	0	0	1.000	52	40	1985
L.A. Rams	1	1	0	.500	30	45	1974
Minnesota	7	8	0	.467	236	279	1986
New England	1	1	0	.500	30	19	1969
New Orleans	7	3	0	.700	208	130	1983
N.Y. Giants	4	0	0	1.000	98	50	1983
N.Y. Jets	0	1	0	.000	14	31	1966
Philadelphia	4	2	0	.667	94	82	1986
Pittsburgh	1	0	0	1.000	16	10	1970
St. Louis	1	0	0	1.000	28	7	1978
San Diego	0	2	0	.000	29	58	1967
San Francisco	1	0	1	.750	34	24	1971
Seattle	1	0	0	1.000	24	7	1980
Tampa Bay	5	1	0	.833	112	72	1986
Washington	4	2	0	.667	161	92	1983
TOTALS	62	39	4	.610	1,974	1,666	

THE ORANGE BOWL

The 1986 season marked the end of an era for the Miami Dolphins as the team played its final season in the Orange Bowl. In 21 years, the Dolphins posted a 110-38-3 (.738) regular-season record, including 4-4 at home in 1986.

In the playoffs, Miami was 10-4 at the 75,206-seat Orange Bowl, giving the team a 120-42-3 (.736) mark at the OB in all games.

The Orange Bowl has been the site of many great sporting events, including five Super Bowls, the annual Orange Bowl Classic and championship boxing matches.

ALL-TIME PRE-SEASON RESULTS

1966 (0-4)

DATE	SITE	ATT.	SCORE
8/6	at San Diego	25,712	San Diego 38, Miami 10
8/12	at Miami	36,366	Kansas City 33, Miami 0
8/20	at Jacksonville	11,000	N.Y. Jets 31, Miami 14
8/24	at Memphis	18,442	Denver 28, Miami 16

1967 (2-3)

DATE	SITE	ATT.	SCORE
7/29	at Akron	7,000	Miami 19, Denver 2
8/5	at Memphis	21,200	Miami 10, Buffalo 7
8/12	at Miami	35,871	San Diego 20, Miami 19
8/19	at Miami	50,822	Atlanta 27, Miami 17
9/2	at Charleston	11,214	New Orleans 20, Miami 17

1968 (2-2-1)

DATE	SITE	ATT.	SCORE
8/11	at Rochester	12,000	Miami 28, Buffalo 28
8/17	at Miami	41,909	Miami 23, Philadelphia 7
8/23	at Jacksonville	15,003	Boston 19, Miami 17
8/31	at Miami	63,202	Baltimore 22, Miami 13
9/7	at Miami	31,014	Miami 19, Atlanta 13

1969 (1-5)

DATE	SITE	ATT.	SCORE
8/2	at Tampa	32,932	Minnesota 45, Miami 10
8/9	at Miami	49,592	Chicago 16, Miami 10
8/16	at Miami	31,663	Philadelphia 14, Miami 10
8/23	at Cincinnati	24,127	Cincinnati 28, Miami 21
8/30	at Miami	52,680	Baltimore 23, Miami 10
9/6	at Birmingham	10,700	Miami 13, Boston 0

1970 (4-2)

DATE	SITE	ATT.	SCORE
8/8	at Jacksonville	11,800	Miami 16, Pittsburgh 10
8/15	at Miami	56,739	Miami 20, Cincinnati 10
8/22	at Miami	52,812	Miami 17, San Francisco 7
8/29	at Miami	73,533	Miami 20, Baltimore 13
9/5	at Tampa	32,601	Washington 26, Miami 21
9/12	at Miami	43,714	Atlanta 20, Miami 17

1971 (2-3-1)

DATE	SITE	ATT.	SCORE
8/7	at Miami	64,005	Cincinnati 27, Miami 10
8/13	at Miami	57,008	Miami 17, San Francisco 17
8/21	at Milwaukee	46,464	Green Bay 10, Miami 7
8/28	at Miami	59,567	Miami 28, Detroit 24
9/4	at Miami	57,173	Miami 27, Washington 10
9/11	at Minnesota	45,880	Minnesota 24, Miami 0

1972 (3-3)

DATE	SITE	ATT.	SCORE
8/5	at Detroit	53,194	Detroit 31, Miami 23
8/12	at Miami	73,525	Green Bay 14, Miami 13
8/19	at Cincinnati	55,808	Miami 35, Cincinnati 17
8/25	at Miami	73,470	Miami 24, Atlanta 10
8/31	at Washington	52,098	Washington 27, Miami 24
9/10	at Miami	75,826	Miami 21, Minnesota 19

1973 (4-2-1)

DATE	SITE	ATT.	SCORE
7/27	at Chicago	54,103	Miami 14, College All-Stars 3
8/4	at Miami	78,091	Miami 14, Cincinnati 13
8/11	at Miami	78,112	Miami 14, New Orleans 13
8/18	at Miami	78,590	Miami 9, Chicago 9
8/24	at Miami	78,618	Miami 17, Los Angeles 14
8/31	at Minnesota	45,894	Minnesota 20, Miami 17
9/6	at Dallas	58,656	Dallas 26, Miami 23

1974 (4-2)

DATE	SITE	ATT.	SCORE
8/2	at Cincinnati	37,925	Cincinnati 19, Miami 13
8/10	at Miami	55,073	Miami 45, New Orleans 20
8/19	at Miami	67,963	Miami 21, Minnesota 9
8/24	at Los Angeles	64,663	Los Angeles 31, Miami 13
8/30	at Miami	70,406	Miami 21, Green Bay 10
9/7	at Chicago	55,093	Miami 30, Chicago 7

1975 (5-1)

DATE	SITE	ATT.	SCORE
8/9	at Miami	55,567	Miami 7, Cincinnati 3
8/16	at Miami	52,923	Miami 20, Detroit 14
8/23	at New Orleans	59,646	Miami 20, New Orleans 10
9/1	at Minnesota	47,544	Minnesota 20, Miami 7
9/6	at Miami	51,861	Miami 21, Chicago 10
9/13	at Miami	52,835	Miami 31, N.Y. Giants 13

1976 (6-0)

DATE	SITE	ATT.	SCORE
7/31	at Miami	50,469	Miami 16, Minnesota 3
8/8	at Detroit	53,036	Miami 30, Detroit 21
8/14	at Miami	51,869	Miami 24, Philadelphia 16
8/21	at Tampa Bay	67,466	Miami 28, Tampa Bay 21
8/28	at Houston	43,146	Miami 10, Houston 6
9/4	at New Orleans	63,950	Miami 20, New Orleans 7

1977 (4-2)

DATE	SITE	ATT.	SCORE
8/6	at Tampa Bay	62,056	Miami 13, Tampa Bay 7
8/13	at Miami	43,282	Miami 27, Washington 15
8/20	at Dallas	57,482	Miami 20, Dallas 14
8/26	at Minnesota	47,678	Minnesota 33, Miami 7
9/3	at Miami	38,235	New Orleans 17, Miami 10
9/11	at N.Y. Giants	51,561	Miami 27, N.Y. Giants 21

1978 (4-1)

DATE	SITE	ATT.	SCORE
7/29	at Canton	18,355	Philadelphia 17, Miami 3
8/5	at Miami	45,068	Miami 28, St. Louis 7
8/12	at New Orleans	53,602	Miami 31, New Orleans 17
8/18	at Miami	52,851	Miami 30, Minnesota 22
8/25	at Tampa Bay	70,321	Miami 24, Tampa Bay 20

1979 (4-0)

DATE	SITE	ATT.	SCORE
8/3	at Miami	46,130	Miami 14, New Orleans 7
8/11	at Tampa Bay	70,631	Miami 13, Tampa Bay 7
8/18	at Minnesota	47,696	Miami 21, Minnesota 10
8/24	at Miami	47,951	Miami 14, Philadelphia 13

1980 (3-1)

DATE	SITE	ATT.	SCORE
8/10	at Miami	41,345	Miami 17, Detroit 7
8/18	at Seattle	63,757	Miami 24, Seattle 7
8/23	at Miami	41,986	Minnesota 17, Miami 10
8/29	at New Orleans	51,473	Miami 20, New Orleans 0

1981 (4-0)

DATE	SITE	ATT.	SCORE
8/8	at Minnesota	47,596	Miami 20, Minnesota 6
8/15	at Miami	41,502	Miami 24, Denver 14
8/22	at Detroit	54,676	Miami 31, Detroit 27
8/28	at Miami	41,290	Miami 31, Kansas City 7

1982 (2-1-1)

DATE	SITE	ATT.	SCORE
8/14	at Miami	45,681	Miami 24, Washington 7
8/21	at Denver	74,465	Denver 17, Miami 14
8/28	at Kansas City	42,403	Miami 17, Kansas City 17
9/3	at Miami	46,257	Miami 16, N.Y. Giants 13

1983 (2-2)

DATE	SITE	ATT.	SCORE
8/6	at Dallas	46,826	Dallas 20, Miami 17
8/13	at Miami	38,735	New Orleans 19, Miami 17
8/19	at Washington	54,750	Miami 38, Washington 7
8/26	at N.Y. Giants	58,732	Miami 24, N.Y. Giants 3

1984 (3-1)


DATE	SITE	ATT.	SCORE
8/4	at Miami	37,559	Miami 24, Indianapolis 3
8/11	at Minnesota	54,003	Miami 27, Minnesota 7
8/19	at L.A. Raiders	40,099	Miami 29, L.A. Raiders 23
8/24	at Tampa Bay	53,023	Tampa Bay 14, Miami 13

1985 (2-2)

DATE	SITE	ATT.	SCORE
8/10	at Miami	41,129	Minnesota 16, Miami 13 (OT)
8/17	at Miami	37,557	Miami 27, Buffalo 17
8/24	at L.A. Raiders	45,733	Miami 23, L.A. Raiders 17
8/30	at Atlanta	32,768	Atlanta 19, Miami 17

1986 (2-2)

DATE	SITE	ATT.	SCORE
8/9	at Minnesota	52,865	Minnesota 30, Miami 16
8/15	at Miami	50,815	Cleveland 17, Miami 10
8/23	at Philadelphia	51,635	Miami 20, Philadelphia 15
8/29	at Miami	45,766	Miami 21, Tampa Bay 3



Mark Duper

YEAR-BY-YEAR SCORES

• local TV blackout lifted

1966: Won 3, Lost 11 Head Coach: George Wilson
Fourth (tied) - Eastern Division

				PAID	ANNOUNCE
9/2	OAKLAND	L	14-23	25,188	26,776
9/9	NEW YORK JETS	L	14-19	33,650	34,402
9/18	at Buffalo	L	24-58	37,176	37,546
10/2	at San Diego	L	10-44	26,451	26,444
10/9	at Oakland	L	10-21	28,863	30,787
10/16	DENVER	W	24-7	22,191	23,393
10/23	at Houston	W	20-13	21,999	23,173
11/6	BUFFALO	L	0-29	36,685	37,177
11/13	at Kansas City	L	16-34	33,733	34,063
11/20	at New York Jets	L	13-20	57,092	58,664
11/27	BOSTON	L	14-20	22,480	22,754
12/4	at Denver	L	7-17	32,116	32,592
12/11	KANSAS CITY	L	18-19	19,387	17,881
12/18	HOUSTON	W	29-28	19,274	20,045
				416,285	425,697

1967: Won 4, Lost 10 Head Coach: George Wilson
Third (tied) - Eastern Division

				PAID	ANNOUNCE
9/17	DENVER	W	35-21	29,072	29,381
9/24	KANSAS CITY	L	0-24	33,280	36,272
10/1	at New York Jets	L	7-29	59,433	61,240
10/8	at Kansas City	L	0-41	42,920	45,291
10/15	at Boston	L	10-41	17,859	23,955
10/22	NEW YORK JETS	L	14-33	28,392	30,049
11/5	at Buffalo	L	13-35	30,950	31,622
11/12	at San Diego	L	0-24	32,395	34,761
11/19	at Oakland	L	17-31	33,753	37,295
11/26	BUFFALO	W	17-14	24,357	27,050
12/3	at Houston	L	14-17	21,865	20,979
12/10	SAN DIEGO	W	41-24	23,032	23,007
12/17	BOSTON	W	41-32	22,079	25,969
12/23	HOUSTON	L	10-41	29,628	31,121
				429,015	457,992

1968: Won 5, Lost 8, Tied 1 Head Coach: George Wilson
Third - Eastern Division

				PAID	ANNOUNCE
9/14	HOUSTON	L	10-24	38,097	40,067
9/21	OAKLAND	L	21-47	28,751	30,021
9/28	KANSAS CITY	L	3-48	27,732	28,501
10/6	at Houston	W	24-7	35,424	36,109
10/12	BUFFALO	T	14-14	28,653	28,559
10/20	at Cincinnati	W	24-22	25,076	25,936
10/27	at Denver	L	14-21	43,411	44,115
11/3	at San Diego	L	28-34	31,686	37,281
11/10	at Buffalo	W	21-17	28,399	28,759
11/17	CINCINNATI	L	21-38	30,304	31,747
11/24	at Boston	W	34-10	13,646	18,305
12/1	at New York Jets	L	17-35	60,207	61,766
12/8	BOSTON	W	38-7	24,902	24,242
12/15	NEW YORK JETS	L	7-31	31,302	32,843
				447,590	468,251

1969: Won 3, Lost 10, Tied 1 Head Coach: George Wilson
Fifth - Eastern Division

				PAID	ANNOUNCE
9/14	at Cincinnati	L	21-27	24,487	25,335
9/20	at Oakland	L	17-20	48,477	50,277
9/28	at Houston	L	10-22	40,387	41,086

180

10/4	OAKLAND	T	20-20	32,668	35,614
10/11	SAN DIEGO	L	14-21	33,073	34,585
10/19	at Kansas City	L	10-17	47,038	49,809
10/26	BUFFALO	W	24-6	39,194	39,837
11/2	at New York Jets	L	31-34	60,793	61,761
11/9	at Boston	W	17-16	10,665	8,374
11/16	at Buffalo	L	3-28	32,344	32,868
11/23	HOUSTON	L	7-32	27,114	27,218
11/30	Boston	L	23-38	27,179	32,121
	(at Tampa)				
12/7	DENVER	W	27-24	24,972	25,332
12/14	NEW YORK JETS	L	9-27	42,148	48,108
				490,539	512,325

1970: Won 10, Lost 4 Head Coach: Don Shula
Second - Eastern Division

				PAID	ANNOUNCE
9/20	at Boston	L	14-27	27,265	32,607
9/27	at Houston	W	20-10	38,779	39,840
10/3	OAKLAND	W	20-13	54,412	57,140
10/10	at New York Jets	W	20-6	61,801	62,712
10/18	at Buffalo	W	33-14	40,820	41,312
10/25	CLEVELAND	L	0-28	70,872	75,313
11/1	at Baltimore	L	0-35	59,305	60,240
11/8	at Philadelphia	L	17-24	53,149	58,171
11/15	NEW ORLEANS	W	21-10	41,557	42,866
11/22	BALTIMORE	W	34-17	63,362	67,899
11/30	at Atlanta	W	20-7	53,303	54,036
12/6	BOSTON	W	37-20	46,370	51,034
12/13	NEW YORK JETS	W	16-10	71,892	75,099
12/20	BUFFALO	W	45-7	64,957	70,990
				747,844	789,059
				AMERICAN CONFERENCE PLAYOFF	
12/27	at Oakland	L	14-21	52,594	54,401

1971: Won 10, Lost 3, Tied 1 Head Coach: Don Shula
First - Eastern Division

				PAID	ANNOUNCE
9/19	at Denver	T	10-10	50,499	51,228
9/26	at Buffalo	W	29-14	44,626	45,139
10/3	NEW YORK JETS	L	10-14	67,161	66,025
10/10	at Cincinnati	W	23-13	59,090	60,099
10/17	NEW ENGLAND	W	41-3	56,222	54,566
10/24	at New York Jets	W	30-14	61,170	62,130
10/31	at Los Angeles	W	20-14	68,386	72,903
11/7	BUFFALO	W	34-0	57,748	52,404
11/14	PITTSBURGH	W	24-21	63,178	61,167
11/21	BALTIMORE	W	17-14	73,063	72,043
11/29	CHICAGO	W	34-3	73,071	75,061
12/5	at New England	L	13-34	60,110	61,457
12/11	at Baltimore	L	3-14	59,293	60,238
12/19	GREEN BAY	W	27-6	74,215	73,122
				867,832	867,582
				AMERICAN CONFERENCE PLAYOFF	
12/25	at Kansas City (2 OT)	W	27-24	50,374	45,822
				AMERICAN CONFERENCE CHAMPIONSHIP	
1/2	BALTIMORE	W	21-0	78,629	78,939
				SUPER BOWL VI AT NEW ORLEANS	
1/16	Dallas	L	3-24	81,023	80,591

1972: Won, 14, Lost 0 Head Coach: Don Shula
First - Eastern Division

				PAID	ANNOUNCE
9/17	at Kansas City	W	20-10	78,736	79,829
9/24	HOUSTON	W	34-13	75,069	71,285
10/1	at Minnesota	W	16-14	45,766	47,900
10/8	at New York Jets	W	27-17	61,720	63,841
10/15	SAN DIEGO	W	24-10	78,212	77,596
10/22	BUFFALO	W	24-23	78,175	75,185
10/29	at Baltimore	W	23-0	59,303	60,000
11/5	at Buffalo	W	30-16	45,659	46,206
11/12	NEW ENGLAND	W	52-0	78,148	75,528
11/19	NEW YORK JETS	W	28-24	78,166	78,914

181

11/27	ST. LOUIS	W	31-10	78,190	76,801
12/3	at New England	W	37-21	60,144	60,999
12/10	at New York Giants	W	23-13	62,728	62,728
12/16	BALTIMORE	W	16-0	78,202	76,696
				958,218	953,508
AMERICAN CONFERENCE PLAYOFF					
12/24	CLEVELAND	W	20-14	78,916	78,196
AMERICAN CONFERENCE CHAMPIONSHIP					
12/31	at Pittsburgh	W	21-17	50,845	50,350
SUPER BOWL VII AT LOS ANGELES					
1/14	Washington	W	14-7	90,182	85,462

1973: Won 12, Lost 2 Head Coach: Don Shula
First - Eastern Division

		PAID	ANNOUNCE
9/16	• SAN FRANCISCO	W 21-13	78,768
9/23	at Oakland	L 7-12	74,044
9/30	• NEW ENGLAND	W 44-23	78,830
10/7	• NEW YORK JETS	W 31-3	78,821
10/15	• at Cleveland	W 17-9	78,424
10/21	• BUFFALO	W 27-6	78,738
10/28	• at New England	W 30-14	60,268
11/4	• at New York Jets	W 24-14	61,462
11/11	• BALTIMORE	W 44-0	78,854
11/18	• at Buffalo	W 17-0	79,401
11/22	• at Dallas	W 14-7	62,967
12/3	• PITTSBURGH	W 30-26	78,922
12/9	at Baltimore	L 3-16	57,834
12/15	• DETROIT	W 34-7	78,337
		1,025,400	880,113
AMERICAN CONFERENCE PLAYOFF			
12/23	CINCINNATI	W 34-16	78,928
AMERICAN CONFERENCE CHAMPIONSHIP			
12/30	• OAKLAND	W 27-10	79,325
SUPER BOWL VIII AT HOUSTON			
1/13	Minnesota	W 24-7	71,882

1974: Won 11, Lost 3 Head Coach: Don Shula
First - Eastern Division

		PAID	ANNOUNCE
9/15	at New England	L 24-34	54,193
9/22	• at Buffalo	W 24-16	79,463
9/29	at San Diego	W 28-21	44,183
10/7	• NEW YORK JETS	W 21-17	78,219
10/13	• at Washington	L 17-20	52,379
10/20	KANSAS CITY	W 9-3	75,358
10/27	BALTIMORE	W 17-7	72,849
11/3	ATLANTA	W 42-7	74,935
11/10	at New Orleans	W 21-0	73,458
11/17	• BUFFALO	W 35-28	78,771
11/24	• at New York Jets	L 14-17	60,481
12/2	CINCINNATI	W 24-3	78,675
12/8	at Baltimore	W 17-16	40,911
12/15	• NEW ENGLAND	W 34-27	78,611
		942,486	856,736
AMERICAN CONFERENCE PLAYOFF			
12/21	at Oakland	L 26-28	53,023

1975: Won 10, Lost 4 Head Coach: Don Shula
First (Tied) - Eastern Division

		PAID	ANNOUNCE
9/22	OAKLAND	L 21-31	78,805
9/28	• at New England	W 22-14	59,869
10/5	• at Green Bay	W 31-7	55,270
10/12	PHILADELPHIA	W 24-16	62,925
10/19	• at New York Jets	W 43-0	60,471
10/26	• at Buffalo	W 35-30	79,429
11/2	at Chicago	W 46-13	56,577
11/9	NEW YORK JETS	W 27-7	75,631
11/16	• at Houston	L 19-20	50,494
11/23	BALTIMORE	L 17-33	67,029
12/1	NEW ENGLAND	W 20-7	68,480

12/7	BUFFALO	W	31-21	78,701	74,573
12/14	• at Baltimore (OT)	L	7-10	59,808	59,398
12/20	DENVER	W	14-13	56,187	43,064
				909,676	854,575

1976: Won 6, Lost 8 Head Coach: Don Shula
Third - Eastern Division

		PAID	ANNOUNCE
9/13	at Buffalo	W 30-21	77,800
9/19	at New England	L 14-30	41,184
9/26	NEW YORK JETS	W 16-0	53,600
10/3	LOS ANGELES	L 28-31	65,314
10/10	• at Baltimore	L 14-28	59,295
10/17	KANSAS CITY (OT)	L 17-20	50,471
10/24	at Tampa Bay	W 23-20	63,016
10/31	NEW ENGLAND	W 10-3	57,984
11/7	at New York Jets	W 27-7	58,882
11/14	• at Pittsburgh	L 3-14	49,813
11/22	BALTIMORE	L 16-17	68,372
11/28	at Cleveland	L 13-17	76,562
12/5	BUFFALO	W 45-27	51,423
12/11	MINNESOTA	L 7-29	52,945
		826,661	773,370

1977: Won 10, Lost 4 Head Coach: Don Shula
First (Tied) - Eastern Division

		PAID	ANNOUNCE
9/18	at Buffalo	W 13-0	78,048
9/25	at San Francisco	W 19-15	45,560
10/2	HOUSTON	W 27-7	50,764
10/9	at Baltimore	L 28-45	56,829
10/16	NEW YORK JETS	W 21-17	45,048
10/23	SEATTLE	W 31-13	38,967
10/30	SAN DIEGO	L 13-14	47,525
11/6	at New York Jets	W 14-10	53,698
11/13	NEW ENGLAND	W 17-5	66,743
11/20	• at Cincinnati	L 17-23	58,710
11/24	• at St. Louis	W 55-14	50,855
12/5	• BALTIMORE	W 17-6	74,216
12/11	• at New England	L 10-14	60,329
12/17	BUFFALO	W 31-14	45,855
		773,147	722,951

1978: Won 11, Lost 5 Head Coach: Don Shula
First (Tied) - Eastern Division

		PAID	ANNOUNCE
9/3	at New York Jets	L 20-33	53,941
9/10	at Baltimore	W 42-0	47,658
9/17	BUFFALO	W 31-24	51,362
9/24	• at Philadelphia	L 3-17	64,328
10/1	ST. LOUIS	W 24-10	47,650
10/9	CINCINNATI	W 21-0	57,481
10/15	at San Diego	W 28-21	51,426
10/22	• at New England	L 24-33	60,314
10/29	BALTIMORE	W 26-8	55,783
11/5	• DALLAS	W 23-16	74,058
11/12	at Buffalo	W 25-24	50,110
11/20	• at Houston	L 30-35	51,189
11/26	NEW YORK JETS	L 13-24	53,900
12/3	• at Washington	W 16-0	54,239
12/10	OAKLAND	W 23-6	73,889
12/18	NEW ENGLAND	W 23-3	73,945
		921,273	887,107
AFC WILD-CARD PLAYOFF			
12/24	HOUSTON	L 9-17	72,445

1979: Won 10, Lost 6 Head Coach: Don Shula
First - Eastern Division

		PAID	ANNOUNCE
9/2	at Buffalo	W 9-7	70,841
9/9	SEATTLE	W 19-10	60,045
9/16	• at Minnesota	W 27-12	47,748

9/23	CHICAGO	W	31-16	66,598	66,011
9/30	at New York Jets	L	27-33	59,595	51,496
10/8	• at Oakland	L	3-13	53,419	52,419
10/14	BUFFALO	W	17-7	54,062	45,597
10/21	• at New England	L	13-28	60,372	61,096
10/28	GREEN BAY	W	27-7	54,343	47,741
11/5	HOUSTON	L	6-9	73,900	70,273
11/11	BALTIMORE	W	19-0	56,884	50,193
11/18	at Cleveland (OT)	L	24-30	79,819	80,374
11/25	at Baltimore	W	28-24	44,989	38,016
11/29	• NEW ENGLAND	W	39-24	73,628	69,174
12/9	at Detroit	W	28-10	79,073	78,087
12/15	NEW YORK JETS	L	21-27	58,620	49,915
				993,936	930,253

AMERICAN CONFERENCE PLAYOFF					
12/30	• at Pittsburgh	L	14-34	50,320	50,214

1980: Won 8, Lost 8 Head Coach: Don Shula
Third - Eastern Division

		PAID	ANNOUNCE
9/7	at Buffalo	79,312	79,598
9/14	CINCINNATI	45,480	38,322
9/21	• at Atlanta	58,558	55,479
9/28	NEW ORLEANS	46,599	40,946
10/5	BALTIMORE	53,838	50,631
10/12	• at New England	60,392	60,377
10/19	BUFFALO	49,499	41,636
10/27	at New York Jets	59,677	53,046
11/2	at Oakland	47,274	46,378
11/9	• at Los Angeles	67,751	62,198
11/16	SAN FRANCISCO	50,219	45,135
11/20	SAN DIEGO (OT)	66,009	63,013
11/30	• at Pittsburgh	54,082	51,384
12/8	NEW ENGLAND (OT)	62,649	63,292
12/14	at Baltimore	36,136	30,564
12/20	NEW YORK JETS	47,920	41,854
		885,395	823,853

1981: Won 11, Lost 4, Tied 1 Head Coach: Don Shula
First - Eastern Division

		PAID	ANNOUNCE
9/6	at St. Louis	50,923	50,351
9/10	PITTSBURGH	73,876	74,190
9/20	• at Houston	51,344	47,379
9/27	at Baltimore	42,452	41,630
10/4	NEW YORK JETS (OT)	68,356	68,723
10/12	• at Buffalo	79,275	78,576
10/18	WASHINGTON	51,710	47,367
10/25	• at Dallas	63,695	64,221
11/1	BALTIMORE	50,473	46,061
11/8	• at New England (OT)	60,334	60,436
11/15	OAKLAND	66,359	61,777
11/22	• at New York Jets	59,655	59,962
11/30	• PHILADELPHIA	73,916	67,797
12/6	NEW ENGLAND	54,326	50,421
12/13	at Kansas City	57,477	57,407
12/19	BUFFALO	73,629	72,956
		977,800	949,254
AMERICAN CONFERENCE PLAYOFF			
1/2	• SAN DIEGO (OT)	74,233	73,735

1982: Won 7, Lost 2 Head Coach: Don Shula
Second (Tied) - American Football Conference

		PAID	ANNOUNCE
9/12	at New York Jets	54,236	53,360
9/19	BALTIMORE	53,823	51,999
11/21	at Buffalo	54,475	52,945
11/29	at Tampa Bay	70,686	54,854
12/5	MINNESOTA	50,474	45,721
12/12	at New England	33,293	25,716
12/18	NEW YORK JETS	66,056	67,307
12/27	BUFFALO	73,742	73,924
1/2	at Baltimore	22,354	19,073
		479,139	444,899

AMERICAN CONFERENCE PLAYOFF (first round)			
1/8	NEW ENGLAND	W	28-13 70,881 68,842
AMERICAN CONFERENCE PLAYOFF (second round)			
1/16	• SAN DIEGO	W	34-13 73,772 71,383
AMERICAN CONFERENCE CHAMPIONSHIP			
1/23	• NEW YORK JETS	W	14-0 74,918 67,396
SUPER BOWL XVII AT PASADENA			
1/30	Washington	L	17-27 103,667

1983: Won 12, Lost 4 Head Coach: Don Shula
First - Eastern Division

		PAID	ANNOUNCE
9/4	at Buffalo	80,020	78,715
9/11	NEW ENGLAND	62,309	59,343
9/19	at L.A. Raiders	60,696	57,796
9/25	KANSAS CITY	55,125	50,785
10/2	at New Orleans	71,081	66,489
10/9	BUFFALO (OT)	62,716	59,948
10/16	at New York Jets	60,370	58,615
10/23	at Baltimore	45,768	32,343
10/30	L.A. RAMS	74,856	72,175
11/6	at San Francisco	61,047	57,832
11/13	at New England	61,150	60,771
11/20	BALTIMORE	59,736	54,482
11/28	• CINCINNATI	75,007	74,506
12/4	at Houston	50,365	39,434
12/10	ATLANTA	62,552	56,725
12/16	NEW YORK JETS	75,057	59,975
		1,017,855	939,934
AMERICAN CONFERENCE PLAYOFF			
12/31	SEATTLE	L	20-27 75,116 71,032

1984: Won 14, Lost 2 Head Coach: Don Shula
First - Eastern Division

		PAID	ANNOUNCE
9/2	• at Washington	55,431	52,683
9/9	NEW ENGLAND	67,843	66,083
9/17	at Buffalo	66,317	65,455
9/23	INDIANAPOLIS	57,813	55,415
9/30	at St. Louis	48,605	46,991
10/7	• at Pittsburgh	59,103	59,103
10/14	HOUSTON	59,106	54,080
10/21	at New England	44-24	60,890 60,711
10/28	BUFFALO	61,897	58,824
11/4	at New York Jets	76,891	72,655
11/11	PHILADELPHIA	70,805	70,227
11/18	at San Diego (OT)	60,234	53,041
11/26	NEW YORK JETS	75,002	74,884
12/2	• L.A. RAIDERS	75,151	71,222
12/9	• at Indianapolis	60,695	60,411
12/17	• DALLAS	75,105	74,139
		1,030,888	995,924
AMERICAN CONFERENCE PLAYOFF			
12/29	• SEATTLE	74,291	73,469
AMERICAN CONFERENCE CHAMPIONSHIP			
1/6	• PITTSBURGH	76,029	76,029
SUPER BOWL XIX AT PALO ALTO			
1/20	San Francisco	L	16-38 84,059

1985: Won 12, Lost 4 Head Coach: Don Shula
First - Eastern Division

		PAID	ANNOUNCE
9/8	at Houston	50,157	47,656
9/15	INDIANAPOLIS	57,772	53,693
9/22	KANSAS CITY	72,238	69,791
9/29	• at Denver	75,100	73,614
10/6	• PITTSBURGH	75,070	72,820
10/14	• at New York Jets	76,891	73,807
10/20	TAMPA BAY	62,987	62,335
10/27	• at Detroit	80,638	75,291
11/3	• at New England	61,000	58,811
11/10	• NEW YORK JETS	75,275	73,695

11/17	• at Indianapolis	W	34-20	58,924	59,666
11/24	• at Buffalo	W	23-14	53,529	50,474
12/2	• CHICAGO	W	38-24	75,594	75,594
12/8	• at Green Bay	W	34-24	56,860	52,671
12/16	• NEW ENGLAND	W	30-27	75,825	69,489
12/22	• BUFFALO	W	28-0	65,686	64,811
				1,073,546	1,034,218

AMERICAN CONFERENCE PLAYOFF


1/4	• CLEVELAND	W	24-21	75,842	75,128
AMERICAN CONFERENCE CHAMPIONSHIP					
1/12	• NEW ENGLAND	L	14-31	76,270	74,978

1986: Won 8, Lost 8

Third - Eastern Division

Head Coach: Don Shula

				PAID	ANNOUNCE
9/7	• at San Diego	L	28-50	60,147	57,726
9/14	• INDIANAPOLIS	W	30-10	58,442	51,848
9/21	• at New York Jets (OT)	L	45-51	76,891	71,025
9/28	• SAN FRANCISCO	L	16-31	74,730	70,264
10/5	• at New England	L	7-34	61,000	60,689
10/12	• BUFFALO	W	27-14	59,089	49,467
10/19	• L.A. RAIDERS	L	28-30	75,284	53,421
10/26	• at Indianapolis	W	17-13	60,596	58,350
11/2	• HOUSTON	W	28-7	56,321	43,804
11/10	• at Cleveland	L	16-26	79,793	77,949
11/16	• at Buffalo	W	34-24	80,290	76,474
11/24	• NEW YORK JETS	W	45-3	76,254	70,206
11/30	• ATLANTA	L	14-20	62,309	53,762
12/7	• at New Orleans	W	31-27	69,136	64,761
12/14	• at L.A. Rams (OT)	W	37-31	68,379	62,629
12/22	• NEW ENGLAND	L	27-34	76,254	74,516
				1,094,915	996,891



TWO OF THE NFL'S BEST - kicker Fuad Reveiz and punter Reggie Roby

DOLPHINS IN OVERTIME

LOCATION	W	L	T	WON TOSS	LOST TOSS
HOME	1	3	1	2	3
ROAD	2	4	0	3	3
PLAYOFFS	1	1	0	0	2
TOTALS	4	8	1	5	8

When they have won the toss, the Dolphins are 3-2 (1-1 home, 2-1 road). When they have lost the toss, the Dolphins are 1-6-1 (0-3-1 home, 1-3 road).

***Dec. 25, 1971 - Miami 27, at Kansas City 24 (2 OT):** Chiefs win toss. Jan Stenerud has 42-yard FG attempt blocked by Nick Buoniconti of Dolphins. Teams trade punts. Garo Yepremian misses FG try from 52 yards. K.C. QB Len Dawson is intercepted by Jake Scott and teams trade punts. Yepremian kicks a 37-yard FG at 7:40 of the second overtime.

Dec. 14, 1975 - at Baltimore 10, Miami 7: Dolphins win toss. Miami is forced to punt. Colts drive from their own 4 to the Miami 14. Toni Linhart kicks 31-yard FG at 12:44.

Oct. 17, 1976 - Kansas City 20, at Miami 17: Chiefs win toss. Kansas City punts and Miami drives to 20-yard line of Chiefs. Norm Bulaich fumbles into end zone and K.C. recovers for touchback. Chiefs drive to Miami 17 and Jan Stenerud kicks 34-yard FG at 14:48.

Nov. 18, 1979 - at Cleveland 30, Miami 24: Browns win toss. Brian Sipe throws 39-yard TD pass to Reggie Rucker at 1:59.

Nov. 20, 1980 - San Diego 27, at Miami 24: Chargers win toss. San Diego is forced to punt, but Woodrow Lowe intercepts David Woodley at the Miami 40 and returns it to the 12 of the Dolphins. Rolf Benirschke kicks 28-yard FG for Chargers at 7:14.

Dec. 8, 1980 - at Miami 16, New England 13: Dolphins win toss. Miami drives from its own 13 to the 5 of New England with the big play being a 54-yard pass to Duriel Harris from David Woodley. Uwe von Schamann kicks 23-yard FG at 3:20.

Oct. 4, 1981 - at Miami 28, N.Y. Jets 28 (tie): Jets win toss. Teams trade punts twice. Pat Leahy of Jets misses 48-yard FG attempt near end of OT period.

Nov. 8, 1981 - Miami 30, at New England 27: Dolphins win toss. Miami punts, but Bob Brudzinski intercepts Steve Grogan at New England 45 and returns it to 26 of the Pats. Thirteen yards is tacked on for unnecessary roughness on tackle of Brudzinski, before Uwe von Schamann kicks 30-yard FG at 7:09.

***Jan. 2, 1981 - San Diego 41, at Miami 38:** Chargers win toss. Rolf Benirschke misses 27-yard FG for San Diego and Uwe von Schamann of Miami has 34-yard FG blocked by Leroy Jones of Chargers. Benirschke kicks 29-yard FG at 13:52.

Oct. 9, 1983 - Buffalo 38, at Miami 35: Dolphins win toss. Uwe von Schamann misses FGs of 52 and 43 yards for Miami. Joe Danelo kicks 36-yard FG at 13:58.

Nov. 18, 1984 - at San Diego 34, Miami 28: Chargers win toss. Buford McGee runs for 25-yard TD at 3:17.

Sept. 21, 1986 - at N.Y. Jets 51, Miami 45: Jets win toss. Ken O'Brien throws a 43-yard TD pass to Wesley Walker at 2:35.

Dec. 14, 1986 - Miami 37, at L.A. Rams 31: Dolphins win toss. Dan Marino throws a 20-yard TD pass to Mark Duper at 3:04.

★ Playoff Game



DOLPHIN FACT

Wide receivers Mark Duper and Mark Clayton played a significant role in Dan Marino becoming the NFL's all-time passing leader. During Marino's four-year career, 48.9% of his passing yards (7,921/16,177), 45.7% of his passing TDs (65/142) and 34.6% of his completions (433/1,251) have come with the help of either Duper or Clayton.

INDIVIDUAL RECORDS

1966-77: 14 games 1978-1981: 16 games
 1982: 9 games 1983-present: 16 games

*Playoff game **Super Bowl

SCORING

TOTAL POINTS

Career

830 Garo Yepremian (1970-78), 335 XPs, 164 FGs
 540 Uwe von Schamann (1979-84), 237 XPs, 101 FGs
 450 Nat Moore (1974-86), 75 TDs
 342 Larry Csonka (1968-74, 79), 57 TDs
 210 Fuad Reveiz (1985-86), 102 XPs, 36 FGs

Season

117 Garo Yepremian (1971), 33 XPs, 28 FGs
 116 Fuad Reveiz (1985), 50 XPs, 22 FGs
 115 Garo Yepremian (1972), 43 XPs, 24 FGs

Game

24 Paul Warfield (12/15/73 vs. Detroit), 4 TDs

TOUCHDOWNS

Career

75 Nat Moore (1974-86), 74 pass, 1 run
 57 Larry Csonka (1968-74, 79), 53 run, 4 pass
 34 Mark Clayton (1983-86), 33 pass, 1 return
 33 Mercury Morris (1969-75), 29 run, 1 pass, 3 return
 33 Paul Warfield (1970-74), 33 pass
 33 Tony Nathan (1979-86), 16 run, 16 pass, 1 return

Season

18 Mark Clayton (1984), 18 pass
 13 Ron Davenport (1985), 11 run, 2 pass
 13 Nat Moore (1977), 12 pass, 1 run
 13 Larry Csonka (1979), 12 run, 1 pass
 12 Mercury Morris (1972), 12 run
 12 Don Nottingham (1975), 12 run
 12 Lorenzo Hampton (1986), 9 run, 3 pass

Game

4 Paul Warfield (12/15/73 vs. Detroit), 4 TDs

FIELD GOALS MADE

Career

165 Garo Yepremian (1970-78), 242 attempts
 101 Uwe von Schamann (1979-84), 149 attempts

Season

28 Garo Yepremian (1971), 40 attempts
 25 Garo Yepremian (1973), 37 attempts

Game

5 Garo Yepremian (9/26/71 at Buffalo), 6 attempts
 4 Garo Yepremian (10/18/70 at Buffalo), 4 attempts
 4 Garo Yepremian (9/16/73 vs. San Francisco), 4 attempts
 4 Uwe von Schamann (9/4/83 at Buffalo), 4 attempts

Percentage (minimum 15 attempts)

82.6 Garo Yepremian (1978), 19 of 23
 81.3 Garo Yepremian (1975), 13 of 16

Longest

54 Garo Yepremian (10/22/72 vs. Buffalo)
 53 Garo Yepremian (9/16/73 vs. San Francisco)
 53 Garo Yepremian (12/5/76 vs. Buffalo)
 53 Uwe von Schamann (10/21/79 at New England)

FIELD GOAL YARDAGE

Career

5,224 Garo Yepremian (1970-78), 165 of 242
 3,256 Uwe von Schamann (1979-84), 101 of 149

Season

802 Garo Yepremian (1971), 28 of 40
 768 Uwe von Schamann (1981), 24 of 31

Game

165 Garo Yepremian (10/18/70 at Buffalo) 46, 42, 47, 30
 151 Garo Yepremian (9/16/73 vs. San Fran.) 31, 53, 45, 22

EXTRA POINTS MADE

Career

335 Garo Yepremian (1970-78), 351 attempts
 237 Uwe von Schamann (1979-84), 250 attempts

Season

66 Uwe von Schamann (1984), 70 attempts
 52 Fuad Reveiz (1986), 55 attempts
 50 Fuad Reveiz (1985), 52 attempts
 45 Uwe von Schamann (1983), 48 attempts

Game

7 Garo Yepremian (11/12/72 vs. New England), 7 attempts
 7 Garo Yepremian (11/24/77 at St. Louis), 8 attempts

RUSHING

TOTAL YARDS

Career

6,737 Larry Csonka (1968-74, 79), 1506 attempts
 3,877 Mercury Morris (1969-75), 754 attempts
 3,644 Jim Klück (1968-74), 997 attempts
 3,523 Tony Nathan (1979-86), 728 attempts
 2,632 Delvin Williams (1978-80), 643 attempts

Season

1,258 Delvin Williams (1978), 4.6 per carry
 1,117 Larry Csonka (1972), 5.2 per carry
 1,051 Larry Csonka (1971), 5.4 per carry
 1,003 Larry Csonka (1973), 4.6 per carry
 1,000 Mercury Morris (1972), 5.3 per carry

Game

197 Mercury Morris (9/30/73 vs. New England), 15 attempts
 172 Gary Davis (12/17/77 vs. Buffalo), 26 attempts
 151 Abner Haynes (9/17/67 vs. Denver), 12 attempts
 151 Delvin Williams (11/9/80 at Los Angeles), 12 attempts
 148 Lorenzo Hampton (11/24/86 vs. N.Y. Jets), 19 attempts
 **145 Larry Csonka (1/13/74 vs. Minnesota), 33 attempts

RUSHING ATTEMPTS

Career

1,506 Larry Csonka (1968-74, 79)
 996 Jim Klück (1968-74)
 754 Mercury Morris (1969-75)
 728 Tony Nathan (1979-86)
 643 Delvin Williams (1978-80)

Season

272 Delvin Williams (1978)
 224 Andra Franklin (1983)
 220 Larry Csonka (1979)
 219 Larry Csonka (1973)
 219 Mercury Morris (1975)

Game

**33 Larry Csonka (1/13/74 vs. Minnesota), 145 yards
 31 Mercury Morris (10/5/76 at Green Bay), 125 yards
 *29 Larry Csonka (12/30/73 vs. Oakland), 117 yards
 28 Andra Franklin (12/5/82 vs. Minnesota), 129 yards

TOUCHDOWNS RUSHING

Career

53 Larry Csonka (1968-74, 79)
 29 Mercury Morris (1969-75)
 28 Jim Klück (1968-74)
 25 Don Nottingham (1973-77)
 22 Andra Franklin (1981-84)

Season

12 Mercury Morris (1972)
 12 Don Nottingham (1975)
 12 Larry Csonka (1979)
 11 Ron Davenport (1985)
 10 Mercury Morris (1973)

Game

- 3 Jim Kiick (12/20/70 vs. Buffalo), 4,2,2
- 3 Mercury Morris (11/12/72 vs. New England), 4,4,6
- 3 Mercury Morris (9/30/73 vs. New England), 24,70,35
- *3 Larry Csonka (12/30/73 vs. Oakland), 11,2,2
- 3 Don Nottingham (11/3/74 vs. Atlanta), 1,2,1
- 3 Don Nottingham (10/5/75 at Green Bay), 11,1,11
- 3 Don Nottingham (10/26/75 at Buffalo), 1,1,1
- 3 Larry Csonka (9/23/79 vs. Chicago), 12,9,1
- 3 Larry Csonka (11/29/79 vs. New England), 1,1,1

RUSHING AVERAGE**Career (minimum 300 attempts)**

- 5.1 Mercury Morris (1969-75), 754 attempts
- 4.8 Tony Nathan (1979-86), 728 attempts
- 4.5 Larry Csonka (1968-74, 79), 1,506 attempts
- 4.4 Norm Bulaich (1975-79), 340 attempts
- 4.4 Gary Davis (1976-79), 318 attempts

Season (minimum 100 attempts)

- 6.4 Mercury Morris (1973), 149/954 yards
- 5.4 Larry Csonka (1971), 195/1,051 yards
- 5.3 Mercury Morris (1972), 190/1,000 yards
- 5.3 Tony Nathan (1981), 147/782 yards
- 5.2 Larry Csonka (1972), 213/1,117 yards

Game (minimum 10 attempts)

- 13.1 Mercury Morris (9/30/73 vs. New England), 15/197
- 12.6 Abner Haynes (9/17/67 vs. Denver), 12/151
- 12.6 Delvin Williams (11/9/80 at Los Angeles), 12/151

100-YARD GAMES**Career**

- 15 Larry Csonka (1968-74, 79)
- 10 Mercury Morris (1969-75)
- 8 Benny Malone (1974-78)
- 6 Delvin Williams (1978-80)
- 5 Jim Kiick (1968-74)

Season

- 6 Delvin Williams (1978)
- 4 Larry Csonka (1972)
- 3 Larry Csonka (1971)
- 3 Mercury Morris (1972)
- 3 Larry Csonka (1973)
- 3 Mercury Morris (1973)
- 3 Benny Malone (1974)
- 3 Mercury Morris (1975)
- 3 Benny Malone (1976)
- 3 Andra Franklin (1982)

LONGEST RUNS

- 77t Leroy Harris (12.5/77 vs. Baltimore)
- 70t Mercury Morris (9/30/73 vs. New England)
- 70 Mercury Morris (10/15/73 at Cleveland)
- 66t Benny Malone (10/9/77 at Baltimore)
- 65t Abner Haynes (9/17/67 vs. Denver)
- 65t Gary Davis (9/17/78 vs. Buffalo)
- 65 Delvin Williams (11/9/80 at L.A. Rams)
- 63 Norm Bulaich (9/10/78 at Baltimore)
- 60t Gary Davis (12/17/77 vs. Buffalo)
- 58t Delvin Williams (9/3/78 at N.Y. Jets)
- 54t Lorenzo Hampton (11/24/86 vs. N.Y. Jets)

PASSING**TOTAL YARDS****Career**

- 25,092 Bob Griese (1967-80)
- 16,177 Dan Marino (1983-86)
- 5,928 David Woodley (1980-83)
- 4,499 Don Strock (1974-86)
- 2,335 Earl Morrall (1972-76)

Season

- 5,084 Dan Marino (1984)
- 4,746 Dan Marino (1986)
- 4,137 Dan Marino (1985)
- 2,473 Bob Griese (1968)
- 2,470 David Woodley (1981)

Game

- 470 Dan Marino (12/2/84 vs. L.A. Raiders), 35 of 57
- 448 Dan Marino (9/21/86 at N.Y. Jets), 30 of 50
- 429 Dan Marino (9/30/84 at St. Louis), 24 of 36
- 422 Dan Marino (11/4/84 at N.Y. Jets), 23 of 42
- *421 Dan Marino (1/6/85 vs. Pittsburgh), 21 of 32

PASS ATTEMPTS**Career**

- 3,429 Bob Griese (1967-80)
- 2,050 Dan Marino (1983-86)
- 961 David Woodley (1980-83)
- 665 Don Strock (1974-86)
- 337 Rick Norton (1966-69)

Season

- 623 Dan Marino (1986), 378 completions
- 567 Dan Marino (1985), 335 completions
- 564 Dan Marino (1984), 362 completions
- 366 David Woodley (1981), 191 completions
- 355 Bob Griese (1968), 186 completions

Game

- 57 Dan Marino (12/2/84 vs. L.A. Raiders), 35 completions
- 54 Dan Marino (11/16/86 at Buffalo), 39 completions
- 52 Dick Wood (11/27/66 vs. New England), 17 completions
- **50 Dan Marino (1/20/85 vs. San Francisco), 29 completions
- 50 Dan Marino (9/21/86 at N.Y. Jets), 30 completions

PASS COMPLETIONS**Career**

- 1,926 Bob Griese (1967-80)
- 1,249 Dan Marino (1983-86)
- 508 David Woodley (1980-83)
- 375 Don Strock (1974-86)

Season

- 378 Dan Marino (1986), 623 attempts
- 362 Dan Marino (1984), 564 attempts
- 336 Dan Marino (1985), 567 attempts
- 191 David Woodley (1981), 366 attempts
- 186 Bob Griese (1968), 355 attempts

Game

- 39 Dan Marino (11/16/86 at Buffalo), 54 attempts
- 35 Dan Marino (12/2/84 vs. L.A. Raiders), 57 attempts
- 30 Dan Marino (12/8/85 at Green Bay), 44 attempts
- 30 Dan Marino (9/21/86 at N.Y. Jets), 50 attempts
- *29 Don Strock (1/2/82 vs. San Diego), 43 attempts
- 29 Dan Marino (12/9/84 at Indianapolis), 41 attempts
- **29 Dan Marino (1/20/85 vs. San Francisco), 50 attempts
- 29 Dan Marino (9/15/85 vs. Indianapolis), 48 attempts
- 29 Dan Marino (11/24/86 vs. N.Y. Jets), 36 attempts
- 29 Dan Marino (12/14/86 at L.A. Rams), 46 attempts

TOUCHDOWN PASSES**Career**

- 192 Bob Griese (1967-80)
- 142 Dan Marino (1983-86)
- 39 Don Strock (1974-86)
- 34 David Woodley (1980-83)

Season

- 48 Dan Marino (1984) of 362 completions
- 44 Dan Marino (1986) of 378 completions
- 30 Dan Marino (1985) of 336 completions
- 22 Bob Griese (1977) of 180 completions
- 21 Bob Griese (1968) of 186 completions

Game

6	Bob Griese (11/24/77 at St. Louis)	4,7,9,28,17,37
6	Dan Marino (9/21/86 at N.Y. Jets)	6,1,13,46,1,4
5	Dan Marino (9/2/84 at Washington)	26,74,6,9,11
5	Dan Marino (12/8/85 at Green Bay)	10,16,21,2,61
5	Dan Marino (12/14/86 at L.A. Rams)	69,6,43,5,20
4	John Stofa (12/18/66 vs. Houston)	27,48,4,14
4	Bob Griese (11/2/69 at N.Y. Jets)	5,29,11,9
4	Bob Griese (10/17/71 vs. New England)	22,32,14,14
4	Bob Griese (12/15/73 vs. Detroit)	21,7,16,4
*4	Don Strock (1/2/82 vs. San Diego)	1,40,15,50
4	Dan Marino (10/21/84 at New England)	19,5,15,15
4	Dan Marino (11/26/84 vs. N.Y. Jets)	15,1,7,12
4	Dan Marino (12/2/84 vs. L.A. Raiders)	4,64,11,9
4	Dan Marino (12/9/84 at Indianapolis)	2,2,25,7
4	Dan Marino (12/17/84 vs. Dallas)	41,3,39,63
*4	Dan Marino (1/6/85 vs. Pittsburgh)	40,41,36,6
4	Dan Marino (11/2/86 vs. Houston)	8,38,3,85
4	Dan Marino (11/16/86 at Buffalo)	19,27,4,2
4	Dan Marino (11/24/86 vs. N.Y. Jets)	1,22,1,21

PASSES HAD INTERCEPTED**Career**

172	Bob Griese (1967-80)
67	Dan Marino (1983-86)
42	David Woodley (1980-83)
36	Don Strock (1974-86)

Season

23	Dan Marino (1986), 623 attempts
21	Dan Marino (1985), 567 attempts
18	Bob Griese (1967), 331 attempts
17	Bob Griese (1970), 245 attempts
17	David Woodley (1980), 327 attempts
17	Dan Marino (1984), 564 attempts

Game

5	Bob Griese (12/23/67 vs. Houston), 41 attempts
5	Rick Norton (11/23/69 vs. Houston), 26 attempts
5	David Woodley (10/25/81 at Dallas), 37 attempts

LOWEST INTERCEPTION RATE**Season (minimum 150 attempts)**

2.03	Dan Marino (1983), 6 of 296 attempts
3.01	Dan Marino (1984), 17 of 564 attempts
3.42	Bob Griese (1971), 9 of 263 attempts

COMPLETION PERCENT**Career (minimum 150 completions)**

60.9	Dan Marino (1983-86), 1,249 of 2,050
56.4	Don Strock (1974-86), 375 of 665
56.2	Bob Griese (1967-80), 1,926 of 3,429 attempts
53.9	Earl Morrall (1972-76), 153 of 284 attempts

Season (minimum 75 completions)

64.2	Dan Marino (1984), 362 of 564 attempts
63.0	Bob Griese (1978), 148 of 235 attempts
61.8	Bob Griese (1975), 118 of 191 attempts

Game (minimum 12 completions)

92.3	Bob Griese (12/18/78 vs. New England), 12 of 13 attempts
*84.2	David Woodley (1/8/83 vs. New England), 16 of 19 attempts
82.4	Earl Morrall (12/1/75 vs. New England), 14 of 17 attempts
81.8	Don Strock (12/10/83 vs. Atlanta), 18 of 22 attempts
81.0	Bob Griese (10/22/67 vs. N.Y. Jets), 17 of 21 attempts
80.6	Dan Marino (11/24/86 vs. N.Y. Jets), 29 of 36 attempts

300-YARD GAMES**Career**

22	Dan Marino (1983-86)
3	Bob Griese (1967-80)
2	David Woodley (1980-83)
1	John Stofa (1966-67, 69-70)
1	Don Strock (1974-86)

Season

9	Dan Marino (1984)
6	Dan Marino (1985)
6	Dan Marino (1986)
2	David Woodley (1981)

LONGEST PASS PLAYS

86t	Bob Griese to Paul Warfield (11/14/71 vs. Pittsburgh)
85t	Dan Marino to Mark Duper (11/20/83 vs. Baltimore)
85t	Dan Marino to Mark Duper (11/2/86 vs. Houston)
80t	George Wilson to Bo Roberson (10/23/66 at Houston)
80t	Dan Marino to Mark Duper (9/23/84 vs. Indianapolis)
79t	Bob Griese to Nat Moore (11/2/75 at Chicago)
**76t	David Woodley to Jimmy Cefalo (1/30/83 vs. Washington)
*75t	Bob Griese to Paul Warfield (1/2/72 vs. Baltimore)
74t	Bob Griese to Paul Warfield (10/31/71 at Los Angeles)
74t	Dan Marino to Mark Duper (9/2/84 at Washington)
73t	Bob Griese to Nat Moore (9/25/77 at San Francisco)
73	Dan Marino to Tony Nathan (9/29/85 at Denver)
71	Dick Wood to Bo Roberson (12/4/66 at Denver)
69t	Dan Marino to Mark Duper (12/14/86 at L.A. Rams)
68t	Dan Marino to Mark Clayton (10/19/86 vs. L.A. Raiders)

PASS RECEIVING**TOTAL RECEPTIONS****Career**

510	Nat Moore (1974-86)
373	Tony Nathan (1979-86)
269	Duriel Harris (1976-83, 85)
224	Mark Duper (1982-86)
223	Bruce Hardy (1978-86)

Season

73	Mark Clayton (1984), 1,389 yards
72	Tony Nathan (1985), 651 yards
71	Mark Duper (1984), 1,306 yards
70	Mark Clayton (1985), 996 yards
67	Jack Clancy (1967), 868 yards
67	Mark Duper (1986), 1,313 yards

Game (minimum 100 yards)

10	Duriel Harris (10/28/79 vs. Green Bay), 180 yards
10	Tony Nathan (9/29/85 at Denver), 120 yards
*10	Tony Nathan (1/4/86 vs. Cleveland), 101 yards
10	Tony Nathan (9/28/86 vs. San Francisco), 101 yards
9	Marlin Briscoe (9/15/74 at New England), 113 yards
9	Duriel Harris (11/30/81 vs. Philadelphia), 114 yards
*9	Tony Nathan (1/2/82 vs. San Diego), 114 yards
9	Mark Clayton (12/2/84 vs. L.A. Raiders), 177 yards

TOTAL RECEIVING YARDS**Career**

7,547	Nat Moore (1974-86), 14.8 per catch
4,534	Duriel Harris (1976-83, 85), 16.9 per catch
4,272	Mark Duper (1982-86), 19.1 per catch
3,649	Mark Clayton (1983-86), 17.5 per catch
3,515	Tony Nathan (1979-86), 9.4 per catch

Season

1,389	Mark Clayton (1984), 73 receptions
1,313	Mark Duper (1986), 67 receptions
1,306	Mark Duper (1984), 71 receptions
1,150	Mark Clayton (1986), 60 receptions
1,003	Mark Duper (1983), 51 receptions

Game

217	Mark Duper (11/10/85 vs. N.Y. Jets), 8 receptions
210	Nat Moore (10/4/81 vs. N.Y. Jets), 7 receptions
202	Mark Duper (10/9/83 vs. Buffalo), 7 receptions
180	Duriel Harris (10/28/79 vs. Green Bay), 10 receptions
178	Mark Duper (9/2/84 at Washington), 6 receptions

TOUCHDOWNS RECEIVING

Career

74	Nat Moore (1974-86), 510 receptions
33	Paul Warfield (1970-74), 156 receptions
33	Mark Clayton (1983-86), 209 receptions
32	Mark Duper (1982-86), 224 receptions
23	Howard Twilley (1966-76), 212 receptions
23	Jim Mandich (1970-77), 121 receptions
23	Bruce Hardy (1978-86), 223 receptions

Season

18	Mark Clayton (1984), 73 receptions
12	Nat Moore (1977), 52 receptions
11	Karl Noonan (1968), 58 receptions
11	Paul Warfield (1971), 43 receptions
11	Paul Warfield (1973), 29 receptions
11	Mark Duper (1986), 67 receptions

Game

4	Paul Warfield (12/15/73 vs. Detroit)
---	--------------------------------------

100-YARD GAMES

Career

17	Mark Duper (1982-86)
12	Nat Moore (1974-86)
11	Mark Clayton (1983-86)
10	Paul Warfield (1970-74)
10	Duriel Harris (1976-83, 85)

Season

8	Mark Duper (1986)
6	Mark Clayton (1984)
4	Paul Warfield (1971)
4	Duriel Harris (1979)
4	Mark Duper (1984)

RUSHING-RECEIVING

Career

7,795	Nat Moore (1974-86), 248 and 7,547
7,425	Larry Csonka (1968-74, 79), 6,737 and 688
7,038	Tony Nathan (1979-86), 3,523 and 3,515
5,854	Jim Kiick (1968-74), 3,644 and 2,210
4,567	Duriel Harris (1976-83, 85), 33 and 4,534
4,368	Mercury Morris (1969-75), 3,877 and 491
4,262	Mark Duper (1982-86), -10 and 4,272

Season

1,450	Delvin Williams (1978), 1,258 and 192
1,424	Mark Clayton (1984), 35 and 1,389
1,318	Tony Nathan (1985), 667 and 651
1,306	Mark Duper (1984), 0 and 1,306
1,303	Mark Duper (1986), -10 and 1,313
1,276	Lorenzo Hampton (1986), 830 and 446
1,234	Tony Nathan (1981), 782 and 452
1,183	Mark Clayton (1986), 33 and 1,150
1,168	Mercury Morris (1972), 1,000 and 168
1,165	Larry Csonka (1972), 1,117 and 48
1,164	Larry Csonka (1971), 1,051 and 113
1,155	Jim Kiick (1970), 658 and 497

COMBINED YARDAGE

Career

8,950	Nat Moore (1974-86), 1,155 return yards
8,655	Tony Nathan (1979-85), 1,617 return yards
7,486	Mercury Morris (1969-75), 3,118 return yards
7,425	Larry Csonka (1968-74, 79), 0 return yards
6,062	Duriel Harris (1976-83, 85), 1,495 return yards

Season

1,603	Tony Nathan (1979), 1,322 return yards
1,518	Mark Clayton (1984), 94 return yards
1,502	Mercury Morris (1972), 334 return yards
1,483	Mercury Morris (1969), 1,308 return yards

1,476	Joe Auer (1966), 797 return yards
1,458	Lorenzo Hampton (1986), 182 return yards

Game

302	Mercury Morris (11/1/70 at Baltimore) 8-89 rush, 3-68 pass, 6-145 kickoff returns
254	Freddie Solomon (10/9/77 at Baltimore) 4-171 kickoff returns, 4-51 pass, 3-32 punt returns
252	Freddie Solomon (12/5/76 vs. Buffalo) 1-59t rush, 5-114 pass, 1-79t punt return

PUNTING

TOTAL PUNTS

Career

633	Larry Seiple (1967-77), 25,347 yards
240	Reggie Roby (1983-86), 10,521 yards
227	George Roberts (1978-80), 9,314 yards

Season

83	Tom Orosz (1981), 40.8 average
81	George Roberts (1978), 40.3 average
80	Larry Seiple (1969), 40.8 average

Game

10	George Wilson, Jr. (9/9/66 vs. N.Y. Jets), 483 yards
10	George Roberts (10/12/80 at New England), 445 yards
9	Larry Seiple (9/18/77 at Buffalo), 325 yards

AVERAGE YARDS

Career (minimum 120 punts)

43.8	Reggie Roby (1983-86)
40.0	Larry Seiple (1967-77)

Season (minimum 40 punts)

44.7	Reggie Roby (1984), 51 punts
44.2	Reggie Roby (1986), 56 punts
43.7	Reggie Roby (1985), 59 punts
43.1	Reggie Roby (1983), 74 punts
42.6	George Roberts (1980), 77 punts

Game (minimum 4 punts)

58.5	Reggie Roby (9/28/86 vs. San Francisco), 4-234 yards
52.0	Larry Seiple (10/7/73 vs. N.Y. Jets), 4-208 yards
50.8	Reggie Roby (11/2/86 vs. Houston), 4-203 yards
50.6	Reggie Roby (11/26/84 vs. N.Y. Jets), 5-253 yards
50.5	Reggie Roby (11/17/85 at Indianapolis), 4-202 yards

LONGEST PUNTS

73	Larry Seiple (11/14/71 vs. Pittsburgh) to end zone
73	Reggie Roby (9/28/86 vs. San Francisco) to end zone
73	Reggie Roby (10/5/86 at New England) net 73
71	George Roberts (11/2/80 at Oakland) net 62
69	Reggie Roby (11/26/84 vs. N.Y. Jets) to end zone

PUNT RETURNS

TOTAL RETURNS

Career

127	Jake Scott (1970-75)
79	Tom Vigorito (1981-85)
71	Freddie Solomon (1975-77)

Season

41	Mark Clayton (1983), 9.6 average
36	Tom Vigorito (1981), 10.5 average
33	Jake Scott (1971), 9.6 average

Game

7	Mercury Morris (10/19/69 at Kansas City), 17.6 average
6	Jake Scott (11/10/74 at New Orleans), 16.5 average
6	Freddie Solomon (12/5/77 vs. Baltimore), 9.3 average
6	Tom Vigorito (11/30/81 vs. Philadelphia), 12.2 average
6	Mark Clayton (11/20/83 vs. Baltimore), 16.2 average
6	Vince Heflin (9/23/84 vs. Indianapolis), 12.7 average

PUNT RETURN YARDAGE**Career**

1,330 Jake Scott (1970-75)
 830 Tom Vigorito (1981-85)
 810 Freddie Solomon (1975-77)

Season

392 Mark Clayton (1983), 9.6 average
 379 Tom Vigorito (1981), 10.5 average
 346 Jake Scott (1974), 11.2 average

Game

123 Mercury Morris (10/19/69 at Kansas City), 7 returns
 106 James Pruitt (9/14/86 vs. Indianapolis), 2 returns
 99 Jake Scott (11/10/74 at New Orleans), 6 returns
 97 Mark Clayton (11/20/83 vs. Baltimore), 6 returns

LONGEST PUNT RETURNS

87t Tom Vigorito (9/10/81 vs. Pittsburgh)
 86t Tony Nathan (10/14/79 vs. Buffalo)
 79t Freddie Solomon (12/5/76 vs. Buffalo)
 77t Jake Scott (11/22/70 vs. Baltimore)
 71t James Pruitt (9/14/86 vs. Indianapolis)

AVERAGE YARDS**Career (minimum 50 returns)**

11.4 Freddie Solomon (1975-77), 71 returns
 10.5 Jake Scott (1970-75), 127 returns
 10.5 Tom Vigorito (1981-85), 79 returns

Season (minimum 14 returns)

12.3 Freddie Solomon (1975), 26 returns
 12.1 Jake Scott (1973), 22 returns

Game (minimum 4 returns)

18.8 Charlie Babb (11/23/75 vs. Baltimore), 4-75 yards
 17.6 Mercury Morris (10/19/69 at Kansas City), 7-123 yards

FAIR CATCHES**Career**

55 Jake Scott (1970-75) of 182 punts
 29 Dick Anderson (1968-75, 77) of 74 punts

Season

18 Jake Scott (1971) of 51 punts
 16 Jake Scott (1973) of 38 punts

Game

6 Jake Scott (12/20/70 vs. Buffalo) of 8 punts

KICKOFF RETURNS**TOTAL RETURNS****Career**

123 Fulton Walker (1981-85)
 111 Mercury Morris (1969-75)
 56 Duriel Harris (1976-83, 85)

Season

45 Lorenzo Hampton (1985), 22.7 average
 45 Tony Nathan (1979), 22.6 average
 43 Mercury Morris (1969), 26.4 average
 40 Don Bessillieu (1980), 22.3 average

Game

7 Don Bessillieu (10/12/80 at New England), 20.4 average
 7 Fulton Walker (11/8/81 at New England), 23.7 average

KICKOFF RETURN YARDAGE**Career**

2,947 Mercury Morris (1969-75)
 2,944 Fulton Walker (1981-85)
 1,416 Duriel Harris (1976-83, 85)

Season

1,136 Mercury Morris (1969), 26.4 average
 1,020 Lorenzo Hampton (1985), 22.7 average
 1,016 Tony Nathan (1979), 22.6 average
 962 Fulton Walker (1983), 26.7 average
 932 Fulton Walker (1981), 24.5 average

196

Game

204 Gene Milton (9/21/68 vs. Oakland), long 73
 **190 Fulton Walker (1/30/83 vs. Washington), long 98t
 185 Fulton Walker (10/12/81 at Buffalo), long 90t
 171 Freddie Solomon (10/9/77 at Baltimore), long 90t

LONGEST KICKOFF RETURN

105t Mercury Morris (9/14/69 at Cincinnati)
 **98t Fulton Walker (1/30/83 vs. Washington)
 96t Mercury Morris (12/6/70 vs. Boston)
 95t Joe Auer (9/2/66 vs. Oakland)
 95 Bobby Neff (9/14/68 vs. Houston)

AVERAGE YARDS**Career (minimum 50 returns)**

26.5 Mercury Morris (1969-75), 111 returns
 25.3 Duriel Harris (1976-83, 85), 56 returns
 23.9 Fulton Walker (1981-85), 123 returns

Season (minimum 14 returns)

32.9 Duriel Harris (1976), 17 returns, 559 yards
 29.6 Gary Davis (1977), 14 returns, 414 yards
 29.0 Mercury Morris (1970), 28 returns, 812 yards

Game (minimum 4 returns)

**47.5 Fulton Walker (1/30/83 vs. Washington), 4-190
 42.8 Freddie Solomon (10/9/77 at Baltimore), 4-171
 34.0 Gene Milton (9/21/68 vs. Oakland), 6-204

INTERCEPTIONS**TOTAL INTERCEPTIONS****Career**

35 Jake Scott (1970-75)
 34 Dick Anderson (1968-75, 77)
 26 Glenn Blackwood (1979-86)
 23 Gerald Small (1978-83)
 22 Tim Foley (1970-80)
 22 Curtis Johnson (1970-78)

Season

10 Dick Westmoreland (1967), 127 yards
 8 Willie West (1966), 62 yards
 8 Dick Anderson (1968, 1970, 1973), 230 yards, 191 yards,
 163 yards
 8 Jake Scott (1974), 75 yards

Game

4 Dick Anderson (12/3/73 vs. Pittsburgh), 121 yards
 3 Willie West (10/23/66 at Houston), 49 yards
 3 Dick Westmoreland (1/26/67 vs. Buffalo), 43 yards
 3 Charlie Babb (9/22/75 vs. Oakland), 18 yards
 3 Curtis Johnson (11/9/75 vs. N.Y. Jets), 25 yards
 3 Larry Gordon (12/10/78 vs. Oakland), 35 yards
 3 William Judson (10/16/83 at N.Y. Jets), 23 yards

INTERCEPTION YARDAGE**Career**

792 Dick Anderson (1968-75, 1977), 23.3 average
 425 Jake Scott (1970-75), 12.1 average
 381 Glenn Blackwood (1979-86), 14.7 average
 378 Gerald Small (1978-83), 16.4 average
 269 William Judson (1981-86), 16.8 average

Season

230 Dick Anderson (1968), 8 for 28.8 average
 198 Jimmy Warren (1966), 5 for 39.6 average
 191 Dick Anderson (1970), 8 for 23.9 average

Game

121 Dick Anderson (12/3/73 vs. Pittsburgh), 4 interceptions
 109 Dick Anderson (11/24/68 at Boston), 2 interceptions

LONGEST INTERCEPTION RETURNS

96t Dick Anderson (11/24/68 at Boston), Tom Sherman
 86 Dick Anderson (12/20/70 vs. Buffalo), Dennis Shaw

197

- 86t William Judson (60t), Mike Kozlowski (26, lateral), (9/9/84 vs. New England), Steve Grogan
- 70t Jimmy Warren (11/13/66 at Kansas City), Len Dawson
- *62t Dick Anderson (1/2/72 vs. Baltimore), John Unitas
- 61t William Judson (9/8/85 at Houston), Warren Moon
- 56 Neal Colzie (11/29/79 vs. New England), Steve Grogan

TOUCHDOWN INTERCEPTIONS

- 3 Dick Anderson (1968-74), 96,27,38 yards
- 2 Dick Westmoreland (1966-69), 39,19 yards
- 2 Bill Stanfill (1969-76), 15,17 yards
- 2 Lloyd Mumphord (1969-74), 32,28 yards
- 2 Mike Kozlowski (1979-86), 35,38 yards
- 2 Don McNeal (1980-86), 19,11 yards

MISCELLANEOUS RETURNS

BLOCKED FIELD GOAL

- 51t Lloyd Mumphord (12/6/70 vs. Boston), Gino Capelletti
- 47t Curtis Johnson (12/19/71 vs. Green Bay), Tim Webster

BLOCKED PUNT

- 8t Tim Foley (11/11/73 vs. Baltimore), David Lee
- *5t Charlie Babb (12/24/72 vs. Cleveland), Don Cockroft
- 5t Tim Foley (11/11/73 vs. Baltimore), David Lee

SHORT FIELD GOAL ATTEMPT

- 50 Jake Scott (12/6/70 vs. Boston), Gino Capelletti

FUMBLE RECOVERY (ALL TDs)

- 68t A.J.Duhe (10/15/78 at San Diego), Dan Fouts
- 44t Don Bessillieu (10/19/80 vs. Buffalo), Joe Cribbs
- 35t Dick Anderson (10/15/72 vs. San Diego), Mike Garrett
- 25t Mike Kozlowski (12/6/81 vs. New England), Sam Cunningham
- 21t Bob Baumhower (10/7/84 at Pittsburgh), Mark Malone
- 13t Nick Buoniconti (9/30/73 vs. New England), John Tarver
- 13t Bob Baumhower (10/9/78 vs. Cincinnati), Dave Turner
- 7t Bob Brudzinski (10/27/85 at Detroit), Eric Hipple

DOLPHIN TEAM RECORDS

SCORING

MOST POINTS SCORED

- Season 513 1984
- Game 55 11/24/77 at St. Louis

MOST POINTS ALLOWED

- Season 407 1967
- Game 58 9/18/66 at Buffalo

FEWEST POINTS SCORED

- Season 213 1966
- Game 0 seven times, last 1980

FEWEST POINTS ALLOWED

- Season 150 1973, 14 games
- 131 1982, 9 games
- Game 0 18 times, last 1985

MOST POINTS, BOTH TEAMS

- 96 at N.Y. Jets 51, Miami 45, ot (9/21/86)
- *79 San Diego 41, at Miami 38 (1/2/82)
- 79 L.A. Raiders 45, at Miami 34 (12/2/84)
- 79 at Miami 41, Tampa Bay 38 (10/20/85)
- 78 at San Diego 50, Miami 28 (9/7/86)

FEWEST POINTS, BOTH TEAMS

- 3 at New England 3, Miami 0 (12/12/82)
- 12 at Miami 9, Kansas City 3 (10/20/74)
- 12 Miami 12, at Buffalo 0 (9/4/83)
- 13 Miami 13, at Buffalo 0 (9/18/77)

MOST DECISIVE WIN

- 52 52-0 vs. New England (11/12/72)
- 44 44-0 vs. Baltimore (11/11/73)
- 43 43-0 at N.Y. Jets (10/19/75)
- 42 45-3 vs. N.Y. Jets (11/24/86)

MOST DECISIVE LOSS

- 45 48-3 vs. Kansas City (9/28/68)
- 41 41-0 at Kansas City (10/8/67)
- 35 35-0 at Baltimore (11/1/70)

MOST TOUCHDOWNS SCORED

- Season 70 1984
- Game 8 11/24/77 at St. Louis

MOST TOUCHDOWNS ALLOWED

- Season 53 1967
- Game 8 9/18/66 at Buffalo

FEWEST TOUCHDOWNS SCORED

- Season 26 1966

FEWEST TOUCHDOWNS ALLOWED

- Season 15 1973
- 21 1972

MOST TOUCHDOWNS BY

- Rushing**
 - Season 26 1972, 1975
 - Game 4 five times
- Passing**
 - Season 49 1984
 - Game 6 11/24/77 at St. Louis
 - 6 9/21/86 at N.Y. Jets
- Intercept**
 - Season 4 1966
 - Game 2 12/3/73 vs. Pittsburgh
 - 2 9/12/82 at N.Y. Jets
 - 2 12/16/83 vs. N.Y. Jets
 - 1 seven times, last 1981
 - 1 seven times, last 1986
 - 1 seven times, last 1985
 - 2 1973
- KO Return 1
- Punt Return 1
- Fumble Return 1
- Blocked Punt 2

FEWEST TOUCHDOWNS BY

- Rushing 5 1966
- Passing 12 1969

MOST TDs ALLOWED BY

- Rushing**
 - Season 23 1986
 - Game 4 four times
- Passing**
 - Season 31 1967
 - Game 5 four times, last 1983
- Intercept 3 1967, 1969, 1979
- KO Return 1 1966, 1970, 1975
- Punt Return 1 four times, last 1985
- Fumble Return 1 five times, last 1986

FEWEST TDs ALLOWED BY

- Rushing 8 1972
- Passing 5 1973

MOST PATs SCORED

- Season 66 1984
- Game 7 11/12/72 vs. New England
- 7 11/24/77 at St. Louis

MOST PATs, OPPONENT

- Season 47 1967
- Game 7 9/18/66 at Buffalo

MOST FGs SCORED

- Season 28 1971
- Game 5 9/26/71 at Buffalo

SCORE BY QUARTERS, DOLPHINS

1st -	21	12/20/70 vs. Buffalo
	21	10/2/77 vs. Houston
2nd -	28	12/17/67 vs. Boston
	24	10/23/77 vs. Seattle
	24	10/29/78 vs. Baltimore
	24	11/20/83 vs. Baltimore
3rd -	21	11/3/74 vs. Atlanta
	21	9/12/82 at N.Y. Jets
	21	9/2/84 at Washington
4th -	21	9/30/73 vs. New England
	21	9/29/74 at San Diego

SCORE BY QUARTERS, OPPONENT

1st -	24	9/28/68 vs. Kansas City
	*24	1/2/82 vs. San Diego
2nd -	28	9/21/86 at N.Y. Jets
	27	9/18/66 at Buffalo
3rd -	17	12/23/67 vs. Houston
4th -	28	10/2/66 at San Diego

SCORE BY HALVES, DOLPHINS

1st -	35	12/17/67 vs. Boston
	31	12/20/70 vs. Buffalo
	31	12/2/85 vs. Chicago
	31	12/7/86 at New Orleans
2nd -	31	9/22/85 vs. Kansas City
	28	12/10/67 vs. San Diego
	28	2/5/76 vs. Buffalo
	28	9/23/79 vs. Chicago
	28	10/9/83 vs. Buffalo
	28	10/21/84 at New England
	28	12/9/84 at Indianapolis

SCORE BY HALVES, OPPONENT

1st -	48	9/18/66 at Buffalo
2nd -	38	10/2/66 at San Diego
	31	10/3/76 vs. Los Angeles

SCORE BY QUARTERS, BOTH TEAMS

1st -	27	9/28/68 vs. Kansas City
		Kansas City 24, Miami 3
2nd -	42	9/21/86 at New York
		N.Y. Jets 28, Miami 14
	34	9/18/66 at Buffalo
		Buffalo 27, Miami 7
	34	9/30/84 at St. Louis
		Miami 20, St. Louis 14
3rd -	28	12/10/67 vs. San Diego
		Miami 14, San Diego 14
4th -	35	11/17/74 vs. Buffalo
		Buffalo 21, Miami 14

SCORE BY HALVES, BOTH TEAMS

1st -	58	9/18/66 at Buffalo
		Buffalo 48, Miami 10
	52	9/21/86 at New York
		N.Y. Jets 31, Miami 21
2nd -	52	10/9/83 vs. Buffalo
		Miami 28, Buffalo 24

FIRST DOWNS

MOST FIRST DOWNS

Season	387	1984
Game	34	11/24/77 at St. Louis
	33	10/21/84 at New England
	33	9/15/85 vs. Indianapolis

MOST FIRST DOWNS ALLOWED

Season	337	1986
Game	*34	1/2/82 vs. San Diego
	34	11/18/84 at San Diego

200

MOST FIRST DOWNS, BOTH TEAMS

Season	701	1984
Game	*59	1/2/82 vs. San Diego
	59	10/9/83 vs. Buffalo

FEWEST FIRST DOWNS

Season	200	1966
Game	7	10/3/70 vs. Oakland
	8	9/24/67 vs. Kansas City
	8	10/12/80 at New England

FEWEST FIRST DOWNS ALLOWED

Rushing		
Season	186	1972
Game	4	11/11/73 vs. Baltimore
	5	9/2/79 at Buffalo
	7	9/24/72 vs. Houston

MOST FIRST DOWNS BY

Rushing		
Season	170	1972
Game	19	10/29/72 at Baltimore
	19	11/24/77 at St. Louis
Passing		
Season	250	1986
Game	24	9/15/85 vs. Indianapolis
	24	9/21/86 at N.Y. Jets
	24	11/16/86 at Buffalo

Penalty

Season	31	1979, 1983
Game	6	12/4/66 at Denver
	6	11/26/67 vs. Buffalo

FEWEST FIRST DOWNS BY

Rushing		
Season	65	1967
Game	0	10/15/67 at Boston
Passing		
Season	91	1973
Game	1	9/4/83 at Buffalo
Penalty		
Season	13	1973

MOST FIRST DOWNS ALLOWED BY

Rushing		
Season	144	1986
Game	17	12/11/76 vs. Minnesota
	16	11/14/76 at Pittsburgh
	**16	1/20/85 vs. San Francisco
Passing		
Season	177	1986
Game	*21	1/2/82 vs. San Diego

Penalty

Season	22	1978
	21	1967
Game	7	10/9/83 vs. Buffalo

FEWEST FIRST DOWNS ALLOWED BY

Rushing		
Season	66	1969
Game	0	12/20/70 vs. Buffalo
	0	10/13/74 at Washington
Passing		
Season	78	1973
Game	0	12/8/68 vs. Boston
	1	11/5/79 vs. Houston
	1	12/12/82 at New England
Penalty		
Season	8	1973, 1974

TOTAL YARDS

MOST NET YARDS GAINED

Season	6,936	1984
	6,324	1986
		201

Game	*569	1/6/85 vs. Pittsburgh
	552	9/30/84 at St. Louis
	552	10/21/84 at New England
	529	10/25/81 at Dallas
	515	10/14/84 vs. Houston
	515	12/2/84 vs. L.A. Raiders

MOST NET YARDS, BOTH TEAMS

Season	12,374	1986
Game	12,356	1984

Game	1,066	9/21/86 at N.Y. Jets
	*1,036	1/2/82 vs. San Diego
	*1,024	1/6/85 vs. Pittsburgh

FEWEST NET YARDS GAINED

Season	3,458	1966
Game	88	10/12/80 at New England
	111	9/9/66 vs. N.Y. Jets
	124	9/24/67 vs. Kansas City

MOST NET YARDS ALLOWED

Season	6,050	1986
Game	5,767	1985
Game	593	10/3/76 vs. Los Angeles
	581	9/21/86 at N.Y. Jets
	*564	1/2/82 vs. San Diego
	558	11/10/86 at Cleveland
	546	10/4/81 vs. N.Y. Jets

FEWEST NET YARDS ALLOWED

Season	3,281	1973
Game	76	10/21/73 vs. Buffalo
	118	10/16/66 vs. Denver
	121	9/2/79 at Buffalo
	132	11/11/73 vs. Baltimore

RUSHING

MOST YARDS RUSHING

Season	2,960	1972
Game	2,521	1973
Game	315	11/11/73 vs. Baltimore
	304	12/3/72 at New England
	302	11/7/71 vs. Buffalo
	301	9/30/73 vs. New England

MOST YARDS RUSHING, BOTH TEAMS

Season	4,627	1978
Game	4,529	1976
Game	487	12/5/76 vs. Buffalo
	444	9/30/73 vs. New England

FEWEST YARDS RUSHING

Season	1,323	1967
Game	23	9/24/67 vs. Kansas City
	25	12/11/77 at New England
	*25	12/30/79 at Pittsburgh
	**25	1/20/85 vs. San Francisco

MOST YARDS RUSHING ALLOWED

Season	2,493	1986
Game	2,411	1976
Game	279	12/3/67 at Houston
	278	9/19/76 at New England
	269	12/5/76 vs. Buffalo

FEWEST YARDS RUSHING ALLOWED

Season	1,453	1970
Game	16	9/2/66 vs. Oakland
	26	10/13/74 at Washington
	29	11/16/80 vs. San Francisco
	35	10/17/71 vs. New England

MOST ATTEMPTS RUSHING

Season	613	1972
Game	58	10/5/75 at Green Bay
	56	9/12/82 at N.Y. Jets
	55	11/24/77 at St. Louis

FEWEST ATTEMPTS RUSHING

Season	326	1967
Game	**9	1/20/85 vs. San Francisco
	9	9/7/86 at San Diego
	13	10/19/86 vs. L.A. Raiders
	15	9/28/86 vs. San Francisco
	16	12/3/67 at Houston

MOST ATTEMPTS, OPPONENT

Season	543	1978
Game	540	1986
	*59	1/12/86 vs. New England

PASSING

MOST NET YARDS PASSING

Season	5,018	1984
Game	*435	1/6/85 vs. Pittsburgh
	435	9/21/86 at N.Y. Jets
	434	12/2/84 vs. L.A. Raiders
	420	9/30/84 at St. Louis

FEWEST NET YARDS PASSING

Season	1,582	1973
Game	22	11/23/69 vs. Houston
	*26	12/30/73 vs. Oakland
	26	9/4/83 at Buffalo

MOST NET YARDS PASSING ALLOWED

Season	3,557	1986
Game	449	9/21/86 at N.Y. Jets
	427	10/1/67 at N.Y. Jets
	426	10/3/76 vs. Los Angeles
	*415	1/2/82 vs. San Diego

FEWEST NET YARDS PASSING ALLOWED

Season	1,290	1973
Game	1	10/21/73 vs. Buffalo
	11	11/5/79 vs. Houston
	13	12/12/82 at New England
	20	11/11/73 vs. Baltimore
	24	10/22/72 vs. Buffalo

MOST GROSS YARDS PASSING

Season	5,146	1984
Game	470	12/2/84 vs. L.A. Raiders
	448	9/21/86 at N.Y. Jets
	*435	1/6/85 vs. Pittsburgh
	429	9/30/84 at St. Louis

FEWEST GROSS YARDS PASSING

Season	1,675	1973
Game	*34	12/30/73 vs. Oakland
	46	9/4/83 at Buffalo

MOST GROSS YARDS PASSING ALLOWED

Season	3,825	1986
Game	479	9/21/86 at N.Y. Jets
	440	10/1/67 at N.Y. Jets
	436	10/3/76 vs. Los Angeles
	*433	1/2/82 vs. San Diego

FEWEST GROSS YARDS PASSING ALLOWED

Season	1,604	1973
Game	13	12/12/82 at New England
	25	11/5/79 vs. Houston
	35	12/9/73 at Baltimore
	45	10/22/72 vs. Buffalo

MOST PASS ATTEMPTS

Season	645	1986
Game	58	9/28/86 vs. San Francisco
	57	12/2/84 vs. L.A. Raiders
	54	11/16/86 at Buffalo
	52	11/27/66 vs. Boston

FEWEST PASS ATTEMPTS

Season	256	1973
Game	*6	12/30 73 vs. Oakland
	**7	1/13 74 vs. Minnesota

MOST PASS ATTEMPTS, OPPONENT

Season	551	1984
Game	56	11/18 84 at San Diego
	55	10/9 83 vs. Buffalo

FEWEST PASS ATTEMPTS, OPPONENT

Season	320	1973
Game	5	12/12 82 at New England

MOST PASS COMPLETIONS

Season	392	1986
Game	39	11/16 86 at Buffalo
	35	12/2 84 vs. L.A. Raiders
	35	9/28 86 vs. San Francisco
	*31	1/2/82 vs. San Diego

FEWEST PASS COMPLETIONS

Season	133	1973
Game	3	10/15 73 at Cleveland
	*3	12/30 73 vs. Oakland

MOST COMPLETIONS, OPPONENT

Season	310	1984
Game	38	10/9/83 vs. Buffalo
	37	11/18 84 at San Diego

FEWEST COMPLETIONS, OPPONENT

Season	151	1973
Game	2	11/9/69 at Boston
	2	12/12/82 at New England
	4	11/14/76 at Pittsburgh

MOST QB SACKS

Season	49	1983, 363 yards
	45	1973, 314 yards
Game	9-59	10/21 73 vs. Buffalo
	8-61	9/20/81 at Houston
	7-52	10/17/71 vs. New England
	7-52	11/11/79 vs. Baltimore
	7-60	9/14/86 vs. Indianapolis

MOST QB SACKS ALLOWED

Season	53	1969, 481 yards
	52	1968, 441 yards
Game	8-83	11/16/69 at Buffalo
	8-80	9/20/70 at Boston
	7-61	9/9/66 vs. N.Y. Jets

INTERCEPTIONS**MOST INTERCEPTIONS**

Season	32	1978, 458 yards
	31	1966, 522 yards
Game	6	12/3/73 vs. Pittsburgh
	6	10/19/75 at N.Y. Jets
	6	9/10/78 at Baltimore
	6	11/21/82 at Buffalo
	6	10/16/83 at N.Y. Jets

FEWEST INTERCEPTIONS

Season	11	1976, 144 yards
	13	1986, 152 yards

MOST INTERCEPTIONS, OPPONENT

Season	32	1966, 370 yards
	29	1969, 596 yards
Game	6	11/13/66 at Kansas City

FEWEST INTERCEPTIONS, OPPONENT

Season	10	1971, 166 yards
	11	1983, 205 yards

204

PENALTIES**MOST PENALTIES**

Season	79	1979, 651 yards
Game	11	10/3/70 vs. Oakland
	11	12/3/72 at New England

MOST YARDS PENALIZED

Season	834	1970 on 77
Game	135	10/3/70 vs. Oakland
	126	11/30/69 vs. Boston (at Tampa)
	124	10/30/83 vs. L.A. Rams

MOST PENALTIES, OPPONENT

Season	108	1980, 923 yards
Game	15	10/11/69 vs. San Diego
	15	10/9/83 vs. Buffalo
	12	9/21/68 vs. Oakland
	12	9/12/82 at N.Y. Jets

MOST YARDS PENALIZED, OPPONENT

Season	923	1980 on 108
Game	156	9/20/69 at Oakland
	144	11/5/67 at Buffalo
	117	12/16/83 vs. N.Y. Jets

FEWEST PENALTIES

Season	48	1968, 485 yards
Game	0	12/23/67 vs. Houston
	0	12/8/68 vs. Boston

FEWEST YARDS PENALIZED

Season	416	1973 on 52
Game	0	two times

FEWEST PENALTIES, OPPONENT

Season	59	1967, 691 yards
Game	1	eight times

FEWEST YARDS PENALIZED, OPPONENT

Season	525	1974 on 67
Game	5	five times

MOST YARDS PENALIZED, BOTH TEAMS

Season	1,538	1970 on 145
Game	230	10/3/70 vs. Oakland
	227	11/30/69 vs. Boston (at Tampa)

MOST PENALTIES, BOTH TEAMS

Season	186	1979, 1,485 yards
Game	20	9/12/82 at N.Y. Jets
	19	four times

FEWEST PENALTIES, BOTH TEAMS

Season	112	1967, 1,181 yards
Game	2	12/23/67 vs. Houston
	2	11/11/73 vs. Baltimore
	2	12/12/82 at New England

FEWEST YARDS PENALIZED, BOTH TEAMS

Season	1,032	1973 on 113
Game	10	11/11/73 vs. Baltimore
	10	12/12/82 at New England
	20	12/8/68 vs. Boston

PUNTING**MOST PUNTS**

Season	85	1969
Game	10	9/9/66 vs. N.Y. Jets
	10	10/12/80 at New England

MOST PUNT YARDS

Season	3,451	1969, 40.6 average
Game	483	9/9/66 vs. N.Y. Jets
	445	10/12/80 at New England

MOST PUNTS, OPPONENT

Season	90	1983
Game	11	11/11/73 vs. Baltimore

205

MOST PUNT YARDS, OPPONENT

Season 3,674 1983, 40.8 average
 Game 413 11/15/81 vs. Oakland

HIGHEST AVERAGE

Season 44.7 1984, 51 punts
 x-Game 58.5 9/28/86 vs. San Francisco

HIGHEST AVERAGE, OPPONENT

Season 44.1 1969, 80 punts
 x-Game 55.5 9/28/68 vs. Kansas City

x-minimum 4 punts

PUNT RETURNS**MOST PUNT RETURNS**

Season 55 1983
 Game 7 10/19/69 at Kansas City

MOST PUNT RETURN YARDS

Season 581 1983
 Game 123 10/19/69 at Kansas City
 115 12/5/76 vs. Buffalo

MOST PUNT RETURNS, OPPONENT

Season 45 1981, 286 yards
 Game 8 9/9/66 vs. N.Y. Jets

MOST PUNT RETURN YARDS, OPPONENT

Season 373 1975, 34 returns
 Game 115 10/12/80 at New England
 110 11/1/70 at Baltimore

KICKOFF RETURNS**MOST KICKOFF RETURNS**

Season 67 1967, 1,443 yards
 Game 9 9/18/66 at Buffalo
 9 9/7/86 at San Diego

MOST KICKOFF RETURN YARDS

Season 1,507 1966, 65 returns
 Game 245 12/5/71 at New England
 229 11/13/66 at Kansas City

MOST KICKOFF RETURNS, OPPONENT

Season 70 1978, 1,459 yards
 Game 69 1979, 1,518 yards
 9 11/24/77 at St. Louis

MOST KICKOFF RETURN YARDS, OPPONENT

Season 1,549 1975, 65 returns
 Game 207 9/17/67 vs. Denver
 200 11/24/77 at St. Louis

FUMBLES**MOST FUMBLES**

Season 37 1986
 Game 5 eight times

MOST FUMBLES LOST

Season 16 1967, 1973, 1980, 1983
 Game 5-5 9/25/83 vs. Kansas City
 5-4 11/15/70 vs. New Orleans
 *5-4 1/12/86 vs. New England
 4-4 9/7/86 at San Diego

MOST FUMBLES, OPPONENT

Season 39 1983
 Game 7 11/7/71 vs. Buffalo
 7 9/18/77 at Buffalo
 7 10/23/83 at Baltimore

MOST FUMBLES LOST, OPPONENT

Season 21 1971, 1978
 Game 4-4 10/18/70 at Buffalo
 4-4 12/10/72 at N.Y. Giants
 4-4 9/26/76 vs. N.Y. Jets
 4-4 11/29/79 vs. New England

206

OPPONENT RECORDS**SINGLE-GAME, TEAM****FIRST DOWNS**

*34 San Diego (12/82 at Miami) 10, 21, 3
 34 San Diego (11/18/84 at San Diego) 14, 20, 0
 32 N.Y. Jets (10/4/81 at Miami) 13, 16, 3
 31 San Diego (9/7/86 at San Diego) 15, 16, 0
 31 N.Y. Jets (9/21/86 at New York) 10, 19, 2

BY RUSHING

**24 Washington (1/30/83 at Pasadena)
 17 Minnesota (12/11/76 at Miami)
 16 Pittsburgh (11/14/76 at Pittsburgh)
 **16 San Francisco (1/20/85 at Palo Alto)

BY PASSING

*21 San Diego (1/2/82 at Miami)
 20 Buffalo (10/9/83 at Miami)
 20 San Diego (11/18/84 at San Diego)
 19 N.Y. Jets (9/21/86 at New York)
 19 Cleveland (11/10/86 at Cleveland)

BY PENALTY

5 New England (12/17/67 at Miami)
 5 N.Y. Jets (11/10/85 at Miami)

RUSHING YARDS

279 Houston (12/3/67 at Houston) 49 attempts
 278 New England (9/19/76 at New England) 51 attempts
 **276 Washington (1/30/83 at Pasadena) 52 attempts
 269 Buffalo (12/5/76 at Miami) 42 attempts
 265 Houston (11/20/78 at Houston) 42 attempts

ATTEMPTS

*59 New England (1/12/86 at Miami) 255 yards
 **52 Washington (1/30/83 at Pasadena) 276 yards
 51 Baltimore (12/9/73 at Baltimore) 166 yards
 51 New England (9/19/76 at New England) 278 yards
 51 New England (12/11/77 at New England) 177 yards
 51 N.Y. Jets (10/4/81 at Miami) 242 yards

TOUCHDOWNS

4 Buffalo (9/18/66 at Buffalo)
 4 Baltimore (11/23/75 at Miami)
 4 New England (10/22/78 at New England)
 4 Houston (11/20/78 at Houston)

NET PASSING YARDS

449 N.Y. Jets (9/21/86 at New York) 479 gross
 427 N.Y. Jets (10/1/67 at New York) 440 gross
 426 Los Angeles (10/3/76 at Miami) 436 gross
 *415 San Diego (1/2/82 at Miami) 433 gross
 407 Buffalo (10/9/83 at Miami) 419 gross

ATTEMPTS

56 San Diego (11/18/84 at San Diego) 37 completions
 55 Buffalo (10/9/83 at Miami) 38 completions
 *54 San Diego (1/2/82 at Miami) 33 completions
 51 Cleveland (11/10/86 at Cleveland) 32 completions

COMPLETIONS

38 Buffalo (10/9/83 at Miami) 55 attempts
 37 San Diego (11/18/84 at San Diego) 56 attempts
 *33 San Diego (1/2/82 at Miami) 54 attempts
 32 Cleveland (11/10/86 at Cleveland) 51 attempts

TOUCHDOWNS

5 Kansas City (10/8/67 at Kansas City)
 5 Boston (10/15/67 at Boston)
 5 N.Y. Jets (12/1/68 at New York)
 5 Buffalo (10/9/83 at Miami)

TOTAL YARDS

593 Los Angeles (10/3/76 at Miami) 167-426
 581 N.Y. Jets (9/21/86 at New York) 132-449
 *564 San Diego (1/2/82 at Miami) 149-415
 558 Cleveland (11/10/86 at Cleveland) 168-390
 546 N.Y. Jets (10/4/81 at Miami) 242-304

207

INTERCEPTIONS

6 Kansas City (11/13/66 at Kansas City) 28 yards

RETURN YARDS

138 Oakland (9/21/68 at Miami) on 5

PUNT RETURNS

8 N.Y. Jets (9/9/66 at Miami) 80 yards

RETURN YARDS

115 New England (10/12/80 at New England) 7 returns

110 Baltimore (11/1/70 at Baltimore) 3 returns

KICKOFF RETURNS

9 St. Louis (11/24/77 at St. Louis) 200 yards

RETURN YARDS

207 Denver (9/17/67 at Miami) 6 returns

200 St. Louis (11/24/77 at St. Louis) 9 returns

PENALTIES

19 Buffalo (12/22/85 at Miami) 123 yards

15 San Diego (10/11/69 vs. San Diego) 96 yards

15 Buffalo (10/9/83 at Miami) 104 yards

13 N.Y. Jets (11/10/85 at Miami) 81 yards

YARDS PENALIZED

156 Oakland (9/20/69 at Oakland) on 12

144 Buffalo (11/5/67 at Buffalo) on 10

TOTAL POINTS

58 Buffalo (9/18/66 at Buffalo) 8 TD

51 N.Y. Jets (9/21/86 at New York) 7 TD

50 San Diego (9/7/86 at San Diego) 6 TD

48 Kansas City (9/28/68 at Miami) 6 TD

47 Oakland (9/21/68 at Miami) 6 TD

SINGLE-GAME, INDIVIDUAL**RUSHING YARDS**

203 O.J. Simpson, Buffalo (12/5/76 at Miami) 24 att.
 203 Rueben Mayes, New Orleans (12/7/86 at New Orleans) 28 att.
 199 Earl Campbell, Houston (11/20/78 at Houston) 28 att.
 173 Freeman McNeil, N.Y. Jets (10/14/85 at New York) 28 att.
 172 Gerald Riggs, Atlanta (11/30/86 at Miami) 33 att.
 **166 John Riggins, Washington (1/30/83 at Pasadena) 38 att.
 164 Jim Nance, Boston (12/17/67 at Miami) 24 att.
 161 William Andrews, Atlanta (12/10/83 at Miami) 21 att.
 *161 Earnest Byner, Cleveland (1/4/86 at Miami) 16 att.
 160 Hoyle Granger, Houston (12/23/67 at Miami) 21 att.
 160 Wayne Wilson, New Orleans (10/2/83 at New Orleans) 34 att.

ATTEMPTS

**38 John Riggins (1/30/83 at Pasadena) 166 yds.
 36 James Jones (10/27/85 at Detroit) 114 yds.
 35 Lydell Mitchell (12/9/73 at Baltimore) 104 yds.
 34 Wayne Wilson (10/2/83 at New Orleans) 160 yds.

RUSHING TOUCHDOWNS

4 Earl Campbell, Houston (11/20/78 at Houston)
 3 Paul Robinson, Cincinnati (11/17/68 at Cincinnati)
 3 Don McCauley, Baltimore (11/23/75 at Miami)
 3 Marcus Allen, L.A. Raiders (12/2/84 at Miami)

PASSING YARDS

479 Ken O'Brien, N.Y. Jets (9/21/86 at New York) 29-43-4
 436 James Harris, Los Angeles (10/3/76 at Miami) 17-29-1
 *433 Dan Fouts, San Diego (1/2/82 at Miami) 33-53-1
 419 Joe Ferguson, Buffalo (10/9/83 at Miami) 38-55-5
 415 Joe Namath, N.Y. Jets (10/1/67 at New York) 23-39-1
 401 Bernie Kosar, Cleveland (11/10/86 at Cleveland) 32-50-0
 393 Ken O'Brien, N.Y. Jets (11/10/85 at Miami) 26-43-0
 380 Dan Fouts, San Diego (11/18/84 at San Diego) 37-56-1
 365 Steve DeBerg, Tampa Bay (10/20/85 at Miami) 19-32-1

ATTEMPTS

56 Dan Fouts, San Diego (11/18/84 at San Diego) 37 comp.
 55 Joe Ferguson, Buffalo (10/9/83 at Miami) 38 comp.
 *53 Dan Fouts, San Diego (1/2/82 at Miami) 33 comp.

COMPLETIONS

38 Joe Ferguson, Buffalo (10/9/83 at Miami) 55 attempts
 37 Dan Fouts, San Diego (11/18/84 at San Diego) 56 attempts
 *33 Dan Fouts, San Diego (1/2/82 at Miami) 53 attempts
 32 Bernie Kosar, Cleveland (11/10/86 at Cleveland) 50 attempts
 29 Steve DeBerg, San Francisco (11/16/80 at Miami) 41 attempts
 (includes record 15 consecutive completions)
 29 Ken O'Brien, N.Y. Jets (9/21/86 at New York) 43 attempts

HAD INTERCEPTED

6 Joe Namath, N.Y. Jets (10/19/75 at New York) 8-24-6
 *5 Mike Phipps, Cleveland (12/24/72 at Miami) 9-23-5
 5 Bill Troup, Baltimore (9/10/78 at Baltimore) 15-33-5
 5 Ken Stabler, Oakland (12/10/78 at Miami) 23-36-5
 *5 Dan Fouts, San Diego (1/16/83 at Miami) 15-34-5
 *5 Richard Todd, N.Y. Jets (1/23/83 at Miami) 15-37-5
 5 Richard Todd, N.Y. Jets (10/16/83 at New York) 9-26-5

TOUCHDOWN PASSES

5 Len Dawson, Kansas City (10/8/67 at Kansas City) 13-23
 250 yds.
 5 Babe Parilli, Boston (10/15/67 at Boston) 16-20 281 yds.
 5 Joe Ferguson, Buffalo (10/9/83 at Miami) 38-55 419 yds.
 4 Steve Tensi, San Diego (10/2/66 at San Diego) 9-12 223 yds.
 4 Bert Jones, Baltimore (10/9/77 at Baltimore) 18-30 205 yds.
 4 Richard Todd, N.Y. Jets (10/4/81 at Miami) 28-39 310 yds.
 4 Dan Fouts, San Diego (11/18/84 at San Diego) 37-56 380 yds.
 4 Steve DeBerg, Tampa Bay (10/20/85 at Miami) 19-32 365 yds.
 4 Ken O'Brien, N.Y. Jets (9/21/86 at New York) 29-43 479 yds.

RECEIVING YARDS

220 Ron Jessie, Los Angeles (10/3/76 at Miami) 7 catches
 194 Wesley Walker, N.Y. Jets (9/21/86 at New York) 6 catches
 182 Stanley Morgan, New England (11/8/81 at New England)
 5 catches
 177 Reggie Rucker, Cleveland (11/18/79 at Cleveland) 9 catches
 173 Theo Bell, Pittsburgh (11/30/80 at Pittsburgh) 4 catches

RECEPTIONS

*13 Kellen Winslow, San Diego (1/2/82 at Miami) 166 yds.
 12 Eric Sievers, San Diego (11/18/84 at San Diego) 119 yds.
 10 George Sauer, N.Y. Jets (10/1/67 at New York) 120 yds.
 10 Joe Washington, Baltimore (11/11/79 at Miami) 121 yds.
 10 Al Toon, N.Y. Jets (11/10/85 at Miami) 156 yds.

RECEIVING TOUCHDOWNS

4 Jimmie Giles, Tampa Bay (10/20/85 at Miami) 7-116
 4 Wesley Walker, N.Y. Jets (9/21/86 at New York) 6-194
 3 Jim Whalen, Boston (10/15/67 at Boston) 6-134
 3 Billy Cannon, Oakland (11/19/67 at Oakland) 6-99
 3 Morris Owens, Tampa Bay (10/24/76 at Tampa) 6-88
 3 Sammy White, Minnesota (12/11/76 at Miami) 7-120

FIELD GOALS

5 Roy Gerela, Houston (9/28/69 at Houston) of 5
 4 George Blanda, Oakland (9/23/73 at Oakland) of 4
 4 Rick Danmeier, Minnesota (9/16/79 at Minnesota) of 4
 4 Matt Bahr, Cleveland (11/10/86 at Cleveland) of 5

INTERCEPTIONS

3 Clarence Duren, San Diego (10/30/77 at Miami) 45 yds.
 3 Jeff Nixon, Buffalo (9/7/80 at Buffalo) 31 yds.

KICKOFF RETURN YARDS

185 Floyd Little, Denver (9/17/67 at Miami) on 5, long 59
 159 Harold Hart, Oakland (9/22/75 at Miami) on 3, long 102t

PUNT RETURN YARDS

110 Ron Gardin, Baltimore (11/1/70 at Baltimore) on 3

OPPONENT LONGEST PLAYS**RUN FROM SCRIMMAGE**

81t Earl Campbell, Houston (11/20/78 at Houston)
 80t Carl Garrett, Boston (11/9/69 at Boston)
 76t Robert Holmes, Kansas City (9/28/68 at Miami)
 75t O.J. Simpson, Buffalo (12/5/76 at Miami)
 *66t Earnest Byner, Cleveland (1/4/86 at Miami)
 64t Lydell Mitchell, Baltimore (10/9/77 at Baltimore)
 64t Hoyle Granger, Houston (12/23/67 at Miami)
 59t Henry Marshall, Kansas City (10/17/76 at Miami)
 56t Don Woods, San Diego (9/29/74 at San Diego)
 55 Mose Tatupu, New England (11/13/83 at New England)

PASS PLAY

93t Mike Livingston to Otis Taylor, 79 yards; lateral
 to Robert Holmes, 10/19/69 at Kansas City
 92t Joe Ferguson to Frank Lewis, 9/17/78 vs. Buffalo
 89t Joe Namath to Richard Caster, 10/7/74 vs. N.Y. Jets
 89t Len Dawson to Otis Taylor, 11/13/66 at Kansas City
 *82t Daryle Lamonica to Rod Sherman, 12/27/70 at Oakland
 82t Dan Pastorini to Charlie Joiner, 9/24/72 vs. Houston
 80t Sam Wyche to Bob Trumpy, 11/17/68 vs. Cincinnati
 80t Ken Anderson to Isaac Curtis, 11/28/83 vs. Cincinnati
 80t Warren Moon to Butch Woolfolk, 9/8/85 at Houston
 80t Mike Pagel to Wayne Capers, 11/17/85 at Indianapolis

INTERCEPTION RETURN

- 97t Mike Haynes, L.A. Raiders (Dan Marino), 12/2/84 at Miami
- 76t Dave Grayson, Oakland (Bob Griese), 9/20/69 at Oakland
- 71t Darrol Ray, N.Y. Jets (David Woodley), 12/20/80 at Miami
- 70t Tom Holmoe, San Francisco (Dan Marino), 9/28/86 at Miami (66 yards by Holmoe after 4 yards and lateral by Ronnie Lott)
- 66t Ken Houston, Houston (Bob Griese), 9/14/68 at Miami
- 65t Kenny Graham, San Diego (Bob Griese), 10/11/69 vs. San Diego
- 60t Butch Byrd, Buffalo (Rick Norton), 9/18/66 at Buffalo

PUNT RETURN

- 83t Billy Johnson, Houston (11/16/75 at Houston)
- 80t Ron Gardin, Baltimore (11/1/70 at Baltimore)
- 72t Butch Byrd, Buffalo (9/18/66 at Buffalo)
- 70t Robbie Martin, Indianapolis (11/17/85 at Indianapolis)
- *56t Wes Chandler, San Diego (1/2/82 at Miami)

KICKOFF RETURN

- 102t Harold Hart, Oakland (9/22/75 at Miami)
- 99t Jim Duncan, Baltimore (11/1/70 at Baltimore)
- 96t Emerson Boozer, N.Y. Jets (11/20/66 at New York)

FUMBLE RECOVERY

- 66t Greg Townsend (David Woodley), 9/19/83 at L.A. Raiders
- 58t Rick Redman, San Diego (Dick Wood), 10/2/66 at San Diego
- 58 Randy McClanahan, Buffalo (Bob Griese), 11/12/78 at Buffalo
- 50 Gary Hogeboom, Indianapolis (his own), 9/14/86 at Miami
- **49t Mike Bass, Washington (Garo Yepremian), 1/14/73 at Los Angeles

BLOCKED FIELD GOAL

- 76t Charles Romes (Uwe von Schamann) 9/2/79 at Buffalo

FIELD GOAL

- 52 Jan Stenerud, Kansas City (9/28/68 at Miami)
- 52 Raul Allegre, Indianapolis (12/9/84 at Indianapolis)
- 51 Charlie Gogolak, New England (10/17/71 at Miami)
- 51 Bruce Alford, Buffalo (10/12/68 at Miami)
- 50 John Leyboldt, Buffalo (10/21/73 at Miami)
- 50 Eddie Murray, Detroit (10/27/85 at Detroit)

PUNT

- 89 Luke Prestridge, New England (10/21/84 at New England)
- 72 Rohn Stark, Indianapolis (9/23/84 at Miami)
- 70 Bob Scarpitto, Denver (10/16/66 at Miami)

400 YARDS PASSING

- By Dolphins - Dan Marino at L.A. Rams (403 yards), 12/14/86
- By Opponents - Bernie Kosar at Cleveland (401 yards), 11/10/86

300 YARDS PASSING

- By Dolphins - Dan Marino at L.A. Rams (403 yards), 12/14/86
- By Opponents - Bernie Kosar at Cleveland (401 yards), 11/10/86

200 YARDS RECEIVING

- By Dolphins - Mark Duper vs. N.Y. Jets (217 yards), 11/10/85
- By Opponents - Ron Jessie of L.A. Rams (220 yards), 10/3/76

100 YARDS RECEIVING

- By Dolphins - Mark Duper at L.A. Rams (145 yards), 12/14/86
- By Opponents - Stanley Morgan of New England (148 yards), 12/22/86

FIVE TOUCHDOWN PASSES

- By Dolphins - Dan Marino at L.A. Rams, 12/14/86
- By Opponents - Joe Ferguson of Buffalo, 10/9/83

FOUR TOUCHDOWN PASSES

- By Dolphins - Dan Marino at L.A. Rams (5), 12/14/86
- By Opponents - Ken O'Brien at N.Y. Jets, 9/21/86

THREE TOUCHDOWN PASSES

- By Dolphins - Dan Marino vs. New England, 12/22/86
- By Opponents - Ken O'Brien at N.Y. Jets (4), 9/21/86

FOUR TOUCHDOWN RECEPTIONS

- By Dolphins - Paul Warfield vs. Detroit, 12/15/73
- By Opponents - Wesley Walker at N.Y. Jets, 9/21/86

THREE TOUCHDOWN RECEPTIONS

- By Dolphins - Mark Duper at L.A. Rams, 12/14/86
- By Opponents - Wesley Walker at N.Y. Jets (4), 9/21/86

TWO TOUCHDOWN RECEPTIONS

- By Dolphins - Mark Clayton vs. New England, 12/22/86
- By Opponents - Stanley Morgan of New England, 12/22/86

THREE TOUCHDOWNS RUSHING

- By Dolphins - Larry Csonka vs. New England, 11/29/79
- By Opponents - Marcus Allen of L.A. Raiders, 12/2/84

FOUR FIELD GOALS

- By Dolphins - Uwe von Schamann at Buffalo, 9/4/83
- By Opponents - Matt Bahr at Cleveland, 11/10/86

THREE FIELD GOALS

- By Dolphins - Fuad Reveiz vs. New England, 12/16/85
- By Opponents - Matt Bahr at Cleveland (4), 11/10/86

THREE INTERCEPTIONS

- By Dolphins - William Judson at N.Y. Jets, 10/16/83
- By Opponents - Jeff Nixon at Buffalo, 9/7/80

TWO INTERCEPTIONS

- By Dolphins - Glenn Blackwood vs. New England, 12/16/85
- By Opponents - Dennis Woodberry of Atlanta, 11/30/86

THE LAST TIME . . .

(Regular Season)

KICKOFF RETURNED FOR A TOUCHDOWN

- By Dolphins - Fulton Walker at Buffalo (90 yards), 10/12/81
- By Opponents - Harold Hart of Oakland (102 yards), 9/22/75

PUNT RETURNED FOR A TOUCHDOWN

- By Dolphins - James Pruitt vs. Indianapolis (71 yards), 9/14/86
- By Opponents - Robbie Martin at Indianapolis (70 yards), 11/17/85

INTERCEPTED PASS RETURNED FOR A TOUCHDOWN

- By Dolphins - William Judson at Houston (61 yards), 9/8/85
- By Opponents - Tom Holmoe of San Francisco (70 yards), 9/28/86 (66 yards by Holmoe after 4 yards and lateral by Ronnie Lott)

FUMBLE RETURNED FOR A TOUCHDOWN

- By Dolphins - Bob Brudzinski at Detroit (7 yards), 10/27/85
- By Opponents - Tom Newberry at L.A. Rams (recovered in end zone), 12/14/86

BLOCKED PUNT RETURNED FOR A TOUCHDOWN

- By Dolphins - Tim Foley vs. Baltimore (5 yards), 11/11/73
- By Opponents - Jewel Thomas of L.A. Rams (recovered in end zone), 11/9/80

SAFETY SCORED

- By Dolphins - Mike Charles at N.Y. Jets (Pat Ryan), 10/16/83
- By Opponents - Reggie Williams of Cincinnati (Steve Howell), 9/14/80

SHUTOUT

- By Dolphins - at Miami 28, Buffalo 0; 12/22/85
- By Opponents - at New England 3, Miami 0; 12/12/82

200 YARDS RUSHING

- By Dolphins - None
- By Opponents - Rueben Mayes at New Orleans (203 yards), 12/7/86

100 YARDS RUSHING

- By Dolphins - Lorenzo Hampton vs. New England (109 yards), 12/22/86
- By Opponents - Eric Dickerson at L.A. Rams (124 yards), 12/14/86

DOLPHIN CONSECUTIVES

(Includes Playoff Games)

INDIVIDUAL

PRO BOWL APPEARANCES

- 6 Jim Langer (1973-78)

GAMES PLAYED

- 139 Garo Yepremian (1970-78)
- 134 Jim Langer (1971-79)

GAMES STARTED

- 117 Jim Langer (1972, 1st to 1979, 9th)
- 102 Norm Evans (1969, 3rd to 1975, 9th)

GAMES, SCORING POINTS

- 133 Garo Yepremian (1970, 8th to 1978, 17th)

GAMES, SCORING TOUCHDOWN

- 7 Mark Clayton (1984, 12th to 18th)

GAMES, SCORING FIELD GOAL

- 15 Garo Yepremian (1971, 1st to 15th)

GAMES, RUSHING TOUCHDOWN

- 5 Mercury Morris (1972, 6th to 10th)
- 5 Don Nottingham (1975, 2nd to 6th)
- 5 Pete Johnson (1984, 8th to 12th)

GAMES, PASSING TOUCHDOWN
 25 Dan Marino (1985, 10th to 1986, 16th - current)

GAMES, RECEIVING TOUCHDOWN
 7 Mark Clayton (1984, 12th to 18th)

GAMES, NO PASSES INTERCEPTED
 4 Bob Griese (1971, 5th to 8th)

GAMES, PASS RECEPTION
 37 Nat Moore (1974, 3rd to 1977, 2nd)
 (injured for 13th in 1974, 10th to 14th in 1976)

GAMES, INTERCEPTION
 5 Dick Westmoreland (1967, 9th to 13th)

SEASONS, RUSHING 1,000 YARDS
 3 Larry Csonka (1971, 1972, 1973)

POINTS AFTER TOUCHDOWN
 125 Garo Yepremian (1972, 7th to 1974, 15th)

FIELD GOALS MADE
 16 Garo Yepremian (1978, 8th to 16th)
 15 Garo Yepremian (1974, 12th to 1975, 7th)

PASSES, NONE INTERCEPTED
 122 Bob Griese (1967, 10th to 14th)

PASS COMPLETIONS
 13 Earl Morrall (12/1/75 vs. New England)
 12 Don Strock (1/2/82 vs. San Diego)

TEAM

WINS, ALL GAMES
 18 (all of 1972; 1973, 1st)

WINS, REGULAR SEASON
 16 (1971, 14th; all of 1972; 1973, 1st)
 16 (1983, 12th to 16th; 1984, 1st to 11th)

WINS, PRE-SEASON
 11 (1975, 5th and 6th; all of 1976; 1977, 1st to 3rd)

LOSSES, REGULAR SEASON
 8 (1967, 3rd to 10th)

WINS, HOME GAMES
 31 (Oct. 17, 1971 to Dec. 15, 1974)

WINS, ROAD GAMES
 9 (all of 1972)

LOSSES, HOME GAMES
 4 (Dec. 23, 1967 to Sept. 28, 1968)

SERIES GAMES, DOLPHIN WINS
 20 Buffalo (1970 to 1979)

SERIES GAMES, DOLPHIN LOSSES
 8 New York Jets (1966 to 1969)

QUARTERS, OPPONENT SCORELESS
 13 (1973, 8th to 11th)

QUARTERS, DOLPHINS SCORELESS
 11 (1970, 6th to 8th)

DOLPHIN TOP TENS

RUSHING

PLAYER	YEARS	NO.	YDS.	AVG.	LG	TD
1. Larry Csonka	1968-74, 1979	1506	6737	4.5	54	53
2. Mercury Morris	1969-75	754	3877	5.1	70	29
3. Jim Kiick	1968-74	996	3644	3.7	56	28
4. Tony Nathan	1979-86	728	3523	4.8	46	16
5. Delvin Williams	1978-80	643	2632	4.1	65	13
6. Andra Franklin	1981-84	622	2232	3.6	29	22
7. Benny Malone	1974-78	503	2129	4.2	66	16
8. Woody Bennett	1980-86	363	1527	4.2	25	9
9. Don Nottingham	1973-77	365	1524	4.2	56	25
10. Norm Bulaich	1975-79	340	1498	4.4	63	17

PASSING

PLAYER	YEARS	ATT.	COMP.	YDS.	PCT.	AVG.	TD	INT.
1. Bob Griese	1967-80	3429	1926	25092	56.2	7.3	192	172
2. Dan Marino	1983-86	2050	1249	16177	60.9	7.9	142	67
3. David Woodley	1980-83	961	508	5928	52.9	6.2	34	42

4. Don Strock	1974-86	665	375	4499	56.4	6.8	39	36
5. Rick Norton	1966-69	377	156	1751	41.4	4.6	6	30
6. Earl Morrall	1972-76	284	153	2335	53.9	8.2	17	17
7. Dick Wood	1966	230	83	989	36.1	4.3	4	14
8. John Stofa	1966-67, 1969-70	135	61	862	45.2	6.4	7	6
9. George Wilson, Jr.	1966	112	46	764	41.1	6.8	5	10
10. George Mira	1971	30	11	159	36.7	5.3	1	1

RECEIVING

PLAYER	YEARS	NO.	YDS.	AVG.	LG	TD
1. Nat Moore	1974-86	510	7547	14.8	79	74
2. Tony Nathan	1979-86	373	3515	9.4	73	16
3. Duriel Harris	1976-83, 1985	269	4534	16.9	64	18
4. Mark Duper	1982-86	224	4272	19.1	85	32
5. Bruce Hardy	1978-86	223	2115	9.5	31	23
6. Jim Kiick	1968-74	221	2210	10.0	53	3
7. Howard Twilley	1966-76	212	3064	14.5	44	23
8. Mark Clayton	1983-86	209	3649	17.5	68	33
9. Paul Warfield	1970-74	156	3355	21.5	86	33
10. Kari Noonan	1966-71	136	1808	13.3	51	17

SCORING

PLAYER	YEARS	TD	TDR	TDP	TDRT	FG	PAT	PTS.
1. Garo Yepremian	1970-78	0	0	0	0	165	335	830
2. Uwe von Schamann	1979-84	0	0	0	0	101	237	540
3. Nat Moore	1974-86	75	1	74	0	0	0	450
4. Larry Csonka	1968-74, 1979	57	53	4	0	0	0	342
5. Fuad Reviez	1985-86	0	0	0	0	36	102	210
6. Mark Clayton	1983-86	34	0	33	1	0	0	204
7. Mercury Morris	1969-75	33	29	1	3	0	0	198
Paul Warfield	1970-74	33	0	33	0	0	0	198
Tony Nathan	1979-86	33	16	16	1	0	0	198
10. Mark Duper	1982-86	32	0	32	0	0	0	192

KICKOFF RETURNS

PLAYER	YEARS	NO.	YDS.	AVG.	LG	TD
1. Mercury Morris	1969-75	111	2947	26.5	96	3
2. Fulton Walker	1981-85	123	2944	23.9	90	1
3. Duriel Harris	1976-83, 1985	56	1416	25.3	69	0
4. Gary Davis	1976-79	55	1309	23.8	73	0
5. Lorenzo Hampton	1985-86	54	1202	22.3	46	0
6. Joe Auer	1966-67	49	1139	23.2	95	1
7. Tony Nathan	1979-86	53	1133	21.4	43	0
8. Don Bessilleu	1979-81	47	1024	21.8	87	0
9. Bob Neff	1966-68	35	917	26.2	90	0
10. Nat Moore	1974-86	33	858	26.0	42	0

PUNT RETURNS

PLAYER	YEARS	NO.	FC	YDS.	AVG.	LG	TD
1. Jake Scott	1970-75	127	55	1330	10.5	77	1
2. Tom Vigorito	1981-85	79	21	830	10.5	87	2
3. Freddie Solomon	1975-77	71	4	810	11.4	79	2
4. Mark Clayton	1983-86	52	13	485	9.3	60	1
5. Tony Nathan	1979-86	51	26	484	9.5	86	1
6. Dick Anderson	1968-77	45	29	315	7.0	47	0
7. Fulton Walker	1981-85	34	15	305	9.0	33	0
8. Nat Moore	1974-86	27	18	297	11.0	42	0
9. Charles Leigh	1971-73	31	7	274	8.8	27	0
10. Jimmy Cefalo	1978-84	30	11	242	8.1	26	0

INTERCEPTIONS

PLAYER	YEARS	NO.	YDS.	AVG.	LG	TD
1. Jake Scott	1970-75	35	425	12.1	47	0
2. Dick Anderson	1968-77	34	792	23.3	86	2
3. Glenn Blackwood	1979-86	26	381	14.7	50	1
4. Gerald Small	1978-83	23	378	16.4	46	1
5. Curtis Johnson	1970-78	22	150	6.8	34	0
Tim Foley	1970-80	22	96	4.4	18	0
7. William Judson	1981-86	16	269	16.8	61	1
8. Dick Westmoreland	1966-69	15	236	15.7	42	1
9. Lloyd Mumphord	1969-74	14	187	13.4	51	2
Lyle Blackwood	1981-86	14	175	12.5	45	0
Don McNeal	1980-86	14	146	10.4	30	2

OUTSTANDING PERFORMANCES

300-PLUS PASSING YARDS

PLAYER	DATE	OPPONENT	ATT.	COMP.	YDS.	TD	INT.	LG
Dan Marino	12/2/84	L.A. RAIDERS	57	35	470	4	2	64
Dan Marino	9/21/86	at N.Y. Jets	50	30	448	6	2	46t
Dan Marino	9/30/84	at St. Louis	36	24	429	3	0	51
Dan Marino	11/4/84	at N.Y. Jets	42	23	422	2	2	54
Dan Marino	1/6/85	PITTSBURGH	32	21	421	4	1	41
D. Woodley	10/25/81	at Dallas	37	21	408	3	5	69t
Dan Marino	12/9/84	at Indianapolis	41	29	404	4	1	42
Dan Marino	11/16/86	at Buffalo	54	39	404	4	0	39t
Don Strock	1/2/82	SAN DIEGO	43	29	403	4	1	50t
Dan Marino	12/14/86	at L.A. Rams	46	29	403	5	1	69t
Dan Marino	9/29/85	at Denver	43	25	390	3	0	73
Dan Marino	11/10/85	N.Y. JETS	37	21	362	3	3	60
Bob Griese	11/20/78	at Houston	33	23	349	2	1	47
Dan Marino	12/8/85	at Green Bay	44	30	345	5	1	61
Dan Marino	12/17/84	DALLAS	40	23	340	4	2	63
Dan Marino	11/18/84	at San Diego	41	28	338	2	2	32
Dan Marino	10/12/86	BUFFALO	41	24	337	1	1	39
Dan Marino	11/17/85	at Indianapolis	37	22	330	1	0	42
Dan Marino	9/15/85	INDIANAPOLIS	48	29	329	2	0	26
Bob Griese	9/14/69	at Cincinnati	39	19	327	1	2	50
Don Strock	12/15/79	N.Y. JETS	41	26	322	1	2	38
Dan Marino	10/9/83	BUFFALO	29	19	322	3	2	63
Dan Marino	10/14/84	HOUSTON	32	25	321	3	0	32
Dan Marino	10/21/84	at New England	39	24	316	4	1	28
Dan Marino	9/2/84	at Washington	28	21	311	5	0	74
D. Woodley	9/27/81	at Baltimore	30	19	309	2	0	48
John Stofa	12/18/66	HOUSTON	38	22	307	4	2	48t
Bob Griese	10/17/76	KANSAS CITY	35	25	306	1	2	39
Dan Marino	11/30/86	ATLANTA	40	20	303	2	4	54t
Dan Marino	10/20/85	TAMPA BAY	39	27	302	3	1	42
Dan Marino	9/28/86	SAN FRANCISCO	46	27	301	1	4	24

25 BEST RECEIVING PERFORMANCES

PLAYER	DATE	OPPONENT	NO.	YDS.	TD	LONG
Mark Duper	11/10/85	N.Y. JETS	8	217	2	60t
Nat Moore	10/4/81	N.Y. JETS	7	210	2	52
Mark Duper	10/9/83	BUFFALO	7	202	2	63t
Duriel Harris	10/28/79	GREEN BAY	10	180	1	37t
Mark Duper	9/2/84	at Washington	6	178	2	74
Mark Clayton	12/2/84	L.A. RAIDERS	9	177	2	64
Mark Clayton	9/21/86	at N.Y. Jets	8	174	1	42
Mark Duper	9/23/84	INDIANAPOLIS	7	173	2	80
Duriel Harris	10/25/81	at Dallas	6	165	0	45
Jimmy Cefalo	10/25/81	at Dallas	5	164	1	69t
Mark Duper	9/30/84	at St. Louis	8	164	0	51
Bo Roberson	12/4/66	at Denver	6	161	0	71
Paul Warfield	11/14/71	PITTSBURGH	3	158	3	86t
Mark Duper	11/4/84	at N.Y. Jets	7	155	0	54
Mark Duper	9/21/86	at N.Y. Jets	7	154	2	46t
Mark Clayton	12/17/84	DALLAS	4	150	3	63
Mark Duper	1/6/85	PITTSBURGH	5	148	2	41
Paul Warfield	9/19/71	at Denver	6	146	1	36
Duriel Harris	11/8/81	at New England	8	145	0	55
Mark Duper	12/14/86	at L.A. Rams	5	145	3	69t
Nat Moore	12/17/77	BUFFALO	5	144	1	67
Mark Clayton	9/30/84	at St. Louis	5	143	1	42
Mark Clayton	9/7/86	at San Diego	5	143	2	49t
Paul Warfield	12/25/71	at Kansas City	7	140	0	35
Otto Stowe	11/27/72	ST. LOUIS	6	140	2	37t

25 BEST RUSHING PERFORMANCES

PLAYER	DATE	OPPONENT	NO.	YDS.	TD	LONG
*Mercury Morris	9/30/73	NEW ENGLAND	15	197	3	70

Gary Davis	12/17/77	BUFFALO	26	172	1	60t
Abner Haynes	9/17/67	DENVER	12	151	2	65t
Delvin Williams	11/9/80	at Los Angeles	12	151	0	65
Lorenzo Hampton	11/24/86	N.Y. JETS	19	148	2	54t
Larry Csonka	1/13/74	MINNESOTA	33	145	2	14
Mercury Morris	11/11/73	BALTIMORE	12	144	2	53
Delvin Williams	11/12/78	at Buffalo	26	144	2	26t
Leroy Harris	12/5/77	BALTIMORE	17	140	1	77t
Benny Malone	10/9/77	at Baltimore	12	139	2	62t
Larry Csonka	10/24/71	at N.Y. Jets	20	137	2	21
Delvin Williams	9/17/78	BUFFALO	24	135	1	18t
Andra Franklin	12/5/82	MINNESOTA	28	129	1	12
Mercury Morris	10/5/75	at Green Bay	31	125	0	11
Mercury Morris	10/26/75	at Buffalo	20	124	0	35
Larry Csonka	12/2/74	CINCINNATI	24	123	0	24
Larry Csonka	11/9/69	at Boston	16	121	1	54t
Jim Kiick	10/24/71	at N.Y. Jets	17	121	0	24
Don Nottingham	9/28/75	at New England	16	120	1	40
Benny Malone	10/31/76	NEW ENGLAND	21	119	0	17
Delvin Williams	9/3/78	at N.Y. Jets	11	119	1	58t
Tony Nathan	12/6/81	NEW ENGLAND	17	119	0	24
Larry Csonka	9/17/72	at Kansas City	21	118	1	17
Benny Malone	10/24/76	at Tampa Bay	22	118	1	28
Larry Csonka	12/30/73	OAKLAND	29	117	3	14

*Single-game record by two rushers, 277 yards; includes Larry Csonka 18 for 80.

YEAR-BY-YEAR LEADERS

RUSHING

YEAR	PLAYER	G	NO.	YDS.	AVG.	LG	TD
1966	Joe Auer	14	121	416	3.4	41	4
1967	Abner Haynes	10	56	274	4.9	65t	2
1968	Jim Kiick	14	165	621	3.8	25	4
1969	Jim Kiick	14	180	575	3.2	27	9
1970	Larry Csonka	14	193	874	4.5	53	6
1971	Larry Csonka	14	195	1051	5.4	28	7
1972	Larry Csonka	14	213	1117	5.2	45	6
1973	Larry Csonka	14	219	1003	4.6	25	5
1974	Larry Csonka	12	197	749	3.8	24	9
1975	Mercury Morris	14	219	875	4.0	49	4
1976	Benny Malone	14	186	797	4.3	31	4
1977	Benny Malone	14	129	615	4.8	66t	5
1978	Delvin Williams	16	272	1258	4.6	58t	8
1979	Larry Csonka	16	220	837	3.8	22	12
1980	Delvin Williams	15	187	671	3.6	65	2
1981	Tony Nathan	13	147	782	5.3	46	5
1982	Andra Franklin	9	177	701	4.0	25	7
1983	Andra Franklin	15	224	746	3.3	18	8
1984	Woody Bennett	16	144	606	4.2	23	7
1985	Tony Nathan	16	143	667	4.7	22	5
1986	Lorenzo Hampton	16	189	830	4.5	54t	9

RECEIVING

YEAR	PLAYER	G	NO.	YDS.	AVG.	LG	TD
1966	Dave Kocourek	14	27	320	11.9	43	2
1967	Jack Clancy	14	67	868	13.0	44	2
1968	Karl Noonan	14	58	760	13.1	50	11
1969	Larry Seiple	13	41	577	14.1	41t	5
1970	Jim Kiick	14	42	497	11.8	47	0
1971	Paul Warfield	14	43	996	23.2	86t	11
1972	Paul Warfield	12	29	606	20.9	47	3
1973	Marlin Briscoe	14	30	447	14.9	53	2
1974	Nat Moore	13	37	605	16.4	48	2
1975	Nat Moore	14	40	705	17.6	79t	4
1976	Nat Moore	9	33	625	18.9	67t	4
1977	Nat Moore	14	52	765	14.7	73t	12
1978	Nat Moore	16	48	645	13.5	47	10
1979	Nat Moore	16	48	840	17.5	53	6
1980	Tony Nathan	16	57	588	10.3	61	5
1981	Duriel Harris	15	53	911	17.2	55	2

1982	Tom Vigorito	9	24	186	7.8	26	0
1983	Tony Nathan	16	52	461	8.9	25	1
1984	Mark Clayton	15	73	1389	19.0	65	18
1985	Tony Nathan	16	72	651	9.0	73	1
1986	Mark Duper	16	67	1313	19.6	85t	11

PASSING

YEAR	PLAYER	G	ATT.	COMP.	YDS.	PCT.	TD	INT.
1966	Dick Wood	10	230	83	993	36.1	4	14
1967	Bob Griese	12	331	166	2005	50.2	15	18
1968	Bob Griese	13	355	186	2473	52.4	21	16
1969	Bob Griese	9	252	121	1695	48.0	10	16
1970	Bob Griese	14	245	142	2019	58.0	12	17
1971	Bob Griese	14	263	145	2089	55.1	19	9
1972	Earl Morrall	14	150	83	1360	55.3	11	7
1973	Bob Griese	13	218	116	1422	53.2	17	8
1974	Bob Griese	13	253	152	1968	60.1	16	15
1975	Bob Griese	10	191	118	1693	61.8	14	13
1976	Bob Griese	13	272	162	2097	59.6	11	12
1977	Bob Griese	14	307	180	2252	58.6	22	13
1978	Bob Griese	11	235	148	1791	63.0	11	11
1979	Bob Griese	14	310	176	2160	56.8	14	16
1980	D. Woodley	13	327	176	1850	53.8	14	17
1981	D. Woodley	15	366	191	2470	52.2	12	13
1982	D. Woodley	9	179	98	1080	54.7	5	8
1983	Dan Marino	11	296	173	2210	58.4	20	6
1984	Dan Marino	16	564	362	5084	64.2	48	17
1985	Dan Marino	16	567	336	4137	59.3	30	21
1986	Dan Marino	16	623	378	4746	60.7	44	23

PUNT RETURNS

YEAR	PLAYER	NO.	YDS.	AVG.	LONG	TD
1966	Joe Auer	5	99	19.8	56	0
1967	Abner Haynes	6	37	6.2	20	0
1968	Bob Neff	8	71	8.9	20	0
1969	Mercury Morris	25	172	6.9	38	0
1970	Jake Scott	27	290	10.7	77t	1
1971	Jake Scott	33	318	9.6	31	0
1972	Charlie Leigh	22	210	9.5	27	0
1973	Jake Scott	22	266	12.1	33	0
1974	Jake Scott	31	346	11.2	30	0
1975	Freddie Solomon	26	320	12.3	50t	1
1976	Freddie Solomon	13	205	15.8	79t	1
1977	Freddie Solomon	32	285	8.9	39	0
1978	Jimmy Cefalo	28	232	8.3	26	0
1979	Tony Nathan	28	306	10.9	86t	1
1980	Tony Nathan	23	178	7.7	30	0
1981	Tom Vigorito	36	379	10.5	87t	1
1982	Tom Vigorito	20	192	9.6	59t	1
1983	Mark Clayton	41	392	9.6	60t	1
1984	Fulton Walker	21	169	8.0	33	0
1985	Tom Vigorito	22	197	9.0	21	0
1986	Craig Ellis	24	149	6.2	17	0

KICKOFF RETURNS

YEAR	PLAYER	NO.	YDS.	AVG.	LONG	TD
1966	Joe Auer	28	698	24.9	95t	1
1967	Bob Neff	15	351	23.4	69	0
1968	Gene Milton	18	408	22.7	74	0
1969	Mercury Morris	43	1136	26.4	105t	1
1970	Mercury Morris	28	812	29.0	96t	1
1971	Mercury Morris	15	423	28.2	94t	1
1972	Mercury Morris	14	334	23.9	33	0
1973	Charlie Leigh	9	251	27.9	51	0
1974	Nat Moore	22	587	26.7	40	0
1975	Freddie Solomon	17	348	20.5	31	0
1976	Duriel Harris	17	559	32.9	69	0
1977	Gary Davis	14	414	29.6	73	0
1978	Duriel Harris	29	657	22.7	53	0
1979	Tony Nathan	45	1016	22.6	43	0

216

1980	Don Bessillieu	40	890	22.3	87	0
1981	Fulton Walker	38	932	24.5	90t	1
1982	Fulton Walker	20	433	21.7	32	0
1983	Fulton Walker	36	962	26.7	78	0
1984	Fulton Walker	29	617	21.3	41	0
1985	Lorenzo Hampton	45	1020	22.7	46	0
1986	Craig Ellis	25	541	21.6	41	0

INTERCEPTIONS

YEAR	PLAYER	NO.	YDS.	AVG.	LONG	TD
1966	Willie West	8	62	7.8	27	0
1967	Dick Westmoreland	10	127	12.7	29	1
1968	Dick Anderson	8	230	28.8	96t	1
1969	Lloyd Mumphord	5	102	20.4	51	0
1970	Dick Anderson	8	191	23.9	86	0
1971	Jake Scott	7	34	4.9	21	0
1972	Jake Scott	5	73	14.6	31	0
1973	Dick Anderson	8	163	20.4	38t	2
1974	Jake Scott	8	75	9.4	30	0
1975	Jake Scott	6	60	10.0	38	0
1976	(four players)			(two interceptions)		
1977	Curtis Johnson	4	35	8.8	19	0
1978	Tim Foley	6	12	2.0	8	0
1979	Neal Colzie	5	86	17.2	56	0
	Gerald Small	5	74	14.8	40	0
1980	Gerald Small	7	46	6.6	22	0
1981	Glenn Blackwood	4	124	31.0	39	0
1982	Don McNeal	4	42	10.5	23	1
1983	William Judson	6	60	10.0	29	0
1984	Glenn Blackwood	6	169	28.2	50	0
1985	Glenn Blackwood	6	36	6.0	17	0
1986	(four players)			(two interceptions)		

SCORING*

YEAR	PLAYER	TDs	RUN	REC.	PATs	FGs	PTS.
1966	Joe Auer	9	5	4	0-0	0-0	54
	Gene Mingo	0	0	0	23-23	10-22	53
1967	Booth Lusteg	0	0	0	18-18	7-12	39
	Jack Harper	4	1	3	0-0	0-0	24
1968	Karl Noonan	11	0	11	0-0	0-0	66
	Jim Keyes	0	0	0	30-30	7-16	51
1969	Karl Kremser	0	0	0	26-27	13-22	65
	Jim Kiick	10	9	1	0-0	0-0	60
1970	Garo Yepremian	0	0	0	31-31	22-29	97
1971	Garo Yepremian	0	0	0	33-33	28-40	117
	Paul Warfield	11	0	11	0-0	0-0	66
1972	Garo Yepremian	0	0	0	43-45	24-37	115
	Mercury Morris	12	12	0	0-0	0-0	72
1973	Garo Yepremian	0	0	0	38-38	25-37	113
	Paul Warfield	11	0	11	0-0	0-0	66
1974	Garo Yepremian	0	0	0	43-43	8-15	67
	Larry Csonka	9	9	0	0-0	0-0	54
1975	Garo Yepremian	0	0	0	40-46	13-16	79
	Don Nottingham	12	12	0	0-0	0-0	72
1976	Garo Yepremian	0	0	0	29-31	16-23	77
1977	Nat Moore	13	1	12	0-0	0-0	78
	Garo Yepremian	0	0	0	37-41	10-22	67
1978	Garo Yepremian	0	0	0	41-45	19-23	98
	Nat Moore	10	0	10	0-0	0-0	60
1979	Uwe von Schamann	0	0	0	36-40	21-29	99
	Larry Csonka	13	12	1	0-0	0-0	78
1980	Uwe von Schamann	0	0	0	32-32	14-23	74
	Nat Moore	7	0	7	0-0	0-0	42
1981	Uwe von Schamann	0	0	0	37-38	24-31	109
1982	Uwe von Schamann	0	0	0	21-22	15-20	66
	Andra Franklin	7	7	0	0-0	0-0	42
1983	Uwe von Schamann	0	0	0	45-48	18-27	99
	Mark Duper	10	0	10	0-0	0-0	60
1984	Mark Clayton	18	0	18	0-0	0-0	108
	Uwe von Schamann	0	0	0	66-70	9-19	93
1985	Fuad Reveiz	0	0	0	50-52	22-27	116
	Ron Davenport	13	11	2	0-0	0-0	78
1986	Fuad Reveiz	0	0	0	52-55	14-22	94
	Lorenzo Hampton	12	9	3	0-0	0-0	72

*In years where only one player is listed, several players were tied with the same point total.

217

DOLPHIN OFFENSE YEAR-BY-YEAR

YEAR	PLAYS	FIRST DOWNS	RUSH YARDS	PASS YARDS	TOTAL YARDS	TOTAL POINTS
1966	884	200	1410	2048	3458	213
1967	847	212	1323	2336	3659	219
1968	892	247	1704	2402	4106	276
1969	878	224	1513	2077	3590	233
1970	827	228	2082	1957	4039	297
1971	804	232	2429	1983	4412	315
1972	893	291	2960	2076	5036	385
1973	776	215	2521	1582	4103	343
1974	884	272	2191	2084	4275	327
1975	896	266	2500	2009	4509	357
1976	874	267	2118	2268	4386	263
1977	866	267	2366	1961	4327	313
1978	954	270	2366	2469	4835	372
1979	1006	297	2187	2763	4950	341
1980	1015	284	1876	2688	4564	266
1981	1063	306	2173	3149	5322	345
1982	582	165	1344	1314	2658	198
1983	1033	314	2150	3045	5195	389
1984	1070	387	1918	5018	6936	513
1985	1039	361	1729	4114	5843	428
1986	1011	351	1545	4779	6324	430

DOLPHIN DEFENSE YEAR-BY-YEAR

YEAR	PLAYS	FIRST DOWNS	RUSH YARDS	PASS YARDS	TOTAL YARDS	TOTAL POINTS
1966	857	237	1510	3101	4611	362
1967	843	269	2145	2835	4980	407
1968	808	240	2172	2712	4884	355
1969	851	206	1489	2637	4126	332
1970	808	226	1453	2551	4004	228
1971	800	214	1661	2000	3661	174
1972	770	186	1548	1749	3297	171
1973	878	195	1991	1290	3281	150
1974	807	208	1624	2182	3806	216
1975	858	224	1768	2021	3789	222
1976	892	268	2411	2670	5081	264
1977	901	227	1749	2233	3982	197
1978	1021	298	2261	2908	5169	254
1979	938	238	1702	2737	4439	257
1980	1062	309	2018	3206	5224	305
1981	1039	296	2032	3331	5363	275
1982	548	147	1285	1027	2312	131
1983	992	288	2037	3002	5139	250
1984	1051	314	2155	3265	5420	298
1985	1033	314	2256	3511	5767	320
1986	1058	337	2493	3557	6050	405



DOLPHIN FACT

Miami had the second-highest percentage of touchdown plays covering 20-or-more yards in the NFL last season. Of the Dolphins' 55 offensive TDs, 21 came on plays of 20-plus yards (.382). Only the L.A. Raiders had a higher percentage (.424) of touchdown plays covering 20-or-more yards.

DOLPHINS' 10 LARGEST MARGINS

... OF VICTORY

MARGIN	SCORE	DATE	OPPONENT
1. 52 points	52-0	11/12/72	NEW ENGLAND
2. 44 points	44-0	11/11/73	BALTIMORE
3. 43 points	43-0	10/19/75	at N.Y. Jets
4. 42 points	42-0	9/10/78	at Baltimore
42 points	45-3	11/24/86	N.Y. JETS
6. 38 points	45-7	12/20/70	BUFFALO
38 points	41-3	10/17/71	NEW ENGLAND
8. 37 points	37-0	11/20/83	BALTIMORE
37 points	44-7	9/23/84	INDIANAPOLIS
10. 35 points	42-7	11/3/74	ATLANTA

... OF DEFEAT

MARGIN	SCORE	DATE	OPPONENT
1. 45 points	48-3	9/28/68	KANSAS CITY
2. 41 points	41-0	10/8/67	at Kansas City
3. 35 points	35-0	11/1/70	at Baltimore
4. 34 points	58-24	9/18/66	at Buffalo
34 points	44-10	10/2/66	at San Diego
34 points	34-0	10/12/80	at New England
7. 31 points	41-10	10/15/67	at New England
31 points	41-10	12/23/67	HOUSTON
9. 29 points	29-0	11/6/66	BUFFALO
10. 28 points	28-0	10/25/70	CLEVELAND



DOLPHINS HOME & AWAY

YEAR	HOME	PCT.	ROAD	PCT.	OVERALL	PCT.
1966	2-5	.286	1-6	.143	3-11	.214
1967	4-3	.571	0-7	.000	4-10	.286
1968	1-5-1	.214	4-3	.571	5-8-1	.393
1969	2-3-1	.417	1-7*	.125	3-10-1	.250
1970	6-1	.857	4-3	.571	10-4	.714
1971	6-1	.857	4-2-1	.643	10-3-1	.750
1972	7-0	1.000	7-0	1.000	14-0	1.000
1973	7-0	1.000	5-2	.714	12-2	.857
1974	7-0	1.000	4-3	.571	11-3	.786
1975	5-2	.714	5-2	.714	10-4	.714
1976	3-4	.429	3-4	.429	6-8	.429
1977	6-1	.857	4-3	.571	10-4	.714
1978	7-1	.875	4-4	.500	11-5	.688
1979	6-2	.750	4-4	.500	10-6	.625
1980	5-3	.625	3-5	.375	8-8	.500
1981	6-1-1	.813	5-3	.625	11-4-1	.719
1982	4-0	1.000	3-2	.600	7-2	.778
1983	7-1	.875	5-3	.625	12-4	.750
1984	7-1	.875	7-1	.875	14-2	.875
1985	8-0	1.000	4-4	.500	12-4	.750
1986	4-4	.500	4-4	.500	8-8	.500
TOTALS	110-38-3	.738	81-72-1	.529	191-110-4	.633

*Includes 38-23 loss to Boston at Tampa

DOLPHINS MONTH-BY-MONTH

(*Regular Season)

YEAR	SEPT.	OCT.	NOV.	DEC.	RECORD
1966	0-3	2-2	0-4	1-2	3-11
1967	1-1	0-4	1-3	2-2	4-10
1968	0-3	2-1-1	2-2	1-2	5-8-1
1969	0-3	1-2-1	1-4	1-1	3-10-1
1970	1-1	3-1	3-2	3-0	10-4
1971	1-0-1	4-1	4-0	1-2	10-3-1
1972	2-0	5-0	4-0	3-0	14-0
1973	2-1	4-0	4-0	2-1	12-2
1974	2-1	3-1	3-1	3-0	11-3
1975	1-1	4-0	2-2	3-1	10-4
1976	2-1	2-3	1-3	1-1	6-8
1977	2-0	3-2	3-1	2-1	10-4
1978	2-2	4-1	2-2	3-0	11-5
1979	4-1	2-2	3-2	1-1	10-6
1980	3-1	1-3	2-3	2-1	8-8
1981	4-0	1-2-1	2-2	4-0	11-4-1
1982	2-0	0-0	1-1	3-1	7-2
1983	3-1	3-2	3-1	3-0	12-4
1984	5-0	4-0	3-1	2-1	14-2
1985	3-1	2-2	3-1	4-0	12-4
1986	1-3	2-2	3-2	2-1	8-8
TOTALS	41-24-1	52-31-3	50-37	47-18	190-110-4

*Does not include January 2, 1983 34-7 win at Baltimore

PRIME TIME DOLPHINS

YEAR	DATE	OPPONENT	SCORE	ATTEN-DANCE
1970	Mon., Nov. 30	at Atlanta	20-7 W	54,036
1971	Mon., Nov. 29	CHICAGO	34-3 W	75,061
1972	Mon., Nov. 27	ST. LOUIS	31-10 W	76,801
1973	Mon., Oct. 15	at Cleveland	17-9 W	72,070
1973	Mon., Dec. 3	PITTSBURGH	30-26 W	68,901
1974	Mon., Oct. 7	N.Y. JETS	21-17 W	61,527
1974	Mon., Dec. 2	CINCINNATI	24-3 W	71,962
1975	Mon., Sept. 22	OAKLAND	21-31 L	78,744
1975	Mon., Dec. 1	NEW ENGLAND	20-7 W	61,963
1976	Mon., Sept. 13	at Buffalo	30-21 W	77,683
1976	Mon., Nov. 22	BALTIMORE	16-17 L	62,104
1977	Mon., Dec. 5	BALTIMORE	17-6 W	68,977
1978	Mon., Oct. 9	CINCINNATI	21-0 W	54,729
1978	Mon., Nov. 20	at Houston	30-35 L	50,290
1978	Mon., Dec. 18	NEW ENGLAND	23-3 W	72,071
1979	Mon., Oct. 8	at Oakland	3-13 L	52,419
1979	Mon., Nov. 5	HOUSTON	6-9 L	70,273
1979	Thur., Nov. 29	NEW ENGLAND	39-24 W	69,174
1980	Mon., Oct. 27	at N.Y. Jets	14-17 L	53,046
1980	Thur., Nov. 20	SAN DIEGO	24-27 L (OT)	63,013
1980	Mon., Dec. 8	NEW ENGLAND	16-13 W (OT)	63,292
1981	Thur., Sept. 10	PITTSBURGH	30-10 W	74,190
1981	Mon., Oct. 12	at Buffalo	21-31 L	78,576
1981	Mon., Nov. 30	PHILADELPHIA	13-10 W	67,797
1982	Mon., Nov. 29	at Tampa Bay	17-23 L	54,854
1982	Mon., Dec. 27	BUFFALO	27-10 W	73,924
1983	Mon., Sept. 19	at L.A. Raiders	14-27 L	57,796
1983	Mon., Nov. 28	CINCINNATI	38-14 W	74,506
1983	Fri., Dec. 16	N.Y. JETS	34-14 W	59,975
1984	Mon., Sept. 17	at Buffalo	21-17 W	65,455
1984	Mon., Nov. 26	N.Y. JETS	28-17 W	74,884
1984	Mon., Dec. 17	DALLAS	28-21 W	74,139
1985	Mon., Oct. 14	at N.Y. Jets	7-23 L	73,807
1985	Mon., Dec. 2	CHICAGO	38-24 W	75,594
1985	Mon., Dec. 16	NEW ENGLAND	30-27 W	69,489
1986	Mon., Nov. 10	at Cleveland	16-26 L	77,949
1986	Mon., Nov. 24	N.Y. JETS	45-3 W	70,206
1986	Mon., Dec. 22	NEW ENGLAND	27-34 L	74,516
TOTALS:	22-12 Monday Night (18-4 home, 4-8 road); 3-1 Other (3-1 home)			

220

DOLPHINS' 10 LARGEST CROWDS

HOME

ACTUAL ATTENDANCE	DATE	OPPONENT	RESULT
1. 78,939	1/2/72	Baltimore	21-0 W
2. 78,914	11/19/72	N.Y. Jets	28-24 W
3. 78,744	9/22/75	Oakland	21-31 L
4. 78,196	12/24/72	Cleveland	20-14 W
5. 77,596	10/15/72	San Diego	24-10 W
6. 76,801	11/27/72	St. Louis	31-10 W
7. 76,696	12/16/72	Baltimore	16-0 W
8. 76,029	1/6/85	Pittsburgh	45-28 W
9. 75,770	12/23/73	Cincinnati	34-16 W
0. 75,594	12/2/85	Chicago	38-24 W

ROAD

ACTUAL ATTENDANCE	DATE	OPPONENT	RESULT
1. 103,667	1/30/83	*Washington (at Pasadena)	17-27 L
2. 85,462	1/14/73	*Washington (at L.A.)	14-7 W
3. 84,059	1/20/85	*San Francisco (at Stanford)	16-38 L
4. 80,591	1/16/72	*Dallas (at New Orleans)	3-24 L
5. 80,374	11/18/79	Cleveland	24-30 L
6. 79,829	9/17/72	Kansas City	20-10 W
7. 79,598	9/7/80	Buffalo	7-17 L
8. 79,080	10/26/75	Buffalo	35-30 W
9. 78,990	9/22/74	Buffalo	24-16 W
10. 78,715	9/4/83	Buffalo	12-0 W

*Super Bowl

ATTENDANCE

PAID, REGULAR SEASON

YEAR	HOME TOTAL	HOME AVERAGE	ROAD TOTAL	ROAD AVERAGE	ALL PAID
1966	178,855	25,551	237,430	33,918	416,285
1967	189,840	27,120	239,175	34,167	429,105
1968	209,741	29,963	237,849	33,978	447,590
1969	226,348	32,335	264,191	37,741	490,539
1970	413,422	59,060	334,422	47,774	747,844
1971	464,658	66,380	403,174	57,596	867,832
1972	544,162	77,737	414,056	59,151	958,218
1973	551,000	78,714	474,400	67,771	1,025,400
1974	537,418	76,774	405,068	57,867	942,486
1975	487,758	69,680	421,918	60,274	909,676
1976	400,109	57,158	426,552	60,936	826,661
1977	369,118	52,731	404,029	57,718	773,147
1978	488,068	61,009	433,205	54,151	921,273
1979	498,080	62,260	495,856	61,982	993,936
1980	422,213	52,777	463,182	57,898	885,395
1981	512,645	64,081	465,155	58,144	977,800
1982	243,095	60,774	235,044	47,008	478,139
1983	516,953	64,619	490,497	61,312	1,007,450
1984	542,098	67,762	488,463	61,053	1,030,561
1985	560,447	70,055	513,099	64,137	1,073,546
1986	538,683	67,335	556,232	69,529	1,094,915

7 home, 7 away from 1966-1977; 8 home, 8 away from 1979-1981, 1983-86; 4 home, 5 away in 1982

221

ACTUAL, REGULAR SEASON

YEAR	HOME TOTAL	HOME AVERAGE	ROAD TOTAL	ROAD AVERAGE	ALL PAID
1966	182,428	26,061	243,269	34,753	425,697
1967	202,849	28,978	255,143	36,449	457,992
1968	215,980	30,854	252,271	36,042	468,251
1969	242,815	34,688	269,510	38,503	512,325
1970	440,141	62,877	348,918	49,845	789,059
1971	454,388	64,913	413,194	59,028	867,582
1972	532,005	76,001	421,503	60,215	953,508
1973	442,482	63,212	437,631	62,519	880,113
1974	457,768	65,395	398,968	56,995	856,736
1975	453,353	64,765	401,222	57,317	854,575
1976	358,817	51,260	414,553	59,222	773,370
1977	339,698	48,528	383,253	54,750	722,951
1978	465,251	58,156	421,856	52,732	887,107
1979	455,137	56,892	475,116	59,390	930,253
1980	384,829	48,104	439,024	54,878	823,853
1981	489,292	61,161	459,962	57,495	949,254
1982	238,951	59,738	205,948	43,390	444,899
1983	487,939	60,992	451,995	56,499	939,934
1984	524,874	65,609	471,050	58,883	995,924
1985	542,228	67,812	491,990	61,499	1,034,218
1986	467,288	58,411	529,603	66,200	996,891

7 home, 7 away from 1966-1977; 8 home, 8 away from 1979-1981, 1983-86; 4 home, 5 away in 1982

ATTENDANCE BY TEAM

OPPONENT	(regular season)				
	AVERAGE	GAMES	TOTAL	HIGH	YEAR
Atlanta	58,295	3	174,886	64,399	1974
Buffalo	54,236	21	1,138,966	75,185	1972
Chicago	72,222	3	216,666	75,594	1985
Cincinnati	54,253	5	271,266	74,506	1983
Cleveland	75,313	1	75,313	75,313	1970
Dallas	72,277	2	144,553	74,139	1984
Denver	30,293	4	121,170	43,064	1975
Detroit	53,375	1	53,375	53,375	1973
Green Bay	60,432	2	120,863	73,122	1971
Houston	45,279	9	407,512	71,285	1972
Indianapolis/Baltimore	59,032	17	1,003,551	76,696	1972
Kansas City	44,905	7	314,334	69,791	1985
A. Raiders	54,191	9	487,718	78,744	1975
A. Rams	66,464	2	132,928	72,175	1983
Minnesota	46,132	2	92,264	46,543	1976
New England	56,855	19	1,080,238	75,528	1972
New Orleans	41,906	2	83,812	42,866	1970
N.Y. Giants	— NO GAMES —				
N.Y. Jets	57,759	21	1,212,727	78,914	1972
Philadelphia	66,050	3	198,151	70,227	1984
Pittsburgh	69,270	4	277,078	74,190	1981
St. Louis	60,342	2	120,683	76,801	1972
San Diego	47,774	5	238,871	77,586	1972
San Francisco	61,225	3	183,674	70,264	1986
Seattle	43,046	2	86,091	56,233	1979
Tampa Bay	62,335	1	62,335	62,335	1985
Washington	47,367	1	47,367	47,367	1981
TOTALS	58,506	151	8,834,402	78,914	1972

Does not include 11/30/69 game played at Tampa

SEASON TICKETS, PRE-SEASON

YEAR	SEASON TICKETS	PRE-SEASON HOME	PRE-SEASON ROAD	PRE-SEASON TOTAL
1966	12,503	1- 36,366	3- 55,154	4- 91,520
1967	13,050	2- 86,692	3- 55,154	5-129,892
1968	14,924	3-145,257	2- 27,003	5-172,260
1969	17,478	3-140,514	3- 67,759	6-208,273
1970	26,161	4-246,176	2- 46,008	6-292,184
1971	44,834	4-237,753	2- 92,344	6-330,097
1972	69,303	3-222,821	3-161,100	6-383,921
1973	74,961	4-313,411	2-104,550	6-417,961
1974	67,322	3-193,442	3-157,681	6-351,123
1975	49,026	4-213,186	2-107,190	6-320,376
1976	44,494	2-102,338	4-227,598	6-329,936
1977	34,838	2- 81,517	4-218,777	6-300,294
1978	41,456	2- 97,461	*3-142,278	5-239,739
1979	41,140	2- 94,095	2-118,327	4-212,422
1980	38,385	2- 83,331	2-115,230	4-198,561
1981	37,574	2- 82,792	2-102,272	4-185,064
1982	39,208	2- 91,938	2-115,581	4-207,519
1983	42,039	1- 38,735	3-160,308	4-199,043
1984	43,187	1- 46,705	3-147,125	4-193,830
1985	46,435	2- 78,686	2- 78,501	4-157,187
1986	50,729	2- 96,581	2-104,500	4-201,081

*includes 18,355 in Hall of Fame game at Canton, Ohio.

ACTUAL, ROAD

OPPONENT	AVERAGE	GAMES	TOTAL	HIGH	YEAR
Atlanta	54,758	2	109,515	55,479	1980
Buffalo	59,654	21	1,252,741	79,598	1980
Chicago	51,298	1	51,298	51,298	1975
Cincinnati	39,526	4	158,103	60,099	1971
Cleveland	76,277	4	305,108	80,374	1979
Dallas	61,155	2	122,310	64,221	1981
Denver	50,387	4	201,549	73,614	1985
Detroit	76,689	2	153,378	78,087	1979
Green Bay	54,034	2	108,067	55,396	1975
Houston	39,484	10	394,838	50,290	1978
Indianapolis/Baltimore	47,908	17	814,438	60,411	1984
Kansas City	53,280	5	266,399	79,829	1972
A. Raiders	49,868	7	349,073	74,121	1973
A. Rams	65,190	3	197,730	72,903	1971
Minnesota	46,044	2	92,087	47,900	1972
New England	49,513	20	990,261	61,457	1971
New Orleans	68,513	3	205,539	74,289	1974
N.Y. Giants	62,728	1	62,728	62,728	1972
N.Y. Jets	59,169	21	1,242,548	73,807	1985
Philadelphia	60,585	2	121,169	62,998	1978
Pittsburgh	53,143	3	159,432	59,103	1984
St. Louis	49,204	3	147,611	50,351	1977
San Diego	43,514	7	304,599	57,726	1983
San Francisco	49,168	2	98,335	57,832	1983
Seattle	— NO GAMES —				
Tampa Bay	57,005	2	114,009	59,155	1976
Washington	53,313	3	159,938	54,395	1974
TOTALS	53,482	153	8,182,803	80,374	1979



DOLPHIN FACT

Since the 1970 merger of the National and American football leagues, Miami is the only NFL team to twice open up a season with 10 or more consecutive wins. The Dolphins did it in 1972 (14 wins) and 1984 (11 wins). Only two other teams have even accomplished this feat — Minnesota in 1975 (10 wins) and Chicago in 1985 (13 wins).

HISTORICAL HIGHLIGHTS

1965

- March 3 — Minneapolis lawyer Joseph Robbie meets AFL Commissioner Joe Foss in Washington, and Foss advises Robbie to apply for an expansion franchise in Miami.
- May 6 — Joseph Robbie meets Miami Mayor Robert King High to ascertain the availability of the Orange Bowl stadium, and the mayor agrees to invite the AFL to Miami.
- June 7 — AFL Executive Committee votes to expand in 1966 at a meeting in Monmouth Park, N.J.
- Aug. 16 — AFL awards its first expansion franchise to Joseph Robbie and television star Danny Thomas for \$7.5 million.
- Nov. 27 — Miami picks Kentucky QB Rick Norton and Illinois RB Jim Grabowski in first round of AFL's college draft. Tulsa WR Howard Twilley is selected in 12th round.
- Dec. 16 — Miami Dolphins, Ltd. organizes as a Florida limited partnership. Joseph Robbie becomes Managing General Partner and Danny Thomas Sports, Inc., becomes the other general partner.

1966

- Jan. 15 — Miami picks 31 players from eight teams in AFL expansion draft. One of the draftees, T Norm Evans of Houston, would play 10 seasons at right tackle.
- Jan. 29 — George Wilson becomes first head coach after eight years coaching the Detroit Lions (57-46-6 and NFL champions in 1957) and one year as a Washington assistant.
- June 8 — AFL merges into NFL with Pete Rozelle as commissioner. An AFL-NFL championship game is scheduled for the next January followed by a common draft.
- July 5 — Dolphins open first training camp at St. Petersburg Beach as 83 players report.
- Aug. 7 — Training camp moves to St. Andrews School in Boca Raton, Fla.
- Sept. 2 — Joe Auer returns opening kickoff 95 yards for Dolphin TD in first regular-season game, but Oakland wins, 23-14, at Orange Bowl before 26,776 spectators.
- Oct. 16 — Dolphins end string of nine losses (four in pre-season) by defeating Denver, 24-7, with a George Wilson, Jr. screen pass to Billy Joe turning into a 67-yard TD. Only 23,393 spectators were at Orange Bowl.
- Oct. 23 — QB Rick Norton suffers broken jaw during third quarter of 20-13 victory at Houston, and Norton is lost for the season.
- Dec. 18 — QB John Stofa passes for four TDs, capped by 14-yard strike to Joe Auer with 38 seconds remaining for 29-28 victory over Houston at Orange Bowl before 20,045 spectators.

1967

- March 14 — Miami picks Purdue QB Bob Griese in first round of common draft. Griese is the fourth player selected.
- June 1 — Joseph Robbie and W.H. Keland purchase the interest of Danny Thomas and agree to equalize present holdings in Miami Dolphins, Ltd., whenever either acquires outside holdings.
- Aug. 19 — Record crowd of 50,822 sees first interleague game, which Atlanta wins, 27-17.
- Sept. 17 — QB John Stofa breaks his right ankle shortly after scoring a TD, and rookie Bob Griese directs 35-21 victory over Denver at Orange Bowl. RB Abner Haynes gains 151 yards in season opener. Griese throws 68-yard TD pass to Joe Auer.
- Nov. 26 — Dolphins end eight-game losing streak by defeating Buffalo, 17-14, on a fourth-down, 31-yard TD pass from Bob Griese to Howard Twilley with 1:01 remaining.
- Dec. 17 — CB Dick Westmoreland scores TD with his 10th interception in 41-32 victory over Boston at Orange Bowl. Patriots RB Jim Nance gains 164 yards.
- Dec. 27 — Miami trades QB John Stofa to expansion club Cincinnati for 1968 draft picks in first and second rounds.

224

1968

- Jan. 30 — Miami picks Syracuse FB Larry Csonka in first round of draft. Csonka is the eighth player selected.
- Aug. 17 — Dolphins gain first interleague victory, 23-7 over Philadelphia at Orange Bowl.
- Aug. 31 — AFL-record crowd of 68,125 at Orange Bowl sees Coach Don Shula's Baltimore Colts win interleague game, 22-13. WR Jack Clancy (67 catches as rookie) injures left knee, putting him out for season.
- Nov. 24 — Rookie strong safety Dick Anderson returns interception 96 yards for TD in 34-10 victory over Boston at Fenway Park.
- Dec. 8 — QB Bob Griese sets then-club records with 2,473 yards, 186 completions and 21 TDs for season after directing 38-7 victory over Boston at Orange Bowl. Griese misses final game due to bruised knee.

1969

- Jan. 28 — Miami picks Georgia DE Bill Stanfill in first round of draft. Stanfill is the 11th player selected.
- March 24 — Miami obtains all-time AFL middle linebacker Nick Buoniconti from Boston in trade for QB Kim Hammond and LB John Bramlett.
- May 10 — Pro football realignment for 1970 places Dolphins in AFC East with Boston, Buffalo, New York Jets and NFL's Baltimore.
- May 16 — Joseph Robbie becomes majority owner of Dolphins when he is joined by five Miami businessmen in purchasing the interest of W.H. Keland.
- July 2 — Miami obtains G Larry Little, a native of Miami, from San Diego in trade for CB Mack Lamb.
- Sept. 14 — QB Bob Griese passes for a then-record 327 yards and rookie Mercury Morris returns kickoff 105 yards for TD, but Dolphins lose season opener, 27-21 at Cincinnati.
- Oct. 26 — Dolphins notch first victory after 0-4-1 start as LB Nick Buoniconti helps restrict rookie O.J. Simpson to 12 yards on 10 carries. Miami wins 24-6 over Buffalo at Orange Bowl.
- Nov. 9 — Only 8,374 spectators brave a downpour at Boston College and FB Larry Csonka splashes 54 yards for TD in 17-16 victory over Patriots. QB Bob Griese injures right knee, putting him out for final five games.

1970

- Jan. 27 — Miami obtains WR Paul Warfield from Cleveland in trade for 1970 first-round draft pick.
- Feb. 18 — Don Shula, 40, becomes head coach and vice president after seven years coaching the Baltimore Colts (71-23-4). He succeeds George Wilson, who coached the Dolphins for four years (15-39-2).
- April 11 — Dolphins join scouting combine BLESTO-V.
- April 13 — NFL Commissioner Pete Rozelle gives the Dolphins' 1971 first-round draft pick to Baltimore as compensation for loss of Don Shula.
- April 20 — Don Shula completes coaching staff with Mike Scarry (defensive line), Monte Clark (offensive line), Bill Arnsperger (defensive coordinator), Howard Schnellenberger (offensive coordinator), Carl Taseff (offensive backs) and holdover Tom Keane (defensive backs).
- April 25 — Don Shula meets 47 players for indoctrination camp at University of Miami.
- July 12 — Rookies report to new training headquarters at Biscayne College in North Miami.
- Aug. 10 — Dolphins cut QB Rick Norton who signed four-year \$350,000 contract as club's first draftee in 1966.
- Aug. 29 — Record crowd of 76,712 sees fourth consecutive pre-season victory, 20-13 over Baltimore.
- Oct. 3 — Dolphins post first-ever victory over Oakland, 20-13, as WR Paul Warfield catches two TD passes.
- Oct. 10 — Dolphins post first-ever victory over New York Jets, 20-6, and QB Joe Namath (93-161 for 1,506 yards and 12 TDs in eight previous meetings), 20-6.

225

- Nov. 22 — Dolphins reverse a 35-0 loss by defeating Baltimore, 34-17 at Orange Bowl, as free safety Jake Scott returns punt 77 yards for TD.
- Dec. 20 — Dolphins extend winning streak to six games and clinch playoff berth with 45-7 victory over Buffalo at Orange Bowl.

1971

- Sept. 1 — Miami obtains LB Bob Matheson from Cleveland in trade for 1972 second-round pick and Matheson later becomes key to the 53 Defense.
- Oct. 17 — QB Bob Griese sets NFL record with three consecutive passes for TDs in first quarter of 41-3 victory over New England at Orange Bowl.
- Nov. 7 — Dolphins post first-ever shutout, 34-0 over Buffalo at Orange Bowl, although Bills gained 364 yards.
- Nov. 14 — QB Bob Griese, despite illness, rallies Dolphins from 21-3 deficit to a 24-21 victory over Pittsburgh at Orange Bowl with record 86-yard TD pass to Paul Warfield and record 73-yard punt by Larry Seiple.
- Dec. 19 — Record regular-season crowd of 74,215 paid sees Dolphins win AFC East title by defeating Green Bay, 27-6. FB Larry Csonka becomes club's first 1,000-yard rusher with 1,051 yards, and placekicker Garo Yepremian leads NFL with 117 points.
- Dec. 25 — Dolphins win longest game (82 minutes, 40 seconds) in pro football history, 27-24 at Kansas City, as Garo Yepremian kicks 37-yard field goal in second overtime of AFC semifinal playoff.

1972

- Jan. 2 — Dolphins stymie Baltimore, 21-0, for first AFC Championship before 78,629 spectators at Orange Bowl. Colts are scoreless for first time in 97 games and strong safety Dick Anderson returns interception 62 yards for clinching TD.
- Jan. 16 — Dallas rushes for 252 yards in defeating Dolphins 24-3 in Super Bowl VI before 81,035 spectators at Tulane Stadium in New Orleans.
- April 25 — Dolphins claim 16-year pro QB Earl Morrall, age 38, on waivers from Baltimore.
- Oct. 1 — Dolphins end season ticket sale at record 69,303.
- Oct. 15 — QB Earl Morrall replaces injured Bob Griese (broken right leg, dislocated ankle) at Orange Bowl and finishes 24-10 victory over San Diego for 5-0 record.
- Oct. 22 — Garo Yepremian kicks longest field goal (54 yards) of career in 24-23 victory over Buffalo at Orange Bowl.
- Nov. 12 — Don Shula becomes first NFL coach to win 100 regular-season games in 10 seasons as Dolphins smother New England, 52-0, with 501 total yards at Orange Bowl.
- Dec. 16 — Dolphins achieve NFL's first 14-0 regular-season record and break NFL rushing record with 2,960 yards by defeating Baltimore 16-0 at Orange Bowl.
- Dec. 31 — QB Bob Griese comes off bench in 7-7 battle in third quarter after 10-game absence and rallies Dolphins to 21-17 victory at Pittsburgh to repeat as AFC Champions.

1973

- Jan. 14 — Dolphins cap a perfect season in Super Bowl VII at Los Angeles by defeating Washington 14-7 for NFL's first unbeaten, untied record. A 28-yard TD pass from Bob Griese to Howard Twilley and interceptions by LB Nick Buoniconti and safety Jake Scott are key plays.
- April 18 — Dolphins surpass NFL record with 74,961 season ticket sales. Kansas City held old record of 72,855 in 1972.
- Sept. 30 — RB Mercury Morris sets single-game rushing record of 197 yards on 15 carries with three TDs (24, 70, 35) in 44-23 win over New England at Orange Bowl.
- Nov. 11 — Dolphins shut out Baltimore for fourth consecutive time, 44-0, as CB Tim Foley returns two blocked punts for TDs at Orange Bowl.

226

- Dec. 15 — WR Paul Warfield catches four TD passes (21, 7, 16, 4) from Bob Griese in first half of 34-7 victory over Detroit at Orange Bowl. Dolphins compile best two-year record (26-2) in NFL history.
- Dec. 30 — Dolphins rush for 266 yards in defeating Oakland 27-10 for unprecedented third straight AFC Championship at Orange Bowl.

1974

- Jan. 13 — Dolphins overpower Minnesota 24-7 in Super Bowl VIII at Rice Stadium in Houston for second consecutive NFL Championship. FB Larry Csonka gains 156 yards on 33 carries as Dolphins outscore three playoff foes, 85-33.
- Jan. 20 — Garo Yepremian kicks five field goals for AFC, including 42-yarder with 21 seconds remaining, for 15-13 victory in Pro Bowl at Kansas City.
- March 31 — FB Larry Csonka, WR Paul Warfield and RB Jim Kiick sign \$3.3 million package deal in Toronto to play for John Bassett in World Football League.
- July 1 — NFL Players Association declares strike, and Dolphin Managing General Partner Joseph Robbie charges NFLPA with search and destroy mission.
- July 10 — Chicago Tribune Charities cancels July 26 College All-Star Game with Dolphins due to strike.
- July 17 — Seven veterans cross picket line: C Jim Langer, S Jake Scott, TE Jim Mandich, LB Bob Matheson, QB Earl Morrall and RBs Don Nottingham and Mercury Morris.
- Aug. 14 — Strike ends after seven weeks.
- Nov. 17 — Dolphins outlast Buffalo 35-28 at Orange Bowl on 23-yard TD by Don Nottingham with 19 seconds remaining; third time in season that Dolphins score winning points with less than 20 seconds to play.
- Dec. 2 — FB Larry Csonka gains 100 yards for 19th time with 123 yards in 24-3 victory over Cincinnati at Orange Bowl; is Miami's seventh consecutive win on Monday night TV.
- Dec. 15 — Dolphins rally from 24-point deficit to defeat New England 34-27 for 31st consecutive victory (excluding pre-season) at Orange Bowl. QB Earl Morrall passes for 288 yards as Miami closes with 11-3 record.
- Dec. 21 — Raiders spoil Dolphins' bid for third consecutive NFL Championship, 28-26, in AFC semifinal at Oakland on 8-yard TD pass from Ken Stabler to Clarence Davis with 26 seconds remaining.

1975

- Sept. 22 — Winning streak at Orange Bowl stops at 31 games after 31-21 loss to Oakland.
- Oct. 19 — Dolphins intercept Jets' QB Joe Namath six times in 43-0 victory at New York.
- Oct. 22 — World Football League folds after losing \$30 million, but three ex-Dolphins remain under contract to John Bassett.
- Nov. 23 — QB Bob Griese suffers torn tendons in right foot during third quarter of 33-17 loss to Baltimore at Orange Bowl.
- Dec. 7 — Third-string QB Don Strock directs 31-21 victory over Buffalo at Orange Bowl for 12th consecutive win over Bills.
- Dec. 14 — Dolphins suffer 10-7 loss in overtime at Baltimore on 31-yard FG by Toni Linhart and miss qualifying for playoffs for first time in six years under Don Shula.

1976

- Jan. 22 — Prescription Athletic Turf (grass) approved for Orange Bowl stadium at a cost of \$244,500.
- March 30 — Seattle selects Dolphin original T Norm Evans in expansion draft; Tampa Bay selects LBs Bruce Elia and Doug Swift, who retires to enter medical school.
- Sept. 26 — Dolphins face QB Joe Namath of New York Jets for last time and post 16-0 shutout at Orange Bowl.
- Oct. 17 — WR Howard Twilley, last of Dolphin originals, surpasses 3,000 career yards with eight catches for 104 yards in 20-17 overtime loss to Kansas City at Orange Bowl.

227

- Dec. 5 — WR Freddie Solomon gains 252 yards in three-TD spectacular that includes 79-yard punt return, 53-yard pass play and 59-yard flanker reverse in 45-27 victory over Buffalo Bills at Orange Bowl.

1977

- March 14 — Dolphins agree to 10-year lease for use of Orange Bowl with three-year cancellation notice. New lease doubles rent to \$45,000 per game, but is less than City of Miami's proposed 10 percent of gross ticket sales.
- May 2 — QB Earl Morrall, age 43, who spent five seasons with the Dolphins, retires after a 21-year career. Morrall passed for 20,809 career yards and guided the Dolphins through most of undefeated 1972 season.
- Sept. 11 — QB Bob Griese, forced to wear eyeglasses because of problems with contact lenses, passes for two TDs in 27-21 pre-season victory at New York Giants.
- Nov. 24 — QB Bob Griese becomes first since 1972 to throw six TD passes in a game, and Dolphins set records of 55 points and 503 yards in 55-14 rout on Thanksgiving Day at St. Louis.
- Dec. 5 — Rookie RB Leroy Harris gallops 77 yards for longest TD run in Dolphin history, capping 17-6 victory over Baltimore at Orange Bowl.
- Dec. 15 — Maxwell Club of Philadelphia names QB Bob Griese as its Pro Player of Year.
- Dec. 17 — Dolphins close 10-4 season with QB Bob Griese's record 22nd TD pass and Nat Moore's then-record 13th TD in 31-14 victory over Buffalo at Orange Bowl.

1978

- Feb. 17 — Chuck Connor, 40, becomes Director of Player Personnel after three years of scouting for BLESTO. He succeeds Bobby Beathard, who resigned Feb. 7 to become general manager of the Washington Redskins.
- April 17 — Dolphins acquire RB Delvin Williams from San Francisco 49ers in exchange for WR Freddie Solomon, S Vern Roberson and picks in the first and fifth rounds of 1978 draft.
- Aug. 25 — QB Bob Griese suffers torn ligaments in left knee during 24-20 pre-season victory at Tampa Bay, and backup Don Strock guides Dolphins to 5-2 record before Griese returns as starter Oct. 22.
- Nov. 5 — A 17-point blitz in first quarter and five quarterback sacks enable Dolphins to upset defending Super Bowl champion Dallas Cowboys, 23-16 at Orange Bowl.
- Nov. 12 — Delvin Williams becomes first 1,000-yard rusher of 1978 with 144 yards and two TDs in 25-24 triumph at Buffalo, marking 18th straight win over Bills. Williams sets Dolphin record of 1,258 yards rushing in season.
- Dec. 10 — LB Larry Gordon intercepts three passes in 23-6 rout of Oakland Raiders at Orange Bowl to clinch wild-card berth in playoffs.
- Dec. 18 — Garo Yepremian ties NFL record with 16th consecutive field goal, capping 23-3 victory over New England and boosting Dolphins to 11-5 record.

1979

- Jan. 8 — Howard Schnellenberger, receivers and passing game coach, is named head coach at the University of Miami.
- Feb. 22 — FB Larry Csonka, 32, re-signs with Dolphins as a free agent after four-year absence in World Football League (1975) and with NFL's New York Giants (1976-78).
- Sept. 23 — FB Larry Csonka scores three TDs for second time in career as Dolphins crush Chicago 31-16 at Orange Bowl for 4-0 start.
- Oct. 14 — Tony Nathan escapes on record 86-yard punt return for TD as Dolphins defeat Buffalo, 17-7, for 20th consecutive win in series.
- Oct. 28 — WR Durie Harris sets then single-game record of 10 catches for 180 yards in 27-7 rout of Green Bay at Orange Bowl.
- Nov. 29 — QB Bob Griese, benched in favor of Don Strock for second straight game, rallies Dolphins to 26 points in second half for 39-24 victory over New England as FB Larry Csonka scores three TDs.

228

- Dec. 9 — QB Bob Griese completes 17 of 22 passes for 229 yards in 28-10 win at Detroit which clinches AFC East title.
- Dec. 30 — Pittsburgh overpowers Dolphins with 20-point first quarter in 34-14 playoff victory at Pittsburgh, and Steelers eventually win Super Bowl XIV.

1980

- Sept. 5 — Don Shula signs four-year contract through 1983 season, canceling old pact which had one year remaining.
- Sept. 21 — QB Bob Griese wins his 100th game, coming off bench and passing for two TDs in fourth quarter for 20-17 victory at Atlanta.
- Nov. 9 — Rookie QB David Woodley passes for three TDs and runs for another two TDs in stunning 35-14 upset of defending National Conference champion Los Angeles Rams at Anaheim.

1981

- Feb. 5 — Six-time All-Pro guard Larry Little, 35, retires following a 14-year career which included 12 years with the Dolphins. He ended with a then-club record 164 starts.
- June 25 — QB Bob Griese, the 14th passer in football history to eclipse 25,000 yards, retires following a 14-year career with the Dolphins. He had presided over 101 of the 135 victories in the club's history (101-62-3) and was consensus All-Pro in 1971 and 1977. The six-time Pro Bowl quarterback held records of 1,926 completions in 3,429 attempts, 25,092 yards and 56.2 percent passing accuracy. He guided Miami to Super Bowl triumphs in 1972 and 1973.
- July 1 — Dolphin linebacker Rusty Chambers is killed in an automobile accident in Hammond, Louisiana.
- Sept. 10 — Rookie Tom Vigorito rambles 87 yards for record punt-return TD as Dolphins crush Pittsburgh 30-10 before 74,190 fans, the largest Orange Bowl crowd since 1975.
- Sept. 27 — Coach and son clash as Shula Bowl I has Don Shula opposed by Baltimore rookie punt returner David Shula. Dolphins outlast Colts 31-28 for fourth straight win in Baltimore.
- Oct. 4 — Wide receiver Nat Moore sets Dolphin record (since broken) with 210 receiving yards (on seven catches) as Miami and New York Jets play to 28-28 tie.
- Nov. 8 — Don Shula captures 200th NFL coaching victory when linebacker Bob Brudzinski intercepts pass in overtime to set up Uwe von Schamann for 30-yard field goal in 30-27 triumph at New England.
- Dec. 19 — Dolphins complete sweep of last four games of season and win AFC East title in 16-6 conquest of Buffalo before 72,956 fans at Orange Bowl. Miami posts fourth-best record (11-4-1) in NFL.

1982

- Jan. 2 — Dolphins overcome 24-0 deficit but succumb in overtime, 41-38, to San Diego in highest-scoring playoff game in history. Rolf Benirschke ends four-hour struggle with 29-yard field goal. It is only game in NFL where two quarterbacks, Miami reliever Don Strock and San Diego star Dan Fouts, both passed for more than 400 yards. Orange Bowl crowd of 73,735 comprised fourth sellout of season.
- Sept. 21 — NFLPA calls players strike with games not resuming until November 21.
- Dec. 12 — In one of the most bizarre incidents in Miami Dolphin history, a work release parolee cleared a space on the snow-frozen turf at New England's Sullivan Stadium that enabled the Patriots to kick a late fourth-quarter field goal and win the game 3-0 before 25,716 fans.
- Dec. 27 — The incredible record of not having won in 16 years in the Orange Bowl continued as the Dolphins scored 20 unanswered points in the second half to defeat the Buffalo Bills 27-10.

1983

- Jan. 8 — For the first time in nine years, the Dolphins win a playoff game, defeating the New England Patriots 28-13 before 68,842 fans.

229

- Jan. 16 — The Dolphins choke off the San Diego Chargers famed offense and defeat them 34-13 before 71,383 fans. The Chargers were held to only 247 yards in total offense, 203 yards below their league-leading average.
- Jan. 23 — A.J. Duhe sets an AFC playoff record with three interceptions, including one for a 35-yard touchdown romp, as the Dolphins defeat the New York Jets for the third time in one season to win the AFC crown, 14-0.
- Jan. 30 — In Pasadena, California, the Dolphins appear in their fourth Super Bowl, and in spite of leading with only 10 minutes to play, they lose 27-17 before a sellout crowd of 103,667 and a TV audience estimated at 115 million. Fulton Walker sets a Super Bowl record with a 98-yard kickoff return for a touchdown as he returns four kickoffs for a total of 190 yards.
- April 26 — The Dolphins select quarterback Dan Marino in the first-round of the 1983 draft (27th player overall).
- June 25 — Starting linebacker Larry Gordon dies of a rare heart disease while jogging in Arizona at the age of 28. Gordon had been the Dolphins' first-round draft choice in 1976 out of Arizona State.
- Sept. 4 — Led by six quarterback sacks (four by Doug Betters), the Dolphin defense shuts out the Buffalo Bills 12-0 in the 1983 season opener. A total of 78,715 fans in Rich Stadium see four Uwe von Schamann field goals account for all the scoring.
- Oct. 9 — Quarterback Dan Marino and wide receiver Mark Duper make their first-ever starts for the Miami Dolphins, with Marino passing for 322 yards and Duper netting seven catches for 202 yards. The offensive explosion produces 971 total yards between the Dolphins and Bills, with Buffalo winning the Orange Bowl encounter, 38-35 in overtime.
- Oct. 16 — The Dolphin secondary intercepts six New York Jet passes (three by William Judson in one quarter) to lead Miami to a 32-14 win in the Dolphins' final Shea Stadium appearance. QB Dan Marino completes 17 of 30 passes for 225 yards, 3 TDs and no interceptions.
- Nov. 28 — Dolphin Owner Joseph Robbie announces the signing of Head Coach Don Shula to a multi-year contract.
- Dec. 2 — Bill Arnsparger, the Dolphins' Assistant Head Coach and mastermind of the team's defense, resigns to become the head coach at Louisiana State University. His resignation is effective at the end of the season.
- Dec. 14 — Squads for the 1983 Pro Bowl are announced with six Dolphins being named to the squad (four starters), plus four alternates. Earning places on the team are NT Bob Baumhower, DE Doug Betters, WR Mark Duper, QB Dan Marino, G Ed Newman and C Dwight Stephenson. The alternates included LB A.J. Duhe, G Bob Kuechenberg (later added to team), P Reggie Roby and KR Fulton Walker.
- Dec. 16 — With starting QB Dan Marino sidelined for the second consecutive game, relief pitcher Don Strock again steps in to help lead Miami to a 34-14 Orange Bowl win over the Jets. Safety Mike Kozlowski breaks open a close game when he returns two interceptions for touchdowns in a 61-second span in the fourth quarter. WR Mark Duper catches four passes for 71 yards to become the first Dolphin receiver to go over the 1,000-yard mark in a single season.
- Dec. 27 — The Dolphins name 54-year-old Chuck Studley as their Defense Coach to replace Bill Arnsparger. Studley had spent the 1983 season as defensive coordinator and then interim head coach of the Houston Oilers.
- Dec. 31 — Despite winning or sharing the AFC East title for the 11th time in 14 years, the Dolphins see their season and 1983 end on a disappointing note as the Seattle Seahawks beat them 27-20 in a conference semifinal playoff game in Miami.
- Sept. 2 — Miami defeats the defending NFC Champion Washington Redskins 35-17 in the season opener at R.F.K. Stadium. QB Dan Marino completes 21 of 28 passes for 311 yards and five TDs, while WR Mark Duper catches six balls for 178 yards and two scores.
- Oct. 7 — The Dolphins beat Pittsburgh 31-7 to move Head Coach Don Shula into third place on the NFL's list for all-time winningest coaches.
- Oct. 21 — Wide receiver Nat Moore catches a 19-yard TD pass from QB Dan Marino for the 58th touchdown of his Dolphin career. That surpasses Larry Csonka's all-time club record of 57.
- Nov. 11 — The Dolphins remain the NFL's only unbeaten team as they improve their record to 11-0 (16 straight regular-season wins) with a 24-23 victory over Philadelphia. DE Doug Betters' block of an Eagle PAT with 1:52 remaining in the game seals the win.
- Nov. 26 — Miami clinches the AFC Eastern Division title with a 28-17 triumph over the Jets.
- Dec. 2 — The Dolphins lose a 45-34 decision to the Raiders, but QB Dan Marino breaks the all-time NFL record for TD passes in a season with his 37th. He also shatters Dolphin single-game records for most yards passing (470), most completions (35) and most attempts (57).
- Dec. 12 — Squads for the AFC-NFC Pro Bowl are announced with eight Dolphins being named to the team, including four starters: WR Mark Duper, QB Dan Marino, G Ed Newman and C Dwight Stephenson, plus four reserves in NT Bob Baumhower, WR Mark Clayton, LB A.J. Duhe and P Reggie Roby. G Roy Foster and T Jon Giesler are selected as alternates.
- Dec. 17 — Miami ends the regular season with the best record in the AFC (14-2) following a 28-21 victory over Dallas. WR Mark Clayton catches three touchdown passes to give him 18 for the season as he eclipses the all-time NFL mark in that category. Dan Marino becomes the first-ever NFL quarterback to pass for over 5,000 yards in a season as he ends up with 5,084. Both Clayton (73-1,389) and WR Mark Duper (71-1,306) surpass prior Dolphin records for receptions and reception yardage in one season.
- Dec. 20 — QB Dan Marino is named as the NFL's Most Valuable Player by the Associated Press.

1985

- Jan. 6 — The Dolphins defeat the Steelers 45-28 in the AFC Championship game in Miami to earn a berth in Super Bowl XIX.
- Jan. 8 — Joseph Robbie gives the go-ahead to prepare final plans and specifications to construct the new 75,000-seat Dolphin Stadium.
- Jan. 20 — The Dolphins drop a 38-16 decision to the San Francisco 49ers in Super Bowl XIX before 84,059 fans in Stanford Stadium in Palo Alto, California.
- Feb. 15 — Miami names 42-year-old Mel Phillips as its new defensive backfield coach. Phillips comes to the Dolphins after five seasons in the same capacity for the Detroit Lions.
- March 14 — Following a presentation led by Joseph Robbie to NFL owners at the league meetings in Phoenix, Miami is selected as the site for Super Bowl XXIII (1989).
- Sept. 15 — The Dolphins register their first victory of the 1985 season as they defeat the Indianapolis Colts, 30-13, while racking up a season-high 486 yards of total offense. QB Dan Marino completes 29 of 48 passes for 329 yards, while WR Mark Clayton catches eight balls for 106 yards.
- Sept. 29 — In a game billed nationally as "Marino-Elway I," Miami's Dan Marino wins this one over Denver, 30-26, completing 25 of 43 passes for three TDs and a season-best 390 yards. Veteran WR Nat Moore also produces his top performance of 1985 with the 12th 100-plus yard game of his career. WR Vince Heflin's first-ever NFL TD, a 46-yard catch, proves to be the game-winner.
- Oct. 9 — The Dolphins acquire All-Pro linebacker Hugh Green from Tampa Bay in exchange for a first- and second-round draft pick in 1986.

1984

- March 5 — Miami Dolphin Owner Joseph Robbie announces plans to build a new multi-purpose stadium in north Dade County. Mr. Robbie also announces acquisition of the land and discusses possible stadium funding.
- June 24 — Running back David Overstreet is killed in an automobile accident in Winona, Texas.

- Nov. 10 — Wide receiver Mark Duper, in his first game back after being sidelined for seven weeks with a broken leg, establishes a new Dolphin record by gaining 217 reception yards. In addition, his 50-yard scoring catch from Dan Marino with less than a minute remaining gives the Dolphins a 21-17 win over the Jets and the start of an eight-game winning streak.
- Dec. 1 — Owner Joseph Robbie officially breaks ground on the new 75,000-seat Dolphin Stadium.
- Dec. 2 — Led by a swarming defense that produces six sacks and three interceptions, the Dolphins administer the only defeat to be suffered by the eventual Super Bowl champion Chicago Bears, 38-24. A season-high Orange Bowl crowd of 75,594 witnesses the Monday night affair.
- Dec. 19 — Squads for the AFC-NFC Pro Bowl are announced with four Dolphins named to the team including two starters. QB Dan Marino and C Dwight Stephenson are selected to start, while WR Mark Clayton and G Roy Foster serve as reserves. It is later determined that the Dolphins' coaching staff will lead the AFC.
- Dec. 22 — The Dolphins clinch the AFC Eastern Division championship with a 28-0 win over the Buffalo Bills, thus marking the 13th time in 16 years that Miami has won or shared that title.
- Dec. 31 — Owner Joseph Robbie obtains the construction loan and is granted permanent financing for the new Dolphin Stadium.

1986

- Jan. 4 — The Dolphins rally from a 21-3 deficit to defeat the Cleveland Browns 24-21 in an AFC divisional playoff game. Miami is led offensively by Tony Nathan's 10 receptions for 101 yards and rookie Ron Davenport's two touchdowns.
- Jan. 12 — Despite 20 tackles by LB Bob Brudzinski, the Dolphins commit six turnovers and lose 31-14 to the New England Patriots in the AFC Championship game before 74,978 fans in the Orange Bowl. It marks Miami's first loss in an AFC title game in six tries.
- Jan. 21 — Dolphin C Dwight Stephenson is named the recipient of the NFL's Man of the Year award at a press conference in New Orleans. The award is in recognition of Stephenson's outstanding performance on the playing field and in the community.
- Jan. 22 — The Dolphins announce the retirement of Defensive Line Coach Mike Scarry, a member of Don Shula's staff since 1970. Dan Sekanovich, formerly of the Jets and Falcons, is named to replace him.
- Feb. 19 — Miami appoints Receivers and Quarterbacks Coach David Shula to the position of Assistant Head Coach. In addition, the club names Mike Westhoff as the Special Teams/Tight Ends Coach.
- June 3 — Owner Joseph Robbie plants a ceremonial 30-foot Royal Palm tree to begin a million dollar beautification project near Dolphin Stadium.
- July 14 — Training camp begins for the Dolphins at St. Thomas University as Head Coach Don Shula welcomes 99 players — the largest group of players in Shula's 17 years with Miami.
- Sept. 6 — Dan Marino signs a multi-year contract to remain as QB of the Dolphins. Two days before, Marino's wife, Claire, had given birth to the couple's first child — Daniel Charles.
- Sept. 14 — The Dolphins earn their first win of 1986 with a 30-10 triumph over the Colts in the Orange Bowl. Lorenzo Hampton rushes for two scores, Dan Marino passes for another and rookie James Pruitt runs back a punt 71 yards for a TD.
- Sept. 21 — Miami suffers a heart-breaking 51-45 overtime loss to the N.Y. Jets in the Meadowlands as Dan Marino reaches 1,500 career attempts to qualify as the NFL's top-ranked passer of all-time. Marino finishes the afternoon 30 of 50 for 448 yards and six TDs. The six TDs are a personal high for Marino and tie the team record held by Bob Griese. Mark Duper (154) and Mark Clayton (174) each have over 100 yards receiving in the game. Standout LB Hugh Green suffers a knee injury which sidelines him for the season.
- Oct. 12 — In what was billed as "Marino-Kelly I," the Dolphins and Dan Marino (24 of 41 for 337 yards) defeat the Buffalo Bills and Jim Kelly (20 of 28 for 218 yards, two INTs) 27-14 at the Orange Bowl.
- Nov. 24 — The N.Y. Jets enter the Orange Bowl with a nine-game winning streak and the league's best record at 10-1. They leave with a 45-3 loss as Lorenzo Hampton rushes for 148 yards and two

TDs on 19 carries (7.8 average), including a 54-yard TD run. Hampton's 100 yards snap a streak of 36 regular-season games (41 overall) for Miami without a 100-yard rusher. Marino completes a personal-high 80.6 percent of his passes (29 of 36) for 288 yards and four TDs.

- Nov. 25 — Less than 24 hours after the memorable 45-3 win over the Jets, General Manager Mike Robbie announces at a press conference that Don Shula has signed a multi-year contract to remain as head coach.
- Dec. 14 — Dan Marino sets an NFL career record with the seventh 400-yard game of his career as he passes for 403 yards in a thrilling 37-31 overtime win in Anaheim, Calif., over the playoff-bound L.A. Rams. Marino completes 29 of 46 with five TDs, including a 20-yarder to Mark Duper in OT to win the game. Marino is named AFC Offensive Player of the Week for his efforts.
- Dec. 17 — The NFL announces that five Dolphins — three as starters — have been named to the Pro Bowl. QB Dan Marino, C Dwight Stephenson and rookie LB John Offerdahl are selected as starters. It is the fourth time for Marino and Stephenson, while Offerdahl becomes the first Dolphin LB named to start. Mark Duper and Roy Foster also are named to the AFC squad.
- Dec. 22 — The Dolphins play their final game in the Orange Bowl — a 34-27 loss to the New England Patriots. New England captures the AFC East title with the win. The Dolphins finish 21 years in the Orange Bowl with an impressive 110-38-3 (.738) regular-season record. Marino sets NFL single-season records for completions (378) and attempts (623).

1987

- Jan. 8 — Four former Dolphins — Bob Griese, Larry Csonka, Jim Langer and Larry Little — are among a group of 14 finalists under consideration for the 1987 class of enshrinees for the Pro Football Hall of Fame, it is announced by the Hall of Fame in Canton, Ohio.
- Jan. 9 — Mark Clayton is named to the Pro Bowl as a replacement for the injured Mark Duper.
- Jan. 10 — John Offerdahl is named Old Spice NFL Rookie of the Year.
- Jan. 20 — Tom Olivadotti, an assistant for the Cleveland Browns, is named Defensive Coach for Miami. He is put in charge of the overall defense with the prime responsibility of pass defense. Chuck Studley is re-assigned as Linebacker Coach, with prime responsibility of run defense. Linebacker Coach Bob Matheson resigns.
- Jan. 27 — Former Dolphin greats Larry Csonka and Jim Langer are among a group of seven named to the Pro Football Hall of Fame. They join Paul Warfield as the only members of the proud franchise to earn the honor, with induction scheduled for August 8.
- April 30 — Tim Robbie, designated spokesman for the Robbie children, announces that Dolphin Stadium has been renamed "Joe Robbie Stadium."
- Aug. 16 — The Miami Dolphins play host to the Chicago Bears in the first game ever played at Joe Robbie Stadium. The date marks the 22nd anniversary of the Dolphin franchise.



PLAYOFF HISTORY

1970 AFC PLAYOFF

OAKLAND 21, MIAMI 14
December 27, 1970
Oakland-Alameda County Coliseum
Oakland, CA

Oakland quarterback Daryle Lamonica unloaded an 82-yard touchdown pass to Rod Sherman with 9:34 left to play as Oakland spoiled the Dolphins' first appearance in the playoffs, 21-14, on a field oozing with mud. The Dolphins, who had won six consecutive games to finish the season 10-4 and gain a wild-card berth, took a 7-0 lead in the second quarter when Bob Griese fired a 16-yard strike to Paul Warfield in the end zone. Lamonica matched that TD with a 22-yard toss to Fred Biletnikoff only 1:50 before halftime. Raider right cornerback Willie Brown intercepted a wet and wobbly pass by Griese and fled 50 yards along the sideline for the tie-breaking TD. It came minutes after Jake Scott recovered an Oakland fumble at the Miami 10-yard line. The heave to Sherman was insurance. Only three plays earlier, Dolphin kicker Garo Yepremian missed a 24-yard field goal attempt for the second time in the game. Oakland's George Blanda also missed a 23-yarder.

MIAMI	0	7	0	7	-	14
OAKLAND	0	7	7	7	-	21

M	-	Warfield, 16 pass from Griese (Yepremian kick)	2/19	2-	3:31
O	-	Biletnikoff, 22 pass from Lamonica (Blanda kick)	8/62	2-	13:10
O	-	Brown, 50 interception return (Blanda kick)		3-	12:26
O	-	Sherman, 82 pass from Lamonica (Blanda kick)	3/80	4-	5:26
M	-	W. Richardson, 7 pass from Griese (Yepremian kick)	9/69	4-	10:32

ATT. - 54,401

First Downs/Total-Rush.-Pass.-Pen.	Miami	Oakland
Total Yards-Plays-Average	16-5-9-2	12-5-7-0
Rushes-Yards-Average	242-63-3.5	301-52-5.8
Net Yards Passing-Times Thrown-Yards Lost	33-118-3.6	36-114-3.2
Passes Attempted-Completed-Intercepted	124-3-31	187-0-0
Punts/Number-Average	27-13-1	16-8-0
Penalties/Number-Yards	5-39-2	4-32-2
Fumbles/Number-Lost	0-0	4-30
	2-0	4-2

INDIVIDUAL STATISTICS

RUSHING - Miami: Kiick 14-64, Morris 8-29, Csonka 10-23, Griese 1-2.
Oakland: Hubbard 18-58, Smith 9-37, Dixon 8-31, Banaszak 1-(-6).
PASSING - Miami: Griese 27-13-1, 155 yards, 2 TDs.
Oakland: Lamonica 16-8-0, 187 yards, 2 TDs.
RECEIVING - Miami: Warfield 4-62, Kiick 4-34, W. Richardson 2-30, Morris 2-15, Twilley 1-14.
Oakland: Biletnikoff 3-46, Chester 2-47, Sherman 1-82, Smith 1-9, Dixon 1-3.

1971 AFC PLAYOFF

MIAMI 27, KANSAS CITY 24 (2 OTs)
December 25, 1971
Kansas City Municipal Stadium
Kansas City, MO

Garo Yepremian ended 82 minutes and 40 seconds of an epic struggle by booting a 37-yard field goal with 7:40 elapsed in the second overtime, lifting the Dolphins past Kansas City, 27-24, on Christmas Day. The Dolphins battled from behind three times to tie the AFC West champions, the third time on Bob Griese's five-yard pass to tight end Marv Fleming with 96 seconds remaining in regulation. Kansas City running back Ed Podolak, who amassed 350 yards of all-purpose running, returned the ensuing kickoff 78 yards to the Dolphin 22 where Curtis Johnson missed a desperation tackle. With 35 seconds on the clock, Jan Stenerud missed a 32-yard field-goal try. Stenerud had a 42-yarder blocked by Nick Buoniconti in the fifth quarter, and Yepremian was short with a 45-yard effort. But Larry Csonka crashed 29 yards to the Chiefs 36, and that put Yepremian, the NFL's scoring leader, in position to win it. Goal posts were on the goal line; in 1974 the uprights were moved to the end line.

MIAMI	0	10	7	7	0	3	-	27
KANSAS CITY	10	0	7	7	0	0	-	24

KC	-	FG Stenerud 24	9/40	1-	6:06
KC	-	Podolak, 7 pass from Dawson (Stenerud kick)	6/35	1-	11:31
M	-	Csonka, 1 run (Yepremian kick)	9/80	2-	2:22
M	-	FG Yepremian 14	4/5	2-	14:47
KC	-	Otis, 1 run (Stenerud kick)	14/75	3-	9:44

234

M	-	Kiick, 1 run (Yepremian kick)	8/71	3-	14:00
KC	-	Podolak, 3 run (Stenerud kick)	6/91	4-	8:14
M	-	Fleming, 5 pass from Griese (Yepremian kick)	9/71	4-	13:24
M	-	FG Yepremian 37	6/40	2nd OT-	7:40

ATT. - 45,822

First Downs/Total-Rush.-Pass.-Pen.	Miami	Kansas City
Total Yards-Plays-Average	22-6-14-2	23-13-10-0
Rushes-Yards-Average	407-78-5.2	451-71-6.4
Net Yards Passing-Times Thrown-Yards Lost	43-144-3.4	44-213-4.8
Passes Attempted-Completed-Intercepted	263-0-0	238-1-8
Punts/Number-Average	35-20-2	26-18-2
Penalties/Number-Yards	6-40-0	2-51-0
Fumbles/Number-Lost	5-26	6-44
	1-0	3-2

INDIVIDUAL STATISTICS

RUSHING - Miami: Csonka 24-86, Kiick 15-56, Griese 2-9, Warfield 2-(-7).
Kansas City: Hayes 22-100, Podolak 17-85, Wright 2-15, Otis 3-13.
PASSING - Miami: Griese 35-20-2, 263 yards, 1 TD.
Kansas City: Dawson 26-18-2, 246 yards, 1 TD.
RECEIVING - Miami: Warfield 7-140, Twilley 5-58, Fleming 4-37, Kiick 3-24, Mandich 1-4.
Kansas City: Podolak 8-110, Wright 3-104, Taylor 3-12, Hayes 3-6, Frazier 1-14.

1971 AFC CHAMPIONSHIP

MIAMI 21, BALTIMORE 0
January 2, 1972
Orange Bowl
Miami, FL

Three lightning plays and a persistent defense propelled the Dolphins into Super Bowl VI with a 21-0 rout of Baltimore before an all-time Orange Bowl record crowd of 78,939. Strong safety Dick Anderson intercepted a Johnny Unitas pass which was deflected by Curtis Johnson, and behind a wall of six open-field blocks Anderson weaved 62 yards for a third-quarter touchdown. "My eyes were popping as I ran," Anderson said. "I've never seen so many people land on their heads." Before Anderson's convoy made it 14-0, the Dolphins staggered the defending Super Bowl champions when Bob Griese and Paul Warfield hooked up for a 75-yard TD pass. Warfield applied the clincher when he escaped 50 yards with a Griese pass, setting up a five-yard TD slam by fullback Larry Csonka. The Colts had not been held scoreless for 97 games over seven seasons. They were stopped at the Dolphin 9 in the second quarter. Jim O'Brien missed two field-goal attempts and had another blocked by Lloyd Mumphord.

BALTIMORE	0	0	0	0	-	0
MIAMI	7	0	7	7	-	21

M	-	Warfield, 75 pass from Griese (Yepremian kick)	2/80	1-	8:21
M	-	Anderson, 62 interception return (Yepremian kick)		3-	10:21
M	-	Csonka, 5 run (Yepremian kick)	6/74	4-	6:56

ATT. - 78,939

First Downs/Total-Rush.-Pass.-Pen.	Baltimore	Miami
Total Yards-Plays-Average	16-6-10-0	13-8-4-1
Rushes-Yards-Average	302-68-3.1	286-45-6.4
Net Yards Passing-Times Thrown-Yards Lost	30-89-2.9	35-144-4.1
Passes Attempted-Completed-Intercepted	213-2-11	142-2-16
Punts/Number-Average	36-20-3	8-4-1
Penalties/Number-Yards	3-45-3	6-42-7
Fumbles/Number-Lost	1-5	2-27
	1-0	0-0

INDIVIDUAL STATISTICS

RUSHING - Miami: Kiick 18-66, Csonka 15-63, Griese 1-12, Morris 1-3.
Baltimore: McCauley 15-50, Nottingham 11-33, Nowatzke 2-5, Unitas 2-1.
PASSING - Miami: Griese 8-4-1, 158 yards, 1 TD.
Baltimore: Unitas 36-20-3, 224 yards, 0 TDs.
RECEIVING - Miami: Warfield 2-125, Twilley 2-33.
Baltimore: Hinton 6-98, Nottingham 4-26, Perkins 3-19, Havrilak 2-31, McCauley 2-24, Mitchell 1-14, Mackey 1-6, Matte 1-6.

SUPER BOWL VI

DALLAS 24, MIAMI 3
January 16, 1972
Tulane Stadium
New Orleans, LA

A 252-yard rushing attack and sharp passing by Roger Staubach spurred the Dallas Cowboys to a 24-3 victory over the Dolphins at Tulane Stadium. Duane Thomas pranced 95 yards on 19 carries, fullback Walt Garrison added 74 yards on 14 carries and Staubach passed twice for touchdowns to Lance Alworth and Mike Ditka. Staubach, who was sacked twice in the first quarter, bounced back to complete 12 of 19 passes, and he scrambled from the Dolphin pass rush five

235

times. The Dolphins were frustrated all day; in the first quarter, Larry Csonka lost a fumble and Bob Griese was chased by tackle Bob Lilly for a 29-yard loss. Griese also fumbled away a snap at the Dallas 16 in the fourth period. Although it was an intriguing 10-3 at halftime, the Cowboys marched 71 yards in eight plays after the kickoff, and Thomas swept three yards for the TD.

DALLAS	3	7	7	7	-	24
MIAMI	0	3	0	0	-	3

D - FG Clark 9	12/50	1-13:37
D - Alworth, 7 pass from Staubach (Clark kick)	10/76	2-13:45
M - FG Yepremian 31	5/44	2-14:56
D - D. Thomas, 3 run (Clark Kick)	8/71	3- 5:17
D - Ditka, 7 pass from Staubach (Clark kick)	3/9	4- 3:18

ATT. - 80,591

	Dallas	Miami
First Downs/Total-Rush.-Pass.-Pen.	23-15-8-0	10-3-7-0
Total Yards-Plays-Average	352-69-5.1	185-44-4.2
Rushes-Yards-Average	48-252-5.3	20-80-4.0
Net Yards Passing-Times Thrown-Yards Lost	100-2-19	105-1-29
Passes Attempted-Completed-Intercepted	19-12-0	23-12-1
Punts/Number-Average	5-37.2	5-40.0
Penalties/Number-Yards	3-15	0-0
Fumbles/Number-Lost	1-1	2-2

INDIVIDUAL STATISTICS

RUSHING - Miami: Csonka 9-40, Kiick 10-40, Griese 1-0.
 Dallas: Thomas 19-95, Garrison 14-74, Hill 7-25, Staubach 5-18, Ditka 1-17, Hayes 1-16, Reeves 1-7.
PASSING - Miami: Griese 23-12-1, 134 yards, 0 TDs.
 Dallas: Staubach 19-12-0, 119 yards, 2 TDs.
RECEIVING - Miami: Warfield 4-39, Kiick 3-21, Csonka 2-18, Fleming 1-27, Twilley 1-20, Mandich 1-9.
 Dallas: Thomas 3-17, Alworth 2-28, Ditka 2-28, Hayes 2-23, Garrison 2-11, Hill 1-12.

1972 AFC PLAYOFF

MIAMI 20, CLEVELAND 14
 December 24, 1972

Orange Bowl
 Miami, FL

On the ropes in the fourth quarter after an unprecedented 14 victories, the Dolphins responded to poised Earl Morrall and drove 80 yards for a touchdown with 4:56 to play for a 20-14 victory over the Cleveland Browns. Morrall, the NFL's leading passer after replacing the injured Bob Griese 10 weeks earlier, had completed only four passes for 38 yards. But he threw 15 and 35 yards to Paul Warfield, reaching the Browns 20, and a pass interference call against linebacker Billy Andrews put the ball at the eight. Halfback Jim Kiick then bulled eight yards up the middle on a trap for the winning points. The triumph was sealed with a minute to play when Dolphin linebacker Doug Swift intercepted Cleveland QB Mike Phipps at the Dolphin 20. Despite stealing five of Phipps' passes, the Dolphins were stung by a 27-yard TD pass to Fair Hooker and trailed 14-13 with 8:11 to play.

CLEVELAND	0	0	7	7	-	14
MIAMI	10	0	0	10	-	20

M - Babb, 5 recovery of blocked punt (Yepremian kick)	1- 5:28
M - FG Yepremian 40	11/51 1-12:30
C - Phipps, 5 run (Cockroft kick)	5/44 3- 7:22
M - FG Yepremian 46	8/32 4- 1:28
C - Hooker, 27 pass from Phipps (Cockroft kick)	11/90 4- 6:49
M - Kiick, 8 run (Yepremian kick)	6/80 4-10:06

ATT. - 78,196

	Cleveland	Miami
First Downs/Total-Rush.-Pass.-Pen.	15-9-6-0	17-11-4-2
Total Yards-Plays-Average	283-57-5.0	272-64-4.3
Rushes-Yards-Average	32-165-5.2	47-198-4.2
Net Yards Passing-Times Thrown-Yards Lost	118-2-13	74-4-14
Passes Attempted-Completed-Intercepted	23-9-5	13-6-0
Punts/Number-Average	6-34.7	5-42.0
Penalties/Number-Yards	3-25	3-25
Fumbles/Number-Lost	2-0	2-2

INDIVIDUAL STATISTICS

RUSHING - Miami: Morris 15-72, Kiick 14-50, Warfield 2-41, Csonka 12-32, Morrall 4-3.
 Cleveland: Scott 16-94, Phipps 6-47, Brown 4-13, Kelly 4-11.
PASSING - Miami: Morrall 13-6-0, 88 yards, 0 TDs.
 Cleveland: Phipps 23-9-5, 131 yards, 1 TD.
RECEIVING - Miami: Twilley 3-33, Warfield 2-50, Kiick 1-5.
 Cleveland: B.Scott 4-30, Hooker 3-53, Kelly 1-27, Morin 1-21.

1972 AFC CHAMPIONSHIP

MIAMI 21, PITTSBURGH 17
 December 31, 1972

Three Rivers Stadium
 Pittsburgh, PA

Quarterback Bob Griese, playing 11 weeks after he had broken his right leg, ignited a third-quarter touchdown drive with a 52-yard pass to Paul Warfield, and the Dolphins overtook the Pittsburgh Steelers, 21-17, in unusually warm 63-degree weather. Griese was given the nod in the second half after Earl Morrall had flipped a nine-yard touchdown pass to Larry Csonka for a 7-7 halftime deadlock. Punter Larry Seiple broke loose on a daring 37-yard run on fourth down to set up that TD. Trailing 10-7, Griese directed TD drives of 80 and 49 yards with Jim Kiick blasting two and three yards for the scores. Steeler quarterback Terry Bradshaw, who closed the gap with four straight completions on a 71-yard TD drive, was intercepted by Nick Buoniconti at midfield with 2½ minutes to play. In addition to Seiple's dash, the Dolphins converted fourth-down situations on both Griese-led drives.

MIAMI	0	7	7	7	-	21
PITTSBURGH	7	0	3	7	-	17

P - Mullins, recovery of Bradshaw fumble (Gerela kick)	10/48	1-10:45
M - Csonka, 9 pass from Morrall (Yepremian kick)	9/80	2- 3:03
P - FG Gerela 14	9/73	3- 4:04
M - Kiick, 2 run (Yepremian kick)	11/80	3-11:39
M - Kiick, 3 run (Yepremian kick)	11/49	4- 7:35
P - Young, 12 pass from Bradshaw (Gerela kick)	4/71	4- 9:39

ATT. - 50,350

	Miami	Pittsburgh
First Downs/Total-Rush.-Pass.-Pen.	19-11-6-2	13-6-6-1
Total Yards-Plays-Average	314-65-4.8	250-48-5.2
Rushes-Yards-Average	49-193-3.9	26-128-4.9
Net Yards Passing-Times Thrown-Yards Lost	121-0-0	122-2-15
Passes Attempted-Completed-Intercepted	16-10-1	20-10-2
Punts/Number-Average	4-35.5	4-51.3
Penalties/Number-Yards	2-19	4-30
Fumbles/Number-Lost	0-0	2-0

INDIVIDUAL STATISTICS

RUSHING - Miami: Morris 16-76, Csonka 24-68, Seiple 1-37, Kiick 8-12.
 Pittsburgh: Harris 16-76, Fuqua 8-47, Bradshaw 2-5.
PASSING - Miami: Morrall 11-7-1, 51 yards, 1 TD; Griese 5-3-0, 70 yards, 0 TDs.
 Pittsburgh: Bradshaw 10-5-2, 80 yards, 1 TD; Hanratty 10-5-0, 57 yards, 0 TDs.
RECEIVING - Miami: Fleming 5-50, Warfield 2-63, Csonka 1-9, Mandich 1-5, Morris 1-(-6).
 Pittsburgh: Young 4-54, Shanklin 2-49, Harris 2-3, McMakin 1-22, Brown 1-9.

SUPER BOWL VII

MIAMI 14, WASHINGTON 7
 January 14, 1973

Memorial Coliseum
 Los Angeles, CA

"This is the ultimate," Coach Don Shula said quietly after his unbeaten Dolphins dominated the Washington Redskins, 14-7, to cap a perfect season. It was Shula's first Super Bowl triumph in three tries. A record Super Bowl crowd of 90,182 saw the Dolphins surge to a 14-0 halftime lead even as one touchdown was nullified by an offside penalty. Miami intercepted three of Bill Kilmer's passes, and Manny Fernandez scuttled the Redskin running game with 17 tackles. An original Dolphin, Howard Twilley, eluded cornerback Pat Fischer to snare a 28-yard touchdown pass from Bob Griese in the first quarter. Griese's 57-yard TD bomb to Paul Warfield was erased by the penalty, but a 32-yard interception return by linebacker Nick Buoniconti set up the Dolphins' second score. Safety Jake Scott thwarted Kilmer with an end zone interception and 55-yard runback. The Redskins finally scored on a bizarre 49-yard fumble recovery by Mike Bass after a blocked field goal and attempted pass by kicker Garo Yepremian. Scott was named MVP.

MIAMI	7	7	0	0	-	14
WASHINGTON	0	0	0	7	-	7

M - Twilley, 28 pass from Griese (Yepremian kick)	6/63	1-14:59
M - Kiick, 1 run (Yepremian kick)	5/27	2-14:42
W - Bass, 49 fumble recovery (Knight kick)		4-12:53

ATT. - 85,462

	Miami	Washington
First Downs/Total-Rush.-Pass.-Pen.	12-7-5-0	16-9-7-0
Total Yards-Plays-Average	253-50-5.1	228-66-3.5
Rushes-Yards-Average	37-184-5.0	36-141-3.9
Net Yards Passing-Times Thrown-Yards Lost	69-2-19	87-2-17
Passes Attempted-Completed-Intercepted	11-8-1	28-14-3
Punts/Number-Average	7-43.0	5-31.2

Penalties/Number-Yards
Fumbles/Number-Lost

3-35
2-1

3-25
1-0 the Dolphins took possession with a 20-10 lead and six minutes to play. Oakland had stopped Miami's 18-game winning streak, 12-7, three months earlier.

INDIVIDUAL STATISTICS

RUSHING — Miami: Csonka 15-112, Kiick 12-38, Morris 10-34.
Washington: Brown 22-72, Harraway 10-37, Kilmer 2-18, C. Taylor 1-8, Smith 1-6.
PASSING — Miami: Griese 11-8-1, 88 yards, 1 TD.
Washington: Kilmer 28-14-3, 104 yards, 0 TDs.
RECEIVING — Miami: Warfield 3-36, Kiick 2-6, Twilley 1-28, Mandich 1-19, Csonka 1(-1).
Washington: Jefferson 5-50, Brown 5-26, C. Taylor 2-20, Smith 1-11, Harraway 1(-3).

OAKLAND	0	0	10	0	-	10
MIAMI	7	7	3	10	-	27

M — Csonka, 11 run (Yeapremian kick) 8/64 1- 5:13
M — Csonka, 2 run (Yeapremian kick) 15/63 2-14:43
O — FG Blanda 21 11/63 3- 5:11
M — FG Yeapremian 42 3/8 3- 7:33
J — Siani, 25 pass from Stabler (Blanda kick) 10/79 3-12:22
M — FG Yeapremian 26 11/63 4- 5:18
M — Csonka, 2 run (Yeapremian kick) 10/42 4-13:11

ATT. — 75,105

1973 AFC PLAYOFF

MIAMI 34, CINCINNATI 16
December 23, 1973

Orange Bowl
Miami, FL

A defense which had allowed only 15 touchdowns all season kept the Cincinnati Bengals out of the end zone while the Dolphins hammered 241 yards on the ground for a convincing 34-16 victory. Mercury Morris scooted 106 yards on 20 carries and Bob Griese completed 11 of 18 passes, including TDs of 13 yards to Paul Warfield and seven yards to Jim Mandich. Garo Yeapremian converted long field goals of 50 and 46 yards in the second half to widen the winning margin. The Dolphins led 21-3 when a lapse just before halftime gave life to the Bengals. Safety Neal Craig intercepted Griese and returned it 45 yards for a score, and Horst Muhlman booted field goals of 46 and 12 yards — the second coming after Morris fumbled a kickoff — to make it 21-16.

CINCINNATI	3	13	0	0	-	16
MIAMI	14	7	10	3	-	34

M — Warfield, 13 pass from Griese (Yeapremian kick) 10/80 1- 5:23
C — FG Muhlmann 24 10/55 1- 9:22
M — Csonka, 1 run (Yeapremian kick) 12/80 1-14:39
M — Morris, 4 run (Yeapremian kick) 7/75 2- 7:23
C — Craig, 45 interception return (Muhlmann kick) 2-11:34
C — 6/29 2-14:52
C — FG Muhlmann 46 1/0 2-14:56
M — Mandich, 7 pass from Griese (Yeapremian kick) 7/72 3- 5:18
M — FG Yeapremian 50 7/16 3-10:12
M — FG Yeapremian 46 8/32 4- 3:40

ATT. — 75,770

First Downs/Total-Rush.-Pass.-Pen. Cincinnati Miami
Total Yards-Plays-Average 11-5-6-0 27-18-9-0
Total Yards-Plays-Average 194-50-3.9 400-71-5.6
Rushes-Yards-Average 20-97-4.9 52-241-4.6
Net Yards Passing-Times Thrown-Yards Lost 97-3-16 159-0-0
Passes Attempted-Completed-Intercepted 27-14-1 19-11-2
Punts/Number-Average 7-36.3 2-49.0
Penalties/Number-Yards 2-19 1-5
Fumbles/Number-Lost 0-0 2-1

INDIVIDUAL STATISTICS

RUSHING — Miami: Morris 20-106, Csonka 20-71, Kiick 10-51, Leigh 1-8, Nottingham 1-5.
Cincinnati: Clark 7-40, Anderson 3-26, Johnson 2-17, Elliott 7-15, Curtis 1(-1).
PASSING — Miami: Griese 18-11-1, 159 yards, 2 TDs; Briscoe 1-0-1, 0 yards, 0 TDs.
Cincinnati: Anderson 27-14-1, 113 yards, 0 TDs.
RECEIVING — Miami: Warfield 4-95, Mandich 3-28, Kiick 3-19, Briscoe 1-17.
Cincinnati: Elliott 9-53, Joiner 2-33, Clark 2-18, Curtis 1-9.

1973 AFC CHAMPIONSHIP

MIAMI 27, OAKLAND 10
December 30, 1973

Orange Bowl
Miami, FL

A relentless running attack with Larry Csonka and Mercury Morris accounting for 203 of the 266 yards powered the Dolphins to a 27-10 triumph over the Oakland Raiders for a third straight American Conference title. Csonka, a 237-pound battering ram who had his third consecutive 1,000-yard season, scored three touchdowns with his 117 yards on 29 carries. The Dolphins covered 64 and 63 yards exclusively on the ground for a 14-0 halftime lead. Then as the Raiders battled within 17-10, Bob Griese directed ground assaults of 63 yards, culminating in a field goal, and 40 yards, ending in Csonka's third TD. Defensively, safety Dick Anderson forced a fourth-down fumble by Marv Hubbard at midfield, and

INDIVIDUAL STATISTICS

RUSHING — Miami: Csonka 29-117, Morris 14-86, Griese 3-39, Kiick 6-12, Nottingham 1-12.
Oakland: Hubbard 10-54, C. Smith 10-35, Davis 4-15, Banaszak 2-3.
PASSING — Miami: Griese 6-3-1, 34 yards, 0 TDs.
Oakland: Stabler 23-15-1, 129 yards, 1 TD.
RECEIVING — Miami: Warfield 1-27, Briscoe 1-6, Kiick 1-1.
Oakland: C. Smith 5-43, Siani 3-45, Biletnikoff 2-15, Hubbard 2-11, Moore 2-9, Davis 1-6.

SUPER BOWL VIII

MIAMI 24, MINNESOTA 7
January 13, 1974

Rice Stadium
Houston, TX

Winning for the 32nd time in 34 games, the Dolphins repeated as Super Bowl champions and proved themselves "Best Ever" with a 24-7 rout of the Minnesota Vikings at Rice Stadium. There was no doubt from the beginning. The Dolphins swept 62 yards in 10 plays with the opening kickoff, scoring on Larry Csonka's five-yard smash. Minnesota punted, and the onslaught resumed with a 56-yard, 10-play Dolphin drive capped by Jim Kiick's one-yard plunge. It was 17-0 before the Vikings crossed their 40, and a fourth-down fumble by Minnesota's Oscar Reed was recovered by safety Jake Scott at the Dolphin six-yard line. A brilliant, diving catch by Paul Warfield netted 27 yards on a third-quarter TD drive that hiked the score to 24-0. Csonka finished with his best-ever total of 145 yards on 33 carries. The Dolphins rushed for 703 yards and outscored opponents 85-33 in the three-game playoff blitz. Csonka's yardage was a Super Bowl record and he was named MVP.

MINNESOTA	0	0	0	7	-	7
MIAMI	14	3	7	0	-	24

M — Csonka, 5 run (Yeapremian kick) 10/62 1- 9:33
M — Kiick, 1 run (Yeapremian kick) 10/56 1-13:38
M — FG Yeapremian 28 7/44 2- 8:58
M — Csonka, 2 run (Yeapremian kick) 7/43 3- 6:16
MN — Tarkenton, 4 run (Cox kick) 10/57 4- 1:35

ATT. — 68,142

First Downs/Total-Rush.-Pass.-Pen. Minnesota Miami
Total Yards-Plays-Average 14-5-8-1 21-13-4-4
Total Yards-Plays-Average 238-54-4.4 259-61-4.2
Rushes-Yards-Average 24-72-3.0 53-196-3.7
Net Yards Passing-Times Thrown-Yards Lost 166-2-16 63-1-10
Passes Attempted-Completed-Intercepted 28-18-1 7-6-0
Punts/Number-Average 5-42.2 3-39.6
Penalties/Number-Yards 7-65 1-4
Fumbles/Number-Lost 2-1 1-0

INDIVIDUAL STATISTICS

RUSHING — Miami: Csonka 33-145, Morris 11-34, Kiick 7-10, Griese 2-7.
Minnesota: Reed 11-32, Foreman 7-18, Tarkenton 4-17, Marinaro 1-3, B. Brown 1-2.
PASSING — Miami: Griese 7-6-0, 73 yards, 0 TDs.
Minnesota: Tarkenton 28-18-1, 182 yards, 0 TDs.
RECEIVING — Miami: Warfield 2-33, Mandich 2-21, Briscoe 2-19.
Minnesota: Foreman 5-27, Gilliam 4-44, Voight 3-46, Marinaro 2-39, B. Brown 1-9, Kingsriter 1-9, Lash 1-9, Reed 1(-1).

1974 AFC PLAYOFF

OAKLAND 28, MIAMI 26
December 21, 1974

Oakland-Alameda County Coliseum
Oakland, CA

Oakland quarterback Ken Stabler, falling in the clutches of Vern Den Herder, unloaded a wobbly eight-yard pass that Clarence Davis wrestled from three defenders in the end zone, and the Raiders scored a stunning 28-26 victory over the defending champion Dolphins. Stabler, who had spent the last of his timeouts, appeared to have thrown an interception. But running back Davis clutched the football when bodies were untangled with 26 seconds remaining. It was the fourth TD pass for lefthander Stabler and his second "freak" score. Four minutes earlier, Cliff Branch fell while catching a pass at the Dolphin 27, but defender Henry Stuckey also slipped, and Branch got up and escaped for a 72-yard TD. The Dolphins, trailing by two points, went ahead with 2:08 remaining as rookie Benny Malone broke two tackles on a 23-yard touchdown run along the sideline.

MIAMI	7	3	6	14	-	26
OAKLAND	0	7	7	14	-	28

M - N. Moore, 89 kickoff return (Yepremian kick)	1-0:15
O - C. Smith, 31 pass from Stabler (Blanda kick)	7/78 2-7:21
M - FG Yepremian 33	11/47 2-13:59
O - Biletnikoff, 13 pass from Stabler (Blanda kick)	9/60 3-6:55
M - Warfield, 16 pass from Griese (kick failed)	5/65 3-8:22
M - FG Yepremian 46	8/53 4-3:10
O - Branch, 72 pass from Stabler (Blanda kick)	2/83 4-10:23
M - Malone, 23 run (Yepremian kick)	4/68 4-12:52
O - Davis, 8 pass from Stabler (Blanda kick)	8/68 4-14:34

ATT. - 52,817

	Miami	Oakland
First Downs/Total-Rush.-Pass.-Pen.	18-10-6-2	19-8-11-0
Total Yards-Plays-Average	294-57-5.2	411-64-6.4
Rushes-Yards-Average	41-213-5.2	32-135-4.2
Net Yards Passing-Times Thrown-Yards Lost	81-2-20	276-2-17
Passes Attempted-Completed-Intercepted	14-7-1	30-20-1
Punts/Number-Average	6-33.2	7-42.7
Penalties/Number-Yards	3-15	3-59
Fumbles/Number-Lost	0-0	0-0

INDIVIDUAL STATISTICS

RUSHING - Miami: Csonka 24-114, Malone 14-83, Griese 2-14, Kiick 1-2.
Oakland: Davis 12-59, Hubbard 14-55, Banaszak 3-14, Stabler 3-7.
PASSING - Miami: Griese 14-7-1, 101 yards, 1 TD.
Oakland: Stabler 30-20-1, 293 yards, 4 TDs.
RECEIVING - Miami: Warfield 3-47, N. Moore 2-40, Nottingham 1-9, Kiick 1-5.
Oakland: Biletnikoff 8-122, Branch 3-84, Moore 3-22, C. Smith 2-35, C. Davis 2-16, Hubbard 1-9, Pitts 1-5.

1978 AFC WILD-CARD PLAYOFF

HOUSTON 17, MIAMI 9
December 24, 1978

Orange Bowl
Miami, FL

The Houston Oilers amassed a 455-209 margin in total yardage, and aided by five Dolphin turnovers, gained a 17-9 victory in a battle of AFC wild-card entries at the Orange Bowl. Toni Fritsch kicked a 35-yard field goal with 7:25 remaining to snap a 7-7 tie that existed since the first quarter. An interception by linebacker Greg Bingham led to a clinching 50-yard touchdown drive capped by Earl Campbell's one-yard dive with 1:55 to go. Campbell, the NFL rushing leader with 1,450 yards as a rookie, had been checked for only 16 yards on 13 carries in the first half. Dolphin quarterback Bob Griese, playing with very sore ribs, connected with tight end Andre Tillman for a 13-yard TD after Earnie Rhone had recovered a fumbled punt at the Houston 21. But Griese completed only 13 of 28 passes. Twice the Dolphins lost the ball inside the Oiler 10-yard line when the game was tied. Houston's Dan Pastorini wore a flak jacket to protect three broken ribs, and he passed for 261 of his 306-yard total in the first half.

HOUSTON	7	0	0	10	-	17
MIAMI	7	0	0	2	-	9

M - Tillman, 13 pass from Griese (Yepremian kick)	2/21	1-9:58
H - Wilson, 13 pass from Pastorini (Fritsch kick)	10/71	1-14:57
H - FG Fritsch 35	10/53	4-7:35
H - Campbell, 1 run (Fritsch kick)	10/50	4-13:05
M - Safety, Pastorini runs out of end zone		4-14:49

ATT. - 70,036

	Houston	Miami
First Downs/Total-Rush.-Pass.-Pen.	23-9-14-0	14-6-7-1
Total Yards-Plays-Average	455-77-5.9	209-57-3.7
Rushes-Yards-Average	45-165-3.7	25-91-3.6

240

Net Yards Passing-Times Thrown-Yards Lost	290-2-16	118-2-19
Passes Attempted-Completed-Intercepted	30-20-0	30-12-3
Punts/Number-Average	5-44.0	5-48.6
Penalties/Number-Yards	5-37	1-5
Fumbles/Number-Lost	3-1	2-2

INDIVIDUAL STATISTICS

RUSHING - Miami: L. Harris 9-43, Williams 13-41, N. Moore 1-7, Bulaich 2-0.
Houston: Campbell 26-84, Wilson 14-76, Poole 1-12, Coleman 1-2, Pastorini 3-(-9).
PASSING - Miami: Griese 28-11-2, 114 yards, 1 TD; Strock 2-1-1, 23 yards, 0 TDs.
Houston: Pastorini 29-20-0, 306 yards, 1 TD; Barber 1-0-0, 0 yards, 0 TDs.
RECEIVING - Miami: D. Harris 4-42, N. Moore 2-28, Tillman 2-24, Bulaich 2-14, L. Harris 1-21, Williams 1-8.
Houston: Burrough 6-103, Wilson 5-40, Barber 4-112, Woods 2-22, Campbell 1-13, Caster 1-11, Coleman 1-5.

1979 AFC PLAYOFF

PITTSBURGH 34, MIAMI 14
December 30, 1979

Three Rivers Stadium
Pittsburgh, PA

Launching a drive to their fourth Super Bowl title in six years, the Pittsburgh Steelers scored touchdowns on their first three possessions and coasted to a 34-14 victory at Three Rivers Stadium. Miami managed only 25 yards rushing against the Steel Curtain and was stopped twice in the second quarter after achieving a first down inside the Steeler 10-yard line. The Dolphins got as close as 20-7 with a seven-yard TD pass from Bob Griese to Duriel Harris in the third period, but Pittsburgh responded with a 69-yard TD drive. The Steelers marched 62, 62 and 56 yards for their first-quarter scores when quarterback Terry Bradshaw completed 8 of 10 passes, including touchdowns to John Stallworth and Lynn Swann, who was standing alone in the end zone. Don Strock directed a 13-play, 76-yard TD drive after relieving Griese in the fourth quarter.

MIAMI	0	0	7	7	-	14
PITTSBURGH	20	0	7	7	-	34

P - Thornton, 1 run (Bahr kick)	13/62	1-7:02
P - Stallworth, 17 pass from Bradshaw (kick blocked)	9/62	1-11:03
P - Swann, 20 pass from Bradshaw (Bahr kick)	6/56	1-14:09
M - Harris, 7 pass from Griese (von Schamann kick)	2/11	3-3:55
P - Bleier, 1 run (Bahr kick)	12/69	3-8:58
P - Harris, 5 run (Bahr kick)	9/43	4-5:56
M - Csonka, 1 run (von Schamann kick)	13/76	4-11:53

ATT. - 50,214

	Miami	Pittsburgh
First Downs/Total-Rush.-Pass.-Pen.	16-2-11-3	27-14-12-1
Total Yards-Plays-Average	249-65-3.8	379-72-5.3
Rushes-Yards-Average	22-25-1.1	40-159-3.9
Net Yards Passing-Times Thrown-Yards Lost	224-3-19	220-1-10
Passes Attempted-Completed-Intercepted	40-22-2	31-21-0
Punts/Number-Average	4-36.3	2-29.5
Penalties/Number-Yards	4-35	8-41
Fumbles/Number-Lost	0-0	3-3

INDIVIDUAL STATISTICS

RUSHING - Miami: Csonka 10-20, Davis 2-12, Griese 1-1, Williams 8-1, Roberts 1-(-9).
Pittsburgh: Harris 21-83, Thornton 12-52, Hawthorne 2-15, Bleier 4-13, Anderson 1-(-4).
PASSING - Miami: Griese 26-14-1, 118 yards, 1 TD; Strock 14-8-1, 125 yards, 0 TDs.
Pittsburgh: Bradshaw 31-21-0, 230 yards, 2 TDs.
RECEIVING - Miami: Williams 6-26, Moore 5-93, Harris 3-61, Nathan 3-27, Davis 2-24, Hardy 2-12, Torrey 1-0.
Pittsburgh: Stallworth 6-86, Harris 5-32, Smith 4-41, Swann 3-37, Thornton 3-34.

1981 AFC PLAYOFF

SAN DIEGO 41, MIAMI 38 (OT)
January 2, 1982

Orange Bowl
Miami, FL

A record-setting showcase of the passing game resulted in NFL playoff marks for most points (79), most total yards (1,036) and most drama as the San Diego Chargers outlasted the Dolphins 41-38 in overtime. "The Miracle That Died" was the Miami Herald headline after the Dolphins rallied behind reserve quarterback Don Strock to overcome a 24-point deficit. Strock completed 29 of 43 passes for 403 yards and four touchdowns, spurring the Dolphins to a 38-31 lead. A

241

12-yard sweep by Tony Nathan on the first play of the fourth quarter put the Dolphins on top. But Charger quarterback Dan Fouts, who passed for an NFL record 4,802 yards during the season, led an 82-yard drive capped by a 9-yard pass to James Brooks to tie the game with 58 seconds remaining. Five players had more than 100 yards in receptions, topped by Charger tight end Kellen Winslow with 13 catches for 166 yards. Fouts, who finished with 433 yards on 33 of 53 marksmanship, hooked up with Charlie Joiner for 39 yards to the Dolphin 10-yard line. Rolf Benirschke then kicked a 29-yard field goal to end the struggle after 13:52 of overtime. Benirschke had missed a 27-yard attempt eight minutes earlier, and Miami's Uwe von Schamann had two attempts blocked — a 43-yarder on the last play of regulation and a 35-yarder after 11:27 of overtime. It was the first game in NFL history in which two quarterbacks passed for more than 400 yards.

SAN DIEGO	24	0	7	7	3	-	41
MIAMI	0	17	14	7	0	-	38

SD — FG Benirschke 32	9/64	1-	5:11
SD — Chandler, 56 punt return (Benirschke kick)		1-	7:36
SD — Muncie, 1 run (Benirschke kick)	7/29	1-	11:02
SD — Brooks, 8 pass from Fouts (Benirschke kick)	3/11	1-	13:29
M — FG von Schamann 34	10/63	2-	6:29
M — Rose, 1 pass from Strock (von Schamann kick)	7/39	2-	12:15
M — Nathan, 25 run after lateral from Harris who caught 15 pass from Strock (von Schamann kick)	4/63	2-	15:00
M — Rose, 15 pass from Strock (von Schamann kick)	8/74	3-	4:10
SD — Winslow, 25 pass from Fouts (Benirschke kick)	6/60	3-	10:45
M — Hardy, 50 pass from Strock (von Schamann kick)	6/83	3-	13:32
M — Nathan, 12 run (von Schamann kick)	2/15	4-	0:07
SD — Brooks, 9 pass from Fouts (Benirschke kick)	10/82	4-	14:02
SD — FG Benirschke 29	6/74	OT-	13:52

ATT. — 73,735

First Downs/Total-Rush.-Pass.-Pen.	San Diego	Miami
Total Yards-Plays-Average	34-10-21-3	25-3-21-1
Rushes-Yards-Average	564-85-6.6	472-79-6.0
Net Yards Passing-Times Thrown-Yards Lost	29-149-5.1	28-78-2.8
Passes Attempted-Completed-Intercepted	415-2-18	394-3-29
Punts/Number-Average	54-33-1	48-31-2
Penalties/Number-Yards	4-40.3	5-42.0
Fumbles/Number-Lost	9-55	7-50
	3-3	2-1

INDIVIDUAL STATISTICS

RUSHING — Miami: Nathan 14-48, Woodley 1-10, Hill 3-8, Vigorito 1-6, Franklin 9-6.
 San Diego: Muncie 24-120, Brooks 3-19, Fouts 2-10.
PASSING — Miami: Strock 43-29-1, 403 yards, 4 TDs; Woodley 5-2-1, 20 yards, 0 TDs.
 San Diego: Fouts 53-33-1, 433 yards, 3 TDs; Muncie 1-0-0, 0 yards, 0 TDs.
RECEIVING — Miami: Nathan 9-114, Harris 6-106, Hardy 5-89, Rose 4-37, Cefalo 3-62, Vigorito 2-12, Hill 2-3.
 San Diego: Winslow 13-166, Joiner 7-108, Chandler 6-106, Brooks 4-31, Muncie 2-5, Scales 1-17.

1982 AFC PLAYOFF (first round)

MIAMI 28, NEW ENGLAND 13
 January 8, 1983

Orange Bowl
 Miami, FL

For the first time in nine years, the Miami Dolphins won a playoff game, defeating the New England Patriots 28-13. Dolphin QB David Woodley had one of his finest games, completing 16 of 19 passes for 246 yards and two TDs. He was a perfect 8-8 in the second half. The Dolphins had not experienced a playoff win since January 13, 1974, when they downed Minnesota in Super Bowl VIII. The Dolphins took command in the second quarter, putting together back-to-back TD drives of 76 and 79 yards that turned a 3-0 deficit into a 14-3 halftime advantage. The four Miami TDs came on a pair of two-yard passes from David Woodley to tight end Bruce Hardy, a one-yard run by Andra Franklin and Woody Bennett's two-yard burst up the middle. Franklin finished with 112 yards on 26 carries, but lost the ball three times on fumbles. Two of those fumbles resulted in John Smith field goals of 23 and 42 yards for New England.

NEW ENGLAND	0	3	3	7	-	13
MIAMI	0	14	7	7	-	28

NE — FG Smith 23	8/24	2-	3:07
M — Hardy, 2 pass from Woodley (von Schamann kick)	9/76	2-	8:24
M — Franklin, 1 run (von Schamann kick)	9/79	2-	12:52
NE — FG Smith 42	8/38	3-	7:56

242

M — Bennett, 2 run (von Schamann kick)	11/74	3-	13:59
M — Hardy, 2 pass from Woodley (von Schamann kick)	8/62	4-	6:05
NE — Hasselbeck, 22 pass from Grogan (Smith kick)	6/80	4-	9:38

ATT. — 68,842

	New England	Miami
First Downs/Total-Rush.-Pass.-Pen.	14-6-8-0	27-12-14-1
Total Yards-Plays-Average	237-52-4.6	448-66-6.8
Rushes-Yards-Average	18-77-4.3	45-214-4.8
Net Yards Passing-Times Thrown-Yards Lost	160-4-29	234-2-12
Passes Attempted-Completed-Intercepted	30-16-2	19-16-0
Punts/Number-Average	5-43.6	1-51.0
Penalties/Number-Yards	4-27	2-15
Fumbles/Number-Lost	1-1	3-3

INDIVIDUAL STATISTICS

RUSHING — Miami: Franklin 26-112, Nathan 12-71, Woodley 1-16, Bennett 5-10, Vigorito 1-5.
 New England: van Eeghen 9-40, Collins 7-35, Tatupu 1-4, Morgan 1-(-2).
PASSING — Miami: Woodley 19-16-0, 246 yards, 2 TDs.
 New England: Grogan 30-16-2, 189 yards, 1 TD.
RECEIVING — Miami: Nathan 5-68, Hardy 3-23, Rose 2-47, Vigorito 2-40, Cefalo 2-27, Harris 1-36, Diana 1-5.
 New England: Hasselbeck 7-87, Dawson 4-49, Collins 1-17, Toler 1-16, Brown 1-8, Johnson 1-7, van Eeghen 1-5.

1982 AFC PLAYOFF (second round)

MIAMI 34, SAN DIEGO 13
 January 16, 1983

Orange Bowl
 Miami, FL

The Dolphins, on their way to a five-game victory roll, choked off the famed Charger offense and won 34-13. The Dolphin defense stopped the San Diego offense, holding it to a total of 247 yards — 203 yards below its league-leading average — while holding the Chargers scoreless in the second half. Dolphin defenders intercepted QB Dan Fouts five times, sacked him three times and held the Chargers to 15 completions for 191 yards — their lowest output since a January, 1982, playoff game in the ice at Cincinnati. The Dolphin offense kept Fouts and Company on the sideline by utilizing ball control that produced 80 plays to San Diego's 54 and an overwhelming time of possession advantage; the Dolphins had the ball for 40:46 to the Chargers' 19:14. Dolphin QB David Woodley guided his team to a 214-yard ground attack while connecting on 17-22 passes for 195 yards and two TDs. Woodley opened the scoring with a three-yard pass to Nat Moore in the first quarter and made it 14-0 by directing Miami 89 yards on 13 plays. Charger kickoff returner Hank Bauer fumbled a kickoff which was recovered by Uwe von Schamann at the Charger 23-yard line. Seven plays later, Woodley hit tight end Ronnie Lee on a six-yard look-in pass for the score. On the next kickoff, Dolphin rookie Rich Diana recovered a fumble by the Chargers' James Brooks, but this time Miami had to settle for a 29-yard von Schamann field goal. The Chargers scored two late TDs, one on a 28-yard pass from Fouts to Charlie Joiner and the other on Chuck Muncie's one-yard dive that ended the San Diego scoring. Von Schamann added a second field goal shortly before the end of the first half and Woodley scored on a seven-yard QB draw early in the fourth quarter.

SAN DIEGO	0	13	0	0	-	13
MIAMI	7	20	0	7	-	34

M — Moore, 3 pass from Woodley (von Schamann kick)	5/26	1-	6:52
M — Franklin, 3 run (von Schamann kick)	13/89	2-	1:28
M — Lee, 6 pass from Woodley (von Schamann kick)	7/23	2-	4:31
M — FG von Schamann 24	7/30	2-	7:15
SD — Joiner, 28 pass from Fouts (kick failed)	3/28	2-	11:14
M — FG von Schamann 23	7/70	2-	13:55
SD — Muncie, 1 run (Benirschke kick)	5/76	2-	14:38
M — Woodley, 7 run (von Schamann kick)	8/62	4-	0:42

ATT. — 71,383

	San Diego	Miami
First Downs/Total-Rush.-Pass.-Pen.	17-5-9-3	29-15-11-3
Total Yards-Plays-Average	247-54-4.6	413-80-5.2
Rushes-Yards-Average	17-79-4.6	56-214-3.8
Net Yards Passing-Times Thrown-Yards Lost	168-3-23	199-1-16
Passes Attempted-Completed-Intercepted	34-15-5	23-18-1
Punts/Number-Average	4-41.3	3-40.3
Penalties/Number-Yards	7-62	6-70
Fumbles/Number-Lost	3-2	2-1

INDIVIDUAL STATISTICS

RUSHING — Miami: Franklin 23-96, Nathan 19-83, Woodley 3-14, Bennett 7-14, Orosz 1-11, Vigorito 1-2, Jensen 2-(-6).
 San Diego: Muncie 11-62, Brooks 3-9, Fouts 2-3, Capelletti 1-5.

243

PASSING — Miami: Woodley 22-17-1, 195 yards, 2 TDs; Nathan 1-1-0, 20 yards, 0 TDs.
 San Diego: Fouts 34-15-5, 191 yards, 1 TD.
RECEIVING — Miami: Nathan 8-55, Hardy 3-45, Cefalo 2-69, Vigorito 2-22, Harris 1-15, Lee 1-6, Moore 1-3.
 San Diego: Muncie 6-53, Chandler 2-38, Brooks 2-25, Sievers 2-21, Joiner 1-28, Winslow 1-18, Holohan 1-8.

1982 AFC CHAMPIONSHIP

MIAMI 14, N.Y. JETS 0
 January 23, 1983

Orange Bowl
 Miami, FL

For the third time in as many games the Miami Dolphins defeated the New York Jets, this time on a rainy, mud-soaked Orange Bowl field. The Dolphins set an AFC Championship Game record by holding the Jets to 139 total yards. A.J. Duhe set an AFC playoff record with three interceptions, including one he returned for a 35-yard TD. The Dolphins set an NFL record by being the first team to have defeated the same team three times in a season — two times during the regular season and once in a playoff game. On nine occasions since the AFL-NFL merger, teams had met three times in a season — but no team had won all three games. Before a crowd of 67,396, the Dolphins' Woody Bennett rumbled seven yards up the middle to score the only points the Dolphins would need. That came in the third quarter after the teams had trudged through a scoreless first half on the soggy Prescription Athletic Turf.

N.Y. JETS	0	0	0	0	—	0
MIAMI	0	0	7	7	—	14

M — Bennett, 7 run (von Schamann kick) 7/48 3- 2:05
M — Duhe, 35 interception return (von Schamann kick) 4- 2:08

ATT. — 67,396

	N.Y. Jets	Miami
First Downs/Total-Rush.-Pass.-Pen.	10-2-6-2	13-7-5-1
Total Yards-Plays-Average	139-65-2.1	198-66-3.0
Rushes-Yards-Average	24-62-2.6	41-138-3.4
Net Yards Passing-Times Thrown-Yards Lost	77-4-26	60-4-27
Passes Attempted-Completed-Intercepted	37-15-5	21-9-3
Punts/Number-Average	10-35.7	10-33.3
Penalties/Number-Yards	6-42	3-15
Fumbles/Number-Lost	1-0	3-1

INDIVIDUAL STATISTICS

RUSHING — Miami: Woodley 8-46, Franklin 13-44, Nathan 7-24, Bennett 13-24.
 N.Y. Jets: McNeil 17-46, Todd 4-10, Augustyniak 2-5, Dierking 1-1.
PASSING — Miami: Woodley 21-9-3, 87 yards, 0 TDs.
 N.Y. Jets: Todd 37-15-5, 103 yards, 0 TDs.
RECEIVING — Miami: Vigorito 3-29, Harris 2-28, Nathan 2-4, Rose 1-20, Lee 1-6.
 N.Y. Jets: Harper 4-14, Jones 3-35, Barkum 2-20, Augustyniak 2-12, McNeil 1-9, Gaffney 1-7, Dierking 1-6, Walker 1-0.

SUPER BOWL XVII

WASHINGTON 27, MIAMI 17
 January 30, 1983

Rose Bowl
 Pasadena, CA

The Washington Redskins, behind the power running of John Riggins, came from behind to win Super Bowl XVII in the famed Rose Bowl, beating Miami 27-17. Before the second-largest crowd for a Super Bowl — 103,667 fans — the Redskins took the lead for the first time with a little more than 10 minutes left on the clock. The game was marked by a Super Bowl record performance by Fulton Walker, who returned four kickoffs 190 yards, including a 98-yard TD that gave Miami a 17-10 halftime lead. It was the first kickoff returned for a TD in Super Bowl history and the longest kickoff return in playoff history. Riggins ran up 166 yards on 38 carries, both Super Bowl records. On a short-yardage play — fourth-and-one from the Redskin 43 with 10:01 to play — Riggins broke a tackle and scored on a 43-yard run. Riggins accounted for 181 total yards, five more yards than the entire Miami offense could manage in the game. In the first quarter, Miami jumped to a quick lead with a 76-yard David Woodley to Jimmy Cefalo pass for a TD.

MIAMI	7	10	0	0	—	17
WASHINGTON	0	10	3	14	—	27

M — Cefalo, 76 pass from Woodley (von Schamann kick) 2/80 1-6:49
W — FG Moseley 31 7/32 2-0:21
M — FG von Schamann 20 13/50 2-9:00
W — Garrett, 4 pass from Theismann (Moseley kick) 11/80 2-13:09

244

M — Walker, 98 kickoff return (von Schamann kick) 2-13:22
W — FG Moseley 20 6/61 3-6:51
W — Riggins, 43 run (Moseley kick) 4/52 4-4:59
W — Brown, 6 pass from Theismann (Moseley kick) 12/41 4-13:05

ATT. — 103,667

	Miami	Washington
First Downs/Total-Rush.-Pass.-Pen.	9-7-2-0	24-14-9-1
Total Yards-Plays-Average	176-47-3.7	400-78-5.1
Rushes-Yards-Average	29-96-3.3	52-276-5.3
Net Yards Passing-Times Thrown-Yards Lost	80-1-17	124-3-19
Passes Attempted-Completed-Intercepted	17-4-1	23-15-2
Punts/Number-Average	6-37.8	4-42.0
Penalties/Number-Yards	4-55	5-36
Fumbles/Number-Lost	2-1	0-0

INDIVIDUAL STATISTICS

RUSHING — Miami: Franklin 16-49, Nathan 7-26, Woodley 4-16, Vigorito 1-4, Harris 1-1.
 Washington: Riggins 38-166, Garrett 1-44, Harmon 9-40, Theismann 3-20, Walker 1-6.
PASSING — Miami: Woodley 14-4-1, 97 yards, 1 TD; Strock 3-0-0, 0 yards, 0 TDs.
 Washington: Theismann 23-15-2, 143 yards, 2 TDs.
RECEIVING — Miami: Cefalo 2-82, Harris 2-15.
 Washington: Brown 6-60, Warren 5-28, Garrett 2-13, Walker 1-27, Riggins 1-15.

1983 AFC PLAYOFF

SEATTLE 27, MIAMI 20
 December 31, 1983

Orange Bowl
 Miami, FL

The Miami Dolphins saw their season end on a sour note as they lost a 27-20 decision to the Seattle Seahawks in the first round of the AFC playoffs. Before 71,032 fans in the Orange Bowl, Dolphin rookie quarterback Dan Marino returned from his December 4 knee injury. On their second possession, the Dolphins launched a 12-play, 80-yard drive ending with a 19-yard TD pass from Marino to tight end Dan Johnson (PAT missed). A 59-yard return by Zachary Dixon on the ensuing kickoff led to a six-yard scoring toss from Seattle's Dave Krieg to Cullen Bryant with the extra point, giving the Seahawks a one point lead. Miami immediately retaliated, using a 17-yard Marino to Mark Duper hook-up to pave the way for a 32-yard circus catch by Duper for the touchdown. Early in the third quarter, a David Overstreet fumble in Seattle territory set the Seahawks up for a 55-yard TD march featuring a 28-yard completion from Krieg to Paul Johns, and culminating in a one-yard run by Curt Warner. Norm Johnson's 27-yard field goal early in the fourth quarter gave Seattle a 17-13 lead. The Dolphins managed to regain the lead at 20-17 following a Gerald Small interception (18-yard return) and Woody Bennett's two-yard run with only 3:43 remaining. However, the lead was shortlived as the Seahawks came right back to score on Warner's short run following a pair of Krieg to Steve Largent completions for a total of 56 yards. Miami's Fulton Walker then fumbled the Seattle kickoff, thus leading to a 37-yard Johnson field goal. Another Walker kickoff fumble iced the game for the Seahawks, who were participating in the playoffs for the first time in their eight-year history.

SEATTLE	0	7	7	13	—	27
MIAMI	0	13	0	7	—	20

M — Johnson, 19 pass from Marino (kick failed) 12/80 2- 2:23
S — C. Bryant, 6 pass from Krieg (N. Johnson kick) 6/38 2- 5:41
M — Duper, 32 pass from Marino (von Schamann kick) 7/74 2- 9:17
S — Warner, 1 run (N. Johnson kick) 8/55 3- 8:34
S — FG N. Johnson 27 9/40 4- 4:18
M — Bennett, 2 run (von Schamann kick) 3/16 4-11:17
S — Warner, 2 run (N. Johnson kick) 5/66 4-13:12
S — FG N. Johnson 3 4/8 4-13:45

ATT. — 71,032

	Seattle	Miami
First Downs/Total-Rush.-Pass.-Pen.	21-12-9-0	21-9-11-1
Total Yards-Plays-Average	334-72-4.6	321-56-5.7
Rushes-Yards-Average	42-151-3.6	30-128-4.3
Net Yards Passing-Times Thrown-Yards Lost	183-1-9	193-0-0
Passes Attempted-Completed-Intercepted	29-15-1	26-15-2
Punts/Number-Average	4-38.0	4-35.5
Penalties/Number-Yards	2-15	5-30
Fumbles/Number-Lost	0-0	3-3

INDIVIDUAL STATISTICS

RUSHING — Miami: Overstreet 9-50, Bennett 7-31, Franklin 6-28, Nathan 8-19.
 Seattle: Warner 29-113, C. Bryant 5-22, Hughes 4-21, Krieg 4-(-5).
PASSING — Miami: Marino 25-15-2, 193 yards, 2 TDs; Clayton 1-0-0, 0 yards, 0 TDs.
 Seattle: Krieg 28-15-1, 192 yards, 1 TD; Zorn 1-0-0, 0 yards, 0 TDs.

245

RECEIVING — Miami: Duper 9-117, Johnson 2-29, Moore 2-26, Rose 1-15, Nathan 1-6.
Seattle: Warner 5-38, Johns 4-60, Largent 2-56, Doomink 2-26, C. Bryant 2-12.

1984 AFC PLAYOFF

MIAMI 31, SEATTLE 10
December 29, 1984

Orange Bowl
Miami, FL

The Miami Dolphins, led by quarterback Dan Marino's three touchdown passes and a defense that shut out the opposition in three of four quarters, defeated the Seattle Seahawks 31-10 before 73,469 fans in the Orange Bowl. The Dolphins moved in front on their second possession and stayed there. Running back Tony Nathan keyed the 68-yard drive by gaining 38 yards on four carries, including the touchdown on a 14-yard run. A 26-yard Marino to Mark Clayton completion was the long play of the scoring march. A 32-yard interception return by Seattle's John Harris and a 25-yard pass from Dave Krieg to Steve Largent paved the way for Norm Johnson's 27-yard field goal that cut Miami's lead to 7-3. The Dolphins, however, came right back to score on their next series as a 20-yard reception by Woody Bennett preceded Marino's 34-yard scoring hook-up with Jimmy Cefalo. The Seahawks made it 14-10 at halftime when Largent scored on a 56-yard catch-and-run play. After Miami's defense had stopped Seattle on the Dolphin 24-yard line to open the second half, the Dolphins embarked on a 13-play, 76-yard TD drive that included a Bruce Hardy touchdown catch from three yards out. After the Seahawks' Jeff West managed just a seven-yard punt, Clayton made an acrobatic catch on a tipped ball in the end zone for a 33-yard TD. Miami closed out the scoring on Uwe von Schamann's 37-yard field goal in a drive that featured a 32-yard Marino to Hardy pass.

SEATTLE	0	10	0	0	-	10
MIAMI	7	7	14	3	-	31

M	Nathan, 14 run (von Schamann kick)	8/68	1-10:51
S	FG Johnson 27	7/29	2- 1:24
M	Cefalo, 34 pass from Marino (von Schamann kick)	4/60	2- 4:07
S	Largent, 56 pass from Krieg (Johnson kick)	4/70	2-11:37
M	Hardy, 3 pass from Marino (von Schamann kick)	13/76	3-10:35
M	Clayton, 33 pass from Marino (von Schamann kick)	2/33	3-12:35
M	FG von Schamann 37	8/69	4- 3:32

ATT. — 73,469

First Downs/Total-Rush.-Pass.-Pen.	Seattle	Miami
	8-2-6-0	22-8-12-2
Total Yards-Plays-Average	267-55-4.9	405-70-5.8
Rushes-Yards-Average	18-51-2.8	36-143-4.0
Net Yards Passing-Times Thrown-Yards Lost	216-2-18	262-0-0
Passes Attempted-Completed-Intercepted	35-20-0	34-21-2
Punts/Number-Average	7-37.0	3-37.0
Penalties/Number-Yards	4-20	1-5
Fumbles/Number-Lost	1-1	0-0

INDIVIDUAL STATISTICS

RUSHING—Miami: Nathan 18-76, Bennett 11-41, P. Johnson 6-22, Carter 1-4.
Seattle: Doomink 10-35, Hughes 7-14, Krieg 1-2.
PASSING—Miami: Marino 34-21-2, 262 yards, 3 TDs.
Seattle: Krieg 35-20-0, 234 yards, 1 TD.
RECEIVING—Miami: Clayton 5-75, Nathan 4-20, Hardy 3-48, Duper 3-32, Cefalo 2-43, Moore 2-11, Bennett 1-20, Rose 1-13.
Seattle: Largent 6-128, Doomink 6-23, Turner 3-38, Skansi 2-31, Hughes 1-8, C. Young 1-5, Krieg 1-1.

1984 AFC CHAMPIONSHIP

MIAMI 45, PITTSBURGH 28
January 6, 1985

Orange Bowl
Miami, FL

The Miami Dolphins, led by Dan Marino's 421 yards passing (four touchdowns) and Mark Duper's 148 yards receiving, advanced to Super Bowl XIX by defeating the Pittsburgh Steelers 45-28 in the AFC Championship Game before 76,029 fans in the Orange Bowl. The Dolphins scored on their first offensive series as they moved 67 yards in four plays following a William Judson interception, with the TD coming on a 40-yard pass from Marino to Mark Clayton. Pittsburgh's first score came on Rich Erenberg's seven-yard run that had been set up by Walter Abercrombie's 38 yards gained in the 66-yard march. A 26-yard Uwe von Schamann field goal preceded a 65-yard toss from the Steelers' Mark Malone to John Stallworth that gave Pittsburgh a 14-10 lead. The Dolphins then scored two TDs in the final 2:52 of the first half, the first score coming on a 41-yard reception by Duper. After Lyle Blackwood's interception, Marino hit TE Joe Rose for a 28-yard gain before Tony Nathan gave the Dolphins a 24-14 lead on a

246

two-yard run. Miami then scored on its first three second-half possessions, leading off with Marino's 36-yard scoring strike to Duper. The Steelers closed the gap to 31-21 on Malone's 19-yarder to Stallworth (33-yards) to Louis Lipps (in drive). Completions to Duper (41 yards), Nathan (20 yards) and Nat Moore (28 yards) then led to a one-yard TD dive by Woody Bennett. Moore then caught a six-yard touchdown pass before Wayne Capers closed out the scoring with a 29-yard TD reception.

PITTSBURGH	7	7	7	7	-	28
MIAMI	7	17	14	7	-	45

M	Clayton, 40 pass from Marino (von Schamann kick)	4/67	1- 7:15
P	Erenberg, 7 run (Anderson kick)	7/66	1-11:30
M	FG von Schamann 26	8/55	2- 5:56
P	Stallworth, 65 pass from Malone (von Schamann kick)	3/71	2-12:08
M	Duper, 41 pass from Marino (von Schamann kick)	5/77	2-13:30
M	Nathan, 2 run (von Schamann kick)	5/35	2-14:24
M	Duper, 36 pass from Malone (von Schamann kick)	4/78	3- 1:48
P	Stallworth, 19 pass from Malone (Anderson kick)	9/72	3- 7:05
M	Bennett, 1 run (von Schamann kick)	10/80	3-13:20
M	Moore, 6 pass from Marino (von Schamann kick)	9/66	4- 3:55
P	Capers, 29 pass from Malone (Anderson kick)	5/84	4-14:35

ATT. — 76,029

	Pittsburgh	Miami
First Downs/Total-Rush.-Pass.-Pen.	22-8-14-0	28-10-18-0
Total Yards-Plays-Average	455-68-6.7	569-71-8.0
Rushes-Yards-Average	32-143-4.5	38-134-3.5
Net Yards Passing-Times Thrown-Yards Lost	312-0-0	435-0-0
Passes Attempted-Completed-Intercepted	36-20-3	33-22-1
Punts/Number-Average	3-43.7	2-42.5
Penalties/Number-Yards	3-30	3-25
Fumbles/Number-Lost	2-1	1-1

INDIVIDUAL STATISTICS

RUSHING—Miami: Nathan 19-64, P. Johnson 10-39, Bennett 8-33, Strock 1-(-2).
Pittsburgh: Abercrombie 15-68, Pollard 11-48, Erenberg 6-27.
PASSING—Miami: Marino 32-21-1, 421 yards, 4 TDs; Nathan 1-1-0, 14 yards, 0 TDs.
Pittsburgh: Malone 36-20-3, 312 yards, 3 TDs.
RECEIVING—Miami: Nathan 8-114, Duper 5-148, Clayton 4-95, Moore 2-34, Hardy 2-16, Rose 1-28.
Pittsburgh: Erenberg 5-59, Stallworth 4-111, Lipps 3-45, Sweeney 3-42, Pollard 3-13, Capers 1-29, Abercrombie 1-13.

SUPER BOWL XIX

SAN FRANCISCO 38, MIAMI 16
January 20, 1985

Stanford Stadium
Palo Alto, CA

The Miami Dolphins, unable to score in the game's final two quarters, dropped a 38-16 decision to the San Francisco 49ers in Super Bowl XIX before 84,059 fans in Stanford Stadium. The Dolphins were outgained in the contest by a 537-314 margin with the 49ers maintaining possession for 37:11. Miami opened the scoring on its first possession as Uwe von Schamann converted a 37-yard field goal (key play — Dan Marino's 25-yard completion to Tony Nathan). San Francisco jumped ahead 7-3 when QB Joe Montana led the Niners on an eight-play, 78-yard drive that culminated in a 33-yard TD toss to Carl Monroe. The Dolphins scored their only touchdown of the game on their next series as two Marino completions to Mark Clayton (18, 13 yards) and a 21-yarder to Dan Johnson paved the way for Johnson's two-yard scoring catch. Touchdown runs of eight and two yards by Roger Craig and Montana's six-yard scamper gave San Francisco a 28-10 lead. Von Schamann then connected on field goals of 31 and 30 yards in the final 12 seconds of the first half to close the Dolphin deficit to 28-16. The 49ers upped their lead on their initial second-half possession on Ray Wersching's 27-yard field goal, before closing out the scoring on Craig's 16-yard scoring reception (key play — 40-yard Montana to Wendell Tyler pass play).

MIAMI	10	6	0	0	-	16
SAN FRANCISCO	7	21	10	0	-	38

M	FG von Schamann 37	7/45	1- 7:36
SF	Monroe, 33 pass from Montana (Wersching kick)	8/78	1-11:48
M	Johnson, 2 pass from Marino (von Schamann kick)	6/70	1-14:15
SF	Craig, 8 pass from Montana (Wersching kick)	4/47	2- 3:26
SF	Montana, 6 run (Wersching kick)	6/55	2- 8:02
SF	Craig, 2 run (Wersching kick)	9/52	2-12:55
M	FG von Schamann 31	12/72	2-14:48
M	FG von Schamann 30	1/0	2-15:00
SF	FG Wersching 27	10/43	3- 4:48
SF	Craig, 16 pass from Montana (Wersching kick)	5/70	3- 8:42

ATT. — 84,059

247

	Miami	San Francisco
First Downs/Total-Rush.-Pass.-Pen.	19-2-17-0	31-16-15-0
Total Yards-Plays-Average	314-63-5.0	537-76-7.1
Rushes-Yards-Average	9-25-2.8	40-211-5.3
Net Yards Passing-Times Thrown-Yards Lost	289-4-29	326-1-5
Passes Attempted-Completed-Intercepted	50-29-2	35-24-0
Punts/Number-Average	6-39.3	3-32.7
Penalties/Number-Yards	1-10	2-10
Fumbles/Number-Lost	1-0	2-2

INDIVIDUAL STATISTICS

RUSHING — Miami: Nathan 5-18, Bennett 3-7, Marino 1-0.
San Francisco: Tyler 13-65, Montana 5-59, Craig 15-58, Harmon 5-20, Solomon 1-5, Cooper 1-4.

PASSING — Miami: Marino 50-29-2, 318 yards, 1 TD.
San Francisco: Montana 35-24-0, 331 yards, 3 TDs.

RECEIVING — Miami: Nathan 10-83, Clayton 6-92, Rose 6-73, Johnson 3-28, Moore 2-17, Cefalo 1-14, Duper 1-11.
San Francisco: Craig 8-82, Clark 5-72, Francis 5-60, Tyler 4-70, Monroe 1-33, Solomon 1-14.

1985 AFC PLAYOFF

MIAMI 24, CLEVELAND 21
January 4, 1986

Orange Bowl
Miami, FL

Most people had not given them much of a chance to win, but the 8-8 Cleveland Browns nearly upset the 12-4 Dolphins in the Orange Bowl. It would take two Ron Davenport touchdowns in the final 17 minutes to send Miami to a 24-21 victory and the AFC Championship Game against New England the following week. Fuad Revez put the Dolphins on the board early with a 51-yard field goal on Miami's first drive of the game. But Cleveland came back to score 21 unanswered points, and held a 21-3 advantage midway through the third quarter. Cleveland rookie quarterback Bernie Kosar, who had played two college seasons in the Orange Bowl for the University of Miami, hit Ozzie Newsome with a 16-yard touchdown pass for the Browns' first points of the day. Earnest Byner (16-161) ran in from 21 yards out just before the half, and then he broke a 66-yard touchdown jaunt 3:38 into the second half. Just like that, the improbable began to look possible. Dan Marino connected with Nat Moore for a six-yard touchdown pass just over six minutes later and Miami had closed the margin to 21-10. Then it was time for Davenport (6-48) to show his stuff. First, he hit the hole for a 31-yard touchdown run late in the third period and then he closed the scoring and put Miami up for good, going over from one yard out with just 1:57 remaining in the game.

CLEVELAND	7	7	7	0	-	21
MIAMI	3	0	14	7	-	24

M	—	FG Revez 51				
C	—	Newsome, 16 pass from Kosar (Bahr kick)	5/25	1-	4:26	
C	—	Byner, 21 run (Bahr kick)	10/82	1-	13:36	
C	—	Byner, 66 run (Bahr kick)	8/55	2-	14:02	
M	—	N. Moore, 6 pass from Marino (Revez kick)	4/80	3-	3:38	
M	—	Davenport, 31 run (Revez kick)	13/74	3-	9:47	
M	—	Davenport, 1 run (Revez kick)	5/48	3-	13:19	
			9/73	4-	13:03	

ATT. — 75,128

	Cleveland	Miami
First Downs/Total-Rush.-Pass.-Pen.	17-11-5-1	20-6-13-1
Total Yards-Plays-Average	313-57-5.5	330-64-5.2
Rushes-Yards-Average	37-251-6.8	19-92-4.8
Net Yards Passing-Times Thrown-Yards Lost	62-1-4	238-0-0
Passes Attempted-Completed-Intercepted	19-10-1	45-25-1
Punts/Number-Average	6-37.2	5-41.6
Penalties/Number-Yards	6-49	2-20
Fumbles/Number-Lost	1-0	1-0

INDIVIDUAL STATISTICS

RUSHING — Miami: Davenport 6-48, Nathan 7-21, Bennett 4-17, Carter 2-6.
Cleveland: Byner 16-161, Mack 13-56, Dickey 6-28, Kosar 2-6.

PASSING — Miami: Marino 45-25-1, 238 yards, 1 TD.
Cleveland: Kosar 19-10-1, 66 yards, 1 TD.

RECEIVING — Miami: Nathan 10-101, Hardy 5-51, N. Moore 4-29, Johnson 2-17, Rose 1-17, Clayton 1-15, Bennett 1-6, Carter 1-2.
Cleveland: Byner 4-25, Newsome 2-22, Holt 2-2, Cl. Weathers 1-12, Fontenot 1-5.

AFC CHAMPIONSHIP

NEW ENGLAND 31, MIAMI 14
January 12, 1986

Orange Bowl
Miami, FL

The New England Patriots garnered a bid to their first Super Bowl by snapping an 18-game losing streak to the Dolphins in Miami with a 31-14 triumph at the Orange Bowl. The Patriots' only previous victory in Miami came in the first meeting between the two teams in 1966. New England backs Craig James (22-105) and Robert Weathers (16-87) combined for 192 yards rushing and quarterback Tony Eason was on target with a 10-12 performance for 71 yards as the Pats set up a Super Bowl date with the Chicago Bears. After New England got on the board first with a Tony Franklin 23-yard field goal, the Dolphins stormed back for their only lead of the afternoon when Dan Marino passed 10 yards to Dan Johnson early in the second quarter. Eason brought New England right back with three touchdown tosses, and the Pats led 24-7 after three quarters. Miami's last score of the day came early in the fourth quarter when Tony Nathan grabbed a 10-yard TD pass from Marino. New England fullback Mose Tatupu ended the game's scoring with a one-yard TD jaunt midway through the fourth quarter.

NEW ENGLAND	3	14	7	7	-	31
MIAMI	0	7	0	7	-	14

NE	—	FG Franklin 23				6/14	1-	6:40
M	—	Johnson, 10 pass from Marino (Revez kick)				11/80	2-	0:21
NE	—	Collins, 4 pass from Eason (Franklin kick)				8/66	2-	4:50
NE	—	D. Ramsey, 1 pass from Eason (Franklin kick)				7/36	2-	9:35
NE	—	Weathers, 2 pass from Eason (Franklin kick)				6/25	3-	3:02
M	—	Nathan, 10 pass from Marino (Revez kick)				1/10	4-	0:32
NE	—	Tatupu, 1 run (Franklin kick)				9/45	4-	7:26

ATT. — 74,978

	New England	Miami
First Downs/Total-Rush.-Pass.-Pen.	21-15-6-0	18-3-15-0
Total Yards-Plays-Average	326-71-4.6	302-62-4.9
Rushes-Yards-Average	59-255-4.3	13-68-5.2
Net Yards Passing-Times Thrown-Yards Lost	71-0-0	234-1-14
Passes Attempted-Completed-Intercepted	12-10-0	48-20-2
Punts/Number-Average	5-40.2	4-41.3
Penalties/Number-Yards	2-15	4-35
Fumbles/Number-Lost	2-2	5-4

INDIVIDUAL STATISTICS

RUSHING — Miami: Carter 6-56, Davenport 3-6, Nathan 2-4, Bennett 1-2, Marino 1-0.
New England: C. James 22-105, Weathers 16-87, Collins 12-61, Tatupu 6-9, Eason 3-(-7).

PASSING — Miami: Marino 48-20-2, 248 yards, 2 TDs.
New England: Eason: 12-10-0, 71 yards, 3 TDs.

RECEIVING — Miami: Nathan 5-57, Hardy 3-52, Duper 3-45, Clayton 3-41, Davenport 3-23, Johnson 1-10, N. Moore 1-10, Rose 1-10.
New England: D. Ramsey 3-18, Collins 3-15, Morgan 2-30, Tatupu 1-6, Weathers 1-2.



DOLPHIN HONORS

ALL-NFL (FIRST TEAM)

- Dick Anderson (safety) — AP 1972-73; Writers 1972-73; NEA 1972-74; PFW 1973.
 Bob Baumhower (defensive tackle) — SN 1981; AP 1983; PFW 1983.
 Doug Betters (defensive end) — AP 1983; NEA 1983; SN 1983; Writers 1983; PFW 1983.
 Larry Csonka (fullback) — AP 1971, 1973; PFW 1972-73; Writers 1971.
 Bob Griese (quarterback) — AP 1971, 1977; Writers 1971, 1977; NEA 1974-77; PFW 1971, 1977.
 Duriel Harris (kick returner) — PFW 1976.
 Bob Kuechenberg (guard) — NEA 1975; AP 1978; PFW 1978.
 Eric Laakso (tackle) — SN 1983.
 • Jim Langer (center) — AP 1974-75, 1977; Writers 1974-77; NEA 1974-77; PFW 1974-77.
 • Larry Little (guard) — Writers 1971-75, 1977; AP 1971-75; PFW 1971-73, 1975; NEA 1972-73.
 Dan Marino (quarterback) — AP 1984-86; Writers 1984-86; NEA 1984; PFW 1984-86; SN 1984-86.
 Nat Moore (wide receiver) — AP 1977; Writers 1977.
 Earl Morrall (quarterback) — AP 1972.
 Tony Nathan (kick returner) — AP 1979.
 Ed Newman (guard) — NEA 1982; AP 1984; PFW 1984.
 Fuad Reveiz (kicker) — PFW 1985.
 Reggie Roby (punter) — AP 1984; Writers 1984; NEA 1984; PFW 1984-85; SN 1984.
 Jake Scott (safety) — Writers 1973; AP 1973-74; PFW 1972, 1974.
 Bill Stanfill (defensive end) — AP 1972; Writers 1973; NEA 1973.
 Dwight Stephenson (center) — Writers 1983-86; NEA 1983-86; PFW 1983-86; AP 1984-86; SN 1984-86.
 Fulton Walker (kick returner) — Writers 1983; PFW 1983; SN 1983.
 Paul Warfield (wide receiver) — AP 1971, 1973; NEA 1971-72; Writers 1971; PFW 1971.
 • Garo Yepremian (kicker) — Writers 1971, 1973; AP 1971, 1973; PFW 1971, 1973; NEA 1973.
 Delvin Williams (running back) — AP 1978.

• All-NFL of the 1970s selected by Hall of Fame.

ALL-NFL (SECOND TEAM)*

- Dick Anderson (safety) — Writers 1973.
 Bob Baumhower (defensive tackle) — AP 1979, 1981-82, 1984; NEA 1981-82.
 Nick Buoniconti (linebacker) — AP 1972; Writers 1972; PFW 1973.
 Mark Clayton (wide receiver) — AP 1984.
 Larry Csonka (fullback) — AP 1972; Writers 1972; NEA 1973.
 Manny Fernandez (defensive tackle) — NEA 1973.
 Tim Foley (safety) — NEA 1979.
 Bob Kuechenberg (guard) — Writers 1975; NEA 1977-78.
 Jim Langer (center) — PFW 1973; AP 1976; NEA 1978.
 Larry Little (guard) — NEA 1975, 1978; AP 1977-78.
 Dan Marino (quarterback) — AP 1983; NEA 1985-86.
 Earl Morrall (quarterback) — NEA 1972.
 Ed Newman (guard) — AP 1981-83; NEA 1981, 1983.
 John Offerdahl (linebacker) — AP 1986.
 Reggie Roby (punter) — NEA 1985.
 Jake Scott (safety) — Writers 1972, 1975; AP 1972; NEA 1972-73.
 Bill Stanfill (defensive end) — Writers 1974; NEA 1974; PFW 1973.
 Dwight Stephenson (center) — AP 1983.
 Uwe von Schamann (kicker) — AP 1982.
 Paul Warfield (wide receiver) — AP 1972; Writers 1973; NEA 1973; PFW 1973.
 Delvin Williams (running back) — NEA 1978.

*Writers discontinued Second Team in 1976

ALL-AFC SELECTIONS*

- Dick Anderson (safety) — AP 1972-73; UPI 1972-73; SN 1972-74; PFW 1973.
 Bob Baumhower (defensive tackle) — SN 1979; PFW 1979, 1981, 1983; UPI 1981-83.

- Doug Betters (defensive end) — UPI 1983; PFW 1983.
 Nick Buoniconti (linebacker) — AP 1972.
 Mark Clayton (wide receiver) — PFW 1984; UPI 1985.
 Larry Csonka (fullback) — PFW 1970, 1973; AP 1972-73; UPI 1971-73; SN 1971-73.
 Vern Den Herder (defensive end) — AP 1972.
 A.J. Duhe (linebacker) — UPI 1981.
 Mark Duper (wide receiver) — UPI 1984.
 Norm Evans (tackle) — AP 1973; SN 1974.
 Manny Fernandez (defensive tackle) — SN 1971.
 Roy Foster (guard) — UPI 1985-86; PFW 1986.
 Bob Griese (quarterback) — SN 1970-71, 1973; AP 1971; UPI 1971, 1977; PFW 1971, 1977.
 Duriel Harris (kick returner) — PFW 1976.
 Bob Kuechenberg (guard) — PFW 1974, 1978; SN 1975, 1978 (tackle).
 Jim Langer (center) — PFW 1973-77; AP 1974-76; UPI 1973-77; SN 1973-77.
 Larry Little (guard) — AP 1971-75; UPI 1971-75; SN 1971-74; PFW 1971, 1973, 1975.
 Dan Marino (quarterback) — UPI 1983-86; PFW 1983-86.
 Nat Moore (wide receiver) — PFW 1977; SN 1977; UPI 1977.
 Earl Morrall (quarterback) — AP 1972; SN 1972.
 Tony Nathan (punt returner) — SN 1979.
 Ed Newman (guard) — UPI 1982-84; PFW 1984.
 John Offerdahl (linebacker) — UPI 1986; PFW 1986.
 Reggie Roby (punter) — UPI 1984-85; PFW 1984-85.
 Jake Scott (safety) — FN 1970; AP 1971-75; UPI 1971-73, 1975; SN 1972-73, 1975; PFW 1974.
 Bill Stanfill (defensive end) — UPI 1971-74; AP 1972-74; SN 1972-74; PFW 1973.
 Dwight Stephenson (center) — UPI 1983-86; PFW 1983-86.
 Fulton Walker (kick returner) — PFW 1983.
 Paul Warfield (wide receiver) — AP 1971-73; UPI 1971, 1973; SN 1970-73; PFW 1971, 1973-74.
 Delvin Williams (running back) — UPI 1978; SN 1978; PFW 1978.
 Garo Yepremian (kicker) — PFW 1971, 1973; SN 1971, 1973; AP 1973.

*Only UPI and PFW continue to choose All-AFC

KEY TO AWARDS

AP — Associated Press; UPI — United Press International; NEA — Newspaper Enterprise Association; SN — Sporting News; PFW — Pro Football Weekly; Writers — Pro Football Writers.

PRO BOWL SELECTIONS

(Starters Capitalized)

- 1970 — RB Larry Csonka, QB Bob Griese, WR Paul Warfield.
 1971 — RB LARRY CSONKA, QB BOB GRIESE, G Larry Little, RB Mercury Morris, S Jake Scott (dnp), DE Bill Stanfill, WR PAUL WARFIELD.
 1972 — S Dick Anderson, LB Nick Buoniconti (dnp), RB Larry Csonka (dnp), T Norm Evans, G LARRY LITTLE, RB Mercury Morris, S JAKE SCOTT, DE Bill Stanfill (dnp), WR Paul Warfield (dnp).
 1973 — S DICK ANDERSON, LB Nick Buoniconti, RB Larry Csonka (dnp), QB Bob Griese, C JIM LANGER, G LARRY LITTLE, T Wayne Moore (dnp), RB Mercury Morris (dnp), S JAKE SCOTT, DE Bill Stanfill (dnp), WR Paul Warfield (dnp), K GARO YEPREMIAN.
 1974 — S DICK ANDERSON, RB Larry Csonka, T Norm Evans, QB Bob Griese, G Bob Kuechenberg, C JIM LANGER, G LARRY LITTLE, DE BILL STANFILL, S Jake Scott (dnp), WR Paul Warfield.
 1975 — G BOB KUECHENBERG, C JIM LANGER, S JAKE SCOTT.
 1976 — C JIM LANGER.
 1977 — QB BOB GRIESE, G Bob Kuechenberg, C JIM LANGER, WR NAT MOORE.
 1978 — QB Bob Griese, G Bob Kuechenberg, C Jim Langer, RB DELVIN WILLIAMS, K GARO YEPREMIAN.
 1979 — DT BOB BAUMHOWER, LB Kim Bokamper, S Tim Foley.
 1980 — NO SELECTIONS.
 1981 — DT BOB BAUMHOWER, G Ed Newman.
 1982 — DT BOB BAUMHOWER, RB Andra Franklin, G Ed Newman (dnp), G Bob Kuechenberg*, C Dwight Stephenson.
 1983 — DT BOB BAUMHOWER, DE DOUG BETTERS, WR Mark Duper, G Bob Kuechenberg#, QB DAN MARINO (dnp), G ED NEWMAN, C DWIGHT STEPHENSON.
 1984 — DT Bob Baumhower (dnp), WR Mark Clayton, LB A.J. Duhe, WR MARK DUPER, QB DAN MARINO, G ED NEWMAN, P REGGIE ROBY, C DWIGHT STEPHENSON.

1985 — WR Mark Clayton, G Roy Foster, QB DAN MARINO (dnp), C DWIGHT STEPHENSON.

1986 — WR Mark Clayton†, WR Mark Duper (dnp), G Roy Foster, QB DAN MARINO (dnp), LB JOHN OFFERDAHL, C DWIGHT STEPHENSON (dnp).

* Replaced injured Ed Newman

Replaced injured John Hannah

† Replaced injured Mark Duper

TOMMY FITZGERALD AWARD

(outstanding rookie in training camp)

1969 — CB Lloyd Mumphord	1978 — CB Gerald Small
1970 — LB Mike Kolen	1979 — K Uwe von Schamann
1971 — WR Otto Stowe	1980 — CB Don McNeal
1972 — S Charlie Babb	1981 — RB Tom Vigorito
1973 — WR Bo Rather	1982 — LB Charles Bowser
1974 — WR Nat Moore	1983 — QB Dan Marino
1975 — S Barry Hill	1984 — RB Joe Carter
1976 — LB Larry Gordon	1985 — RB Lorenzo Hampton
1977 — DE A.J. Duhe and DT Bob Baumhower	1986 — LB John Offerdahl

COACH OF THE YEAR

NFL	AFC
1970 — Don Shula SN, PFW	1971 — Don Shula AP, UPI, PFW
1971 — Don Shula FN	1972 — Don Shula PFW
1972 — Don Shula AP, SN, PFW, FN	

NFL MAN OF THE YEAR

1971 — Joe Robbie FN 1982 — Don Shula FN
1985 — Dwight Stephenson NFL

BERT BELL AWARD

(NFL MVP as awarded by Maxwell Club)

1977 — QB Bob Griese 1984 — QB Dan Marino

NFL DEFENSIVE PLAYER OF THE YEAR

(selected by AP)

1973 — S Dick Anderson 1983 — DE Doug Betters

ROOKIE OF THE YEAR

1977 — LB A.J. Duhe AP, PFW (NFL Defensive), UPI, SN (AFC)
1983 — QB Dan Marino SN
1986 — LB John Offerdahl Old Spice NFL, PFW (NFL Defensive, co-winner)

SUPER BOWL MVP

(selected by Sport Magazine)

1972 — S Jake Scott (Super Bowl VII)
1973 — FB Larry Csonka (Super Bowl VIII)

NFL PLAYERS ASSOCIATION AWARDS

1970 — Larry Little, AFC Offensive Lineman of the Year
1971 — Bob Griese, AFC Quarterback of the Year
Larry Little, AFC Offensive Lineman of the Year
Mercury Morris, AFC Kick Returner of the Year
Garo Yepremian, AFC Kicker of the Year
1972 — Larry Little, AFC Offensive Lineman of the Year
Earl Morrall, AFC Quarterback of the Year

1977 — A.J. Duhe, AFC Defensive Rookie of the Year
Leroy Harris, AFC Offensive Rookie of the Year
1983 — Doug Betters, AFC Defensive Lineman of the Year
Dwight Stephenson, AFC Offensive Lineman of the Year
1984 — Dan Marino, AFC Most Valuable Player
Dwight Stephenson, AFC Offensive Lineman of the Year
1985 — Dwight Stephenson, AFC Offensive Lineman of the Year
1986 — Dan Marino, AFC Most Valuable Player
Dwight Stephenson, AFC Offensive Lineman of the Year

DOLPHINS IN FLORIDA SPORTS HALL OF FAME

RB Rick Casares, 1966 Head Coach Don Shula, 1970-1987
QB Bob Griese, 1967-1980 K Garo Yepremian, 1970-78
G Larry Little, 1969-80

AFL ALL-STAR GAME

(1966-69)

1966 — DE Ed Cooke, LB Tom Erlandson, CB Jimmy Warren, S Willie West
1967 — LB John Bramlett, WR Jack Clancy, QB Bob Griese, CB Dick
Westmoreland
1968 — QB Bob Griese, RB Jim Kiick, WR Karl Noonan
1969 — George Wilson (coach), LB Nick Buoniconti, C Tom Goode, RB Jim
Kiick, G Larry Little, DE Bill Stanfill

COLLEGE ALL-STAR GAME, CHICAGO

1966 — LB Frank Emanuel, Tennessee
1967 — WR Jack Clancy, Michigan; QB Bob Griese, Purdue; T Jim Riley,
Oklahoma
1968 — TE Jim Cox, Miami (Fla.); RB Larry Csonka, Syracuse (MVP); RB Jim
Kiick, Wyoming
1969 — DT Bob Heinz, Pacific; DE Bill Stanfill, Georgia
1970 — none selected
1971 — CB Ron Dickerson, Kansas State
1972 — DT Mike Kadish, Notre Dame
1973 — Dolphins 14, All-Stars 3
1974 — DE Don Reese, Jackson State; RB Benny Malone, Arizona State; CB
Jeris White, Hawaii; Game cancelled during players' strike
1975 — T Daryl Carlton, Tampa; QB/WR Freddie Solomon, Tampa; RB Stan
Winfrey, Arkansas State
1976 — LB Kim Bokamper, San Jose State; LB Larry Gordon, Arizona State;
WR Duriel Harris, New Mexico State

THIRD-DOWN AWARD

(most valuable, NEA, voted by players)

1966 — S Willie West	1973 — LB Nick Buoniconti
1967 — C Tom Goode	1974 — QB Bob Griese
1968 — QB Bob Griese	1975 — QB Bob Griese
1969 — LB Nick Buoniconti	1976 — WR Nat Moore
1970 — WR Paul Warfield	1977 — WR Nat Moore
1971 — FB Larry Csonka	1978 — RB Delvin Williams
1972 — FB Larry Csonka	1979 — DE Vern Den Herder

(Discontinued in 1980)

NFL's UNSUNG PLAYER

1973 — DE Manny Fernandez

DOLPHIN POSITIONAL PERFORMANCE AWARDS

(selected by South Florida media;
presented at annual awards dinner)

MOST VALUABLE PLAYER

1966 — RB Joe Auer	1976 — LB Steve Towle
1967 — QB Bob Griese	1977 — QB Bob Griese
1968 — QB Bob Griese	1978 — RB Delvin Williams
1969 — LB Nick Buoniconti	1979 — FB Larry Csonka
1970 — QB Bob Griese, WR Paul Warfield	1980 — QB David Woodley
1971 — QB Bob Griese	1981 — RB Tony Nathan
1972 — QB Earl Morrall	1982 — FB Andra Franklin
1973 — FB Larry Csonka	1983 — QB Dan Marino
1974 — QB Bob Griese	1984 — QB Dan Marino
1975 — C Jim Langer	1985 — QB Dan Marino
	1986 — QB Dan Marino

OUTSTANDING OFFENSIVE BACK

1966 — RB Joe Auer	1976 — QB Bob Griese
1967 — QB Bob Griese	1977 — QB Bob Griese
1968 — WR Karl Noonan	1978 — RB Delvin Williams
1969 — RB Jim Kiick	1979 — FB Larry Csonka
1970 — FB Larry Csonka, RB Jim Kiick	1980 — QB David Woodley
1971 — FB Larry Csonka	1981 — RB Tony Nathan
1972 — FB Larry Csonka	1982 — FB Andra Franklin
1973 — FB Larry Csonka	1983 — QB Dan Marino
1974 — FB Larry Csonka	1984 — QB Dan Marino
1975 — RB Don Nottingham, RB Norm Bulaich	1985 — QB Dan Marino
	1986 — QB Dan Marino

OUTSTANDING RECEIVER

1971 — Paul Warfield	1979 — Nat Moore
1972 — Paul Warfield	1980 — Duriel Harris
1973 — Paul Warfield	1981 — Duriel Harris
1974 — Nat Moore	1982 — Duriel Harris
1975 — Nat Moore	1983 — Mark Duper
1976 — Nat Moore	1984 — Mark Clayton
1977 — Nat Moore	1985 — Mark Clayton
1978 — Nat Moore	1986 — Mark Duper

OUTSTANDING OFFENSIVE LINEMAN

1966 — C Tom Goode	1977 — C Jim Langer
1967 — T Norm Evans	1978 — G Bob Kuechenberg
1968 — T Norm Evans	1979 — G Bob Kuechenberg
1969 — C Tom Goode	1980 — G Ed Newman
1970 — G Larry Little	1981 — G Ed Newman
1971 — G Larry Little	1982 — C Dwight Stephenson
1972 — G Larry Little	1983 — C Dwight Stephenson
1973 — C Jim Langer	1984 — C Dwight Stephenson
1974 — C Jim Langer	1985 — C Dwight Stephenson
1975 — C Jim Langer	1986 — C Dwight Stephenson
1976 — C Jim Langer	

OUTSTANDING DEFENSIVE BACK

1966 — S Willie West	1969 — to linebacker
1967 — CB Jimmy Warren	1970 — to linebacker
1968 — CB Jimmy Warren	1971 — S Jake Scott

1972 — S Dick Anderson	1980 — CB Don McNeal
1973 — S Dick Anderson	1981 — S Glenn Blackwood
1974 — CB Curtis Johnson	1982 — CB Don McNeal
1975 — CB Curtis Johnson	1983 — CB William Judson
1976 — S Charlie Babb	1984 — CB William Judson
1977 — S Tim Foley	1985 — CB William Judson
1978 — S Tim Foley	1986 — CB William Judson
1979 — S Tim Foley	

OUTSTANDING LINEBACKER

1969 — Ed Weisacosky	1978 — Larry Gordon
1970 — Nick Buoniconti	1979 — Larry Gordon
1971 — Nick Buoniconti	1980 — Kim Bokamper
1972 — Nick Buoniconti	1981 — Earnie Romer
1973 — Nick Buoniconti	1982 — A.J. Duhe
1974 — Nick Buoniconti	1983 — Bob Brudzinski
1975 — Bob Matheson	1984 — Bob Brudzinski
1976 — Steve Towle	1985 — Hugh Green
1977 — Steve Towle	1986 — John Offerdahl

OUTSTANDING DEFENSIVE LINEMAN

1966 — DE Ed Cooke	1977 — DE A.J. Duhe, DT Bob Baumhower
1967 — DT Ray Jacobs	1978 — DE Vern Den Herder
1968 — DT Manny Fernandez	1979 — DE Vern Den Herder
1969 — DT Manny Fernandez	1980 — DT Bob Baumhower
1970 — DT Manny Fernandez	1981 — DT Bob Baumhower
1971 — DT Manny Fernandez	1982 — DT Bob Baumhower
1972 — DT Manny Fernandez	1983 — DE Doug Betters
1973 — DT Manny Fernandez	1984 — DE Doug Betters
1974 — DE Vern Den Herder	1985 — DT Mike Charles
1975 — DE Vern Den Herder	1986 — DE T.J. Turner
1976 — DE Vern Den Herder	


ROOKIE OF THE YEAR

1966 — LB Frank Emanuel	1977 — CB Norris Thomas
1967 — WR Jack Clancy	1978 — CB Gerald Small
1968 — RB Jim Kiick	1979 — K Uwe von Schamann
1969 — DE Bill Stanfill	1980 — QB David Woodley
1970 — S Jake Scott	1981 — FB Andra Franklin
1971 — none	1982 — LB Charles Bowser
1972 — none	1983 — QB Dan Marino
1973 — none	1984 — LB Jay Brophy
1974 — WR Nat Moore	1985 — K Fuad Reveiz
1975 — LB Steve Towle	1986 — LB John Offerdahl
1976 — WR Duriel Harris	


OUTSTANDING SPECIAL TEAMS PLAYER (WIOD)

1972 — CB Lloyd Mumphord	1979 — RB Tony Nathan
1973 — LB Bruce Bannon	1980 — S Don Bessillieu
1974 — FB Don Nottingham	1981 — RB Tom Vigorito
1975 — S Barry Hill	1982 — K Uwe von Schamann
1976 — KR Freddie Solomon	1983 — CB Robert Sowell
1977 — G Ed Newman	1984 — P Reggie Roby
1978 — CB Charles Cornelius, P George Roberts	1985 — TE Bruce Hardy
	1986 — CB Reyna Thompson

DOLPHINS IN HALL OF FAME



Larry Csonka



Jim Langer



Paul Warfield

LARRY CSONKA

1968-74, 1979

FB

inducted: 1987

Csonka ranks as the Dolphins' all-time leading rusher with 1,506 carries for 6,737 yards (4.5 average) and 53 TDs. A five-time Pro Bowl selection, he put together three consecutive 1,000-yard seasons (1971-73) as Miami advanced to the Super Bowl each year. Csonka shined in those three Super Bowls, averaging 6.3 yards a carry and going over 100 yards rushing in two of them. Originally drafted in the first round out of Syracuse in 1968, he was named the MVP of Super Bowl VIII after carrying 33 times for 145 yards and two touchdowns as the Dolphins steamrolled the Minnesota Vikings, 24-7, for their second straight NFL title. Called a "modern-day Bronko Nagurski" by Dolphin coach Don Shula, "Zonk" also played three seasons with the N.Y. Giants (1976-78) and one year with the Memphis Southmen of the World Football League (1975). His career rushing totals in the NFL, which place him 10th on the league's all-time rushing list, are: 1,891 carries for 8,081 yards (4.3 average) and 64 TDs. He was elected to the Hall of Fame in his second year of eligibility.

JIM LANGER

1971-79

C

inducted: 1987

Langer was the anchor of the Miami offensive line during the Dolphins' championship years of the 1970s. Coming out of South Dakota State in 1970, he was signed as a free agent by Cleveland but was released on the final cut. Langer was picked up on waivers by the Dolphins and, after spending a year on the taxi squad, made the active roster in 1971. The following season, 1972, he won the starting job, which he would hold until sidelined with a knee injury in 1979. A consensus All-Pro from 1973-77, Langer was a six-time Pro Bowl selection (five times as a starter), a Dolphin record. He played in 134 straight games during his career and had a team-record 117 consecutive starts. Voted the team's Most Valuable Player by South Florida media in 1975, Langer also holds the distinction of having played every offensive down in the Dolphins' perfect 1972 season. Wanting to spend the final years of his career near his Royalton, Minn., home, at his own request Langer was traded to the Minnesota Vikings in 1980, where he played for two seasons (1980-81). He was elected to the Hall of Fame in his first year of eligibility.

PAUL WARFIELD

1970-74


WR

inducted: 1983

Warfield sandwiched two stints with the Cleveland Browns around a five-year career with the Dolphins. After spending his first six seasons in the NFL with the Browns (1964-69), Warfield was acquired by Miami in January of 1970 in exchange for a first-round pick in the upcoming draft. In his five seasons with the Dolphins, Warfield had 156 receptions for 3,355 yards (21.5 average) and 33 TDs — good enough to place him ninth on the team's all-time receiving list. A member of both the '72 and '73 Super Bowl championship teams, he was selected to play in the Pro Bowl all five years he was with the Dolphins (once as a starter), in addition to being named to the AFC squad twice with the Browns. Warfield, the only Dolphin in the team's history to score four touchdowns in one game, also played one season with the Memphis Southmen of the World Football League (1975) before finishing his career with Cleveland (1976-77). His career receiving totals in the NFL, which place him 39th on the league's all-time receiving list, are: 427 receptions for 8,565 yards (20.1 average) and 85 TDs. He was elected to the Hall of Fame in his first year of eligibility.

256

RETIRED JERSEY #12



He was unquestionably the "thinking man's quarterback." Bob Griese, renowned for his poised leadership and ingenious play-calling, sustained the Dolphin offense with a flair for winning from 1967-80.

The bespectacled quarterback became the 14th passer in the NFL's exclusive 25,000-yard club in 1980. On the same day he reached that milestone, he suffered a shoulder injury which ultimately forced his retirement on June 25, 1981. His No. 12 jersey became the first to be retired May 6, 1982 in ceremonies at the Dolphins' annual awards banquet.

He had a .698 winning percentage (91-39-1) under Coach Don Shula. "Cornerstone of the franchise," Dolphin Owner Joe Robbie called him. He was a consensus All-Pro quarterback in 1971 and 1977, made six appearances in the Pro Bowl and was voted the team's Most Valuable Player six times by South Florida media.

Since becoming eligible for induction into the Hall of Fame two years ago, Griese twice has been named as a finalist. It is only a matter of time before he joins the three other Dolphin players who hold a place in Canton.

"He's probably the most unselfish guy I've ever been around," Shula says. "He got as much of a thrill calling the right running play for a touchdown as he did connecting on a bomb. That's just his makeup."

GRIESE'S PASSING STATISTICS

YEAR	G-S	ATT.	COMP.	YDS.	PCT.	TD	INT.	LONG	TKLD.
1967	12-11	331	166	2005	50.2	15	18	68t	25/240
1968	13-13	355	186	2473	52.4	21	16	50t	43/372
1969	9-9	252	121	1695	48.0	10	16	53t	33/289
1970	14-14	245	142	2019	58.0	12	17	54t	31/282
1971	14-13	263	145	2089	55.1	19	9	86t	23/248
1972	6-5	97	53	638	54.6	4	4	39	7/45
1973	13-13	218	116	1422	53.2	17	8	46	11/75
1974	13-13	253	152	1968	60.1	16	15	54	27/202
1975	10-10	191	118	1693	61.8	14	13	79t	16/131
1976	13-13	272	162	2097	59.6	11	12	47t	30/266
1977	14-14	307	180	2252	58.6	22	13	73t	36/303
1978	11-9	235	148	1791	63.0	11	11	63t	18/165
1979	14-12	310	176	2160	56.8	14	16	51	26/223
1980	5-3	100	61	790	61.0	6	4	54	9/89
TOTAL	161-152	3429	1926	25092	56.2	192	172	86t	335/2930
PLAYOFFS	12-11	208	112	1467	53.8	10	12	75t	15/152

257

ALL-TIME ROSTER

(1966-87)

HEAD COACHES

Shula, Don	John Carroll	1970-87
Wilson, George	Northwestern	1966-69

ASSISTANT COACHES

Arnsperger, Bill	Miami (Ohio)	1970-73, 1976-83
Bingaman, Les	Illinois	1966-69
Clark, Monte	Southern California	1970-75
Costello, Vince	Ohio University	1974
Crosby, Steve	Fort Hays State	1979-82
Doll, Don	Southern California	1975-76
English, Wally	Louisville	1982
Hefferle, Ernie	Duquesne	1966-69
Henning, Dan	William & Mary	1979-80
Idzik, John	Maryland	1966-69
Keane, Tom	West Virginia	1966-85
Matheson, Bob	Duke	1983-86
McPeak, Bill	Pittsburgh	1973-74
Olivadotti, Tom	Upsala	1987
Pellegrini, Bob	Maryland	1966-67
Phillips, Mel	North Carolina A&T	1985-87
Sandusky, John	Villanova	1976-87
Scarry, Mike	Waynesburg	1970-85
Schnelker, Bob	Bowling Green	1974
Schnellenberger, Howard	Kentucky	1970-72, 1975-78
Sekanovich, Dan	Tennessee	1986-87
Shula, David	Dartmouth	1982-87
Studley, Chuck	Illinois	1984-87
Taseff, Carl	John Carroll	1970-87
Wade, Junior	South Carolina State	1983-87
Walston, Bobby	Georgia	1966-67
Westhoff, Mike	Wichita State	1986-87

PLAYERS ON ACTIVE ROSTER

-A-

Alexander, John	DE	Rutgers	1977-78
Allen, Jeff	CB	California-Davis	1980
Anderson, Dick	S	Colorado	1968-77
Anderson, Terry	WR	Bethune-Cookman	1977-78
Andrews, John	DE	Morgan State	1975-76
Auer, Joe	RB	Georgia Tech	1966-67

-B-

Babb, Charlie	S	Memphis State	1972-79
Bachman, Ted	CB	New Mexico State	1976
Bailey, Elmer	WR	Minnesota	1980-81
Baker, Mel	WR	Texas Southern	1974
Ball, Larry	LB	Louisville	1972-74, 1977-78
Bannon, Bruce	LB	Penn State	1973-74
Barber, Rudy	LB	Bethune-Cookman	1968
Barisich, Carl	DT	Princeton	1977-80
Barnes, Rodrigo	LB	Rice	1975
Barnett, Bill	DT	Nebraska	1980-85
Baumhower, Bob	DT	Alabama	1977-86
Beaudoin, Doug	S	Minnesota	1980
Beier, Tom	S	Miami (Fla.)	1967, 1969
Benjamin, Guy	QB	Stanford	1978-79
Bennett, Woody	FB	Miami (Fla.)	1980-86
Benson, Charles	DE	Baylor	1983-84
Berger, Ron	DE	Wayne State	1973
Bessilleu, Don	S	Georgia Tech	1979-81
Betters, Doug	DE	Nevada-Reno	1978-86
Bishop, Richard	DE	Louisville	1982
Blackwood, Glenn	S	Texas	1979-86
Blackwood, Lyle	S	Texas Christian	1981-86
Bokamper, Kim	DE	San Jose State	1977-85
Bosarge, Wade	S	Tulsa	1977

Boutwell, Tom	QB	Southern Mississippi	1969
Bowser, Charles	LB	Duke	1982-86
Boynton, John	T	Tennessee	1969
Bramlett, John	LB	Memphis State	1967-68
Branch, Mel	DE	Louisiana State	1966-68
Braxton, Jim	RB	West Virginia	1978
Briscoe, Marlin	WR	Omaha	1972-74
Brophy, Jay	LB	Miami (Fla.)	1984-86
Brown, Bud	S	Southern Mississippi	1984-86
Brown, Dean	S	Fort Valley State	1970
Brown, Donald	CB	Maryland	1986
Brown, Mark	LB	Purdue	1983-86
Brudzinski, Bob	LB	Ohio State	1981-86
Buggers, Bob	LB	Minnesota	1966-68
Bulaich, Norm	RB	Texas Christian	1975-79
Buoniconiti, Nick	LB	Notre Dame	1969-74, 1976
Burgess, Fernanza	WR	Morris Brown	1984

-C-

Canale, Whit	DE	Tennessee	1966
Carlton, Darryl	T	Tampa	1975-76
Carpenter, Preston	TE	Arkansas	1966
Carter, Joe	RB	Alabama	1984-86
Casares, Rick	RB	Florida	1966
Cefalo, Jimmy	WR	Penn State	1978-84
Cesare, Billy	S	Miami (Fla.)	1980
Chambers, Rusty	LB	Tulane	1976-80
Charles, Mike	DT	Syracuse	1983-86
Chesser, George	RB	Delta State	1966-67
Clancy, Jack	WR	Michigan	1967-69
Clancy, Sean	LB	Amherst	1978
Clark, Steve	G	Utah	1982-86
Clayton, Mark	WR	Louisville	1983-86
Cole, Terry	RB	Indiana	1971
Colzie, Neal	S	Ohio State	1979
Cooke, Ed	DE	Maryland	1966-67
Cornelius, Charles	CB	Bethune-Cookman	1977-78
Cornish, Frank	DT	Grambling	1970-71
Cowan, Larry	RB	Jackson State	1982
Cox, Jim	TE	Miami (Fla.)	1968
Cronin, Bill	TE	Boston College	1966
Crowder, Randy	DT	Penn State	1974-76
Crusan, Doug	T	Indiana	1968-74
Csonka, Larry	FB	Syracuse	1968-74, 1979
Current, Mike	T	Ohio State	1967, 1977-79

-D-

Darnall, Bill	WR	North Carolina	1968-69
Davenport, Ron	FB	Louisville	1985-86
Davis, Gary	RB	Cal Poly-SLO	1976-79
Davis, Ted	LB	Georgia Tech	1970
DeMarco, Bob	C	Dayton	1970-71
Del Gaizo, Jim	QB	Tampa	1972, 1975
Dellenbach, Jeff	T	Wisconsin	1985-86
Den Herder, Vern	DE	Central College (Iowa)	1971-82
Dennard, Mark	C	Texas A&M	1979-83, 1986
Denney, Mike	LB	Southern Mississippi	1976
Diana, Rich	RB	Yale	1982
Dornbrook, Thom	G	Kentucky	1980
Dotson, Al	DT	Grambling	1966
Drougas, Tom	T	Oregon	1975-76
Duhe, A.J.	LB	Louisiana State	1977-84
Dunaway, Jim	DT	Mississippi	1972
Duper, Mark	WR	Northwestern State (La.)	1982-86
Dvorak, Rick	DE	Wichita State	1977

-E-

Edmunds, Randall	LB	Georgia Tech	1968-69
Elia, Bruce	LB	Ohio State	1975
Ellis, Craig	RB	San Diego State	1986
Ellis, Ken	CB	Southern	1976
Emanuel, Frank	LB	Tennessee	1968-69
Erlandson, Tom	LB	Washington State	1966-67
Evans, Norm	T	Texas Christian	1966-75

-F-

Faison, Earl	DE	Indiana	1966
--------------	----	---------	------

Farley, Dale	LB	West Virginia	1971
Fernandez, Manny	DE	Utah	1968-75
Fleming, Marv	TE	Utah	1970-74
Foley, Jim	CB	Purdue	1970-80
Foster, Jerome	DT	Ohio State	1986
Foster, Roy	G	Southern California	1982-86
Fowler, Charlie	G	Houston	1967-68
Franklin, Andra	FB	Nebraska	1981-84
Frye, David	LB	Purdue	1986
Fultz, Mike	DT	Nebraska	1981
Funchess, Tom	T	Jackson State	1974

-G-

Glaquinto, Nick	RB	Connecticut	1980-81
Giesler, Jon	T	Michigan	1979-86
Gilchrist, Cookie	RB	None	1966
Ginn, Hubert	RB	Florida A&M	1970-75
Goode, Irv	C/G	Kentucky	1973-74
Goode, Tom	C	Mississippi State	1966-69
Gordon, Larry	LB	Arizona State	1976-82
Grady, Garry	S	Eastern Michigan	1969
Green, Cleveland	T	Southern	1979-86
Green, Hugh	LB	Pittsburgh	1985-86
Griese, Bob	QB	Purdue	1967-80
Groth, Jeff	WR	Bowling Green	1979

-H-

Hammond, Kim	QB	Florida State	1968
Hampton, Lorenzo	RB	Florida	1985-86
Hardy, Bruce	TE	Arizona State	1978-86
Harper, Jack	RB	Florida	1967-68
Harris, Duriel	WR	New Mexico State	1976-83, 1985
Harris, Leroy	RB	Arkansas State	1977-78
Haynes, Abner	RB	North Texas State	1967
Heath, Clayton	RB	Wake Forest	1976
Heflin, Vince	WR	Central State (Ohio)	1982-85
Heinz, Bob	DT	Pacific	1969-74, 1976-77
Hendel, Andy	LB	North Carolina State	1986
Hester, Ron	LB	Florida State	1982-84
Higgins, Jim	G	Xavier	1966
Hill, Barry	S	Iowa State	1975-76
Hill, Eddie	RB	Memphis State	1981-84
Hill, Ike	WR	Catawba	1976
Hines, Jimmy	WR	Texas Southern	1969
Holmes, John	DE	Florida A&M	1966
Holmes, Mike	WR	Texas Southern	1976
Hopkins, Jerry	LB	Texas A&M	1967-68
Howell, Mike	S	Grambling	1972
Howell, Steve	RB	Baylor	1979-81
Hudock, Mike	C	Miami (Fla.)	1966
Hunter, Billy	RB	Syracuse	1966

-J-

Jackson, Frank	WR	Southern Methodist	1966-67
Jacobs, Ray	DT	Howard Payne	1967-68
Jaquess, Pete	S	Eastern New Mexico	1966-67
Jenkins, Al	T	Tulsa	1972
Jenkins, Ed	RB	Holy Cross	1972
Jensen, Jim	QB/WR	Boston University	1981-86
Joe, Billy	RB	Villanova	1966
Johnson, Curtis	CB	Toledo	1970-78
Johnson, Dan	TE	Iowa State	1982-86
Johnson, Pete	FB	Ohio State	1984
Joswick, Bob	DE	Tulsa	1968-69
Judie, Ed	LB	Northern Arizona	1984
Judson, William	CB	South Carolina State	1982-86

-K-

Keating, Bill	DT	Michigan	1967
Keyes, Jimmy	LB/K	Mississippi	1968-69
Kiick, Jim	RB	Wyoming	1968-74
Kindig, Howard	G/C	Cal State-Los Angeles	1972-73
Koch, Greg	T	Arkansas	1986
Kocourek, Dave	TE	Wisconsin	1966
Kolen, Mike	LB	Auburn	1970-75, 1977
Kolic, Larry	LB	Ohio State	1986

Kozlowski, Mike	S	Colorado	1979-86
Kremser, Karl	K	Tennessee	1969-70
Kuechenberg, Bob	G	Notre Dame	1970-84

-L-

Laakso, Eric	T	Tulane	1978-84
Lamb, Mack	CB	Tennessee State	1967-68
Land, Mel	LB	Michigan State	1979
Landry, Ron	FB	McNeese State	1984
Langer, Jim	C	South Dakota State	1971-79
Lankford, Paul	CB	Penn State	1982-86
Lawless, Burton	G	Florida	1981
Lee, Larry	G/C	UCLA	1985-86
Lee, Ronnie	G/TE	Baylor	1979-82, 1984-86
Leigh, Charles	RB	None	1971-73
Little, George	DE	Iowa	1985-86
Little, Larry	G	Bethune-Cookman	1969-80
Lothridge, Billy	P	Georgia Tech	1972
Lusteg, Booth	K	Connecticut	1967

-M-

Malone, Benny	RB	Arizona State	1974-78
Mandich, Jim	TE	Michigan	1970-77
Marino, Dan	QB	Pittsburgh	1983-86
Mass, Wayne	T	Clemson	1971
Matheson, Bob	LB	Duke	1971-79
Matthews, Bo	FB	Colorado	1981
Matthews, Wes	WR	Northeastern State (Okla.)	1966
Mauck, Carl	C	Southern Illinois	1970
McBride, Norm	DE	Utah	1969-70
McCreary, Loaird	TE	Tennessee State	1976-78
McCullers, Dale	LB	Florida State	1969
McDaniel, Wahoo	LB	Oklahoma	1966-68
McFarland, Jim	TE	Nebraska	1975
McGeever, John	S	Auburn	1966
McNeal, Don	CB	Alabama	1980-86
Mertens, Jim	TE	Fairmont State	1969
Michel, Mike	P/K	Stanford	1977
Milton, Gene	WR	Florida A&M	1968-69
Mingo, Gene	K	None	1966-67
Mira, George	QB	Miami (Fla.)	1971
Mitchell, Melvin	G	Tennessee State	1976-78
Mitchell, Stan	RB	Tennessee	1966-70
Moore, Mack	DE	Texas A&M	1985-86
Moore, Maulty	DT	Bethune-Cookman	1972-74
Moore, Nat	WR	Florida	1974-86
Moore, Wayne	T	Lamar	1970-78
Moreau, Doug	TE	Louisiana State	1966-69
Morrall, Earl	QB	Michigan State	1972-76
Morris, Mercury	RB	West Texas State	1969-75
Moser, Rick	RB	Rhode Island	1980
Moyer, Alex	LB	Northwestern	1985-86
Mumphord, Lloyd	CB	Texas Southern	1969-74

-N-

Nathan, Tony	RB	Alabama	1979-86
Neff, Bob	S	Stephen F. Austin State	1966-68
Neighbors, Billy	G	Alabama	1966-69
Newman, Ed	G	Duke	1973-85
Nomina, Tom	DT	Miami (Ohio)	1966-68
Noonan, Karl	WR	Iowa	1966-71
Norton, Rick	QB	Kentucky	1966-69
Nottingham, Don	RB	Kent State	1973-77

-O-

Offerdahl, John	LB	Western Michigan	1986
Orosz, Tom	P	Ohio State	1981-82
Ortega, Ralph	LB	Florida	1979-80
Overstreet, David	RB	Oklahoma	1983
Owens, Morris	WR	Arizona State	1975-76

-P-

Palmer, Dick	LB	Kentucky	1970
Park, Earnie	CB	MacMurray	1966
Pearson, Willie	G	North Carolina A&T	1969
Pesuit, Wally	T	Kentucky	1977-78
Petrella, Bob	S	Tennessee	1966-71

Poole, Ken	DT	Northeast Louisiana	1981-82
Potter, Steve	LB	Virginia	1981-82
Powell, Jesse	LB	West Texas State	1969-73
Price, Sam	RB	Illinois	1966-68
Pruitt, James	WR	Cal State-Fullerton	1986
Pryor, Barry	RB	Boston University	1969-70
Pyburn, Jack	T	Texas A&M	1966-68

-R-

Rather, Bo	RB	Michigan	1973, 1978
Ray, Ricky	CB	Norfolk State	1981-82
Reese, Don	DT	Jackson State	1974-76
Revez, Fuad	K	Tennessee	1985-86
Rhone, Earnie	LB	Henderson (Ark.)	1975-84
Rice, Ken	G	Auburn	1966-67
Richardson, Jeff	T	Michigan State	1969
Richardson, John	DT	UCLA	1967-71
Richardson, Willie	WR	Jackson State	1970
Riley, Jim	DE	Oklahoma	1967-71
Roberson, Bo	WR	Cornell	1966
Roberson, Vern	S	Grambling	1977
Roberts, Archie	QB	Columbia	1967
Roberts, George	P	Virginia Tech	1978-80
Roberts, Guy	LB	Maryland	1977
Robinson, Fred	LB	Miami (Fla.)	1986
Robiskie, Terry	FB	Louisiana State	1980-81
Roby, Reggie	P	Iowa	1983-86
Roderick, John	WR	Southern Methodist	1966-67
Rose, Donovan	S	Hampton Institute	1986
Rose, Joe	TE	California	1980-86
Rudolph, Jack	LB	Georgia Tech	1966

-S-

Salter, Bryant	S	Pittsburgh	1976
Scott, Jake	S	Georgia	1970-75
Seiple, Larry	P	Kentucky	1967-77
Selfridge, Andy	LB	Virginia	1976
Sellers, Ron	WR	Florida State	1973
Sendlein, Robin	LB	Texas	1985-86
Shipp, Jackie	LB	Oklahoma	1984-86
Shiver, Sanders	LB	Carson-Newman	1984
Shull, Steve	LB	William & Mary	1980-83
Simpson, Bob	DE	Colorado	1978
Small, Gerald	CB	San Jose State	1978-83
Smith, Mike	CB	Texas-El Paso	1985-86
Smith, Tom	RB	Miami (Fla.)	1973
Sochia, Brian	DT	Northwestern Oklahoma State	1986
Solomon, Freddie	WR	Tampa	1975-77
Sowell, Robert	CB	Howard	1983-85
Speyrer, Cotton	WR	Texas	1975
Squirek, Jack	LB	Illinois	1986
Stanfill, Bill	DE	Georgia	1969-76
Stephenson, Dwight	C	Alabama	1980-86
Stofa, John	QB	Buffalo	1966-67, 1969-70
Stowe, Otto	WR	Iowa State	1971-72
Strock, Don	QB	Virginia Tech	1974-86
Stuckey, Henry	CB	Missouri	1972-74
Swain, John	CB	Miami (Fla.)	1985
Swift, Doug	LB	Amherst	1970-75

-T-

Tautolo, Terry	LB	UCLA	1983-84
Taylor, Ed	CB	Memphis State	1979-82
Taylor, Johnny	LB	Hawaii	1986
Testerman, Don	FB	Clemson	1980
Thomas, Norris	CB	Southern Mississippi	1977-79
Thomas, Rodell	LB	Alabama State	1981, 1983-84
Thompson, Reyna	CB	Baylor	1986
Thornton, Jack	LB	Auburn	1966
Tilley, Emmett	LB	Duke	1983
Tillman, Andre	TE	Texas Tech	1975-78
Toews, Jeff	G	Washington	1979-86
Torczon, LaVerne	DE	Nebraska	1966
Torrey, Bob	FB	Penn State	1979
Toth, Tom	T	Western Michigan	1986
Towle, Steve	LB	Kansas	1975-80
Tucker, Gary	RB	Tennessee-Chattanooga	1968

Turner, T.J.	DE	Houston	1986
Twilley, Howard	WR	Tulsa	1966-76

-U-

Urbanek, Jim	DT	Mississippi	1968
--------------	----	-------------	------

-V-

Vigorito, Tom	RB/WR	Virginia	1981-85
Volk, Rick	S	Michigan	1977-78
von Schamann, Uwe	K	Oklahoma	1979-84

-W-

Wade, Charley	WR	Tennessee State	1973
Walker, Fulton	CB	West Virginia	1981-84
Walters, Rod	G	Iowa	1980
Wantland, Hal	TE	Tennessee	1966
Ward, Chris	T	Ohio State	1986
Warfield, Paul	WR	Ohio State	1970-74
Warren, Jimmy	CB	Illinois	1966-69
Washington, Dick	CB	Bethune-Cookman	1968
Weisacosky, Ed	LB	Miami (Fla.)	1968-70
West, Willie	S	Oregon	1966-68
Westmoreland, Dick	CB	North Carolina A&T	1966-69
White, Jeris	CB	Hawaii	1974-76
Wickert, Tom	T	Washington State	1974
Williams, Delvin	RB	Kansas	1978-80
Williams, Maxie	G/T	Southeastern Louisiana	1966-70
Wilson, George, Jr.	QB	Xavier	1966
Windauer, Bill	DT	Iowa	1975
Winfrey, Stan	RB	Arkansas State	1975-77
Wood, Dick	QB	Auburn	1966
Woodley, David	QB	Louisiana State	1980-83
Woods, Larry	DT	Tennessee State	1973
Woodson, Fred	G	Florida A&M	1967-69


-Y-

Yepremian, Garo	K	None	1970-78
Young, Steve	T	Colorado	1977
Young, Willie	T	Alcorn A&M	1973

-Z-

Zecher, Rich	DT	Utah State	1966-67
--------------	----	------------	---------

Boldface indicates active player or coach.



Former Dolphin great Nick Buoniconti.

WHERE THEY'VE COME FROM


(Colleges and Universities which have produced Dolphin players)

Alabama	6	Nevada-Reno	1
Alabama State	1	New Mexico State	2
Alcorn A&M	1	NONE	4
Amherst	2	Norfolk State	1
Arizona State	4	North Carolina	1
Arkansas	2	North Carolina A&T	2
Arkansas State	2	North Carolina State	2
Auburn	5	Northeast Louisiana	1
Bethune-Cookman	6	Northeastern State (Okla.)	1
Baylor	4	Northern Arizona	1
Boston College	1	Northern Texas State	1
Boston University	2	Northwestern	1
Bowling Green	1	Northwestern Oklahoma State	1
Buffalo	1	Northwestern State (La.)	1
California	1	Notre Dame	2
California-Davis	1	Ohio State	10
Cal Poly-SLO	1	Oklahoma	5
Cal State-Fullerton	1	Omaha	1
Cal State-Los Angeles	1	Oregon	2
Carson-Newman	1	Pacific	1
Catawba	1	Penn State	5
Central College (Iowa)	1	Pittsburgh	3
Central State (Ohio)	1	Princeton	1
Colorado	5	Purdue	4
Columbia	1	Rhode Island	1
Connecticut	2	Rice	1
Cornell	1	Rutgers	1
Dayton	1	San Diego State	1
Delta State	1	San Jose State	2
Duke	5	South Carolina State	1
Eastern Michigan	1	South Dakota State	1
Eastern New Mexico	1	Southeastern Louisiana	1
Fairmont State	1	Southern	2
Florida	6	Southern California	1
Florida A&M	4	Southern Illinois	1
Florida State	4	Southern Methodist	2
Ft. Valley State	1	Southern Mississippi	4
Georgia	2	Stanford	2
Georgia Tech	6	Stephen F. Austin State	1
Grambling	4	Syracuse	3
Hampton Institute	1	Tampa	3
Hawaii	2	Tennessee	8
Henderson (Ark.)	1	Tennessee-Chattanooga	1
Holy Cross	1	Tennessee State	5
Houston	2	Texas	3
Howard	1	Texas A&M	4
Howard Payne	1	Texas Christian	3
Illinois	3	Texas-El Paso	1
Indiana	5	Texas Southern	4
Iowa	3	Texas Tech	1
Iowa State	3	Toledo	1
Jackson State	4	Tulane	2
Kansas	2	Tulsa	4
Kent State	1	UCLA	3
Kentucky	6	Utah	4
Lamar	1	Utah State	1
Louisiana State	5	Villanova	1
Louisville	4	Virginia	3
Maryland	3	Virginia Tech	2
MacMurray	1	Wake Forest	1
McNeese State	1	Washington	1
Memphis State	4	Washington State	2
Miami (Fla.)	11	Wayne State	1
Miami (Ohio)	1	Western Michigan	2
Michigan	6	Wayne State	1
Michigan State	3	West Texas State	2
Minnesota	3	West Virginia	3
Mississippi	3	Wichita State	1
Mississippi State	1	William & Mary	1
Missouri	1	Wisconsin	2
Morgan State	1	Wyoming	2
Morris Brown	1	Xavier	2
Nebraska	5	Yale	1

TOP SCHOOLS: Miami (Fla.), **ELEVEN**; Ohio State, **TEN**; Tennessee, **EIGHT**; Alabama, Bethune-Cookman, Florida, Georgia Tech, Kentucky and Michigan, **SIX**; Auburn, Colorado, Duke, Iowa, Louisiana State, Nebraska, Oklahoma, Penn State and Tennessee State, **FIVE**.

LENGTH OF SERVICE

TOTAL YEARS	NAME AND YEARS PLAYED
15	Bob Kuechenberg 70-84
14	Bob Griese 67-80
13	Nat Moore 74-86; Ed Newman 73-85; Don Strock 74-86
12	Vern Den Herder 71-82; Larry Little 69-80
11	Tim Foley 70-80; Larry Seiple 67-77; Howard Twilley 66-76
10	Dick Anderson 68-77; Bob Baumhower 77-86; Norm Evans 66-75; Earnie Rhone 75-84
9	Doug Betters 78-86; Kim Bokamper 77-85; Bruce Hardy 78-86; Duriel Harris 76-83, 85; Curtis Johnson 70-78; Jim Langer 71-79; Bob Matheson 71-79; Wayne Moore 70-78; Garo Yepremian 70-78
8	Charlie Babb 72-79; Glenn Blackwood 79-86; Larry Csonka 68-74, 79; A.J. Duhe 77-84; Manny Fernandez 68-75; Jon Giesler 79-86; Cleveland Green 79-86; Bob Heinz 69-74, 76-77; Mike Kozlowski 79-86; Jim Mandich 70-77; Tony Nathan 79-86; Bill Stanfill 69-76; Jeff Toews 79-86
7	Woody Bennett 80-86; Nick Buoniconti 69-74, 76; Jimmy Cefalo 78-84; Doug Crusan 68-74; Larry Gordon 76-82; Jim Kiick 68-74; Mike Kolen 70-75, 77; Eric Laakso 78-84; Ronnie Lee 79-82, 84-86; Don McNeal 80-86; Mercury Morris 69-75; Joe Rose 80-86; Dwight Stephenson 80-86
6	Bill Barnett 80-85; Lyle Blackwood 81-86; Bob Brudzinski 81-86; Hubert Ginn 70-75; Jim Jensen 81-86; Lloyd Mumphord 69-74; Karl Noonan 66-71; Bob Petrella 66-71; Jake Scott 70-75; Gerald Small 78-83; Doug Swift 70-75; Steve Towle 75-80; Uwe von Schamann 79-84



Bob Kuechenberg

NATIONAL FOOTBALL LEAGUE

410 Park Avenue, New York, NY 10022
Phone 212-758-1500

AMERICAN CONFERENCE

EASTERN

Buffalo
Indianapolis
Miami
New England
N.Y. Jets

CENTRAL

Cincinnati
Cleveland
Houston
Pittsburgh

WESTERN

Denver
Kansas City
L.A. Raiders
San Diego
Seattle

NATIONAL CONFERENCE

EASTERN

Dallas
N.Y. Giants
Philadelphia
St. Louis
Washington

CENTRAL

Chicago
Detroit
Green Bay
Minnesota
Tampa Bay

WESTERN

Atlanta
L.A. Rams
New Orleans
San Francisco

1987 NFL SCHEDULE

(All times local)

SUNDAY, SEPTEMBER 13

Atlanta at Tampa Bay	1:00	St. Louis at Washington	1:00
Cincinnati at Indianapolis	12:00	San Diego at Cincinnati	1:00
Cleveland at New Orleans	12:00	Tampa Bay at Detroit	1:00
Dallas at St. Louis	12:00	MONDAY, OCTOBER 5	
Detroit at Minnesota	12:00	San Francisco at New York Giants	9:00
Los Angeles Raiders at Green Bay	3:00	SUNDAY, OCTOBER 11	
Los Angeles Rams at Houston	12:00	Atlanta at San Francisco	1:00
Miami at New England	1:00	Buffalo at New England	1:00
New York Jets at Buffalo	1:00	Cincinnati at Seattle	1:00
Philadelphia at Washington	1:00	Detroit at Green Bay	12:00
San Diego at Kansas City	12:00	Houston at Cleveland	1:00
San Francisco at Pittsburgh	1:00	Kansas City at Miami	1:00
Seattle at Denver	2:00	Minnesota at Chicago	12:00

MONDAY, SEPTEMBER 14

New York Giants at Chicago	8:00	New Orleans at St. Louis	12:00
SUNDAY, SEPTEMBER 20			
Dallas at New York Giants	4:00	New York Jets at Indianapolis	12:00
Denver vs. Green Bay at Milwaukee	12:00	Philadelphia at Dallas	12:00
Detroit at Los Angeles Raiders	1:00	Pittsburgh at Los Angeles Rams	1:00
Houston at Buffalo	1:00	San Diego at Tampa Bay	1:00
Kansas City at Seattle	1:00	Washington at New York Giants	4:00
Miami at Indianapolis	12:00	MONDAY, OCTOBER 12	
Minnesota at Los Angeles Rams	1:00	Los Angeles Raiders at Denver	7:00
New Orleans at Philadelphia	1:00	SUNDAY, OCTOBER 18	
Pittsburgh at Cleveland	1:00	Cleveland at Cincinnati	1:00
St. Louis at San Diego	1:00	Denver at Kansas City	3:00
San Francisco at Cincinnati	1:00	Indianapolis at Pittsburgh	1:00
Tampa Bay at Chicago	12:00	Los Angeles Rams at Atlanta	1:00
Washington at Atlanta	1:00	Miami at New York Jets	1:00

MONDAY, SEPTEMBER 21

New England at New York Jets	9:00	New York Giants at Buffalo	4:00
SUNDAY, SEPTEMBER 27			
Atlanta at New Orleans	12:00	Philadelphia at Green Bay	12:00
Buffalo at Dallas	12:00	San Diego at San Francisco	1:00
Chicago at Detroit	1:00	Seattle at Detroit	1:00
Cincinnati at Los Angeles Rams	1:00	Tampa Bay at Minnesota	12:00
Green Bay at Tampa Bay	1:00	MONDAY, OCTOBER 19	
Indianapolis at St. Louis	12:00	Washington at Dallas	8:00
Los Angeles Raiders at Houston	12:00	SUNDAY, OCTOBER 25	
Minnesota at Kansas City	12:00	Atlanta at Houston	12:00
New York Jets at Pittsburgh	4:00	Buffalo at Miami	1:00
New York Giants at Miami	1:00	Chicago at Tampa Bay	1:00
New England at Washington	1:00	Cincinnati at Pittsburgh	1:00
Philadelphia at San Francisco	1:00	Dallas at Philadelphia	1:00
Seattle at San Diego	1:00	Denver at Minnesota	12:00

MONDAY, SEPTEMBER 28

Denver at Cleveland	9:00	Green Bay at Denver	2:00
SUNDAY, OCTOBER 4			
Chicago at Philadelphia	1:00	Indianapolis at Buffalo	1:00
Cleveland at New England	1:00	Kansas City at Los Angeles Raiders	1:00
Dallas at New York Jets	4:00	Los Angeles Rams at New Orleans	12:00
Green Bay at Minnesota	12:00	Miami at Seattle	1:00
Houston at Denver	2:00	Pittsburgh at Atlanta	1:00
Indianapolis at Buffalo	1:00	MONDAY, OCTOBER 26	
Kansas City at Los Angeles Raiders	1:00	Los Angeles Rams at Cleveland	9:00
Los Angeles Rams at New Orleans	12:00	SUNDAY, NOVEMBER 1	
Miami at Seattle	1:00	Cleveland at San Diego	1:00
Pittsburgh at Atlanta	1:00	Detroit at Denver	2:00
		Houston at Cincinnati	1:00
		Indianapolis at New York Jets	1:00
		Kansas City at Chicago	12:00

Los Angeles Raiders at New England	1:00	St. Louis at Atlanta	1:00
Minnesota at Seattle	1:00	Tampa Bay at Los Angeles Rams	1:00
New Orleans at Atlanta	1:00	Cleveland at San Francisco	5:00
Philadelphia at St. Louis	12:00	MONDAY, NOVEMBER 30	
Pittsburgh at Miami	1:00	Los Angeles Raiders at Seattle	6:00

San Francisco at Los Angeles Rams	1:00	SUNDAY, DECEMBER 6	
Tampa Bay vs. Green Bay at Milwaukee	12:00	Atlanta at Dallas	12:00
Washington at Buffalo	1:00	Buffalo at Los Angeles Raiders	1:00

MONDAY, NOVEMBER 2			
New York Giants at Dallas	8:00	Indianapolis at Cleveland	1:00
SUNDAY, NOVEMBER 8			
Atlanta at Cleveland	1:00	Kansas City at Cincinnati	1:00
Chicago at Green Bay	12:00	Los Angeles Rams at Detroit	1:00
Dallas at Detroit	1:00	New England at Denver	2:00
Denver at Buffalo	1:00	Philadelphia at New York Giants	1:00
Houston at San Francisco	1:00	San Diego at Houston	12:00
Los Angeles Raiders at Minnesota	12:00	San Francisco at Green Bay	12:00
Miami at Cincinnati	4:00	Seattle at Pittsburgh	1:00
New Orleans at Los Angeles Rams	1:00	Tampa Bay at New Orleans	3:00
Pittsburgh at Kansas City	12:00	Washington at St. Louis	12:00
San Diego at Indianapolis	1:00	Chicago at Minnesota	7:00
Tampa Bay at St. Louis	12:00	MONDAY, DECEMBER 7	
Washington at Philadelphia	1:00	New York Jets at Miami	9:00
New England at New York Giants	8:00	SUNDAY, DECEMBER 13	

Atlanta at Cleveland	1:00	Atlanta at Los Angeles Rams	1:00
Chicago at Green Bay	12:00	Buffalo at Indianapolis	1:00
Dallas at Detroit	1:00	Cincinnati at Cleveland	1:00
Denver at Buffalo	1:00	Dallas at Washington	1:00
Houston at San Francisco	1:00	Detroit at Tampa Bay	4:00
Los Angeles Raiders at Minnesota	12:00	Houston at New Orleans	12:00
Miami at Cincinnati	4:00	Los Angeles Raiders at Kansas City	3:00
New Orleans at Los Angeles Rams	1:00	Miami at Philadelphia	1:00
Pittsburgh at Kansas City	12:00	Minnesota vs. Green Bay at Milwaukee	12:00
San Diego at Indianapolis	1:00	New York Giants at St. Louis	3:00
Tampa Bay at St. Louis	12:00	New York Jets at New England	1:00
Washington at Philadelphia	1:00	Pittsburgh at San Diego	1:00
New England at New York Giants	8:00	Denver at Seattle	5:00

MONDAY, NOVEMBER 9			
Seattle at New York Jets	9:00	MONDAY, DECEMBER 14	
SUNDAY, NOVEMBER 15			
Buffalo at Cleveland	1:00	Chicago at San Francisco	6:00
Cincinnati at Atlanta	4:00	SATURDAY, DECEMBER 19	
Dallas at New England	1:00	Green Bay at New York Giants	12:30
Detroit at Washington	1:00	Kansas City at Denver	2:00
Green Bay at Seattle	1:00	SUNDAY, DECEMBER 20	
Houston at Pittsburgh	1:00	Cleveland at Los Angeles Raiders	1:00
Indianapolis at Miami	1:00	Indianapolis at San Diego	1:00
Los Angeles Rams at St. Louis	12:00	Minnesota at Detroit	1:00
Minnesota at Tampa Bay	1:00	New England at Buffalo	1:00
New Orleans at San Francisco	1:00	New Orleans at Cincinnati	1:00
New York Giants at Philadelphia	4:00	Philadelphia at New York Jets	1:00
New York Jets at Kansas City	12:00	Pittsburgh at Houston	12:00
Los Angeles Raiders at San Diego	5:00	St. Louis at Tampa Bay	4:00

MONDAY, NOVEMBER 16			
Chicago at Denver	7:00	San Francisco at Atlanta	1:00
SUNDAY, NOVEMBER 22			
Atlanta at Minnesota	12:00	Seattle at Chicago	12:00
Buffalo at New York Jets	1:00	Denver at Los Angeles Raiders	1:00
Cleveland at Houston	12:00	Green Bay at Kansas City	12:00
Detroit at Chicago	12:00	Indianapolis at New England	1:00
Denver at Los Angeles Raiders	1:00	New York Giants at New Orleans	3:00
Green Bay at Kansas City	12:00	Pittsburgh at Cincinnati	1:00
Indianapolis at New England	1:00	St. Louis at Philadelphia	1:00
New York Jets at Kansas City	3:00	San Diego at Seattle	1:00
Pittsburgh at Cincinnati	1:00	San Francisco at Tampa Bay	1:00
St. Louis at Philadelphia	1:00	Miami at Dallas	7:00
San Diego at Seattle	1:00	MONDAY, NOVEMBER 23	
San Francisco at Tampa Bay	1:00	Los Angeles Rams at Washington	9:00
Miami at Dallas	7:00	THURSDAY, NOVEMBER 26	

MONDAY, NOVEMBER 23			
Los Angeles Rams at Washington	9:00	(Thanksgiving Day)	
SUNDAY, NOVEMBER 29			
Cincinnati at New York Jets	1:00	Kansas City at Detroit	12:30
Denver at San Diego	1:00	Minnesota at Dallas	3:00
Green Bay at Chicago	12:00	SUNDAY, NOVEMBER 27	
Houston at Indianapolis	1:00	Buffalo at Philadelphia	1:00
Miami at Buffalo	1:00	Chicago at Los Angeles Raiders	1:00
New Orleans at Pittsburgh	1:00	Cincinnati at Houston	12:00
New York Giants at Washington	4:00	Detroit at Atlanta	1:00
Philadelphia at New England	1:00	Green Bay at New Orleans	12:00
		New York Jets at New York Giants	1:00
		St. Louis at Dallas	12:00
		San Diego at Denver	2:00
		Seattle at Kansas City	12:00
		Tampa Bay at Indianapolis	1:00
		Los Angeles Rams at San Francisco	5:00

MONDAY, DECEMBER 28			
New England at Miami	9:00	MONDAY, DECEMBER 28	



1987 OPPONENTS

*Will be televised locally only if sold out 72 hours prior to kickoff

BUFFALO BILLS

Pre-Season Game 4; Fri., Sept. 4

8 p.m.; Joe Robbie Stadium
Local TV (*Ch. 6 in Miami)

Game 7; Sun., Oct. 25

1 p.m.; Joe Robbie Stadium
NBC (*Ch. 7 in Miami)

Game 12; Sun., Nov. 29

1 p.m.; Rich Stadium
NBC (Ch. 7 in Miami)



ADDRESS: One Bills Drive
Orchard Park, NY 14127

PHONE: (716) 648-1800

PRESIDENT: Ralph Wilson, Jr.

GENERAL MANAGER: Bill Polian

HEAD COACH: Marv Levy

MEDIA RELATIONS DIRECTOR: Dave Senko

PUBLIC RELATIONS DIRECTOR: Denny Lynch

STADIUM: Rich Stadium (80,290)

TEAM COLORS: Royal Blue, Scarlet Red and White

1986 RECORD: 4-12

1986 RUSHING LEADER: Robb Riddick; 150 att.; 632 yards; 4 TDs

1986 PASSING LEADER: Jim Kelly; 285 of 480; 3,593 yards; 22 TDs; 17 int.

1986 RECEIVING LEADER: Andre Reed, 53 for 739 yards; 7 TDs

1987 Schedule

(All Times Local)

Sept. 13	NEW YORK JETS	1:00
Sept. 20	HOUSTON	1:00
Sept. 27	at Dallas	12:00
Oct. 4	INDIANAPOLIS	1:00
Oct. 11	at New England	1:00
Oct. 18	NEW YORK GIANTS	4:00
Oct. 25	at Miami	1:00
Nov. 1	WASHINGTON	1:00
Nov. 8	DENVER	1:00
Nov. 15	at Cleveland	1:00
Nov. 22	at New York Jets	1:00
Nov. 29	MIAMI	1:00
Dec. 6	at Los Angeles Raiders	1:00
Dec. 13	at Indianapolis	1:00
Dec. 20	NEW ENGLAND	1:00
Dec. 27	at Philadelphia	1:00

CHICAGO BEARS

Pre-Season Game 1; Sun., Aug. 16

8 p.m.; Joe Robbie Stadium
ESPN

ADDRESS: Halas Hall
250 North Washington Road
Lake Forest, IL 60045

PHONE: (312) 295-6600

PRESIDENT/CEO: Mike McCaskey

HEAD COACH: Mike Ditka

PUBLIC RELATIONS DIRECTOR: Ken Valdiserri

ASSISTANT PUBLIC RELATIONS DIRECTOR: Bryan Harlan

STADIUM: Soldier Field (66,030)

TEAM COLORS: Navy Blue, Orange and White

1986 RECORD: 14-2



1986 RUSHING LEADER: Walter Payton; 321 att.; 1,333 yards; 8 TDs
1986 PASSING LEADER: Mike Tomczak; 74 of 151; 1,105 yards; 2 TDs; 10 int.
1986 RECEIVING LEADER: Willie Gault; 42 for 818 yards; 5 TDs

1987 Schedule

(All Times Local)

Sept. 14	NEW YORK GIANTS (Monday)	8:00
Sept. 20	TAMPA BAY	12:00
Sept. 27	at Detroit	1:00
Oct. 4	at Philadelphia	1:00
Oct. 11	MINNESOTA	12:00
Oct. 18	NEW ORLEANS	12:00
Oct. 25	at Tampa Bay	1:00
Nov. 1	KANSAS CITY	12:00
Nov. 8	at Green Bay	12:00
Nov. 16	at Denver (Monday)	7:00
Nov. 22	DETROIT	12:00
Nov. 29	GREEN BAY	12:00
Dec. 6	at Minnesota	7:00
Dec. 14	at San Francisco (Monday)	6:00
Dec. 20	SEATTLE	12:00
Dec. 27	at Los Angeles Raiders	1:00

CINCINNATI BENGALS

Game 9; Sun., Nov. 8

4 p.m.; Riverfront Stadium
NBC (Ch. 7 in Miami)

BENGALS

ADDRESS: 200 Riverfront Stadium
Cincinnati, OH 45202

PHONE: (513) 621-3550

CHAIRMAN OF BOARD: Austin Knowlton

PRESIDENT: John Sawyer

VP/GENERAL MANAGER: Paul Brown

HEAD COACH: Sam Wyche

PUBLIC RELATIONS DIRECTOR: Al Heim

STADIUM: Riverfront Stadium (59,755)

TEAM COLORS: Orange, Black and White

1986 RECORD: 10-6

1986 RUSHING LEADER: James Brooks; 205 att.; 1,087 yards; 5 TDs

1986 PASSING LEADER: Boomer Esiason; 273 of 469; 3,959 yards; 24 TDs; 17 int.

1986 RECEIVING LEADER: Cris Collinsworth, 62 for 1,024 yards; 10 TDs

1987 Schedule

(All Times Local)

Sept. 13	at Indianapolis	12:00
Sept. 20	SAN FRANCISCO	1:00
Sept. 27	at Los Angeles Rams	1:00
Oct. 4	SAN DIEGO	1:00
Oct. 11	at Seattle	1:00
Oct. 18	CLEVELAND	1:00
Oct. 25	at Pittsburgh	1:00
Nov. 1	HOUSTON	1:00
Nov. 8	MIAMI	4:00
Nov. 15	at Atlanta	4:00
Nov. 22	PITTSBURGH	1:00
Nov. 29	at New York Jets	1:00
Dec. 6	KANSAS CITY	1:00
Dec. 13	at Cleveland	1:00
Dec. 20	NEW ORLEANS	1:00
Dec. 27	at Houston	12:00

DALLAS COWBOYS

Game 11; Sun., Nov. 22
8 p.m.; Texas Stadium
ESPN

ADDRESS: Cowboys Center
One Cowboys Parkway
Irving, TX 75063

PHONE: (214) 556-9900

PRESIDENT/GENERAL MANAGER: Tex Schramm

HEAD COACH: Tom Landry

PUBLIC RELATIONS DIRECTOR: Doug Todd

MEDIA SERVICES DIRECTOR: Greg Aiello

ASSISTANT PUBLIC RELATIONS DIRECTOR: Dave Pelletier

STADIUM: Texas Stadium (63,855)

TEAM COLORS: Royal Blue, Metallic Silver Blue and White

1986 RECORD: 7-9

1986 RUSHING LEADER: Tony Dorsett; 184 att.; 748 yards; 5 TDs

1986 PASSING LEADER: Steve Pelluer; 215 of 378; 2,727 yards; 8 TDs; 17 int.

1986 RECEIVING LEADER: Herschel Walker; 76 for 837 yards; 2 TDs

1987 Schedule

(All Times Local)

Sept. 13	at St. Louis	12:00
Sept. 20	at New York Giants	4:00
Sept. 27	BUFFALO	12:00
Oct. 4	at New York Jets	4:00
Oct. 11	PHILADELPHIA	12:00
Oct. 19	WASHINGTON (Monday)	8:00
Oct. 25	at Philadelphia	1:00
Nov. 2	NEW YORK GIANTS (Monday)	8:00
Nov. 8	at Detroit	1:00
Nov. 15	at New England	1:00
Nov. 22	MIAMI	7:00
Nov. 26	MINNESOTA (Thanksgiving)	3:00
Dec. 6	ATLANTA	12:00
Dec. 13	at Washington	1:00
Dec. 21	at Los Angeles Rams (Monday)	6:00
Dec. 27	ST. LOUIS	12:00

DENVER BRONCOS

Pre-Season Game 2; Mon., Aug. 24
8 p.m.; Denver Mile High Stadium
ABC (Ch. 10 in Miami)

ADDRESS: 5700 Logan Street
Denver, CO 80216

PHONE: (303) 296-1982

PRESIDENT/CEO: Pat Bowlen

GENERAL MANAGER: John Beake

VP/HEAD COACH: Dan Reeves

MEDIA RELATIONS DIRECTOR: Jim Saccomano

MEDIA RELATIONS ASSISTANT: Barry Hawkins

STADIUM: Denver Mile High Stadium (76,274)

TEAM COLORS: Orange, Royal Blue and White

1986 RECORD: 11-5

1986 RUSHING LEADER: Sammy Winder; 240 att.; 789 yards; 9 TDs

1986 PASSING LEADER: John Elway; 280 of 504; 3,485 yards; 19 TDs; 13 int.

1986 RECEIVING LEADER: Gerald Willhite; 64 for 529 yards; 3 TDs

1987 Schedule

(All Times Local)

Sept. 13	SEATTLE	2:00
Sept. 20	vs. Green Bay at Milwaukee	12:00
Sept. 28	at Cleveland (Monday)	9:00
Oct. 4	HOUSTON	2:00



Oct. 12	LOS ANGELES RAIDERS (Monday)	7:00
Oct. 18	at Kansas City	3:00
Oct. 25	at Minnesota	12:00
Nov. 1	DETROIT	2:00
Nov. 8	at Buffalo	1:00
Nov. 16	CHICAGO (Monday)	7:00
Nov. 22	at Los Angeles Raiders	1:00
Nov. 29	at San Diego	1:00
Dec. 6	NEW ENGLAND	2:00
Dec. 13	at Seattle	5:00
Dec. 19	KANSAS CITY (Saturday)	2:00
Dec. 27	SAN DIEGO	2:00

INDIANAPOLIS COLTS

Game 2; Sun., Sept. 20

1 p.m.; Hoosier Dome
NBC (Ch. 7 in Miami)

Game 10; Sun., Nov. 15

1 p.m.; Joe Robbie Stadium
NBC (*Ch. 7 in Miami)

ADDRESS: 7001 West 56th Street
Indianapolis, IN 46254

PHONE: (317) 297-2658

PRESIDENT: Robert Irsay

VP/GENERAL MANAGER: Jim Irsay

HEAD COACH: Ron Meyer

PUBLIC RELATIONS DIRECTOR: Craig Kelley

PUBLIC RELATIONS ASSISTANT: Anne Phillips

STADIUM: Hoosier Dome (60,127)

TEAM COLORS: Royal Blue, White and Silver

1986 RECORD: 3-13

1986 RUSHING LEADER: Randy McMillan; 189 att.; 609 yards; 3 TDs

1986 PASSING LEADER: Jack Trudeau; 204 of 417; 2,225 yards; 8 TDs; 18 int.

1986 RECEIVING LEADER: Matt Bouza; 71 for 830 yards; 5 TDs

1987 Schedule

(All Times Local)

Sept. 13	CINCINNATI	12:00
Sept. 20	MIAMI	12:00
Sept. 27	at St. Louis	12:00
Oct. 4	at Buffalo	1:00
Oct. 11	NEW YORK JETS	12:00
Oct. 18	at Pittsburgh	1:00
Oct. 25	NEW ENGLAND	1:00
Nov. 1	at New York Jets	1:00
Nov. 8	SAN DIEGO	1:00
Nov. 15	at Miami	1:00
Nov. 22	at New England	1:00
Nov. 29	HOUSTON	1:00
Dec. 6	at Cleveland	1:00
Dec. 13	BUFFALO	1:00
Dec. 20	at San Diego	1:00
Dec. 27	TAMPA BAY	1:00



KANSAS CITY CHIEFS

Game 5; Sun., Oct. 11
1 p.m.; Joe Robbie Stadium
NBC (*Ch. 7 in Miami)



ADDRESS: One Arrowhead Drive
Kansas City, MO 64129

PHONE: (816) 924-9300

OWNER: Lamar Hunt

VP/GENERAL MANAGER: Jim Schaaf

HEAD COACH: Frank Gansz

PUBLIC RELATIONS DIRECTOR: Gary Heise

ASSISTANT PUBLIC RELATIONS DIRECTOR: Jim Carr

STADIUM: Arrowhead Stadium (78,067)

TEAM COLORS: Red, Gold and White

1986 RECORD: 10-6

1986 RUSHING LEADER: Mike Pruitt; 139 att.; 448 yards; 2 TDs

1986 PASSING LEADER: Bill Kenney; 161 of 308; 1,922 yards; 13 TDs; 11 int.

1986 RECEIVING LEADER: Stephone Paige; 52 for 829 yards; 11 TDs

1987 Schedule

(All Times Local)

Sept. 13	SAN DIEGO	12:00
Sept. 20	at Seattle	1:00
Sept. 27	MINNESOTA	12:00
Oct. 4	at Los Angeles Raiders	1:00
Oct. 11	at Miami	1:00
Oct. 18	DENVER	3:00
Oct. 25	at San Diego	1:00
Nov. 1	at Chicago	12:00
Nov. 8	PITTSBURGH	12:00
Nov. 15	NEW YORK JETS	12:00
Nov. 22	GREEN BAY	12:00
Nov. 26	at Detroit (Thanksgiving)	12:30
Dec. 6	at Cincinnati	1:00
Dec. 13	LOS ANGELES RAIDERS	3:00
Dec. 19	at Denver (Saturday)	2:00
Dec. 27	SEATTLE	12:00

NEW ENGLAND PATRIOTS

Game 1: Sun., Sept. 13
1 p.m.; Sullivan Stadium
NBC (Ch. 7 in Miami)

Game 16; Mon., Dec. 28
9 p.m.; Joe Robbie Stadium
ABC (*Ch. 10 in Miami)



ADDRESS: Sullivan Stadium
Route 1

Foxboro, MA 02035

PHONE: (617) 543-8200

PRESIDENT: William Sullivan, Jr.

GENERAL MANAGER: Patrick Sullivan

HEAD COACH: Raymond Berry

PUBLICITY DIRECTOR: Jim Greenidge

ASSISTANT PUBLICITY DIRECTOR: Jimmy Oldham

STADIUM: Sullivan Stadium (61,000)

TEAM COLORS: Red, White and Blue

1986 RECORD: 11-5

1986 RUSHING LEADER: Craig James; 154 att.; 427 yards; 4 TDs

1986 PASSING LEADER: Tony Eason; 276 of 448; 3,328 yards; 19 TDs; 10 int.

1986 RECEIVING LEADER: Stanley Morgan; 84 for 1,491 yards; 10 TDs

1987 Schedule

(All Times Local)

Sept. 13	MIAMI	1:00
Sept. 21	at New York Jets (Monday)	9:00
Sept. 27	at Washington	1:00
Oct. 4	CLEVELAND	1:00
Oct. 11	BUFFALO	1:00
Oct. 18	at Houston	12:00
Oct. 25	at Indianapolis	1:00
Nov. 1	LOS ANGELES RAIDERS	1:00
Nov. 8	at New York Giants	8:00
Nov. 15	DALLAS	1:00
Nov. 22	INDIANAPOLIS	1:00
Nov. 29	PHILADELPHIA	1:00
Dec. 6	at Denver	2:00
Dec. 13	NEW YORK JETS	1:00
Dec. 20	at Buffalo	1:00
Dec. 28	at Miami (Monday)	9:00

NEW YORK GIANTS

Game 3; Sun., Sept. 27

1 p.m.; Joe Robbie Stadium
CBS (*Ch. 4 in Miami)



ADDRESS: Giants Stadium
East Rutherford, NJ 07073

PHONE: (201) 935-8111

PRESIDENT: Wellington Mara

VICE PRESIDENT: Tim Mara

VP/GENERAL MANAGER: George Young

HEAD COACH: Bill Parcells

MEDIA SERVICES DIRECTOR: Ed Croke

STADIUM: Giants Stadium (76,891)

TEAM COLORS: Blue, Red and White

1986 RECORD: 14-2

1986 RUSHING LEADER: Joe Morris; 341 att.; 1,516 yards; 14 TDs

1986 PASSING LEADER: Phil Simms; 259 of 468; 3,487 yards; 21 TDs; 22 int.

1986 RECEIVING LEADER: Mark Bavaro; 66 for 1,001 yards; 4 TDs

1987 Schedule

(All Times Local)

Sept. 14	at Chicago (Monday)	8:00
Sept. 20	DALLAS	4:00
Sept. 27	at Miami	1:00
Oct. 5	SAN FRANCISCO (Monday)	9:00
Oct. 11	WASHINGTON	4:00
Oct. 18	at Buffalo	4:00
Oct. 25	ST. LOUIS	4:00
Nov. 2	at Dallas (Monday)	8:00
Nov. 8	NEW ENGLAND	8:00
Nov. 15	at Philadelphia	4:00
Nov. 22	at New Orleans	3:00
Nov. 29	at Washington	4:00
Dec. 6	PHILADELPHIA	1:00
Dec. 13	at St. Louis	3:00
Dec. 19	GREEN BAY (Saturday)	12:30
Dec. 27	NEW YORK JETS	1:00

NEW YORK JETS



Game 6; Sun., Oct. 18

1 p.m.; Giants Stadium
NBC (Ch. 7 in Miami)

Game 13; Mon., Dec. 7

9 p.m.; Joe Robbie Stadium
ABC (*Ch. 10 in Miami)

ADDRESS: 598 Madison Avenue
New York, NY 10022

PHONE: (212) 421-6600

CAMP ADDRESS: 1000 Fulton Avenue
Hempstead, NY 11550

CAMP PHONE: (516) 538-6600

CHAIRMAN OF BOARD: Leon Hess

PRESIDENT: Jim Kensil

HEAD COACH: Joe Walton

PUBLIC RELATIONS DIRECTOR: Frank Ramos

ASSISTANT PUBLIC RELATIONS DIRECTOR: Ron Cohen

STADIUM: Giants Stadium (76,891)

TEAM COLORS: Kelly Green and White

1986 RECORD: 10-6

1986 RUSHING LEADER: Freeman McNeil; 214 att.; 856 yards; 5 TDs

1986 PASSING LEADER: Ken O'Brien; 300 of 482; 3,690 yards; 25 TDs; 20 int.

1986 RECEIVING LEADER: Al Toon; 85 for 1,176 yards; 8 TDs

1987 Schedule

(All Times Local)

Sept. 13	at Buffalo	1:00
Sept. 21	NEW ENGLAND (Monday)	9:00
Sept. 27	at Pittsburgh	4:00
Oct. 4	DALLAS	4:00
Oct. 11	at Indianapolis	12:00
Oct. 18	MIAMI	1:00
Oct. 25	at Washington	1:00
Nov. 1	INDIANAPOLIS	1:00
Nov. 9	SEATTLE (Monday)	9:00
Nov. 15	at Kansas City	12:00
Nov. 22	BUFFALO	1:00
Nov. 29	CINCINNATI	1:00
Dec. 7	at Miami (Monday)	9:00
Dec. 13	at New England	1:00
Dec. 20	PHILADELPHIA	1:00
Dec. 27	at New York Giants	1:00

PHILADELPHIA EAGLES

Pre-Season Game 3; Sat., Aug. 29

7:30 p.m.; Veterans Stadium
Local TV (Ch. 6 in Miami)

Game 14; Sun., Dec. 13

1 p.m.; Veterans Stadium
NBC (Ch. 7 in Miami)



ADDRESS: Veterans Stadium
Broad Street and Pattison Avenue
Philadelphia, PA 19148

PHONE: (215) 463-2500

OWNER: Norman Braman

PRESIDENT/GENERAL MANAGER: Harry Gamble

HEAD COACH: Buddy Ryan

COMMUNICATIONS DIRECTOR: Ed Wisneski

ASSISTANT COMMUNICATIONS DIRECTOR: Ron Howard

STADIUM: Veterans Stadium (66,592)

274

TEAM COLORS: Kelly Green, Silver and White

1986 RECORD: 5-10-1

1986 RUSHING LEADER: Keith Byars; 177 att.; 577 yards; 1 TD

1986 PASSING LEADER: Ron Jaworski; 128 of 245; 1,405 yards; 8 TDs; 6 int.

1986 RECEIVING LEADER: Mike Quick; 60 for 939 yards; 9 TDs

1987 Schedule

(All Times Local)

Sept. 13	at Washington	1:00
Sept. 20	NEW ORLEANS	1:00
Sept. 27	at San Francisco	1:00
Oct. 4	CHICAGO	1:00
Oct. 11	at Dallas	12:00
Oct. 18	at Green Bay	12:00
Oct. 25	DALLAS	1:00
Nov. 1	at St. Louis	12:00
Nov. 8	WASHINGTON	1:00
Nov. 15	NEW YORK GIANTS	4:00
Nov. 22	ST. LOUIS	1:00
Nov. 29	at New England	1:00
Dec. 6	at New York Giants	1:00
Dec. 13	MIAMI	1:00
Dec. 20	at New York Jets	1:00
Dec. 27	BUFFALO	1:00

PITTSBURGH STEELERS

Game 8; Sun., Nov. 1

1 p.m.; Joe Robbie Stadium
NBC (*Ch. 7 in Miami)



ADDRESS: Three Rivers Stadium
300 Stadium Circle
Pittsburgh, PA 15212

PHONE: (412) 323-1200

CHAIRMAN OF BOARD: Art Rooney

PRESIDENT: Dan Rooney

HEAD COACH: Chuck Noll

PUBLICITY DIRECTOR: Dan Edwards

ASSISTANT PUBLICITY DIRECTOR: Pat Hanlon

STADIUM: Three Rivers Stadium (59,000)

TEAM COLORS: Black and Gold

1986 RECORD: 6-10

1986 RUSHING LEADER: Earnest Jackson; 216 att.; 910 yards; 5 TDs

1986 PASSING LEADER: Mark Malone; 216 of 425; 2,444 yards; 15 TDs; 18 int.

1986 RECEIVING LEADER: Walter Abercrombie; 47 for 395 yards; 2 TDs

1987 Schedule

(All Times Local)

Sept. 13	SAN FRANCISCO	1:00
Sept. 20	at Cleveland	1:00
Sept. 27	NEW YORK JETS	4:00
Oct. 4	at Atlanta	1:00
Oct. 11	at Los Angeles Rams	1:00
Oct. 18	INDIANAPOLIS	1:00
Oct. 25	CINCINNATI	1:00
Nov. 1	at Miami	1:00
Nov. 8	at Kansas City	12:00
Nov. 15	HOUSTON	1:00
Nov. 22	at Cincinnati	1:00
Nov. 29	NEW ORLEANS	1:00
Dec. 6	SEATTLE	1:00
Dec. 13	at San Diego	1:00
Dec. 20	at Houston	12:00
Dec. 26	CLEVELAND (Saturday)	12:30

275

SEATTLE SEAHAWKS

Game 4; Sun., Oct. 4
4 p.m.; Kingdome
NBC (Ch. 7 in Miami)



ADDRESS: 11220 N.E. 53rd Street
Kirkland, WA 98033

PHONE: (206) 827-9777

PRESIDENT/GENERAL MANAGER: Mjke McCormack

HEAD COACH: Chuck Knox

PUBLIC RELATIONS DIRECTOR: Gary Wright

ASSISTANT PUBLIC RELATIONS DIRECTOR: Dave Neubert

STADIUM: Kingdome (64,984)

TEAM COLORS: Blue, Green and Silver

1986 RECORD: 10-6

1986 RUSHING LEADER: Curt Warner; 319 att.; 1,481 yards; 13 TDs

1986 PASSING LEADER: Dave Krieg; 225 of 375; 2,921 yards; 21 TDs; 11 int.

1986 RECEIVING LEADER: Steve Largent; 70 for 1,070 yards; 9 TDs

1987 Schedule

(All Times Local)

Sept. 13	at Denver	2:00
Sept. 20	KANSAS CITY	1:00
Sept. 27	at San Diego	1:00
Oct. 4	MIAMI	1:00
Oct. 11	CINCINNATI	1:00
Oct. 18	at Detroit	1:00
Oct. 25	at Los Angeles Raiders	1:00
Nov. 1	MINNESOTA	1:00
Nov. 9	at New York Jets (Monday)	9:00
Nov. 15	GREEN BAY	1:00
Nov. 22	SAN DIEGO	1:00
Nov. 30	LOS ANGELES RAIDERS (Monday)	6:00
Dec. 6	at Pittsburgh	1:00
Dec. 13	DENVER	5:00
Dec. 20	at Chicago	12:00
Dec. 27	at Kansas City	12:00

WASHINGTON REDSKINS

Game 15; Sun., Dec. 20
8 p.m.; Joe Robbie Stadium
ESPN



ADDRESS: P. O. Box 17247
Dulles International Airport
Washington, DC 20041

PHONE: (703) 471-9100

CHAIRMAN OF BOARD: Jack Kent Cooke

GENERAL MANAGER: Bobby Beathard

HEAD COACH: Joe Gibbs

PUBLIC RELATIONS DIRECTOR: Donnie Tuck

MEDIA RELATIONS DIRECTOR: John Konoza

PUBLICATIONS DIRECTOR: Ronn Levine

STADIUM: Robert F. Kennedy Memorial Stadium (55,750)

TEAM COLORS: Burgundy and Gold

1986 RECORD: 12-4

1986 RUSHING LEADER: George Rogers; 303 att.; 1,203 yards; 18 TDs

1986 PASSING LEADER: Jay Schroeder; 276 of 541; 4,109 yards; 22 TDs; 22 int.

1986 RECEIVING LEADER: Gary Clark; 74 for 1,265 yards; 7 TDs

1987 Schedule

(All Times Local)

Sept. 13	PHILADELPHIA	1:00
Sept. 20	at Atlanta	1:00
Sept. 27	NEW ENGLAND	1:00
Oct. 4	ST. LOUIS	1:00
Oct. 11	at New York Giants	4:00
Oct. 19	at Dallas (Monday)	8:00
Oct. 25	NEW YORK JETS	1:00
Nov. 1	at Buffalo	1:00
Nov. 8	at Philadelphia	1:00
Nov. 15	DETROIT	1:00
Nov. 23	LOS ANGELES RAMS (Monday)	9:00
Nov. 29	NEW YORK GIANTS	4:00
Dec. 6	at St. Louis	12:00
Dec. 13	DALLAS	1:00
Dec. 20	at Miami	8:00
Dec. 26	at Minnesota (Saturday)	3:00



Joe Robbie Stadium — a perfect place for football.

1986 FINAL STANDINGS

AMERICAN FOOTBALL CONFERENCE

EASTERN DIVISION

	W	L	T	Pct.	PF	PA
New England	11	5	0	.688	412	307
* N.Y. Jets	10	6	0	.625	364	386
Miami	8	8	0	.500	430	405
Buffalo	4	12	0	.250	287	348
Indianapolis	3	13	0	.188	229	400

CENTRAL DIVISION

	W	L	T	Pct.	PF	PA
Cleveland	12	4	0	.750	391	310
Cincinnati	10	6	0	.625	409	394
Pittsburgh	6	10	0	.375	307	336
Houston	5	11	0	.313	274	329

WESTERN DIVISION

	W	L	T	Pct.	PF	PA
Denver	11	5	0	.688	378	327
* Kansas City	10	6	0	.625	358	326
Seattle	10	6	0	.625	366	293
L.A. Raiders	8	8	0	.500	323	346
San Diego	4	12	0	.250	335	396

NATIONAL FOOTBALL CONFERENCE

EASTERN DIVISION

	W	L	T	Pct.	PF	PA
N.Y. Giants	14	2	0	.875	371	236
* Washington	12	4	0	.750	368	296
Dallas	7	9	0	.438	346	337
Philadelphia	5	10	1	.344	256	312
St. Louis	4	11	1	.281	218	351

CENTRAL DIVISION

	W	L	T	Pct.	PF	PA
Chicago	14	2	0	.875	352	187
Minnesota	9	7	0	.563	398	273
Detroit	5	11	0	.313	277	326
Green Bay	4	12	0	.250	254	418
Tampa Bay	2	14	0	.125	239	473

WESTERN DIVISION

	W	L	T	Pct.	PF	PA
San Francisco	10	5	1	.656	374	247
* L.A. Rams	10	6	0	.625	309	267
Atlanta	7	8	1	.469	280	280
New Orleans	7	9	0	.438	288	287

*Wild Card Playoff Team

PLAYOFFS

Sunday, December 28, 1986

NEW YORK JETS 35, Kansas City 15 (75,210)
WASHINGTON 19, Los Angeles Rams 7 (54,567)

Saturday, January 3, 1987

CLEVELAND 23, New York Jets 20 (OT 17:02) (79,720)
Washington 27, CHICAGO 13 (65,524)

Sunday, January 4, 1987

DENVER 22, New England 17 (75,262)
NEW YORK GIANTS 49, San Francisco 3 (75,691)

Sunday, January 11, 1987

Denver 23, CLEVELAND 20 (OT 5:48) (79,973)
NEW YORK GIANTS 17, Washington 0 (76,891)

Sunday, January 25, 1987

NEW YORK GIANTS 39, Denver 20 (101,063)

Sunday, February 1, 1987

AFC 10, NFC 6 (50,101)

AFC FIRST ROUND
NFC FIRST ROUND

AFC DIVISIONAL PLAYOFF
NFC DIVISIONAL PLAYOFF

AFC DIVISIONAL PLAYOFF
NFC DIVISIONAL PLAYOFF

AFC CHAMPIONSHIP GAME
NFC CHAMPIONSHIP GAME

SUPER BOWL XXI

AFC-NFC PRO BOWL

DOLPHINS ON THE ROAD

(Tentative)

ATLANTA (Training Session) - August 5-8

Depart: Wed., 8/5 at 9:00 a.m. EDT on Eastern charter

Arrive Atlanta at 10:50 a.m. EDT

Return: Sat., 8/8 at 1:30 p.m. EDT on Eastern charter

Arrive Miami at 3:10 p.m. EDT

Airport: Hartsfield International

Hotel: Falcon Inn (nights of 8/5-8/7)

(404) 945-6751

DENVER (Pre-Season) - August 24

6:00 p.m. MDT

Depart: Sun., 8/23 at 12:00 Noon EDT on Eastern charter

Arrive Denver at 2:45 p.m. MDT

Return: Mon., 8/24 at 11:00 p.m. MDT on Eastern charter

Arrive Miami on Tues., 8/25 at 5:55 a.m. EDT

Airport: Stapleton International

Hotel: Westin Tabor Center (night of 8/23)

(303) 572-9100

PHILADELPHIA (Pre-Season) - August 29

7:30 p.m. EDT

Depart: Fri., 8/28 at 4:00 p.m. EDT on Eastern charter

Arrive Philadelphia at 6:40 p.m. EDT

Return: Sun., 8/30 at 12:30 a.m. EDT on Eastern charter

Arrive Miami at 2:55 a.m. EDT

Airport: Philadelphia International

Hotel: Hyatt Cherry Hill (night of 8/28)

(609) 662-1234

NEW ENGLAND - September 13

1:00 p.m. EDT

Depart: Sat., 9/12 at 9:30 a.m. EDT on Eastern charter

Arrive Providence, R.I., at 12:30 p.m. EDT

Return: Sun., 9/13 at 6:15 p.m. EDT on Eastern charter

Arrive Miami at 9:15 p.m. EDT

Airport: Providence (R.I.)

Hotel: Sheraton Mansfield (night of 9/12)

(617) 339-2200

INDIANAPOLIS - September 20

12:00 Noon EST

Depart: Sat., 9/19 at 10:00 a.m. EDT on Eastern charter

Arrive Indianapolis at 11:35 a.m. EST

Return: Sun., 9/20 at 5:00 p.m. EST on Eastern charter

Arrive Miami at 8:30 p.m. EDT

Airport: Indianapolis International

Hotel: Hilton at the Circle (night of 9/19)

(317) 635-2000

SEATTLE - October 4

1:00 p.m. PDT

Depart: Fri., 10/2 at 6:00 p.m. EDT on Eastern charter

Arrive Seattle at 9:00 p.m. PDT

Return: Sun., 10/4 at 6:00 p.m. PDT on Eastern charter

Arrive Miami on Mon., 10/5 at 3:00 a.m. EDT

Airport: Sea-Tac International

Hotel: Red Lion Inn/Sea Tac (nights of 10/2 and 10/3)

(206) 246-8600

N.Y. JETS - October 18

1:00 p.m. EDT

Depart: Sat., 10/17 at 10:00 a.m. EDT on Eastern charter

Arrive Newark, N.J., at 12:45 p.m. EDT

Return: Sun., 10/18 at 6:00 p.m. EDT on Eastern charter

Arrive Miami at 8:30 p.m. EDT

Airport: Newark (N.J.)
Hotel: Meadowlands Hilton (night of 10/17)
 (201) 348-6900

CINCINNATI – November 8
4:00 p.m. EST

Depart: Sat., 11/7 at 10:00 a.m. EST on Eastern charter
 Arrive Cincinnati at 12:30 p.m. EST

Return: Sun., 11/8 at 9:00 p.m. EST on Eastern charter
 Arrive Miami at 11:30 p.m. EST

Airport: Cincinnati International
Hotel: Omni Netherland Plaza (night of 11/7)
 (513) 421-9100

DALLAS – November 22
7:00 p.m. CST

Depart: Sat., 11/21 at 12:00 Noon EST on Eastern charter
 Arrive Dallas at 1:50 p.m. CST

Return: Mon., 11/23 at 12:00 Midnight CST on Eastern charter
 Arrive Miami at 3:30 a.m. EST

Airport: Dallas/Ft. Worth International
Hotel: The Summit (night of 11/21)
 (214) 243-3363

BUFFALO – November 29
1:00 p.m. EST

Depart: Sat., 11/28 at 10:00 a.m. EST on Eastern charter
 Arrive Buffalo at 12:55 p.m. EST

Return: Sun., 11/29 at 6:15 p.m. EST on Eastern charter
 Arrive Miami at 9:10 p.m. EST

Airport: Buffalo International
Hotel: Hyatt Regency Buffalo (night of 11/28)
 (716) 856-1234

PHILADELPHIA – December 13
1:00 p.m. EST

Depart: Sat., 12/12 at 10:00 a.m. EST on Eastern charter
 Arrive Philadelphia at 12:40 p.m. EST

Return: Sun., 12/13 at 6:00 p.m. EST on Eastern charter
 Arrive Miami at 8:25 p.m. EST

Airport: Philadelphia International
Hotel: Hyatt Cherry Hill (night of 12/12)
 (609) 662-1234



DOLPHINS ON THE AIR

WIOD

In 1987, the Miami Dolphins' radio network will consist of 36 radio stations (81 markets) with Miami's WIOD (AM-610) again serving as the flagship station. WIOD has been the originator of Dolphin broadcasts since the team's 1966 inception. Known throughout South Florida as "Someplace Special for Sports," WIOD's Dolphin coverage is among the most comprehensive in the NFL.

WIOD begins its game-day coverage two hours before kickoff with "The Dolphin Express," including player features, key matchups in the upcoming game, plus other pertinent information from around the NFL. Also included in the pre-game package is "The Don Shula Show," featuring a preview of the day's contest by the Dolphin head coach.

Following the game, "The Locker Room Show" keeps listeners up-to-date on all other games around the league and also includes interviews from both the Dolphin and opposing locker rooms with key players from that day's game.

Handling the play-by-play will be "The Voice of the Dolphins," Rick Weaver, who enters his 17th season with the Dolphins. Weaver, who serves as Vice President of Sports at WIOD, is in his 24th year of calling NFL action. Weaver, who is famous for starting the "white handkerchief" in 1971, previously broadcast games for Dallas, Chicago and San Francisco. Weaver is a 10-time recipient of the Florida Sportscaster of the Year award.

A native of Toledo, Ohio, he attended Ohio State University and started in broadcasting on the University of Mississippi radio network. He and his wife, Bobbie, reside in North Miami.

Joining Weaver in the broadcast booth will be color commentator Hank Goldberg. Barry Buetel begins his first year reporting from the Dolphin sideline, while Brian Robbie will coordinate post-game interviews from the locker room.



Rick Weaver



Hank Goldberg



Barry Buetel

Following is a list of radio stations on the Dolphin Network in 1987:

Apopka	WMMMA, 990 AM	Deland	WXVQ, 1490 AM
Arcadia	WVHG, 92.1 FM	Destin	WFTW, 1260 AM
Atlantic Beach	WOKV, 600 AM	Disney World	WMMMA, 990 AM
Avon Park	WJCM, 960 AM	Dunnellon	WTRS, 102.3 FM
Bartow	WLKF, 1430 AM		WTRS, 920 AM
Belle Glade	WSWN, 93.5 FM	Eustis	WEUS, 1240 AM
Boca Raton	WIOD, 610 AM	Ft. Lauderdale	WIOD, 610 AM
Bradenton	WBRD, 1420 AM	Ft. Myers	WIKX, 770 AM
Cape Coral	WIKX, 770 AM	Ft. Pierce	WDKC, 1330 AM
Clearwater	WFLA, 970 AM	Ft. Walton Beach	WFTW, 1260 AM
Clermont	WWFL, 1340 AM	Gainesville	WDVH, 1390 AM
Clewiston	WSWN, 93.5 FM	Haines City	WYXY, 1360 AM
Cocoa	WEZY, 1350 AM	Hollywood	WIOD, 610 AM
Cocoa Beach	WEZY, 1350 AM	Jacksonville	WOKV, 600 AM
Crestview	WCNU, 1010 AM	Key West	WKIZ, 1500 AM
Crystal River	WTRS, 102.3 FM	Kissimmee	WMMMA, 990 AM
	WTRS, 920 AM	La Belle	WVHG, 92.1 FM
Daytona Beach	WNDB, 1150 AM	Lake Butler	WJXR, 92.1 FM

Lake City WQHL, 98.1 FM
 Lakeland WLKF, 1430 AM
 Lake Wales WYXY, 1360 AM
 Leesburg WEUS, 1240 AM
 Live Oak WQHL, 98.1 FM
 Macclenny WJXR, 92.1 FM
 Madison WQHL, 98.1 FM
 Marathon WKIZ, 1500 AM
 Marco Island WNOG, 1270 AM
 Melbourne WMMA, 990 AM
 Miami WIOD, 610 AM
 Moore Haven WSWN, 93.5 FM
 Naples WNOG, 1270 AM
 New Port Richey WFLA, 970 AM
 New Smyrna Beach WNDB, 1150 AM
 Ocala WTRS, 102.3 FM
 Okeechobee WIOD, 610 AM
 Orlando WMMA, 990 AM
 Ormond Beach WNDB, 1150 AM
 Palatka WSUZ, 800 AM
 Palmetto WBRD, 1420 AM
 Panama City WFTW, 1260 AM
 Pensacola WFTW, 1260 AM
 Perry WGKR, 1310 AM
 Plant City WLKF, 1430 AM
 Ponte Vedra Beach WOKV, 600 AM
 Port Charlotte WIKX, 770 AM
 Punta Gorda WIKX, 770 AM
 Quincy WWSD, 101.7 FM
 St. Augustine WFOY, 1240 AM
 St. Petersburg WFLA, 970 AM
 Sanford WUEZ, 1400 AM
 Sarasota WBRD, 1420 AM
 Sebring WJCM, 960 AM
 South Bay WSWN, 93.5 FM
 Starke WJXR, 92.1 FM
 Stuart WSTU, 1450 AM
 Tallahassee WWSD, 101.7 FM
 Tampa WFLA, 970 AM
 Titusville WMMA, 990 AM
 Vero Beach WTTB, 1490 AM
 Venice WIKX, 770 AM
 Wauchula WAUC, 1310 AM
 West Palm Beach WEAT, 850 AM
 Wildwood WEAU, 1240 AM
 Winter Haven WYXY, 1360 AM
 Winter Park WMMA, 990 AM

WQBA

For the sixth straight year, the Dolphins' South Florida Latin fans will be able to follow the team's fortunes on WQBA. The 1987 season marks the third year of the shift over to WQBAs AM station (1140).

Rene Giraldo will handle the play-by-play duties for his third season after three years as a color analyst. He will be assisted by veteran analyst Eduardo Lujan, who has served as the producer and color commentator on the Dolphins' Spanish broadcasts since their inception. Joining Giraldo and Lujan in the booth is Roly Martin, who handled sideline commentary during home games three years ago.



Rene Giraldo



Eduardo Lujan



Roly Martin

PRE-SEASON TELEVISION

WCIX (Channel 6) enters its fifth season of association with the Miami Dolphins in 1987. Channel 6 again will televise the Dolphins' pre-season games to South Florida football fans.

This year's package features two games: August 29 at Philadelphia and September 4 with Buffalo at home. The first pre-season game, August 16 at home with Chicago (Joe Robbie Stadium debut), will be televised nationally by ESPN, the cable network's first NFL broadcast. Miami's other pre-season contest, a Monday night (August 24) encounter at defending AFC Champion Denver, will be televised nationally by ABC.

Handling play-by-play for WCIX will be 30-year sportscasting veteran Jay Randolph. Randolph, who has been an NFL broadcaster for NBC for 19 years, is also the sports director for KSDK-TV in St. Louis. Joining Randolph will be former Dolphins Bob Griese and Bob Kuechenberg. Sideline reports will be furnished by WCIX sports director Walt Gray.

DATE	OPPONENT	BROADCAST	TIME
Aug. 16	CHICAGO	ESPN (national)	8:00 p.m.
Aug. 24	at Denver	ABC (national)	8:00 p.m.
Aug. 29	at Philadelphia	WCIX (Miami)	7:30 p.m.
Sept. 4	BUFFALO	WCIX (Miami)	8:00 p.m.

(Times all Eastern)

282

COVERING THE DOLPHINS

(Area Code 305 except where indicated)

WRITERS REGULARLY ASSIGNED TO CLUB

SOUTH FLORIDA

GARY SHELTON, Miami Herald (AM), One Herald Plaza (33101), 376-3500.
 RICH ROSENBLATT, Miami News (PM), P.O. Box 615 (33152), 376-3152.
 BOB HILL, Fort Lauderdale News (PM) and Sun-Sentinel (AM), 101 N. New River Drive East, Fort Lauderdale (33302), 1-761-4002, 1-761-4220.
 CRAIG DOLCH, Palm Beach Post (AM) and Evening Times (PM), 2751 South Dixie Highway, West Palm Beach (33405), 1-837-4440.
 JEFF GREEN, Hollywood Sun-Tattler (AM), 2600 N. 29th Avenue, Hollywood (33022), 1-929-8125.

OTHER FLORIDA AREAS

JOE SANTORO, Ft. Myers News Press (AM), P.O. Box 10, Ft. Myers (33902), 813/335-0359.
 DAVID STEELE, St. Petersburg Times (AM), 490 First Avenue S., St. Petersburg (33701), 813/893-8123.
 BRIAN SCHMITZ, Orlando Sentinel (AM), 633 N. Orange Avenue, Orlando (32801), 1-420-5474.
 PAT DOOLEY, Florida Times-Union (AM) and Jacksonville Journal (PM), P.O. Box 1949F, Jacksonville (32231), 904/359-4246.
 LYDIA HINSHAW, Daytona Beach News Journal, P.O. Box 431, Daytona Beach (32015), 904/252-1511.
 BILL FAY, Tampa Tribune (AM/PM), 202 S. Parker, Tampa (33606), 813/272-7852, 272-7655.

WRITERS AND COLUMNISTS

MIAMI HERALD (AM), One Herald Plaza (33101), 376-3500. S.E./ Columnist - Edwin Pope 376-3483, Exec. S.E. - Paul Anger 376-3499, TV Sports - Bob Rubin 376-3497, Larry Dorman 376-3491, Gary Long 376-3494, El Herald (Spanish Edition) - Luis Perez 376-3548.
 MIAMI NEWS (PM), P.O. Box 615 (33152), 376-3152. S.E. - Leo Suarez, Asst. S.E. - James Barger, Columnists - Tom Archdeacon 376-3103, Jenny Kellner 376-3104, Alain Poupart, Charlie Nobles, Armando Salguero, TV Sports - Tom Jicha 376-3095.
 FORT LAUDERDALE NEWS (PM) and SUN-SENTINEL (AM), 101 N. New River Drive East, Fort Lauderdale (33302), 1-761-4220 (Miami Telephone - 947-2632). Exec. S.E. - Fred Turner 1-761-4257, Columnist - Steve Hummer 1-761-4007, Craig Barnes 1-761-4225, Jeff Browne 1-761-4220, Robbie Andreu 1-761-4220, TV Sports - Jim Sarni 1-761-4006.
 PALM BEACH POST (AM) and EVENING TIMES (PM), 2751 South Dixie Highway, West Palm Beach (33405), 1-837-4440 (Miami Telephone - 949-8131). Exec. S.E. - Steve Moore 1-837-4480, Columnist - Dan Moffett 1-837-4481, Dave George, Brian Biggane, Tom D'Angelo, TV Sports - Pat McManamon.
 HOLLYWOOD SUN-TATTLER (AM), 2600 N. 29th Ave., Hollywood (33020), 1-929-8125 (Miami Telephone - 945-8831). Exec. S.E. - Mark Tomasik, Columnist - John Smetana, Jamie Turner.
 ASSOCIATED PRESS, 9100 N.W. 36 Street (33178), 594-5825. Joey Holleman, Will Lester, Fred Goodall 813/223-3270.
 UNITED PRESS INTERNATIONAL, 2100 Coral Way (33145), 285-1550. Bob Keim, Les Kjos, Frank Edge.
 SOUTH DADE NEWS-LEADER (PM), 15 N.E. First Road, P.O. Box 339, Homestead (33090), 245-2311. S.E. - Jim Carson, Scott Turick.
 BOCA RATON NEWS (AM), P.O. Box 580, Boca Raton (33429), 1-395-8305 (Miami Telephone - 944-0397). Vin Mannix.
 DOLPHIN DIGEST (Weekly), P.O. Box 6600, (33252), 662-5614. Andy Cohen, Tom Curtis, Marc Burns, Bill Daley.

RADIO AND TV SPORTSCASTERS

R-Rick Weaver, Hank Goldberg, Barry Buetel, Brian Robbie, WIOD (610 AM), 1401 79 Street Causeway (33141), 759-4311, 759-6397.
 Spanish R-WQBA (1140 AM), 2828 Coral Way (33145), 447-1140. Rene Giraldo, Eduardo Lujan, Roly Martin.

283

WTVJ-TV, (CBS, Channel 4), 316 North Miami Avenue (33128), 377-3171, 789-4263. Sports Dir. - Tony Segreto, Ned Smith, Hank Goldberg, Don Mariutto.

WSVN-TV, (NBC, Channel 7), 1401 79 Street Causeway (33141), 751-8375. Sports Dir. - Bret Lewis, Doug Vaughn, Gerry Sandusky, Tom Sedley, Barry Leffler.

WPLG-TV, (ABC, Channel 10), 3900 Biscayne Boulevard (33137), 325-2355. Sports Dir. - Khambrel Marshall, Jerry Azar, Frank Forte, Mike Horvath, Stu Birke.

WCIX-TV, (Ind., Channel 6), 8900 N.W. 18 Terrace (33172), 593-0606, 591-0666. Walt Gray, Ed Berliner, Woody Woodruffe.

WPTV-TV, (NBC, Channel 5), P. O. Box 510, Palm Beach (33480), 1-655-5455, (Miami Telephone - 949-0789). Sports Dir. - Pat Murphy, Steve Sheinfeld, Geoff Solomon.

WPEC-TV, (ABC, Channel 12), Fairfield Drive, West Palm Beach (33407), 1-844-1212, 1-848-6397, (Miami Telephone - 944-5060). Sports Dir. - Jim Gallagher, Dan Oliver, Tom Trummett.

ESPN (Local), 2020 S.W. 79 Court (33155). Steve Ruskin.

WLTN (Spanish, Channel 23), 2103 Coral Way (33145), 285-9588. Raul Striker, Arturo Polo, Jorge Hidalgo.

WSCV (Spanish, Channel 51), P. O. Box 510, Palm Beach (33020), 947-0051, 945-2800. Rene Giraldo.

WIOD (610 AM), 1401 79 Street Causeway (33141), 759-4311, 759-6397. VP/Sports - Rick Weaver, Hank Goldberg, Sonny Hirsch, Joe Zagacki, Barry Buetel, Brian Robbie.

WINZ (940 AM), 4330 N.W. 207th Drive (33055), 624-6307, 624-9400. Ron Harrison.

WNWS (790 AM), 20450 N.W. 2 Avenue (33169), 371-3126, 652-7327. Sports Dir. - Al Lombardo.

WHYI (100.7 FM), 2741 N. 29 Avenue, Hollywood (33020), 1-925-7117. John Kross.

WEAT (850 AM), 2406 S. Congress, West Palm Beach (33406), 1-965-5500. Jim Hodorowski.

MEDIA INFORMATION



*Eddie White
Director,
Publicity*



*Jeff Blumb
Asst. Director,
Publicity*



*Dick Horning
Assistant,
Publications*

CREDENTIALS: Media representatives who do not have press credentials for the entire season (but will be working for an accredited media outlet on an immediate deadline) may request them on a single-game basis. Written credential requests must be made at least four working days in advance to: Eddie White, director of publicity, Miami Dolphins, 4770 Biscayne Blvd., Suite 1440, Miami, FL 33137 (305-576-1000). Reserved credentials can be picked up at the press gate, located at Gate G of Joe Robbie Stadium, on the day of the game.

PHOTOGRAPHERS: Photographers with accredited media outlets on an immediate deadline may request credentials on a single-game basis from the Dolphins' public relations department. Credentials WILL NOT be issued to freelance photographers unless granted special approval by the Dolphins. Field photographers are reminded to remain outside of the bench area.

PRESS BOX: To get to Joe Robbie Stadium press box, enter at Gate G. Go through two sets of doors and take the exclusive press elevator to the press box. There are two levels: working press (level 2) and TV/radio/coaches booths (level 3). Stairs and the elevator connect both levels. Only credentials issued by the Dolphins will be honored for admittance to Joe Robbie Stadium.

LOCKER ROOMS: Admission to the home and visiting locker rooms is governed by each individual team. Only media representatives with proper credentials, stamped with "Locker Room Access," will be admitted. No one will be admitted to the locker rooms prior to the game. Both teams' locker rooms are located on ground level on the west side of the stadium. From the press box, take the elevator to ground level. Out of the elevator follow corridor to the left and go a quarter of the way around the stadium to locker rooms and interview room.

PARKING: Press parking at Joe Robbie Stadium is very limited. All parking requests must be directed to: Eddie White, director of publicity, (305) 576-1000.

TELEPHONES: Any media member desiring to have their own press box telephone must order it directly from Thania Diaz, Southern Bell Special Services (lines) at (305) 883-1491. Instruments can be ordered from the Dolphins' public relations department, (305) 576-1000.

COPY TRANSMISSION: Copy transmission is available at every Dolphin home game. The transmission representative is Tim Lippman, 16541 Blatt Blvd., Apt. 203, Ft. Lauderdale, FL 33326 (0-305-983-5600, H-305-384-0620).

FIELD ACCESS: Only working newspaper and TV photographers and club/stadium officials are permitted on the field during the game. Press box passes will not be honored for field admittance at any time.

ADVANCING: Generally, the Dolphins request that the opposing team's public relations representative visit training camp on Thursday to coincide with the weekly media conference call.

PRACTICE: Regular-season practice sessions usually are held at 2:00 p.m. Tuesday through Friday, and at 11:00 a.m. on Saturday (home game). Practices normally are closed to out-of-town media unless special permission is granted by the coaching staff. To request permission, or to arrange any interviews, contact the Dolphins' public relations department. TV crews are allowed to shoot the first 10 minutes (stretching) of practice. The team locker room is open to the media for 45 minutes (lunchtime) Tuesday through Friday.

FOR MORE INFO: For more information on the Dolphins, contact the public relations department: Eddie White, director of publicity; Jeff Blumb, assistant director; and Gayle Baden, secretary. Office phone is (305) 576-1000, night number is (305) 576-1004 and training camp PR numbers are (305) 625-7888 and (305) 625-6491 - switchboard.

TRAINING CAMP: The Dolphins practice at St. Thomas University (formerly Biscayne College) during both the pre-season and regular season. The campus is located in North Miami at 16400-D N.W. 32nd Ave.



*Bryan Wiedmeier
Traveling Secretary,
Operations*



*Stu Weinstein
Security Consultant*



*John Fletcher
Director,
Stadium Security*

DIRECTIONS

FT. LAUDERDALE TO TRAINING CAMP: From the north, take I-95 South to 826 West. Follow 826 West to N.W. 27th Ave. exit. When taking exit ramp, proceed straight through the first light (stay in right lane) to the second light and turn left (N.W. 32nd Ave.). The entrance to the University will be about 500 yards down on your right. The guard at the gate will direct you to the Dolphin complex.

MIAMI AIRPORT TO TRAINING CAMP: From the airport, take 836 West to 826 North. Follow to N.W. 37th Ave. exit. When taking exit ramp, proceed straight through first light (stay in right lane) to the second light and turn right (N.W. 32nd Ave.). The entrance to the University will be about 500 yards down on your right. The guard at the gate will direct you to the Dolphin complex.

FROM SOUTH TO TRAINING CAMP: From the south, take I-95 North to 826 West. Follow 826 West to N.W. 27th Ave. exit. When taking exit ramp, proceed straight through the first light (stay in right lane) to the second light and turn left (N.W. 32nd Ave.). The entrance to the University will be about 500 yards down on your right. The guard at the gate will direct you to the Dolphin complex.

PERSONNEL GUIDE

WAIVERS: The waiver system is a procedure by which player contracts or NFL rights to players are made available by a club to other NFL clubs. During the procedure, the 27 other clubs either file claims to obtain the players or waive the opportunity to do so — thus the term "waiver." Claiming clubs are assigned players on a priority based on the inverse of the won-lost standings. The claiming period normally is 10 days during the off-season and 24 hours from early July through December. In some circumstances, a club is allowed another 24 hours to rescind its action (recall of waiver request) and/or the claiming club to do the same (withdrawal of claim). If a player passes through waivers unclaimed and is not recalled by the original club, he becomes a free agent. All waivers from July through December are no recall and no withdrawal. Under the Collective Bargaining Agreement which runs through August 31, 1987, from February 1 through October 14, any veteran who has acquired four years of pension credit may, if about to be assigned to another club through the waiver system, reject such assignment and become a free agent.

ACTIVE LIST: The Active List is the principal status for players participating for a club. It consists of all players under contract, including option, who are eligible for pre-season, regular-season and post-season games. Clubs are allowed to open training camp with an unlimited number of players but thereafter must meet the mandatory roster reductions prior to the season opener.

RESERVE LIST: The Reserve List is a status for players who, for reasons of injury, retirement, military service or other circumstances, are not immediately available for participation with a club. Injured reserve is a Reserve List category that may be used by a club if a player is injured in a practice session or game of his club after having passed the club's physical examination in that year. If a player fails the club's initial physical examination, he is not available for "Reserve/Injured;" instead, the club may opt to use either the procedure of "Physically Unable to Perform" or "Non-Football Injury/Illness" as applicable to the individual case. Players in the category of "Reserve/Injured" who were physically unable to play football for a minimum of four weeks from the date of going onto IR may be re-activated by their club upon clearing procedural recall waivers. Each club will have eight free re-activations for players meeting the four-week requirement, but only three of the free re-activations can be used for a player placed on "Reserve/Injured" prior to or concurrent with the final cutdown date of September 7, 1987. Clubs participating in post-season competition will be granted an additional free re-activation. Players not meeting the four-week requirement may not return in the same season to the Active List of the club which originally placed them on IR, but may be assigned through the waiver system to another club. Players in the category of "Reserve/Retired," "Reserve/Did Not Report" or "Reserve/Veteran Free Agent Asked to Re-sign" may not be reinstated during the period from 30 days before the end of the regular season on through the post-season.

TRADES: Unrestricted trading is allowed between clubs through the Tuesday following the sixth regular-season game (October 20, 1987) and does not resume again until February 8, 1988.

ROSTER SIZES: During the 1985-86 seasons, roster size was set at 45 players, the same number it stood at from 1978-81. Between 1982 and 1984, the roster limit was at 49. From 1975-77, each club was allowed to have 43 players on the active roster. The first roster limitation rule went into effect in 1925 (16 players) and rose gradually until it reached 47 in 1974.

ROSTER CUTDOWN DATES: All clubs must reduce their active roster to 60 players by 4:00 p.m. EDT on September 1, 1987, and to the final total of 45 players by 4:00 p.m. on September 7, 1987.

INSTANT REPLAY

For the second year in a row, NFL clubs have approved a limited system of Instant Replay on a one-year basis.

The system basically stays the same as in 1986 with the exception that larger monitors will be used by Replay Officials. In 1986, there were 374 plays closely reviewed (defined as a contact to the field, but not necessarily stoppage of play). There were 38 reversals for an average of one reversal in each six games. There were three other rulings (clarification of rules) by Replay Officials.

In 1986, the system was approved by a 23-4-1 vote. In 1987, the vote was 21-7.

The NFL has discussed Instant Replay in some degree or other since the early 1970s. The League experimented in 1976 and 1978 using two basic frameworks — an independent system using cameras, replay machines and technicians separate from the network covering the game, and a "no frills" approach using existing television coverage.

In 1985, the NFL used the network feed of nine nationally televised pre-season games to experiment with the basic system that later was adopted for 1986 and 1987. A total of 28 plays were examined closely in 1985 (17 confirmed call, 4 were inconclusive, 1 was reversed and 6 had no replay shown).

What is the objective of this system?

The clubs feel that on certain plays the telecast viewed by the general public should be used to correct an indisputable error. The system will be used to reverse an on-field decision only when the Replay Official has indisputable visual evidence available to him that warrants the change.

Is the television network carrying the game part of the review process?

No. Although the Replay Official will be viewing the live network feed, there is no communication to television personnel as to what plays to show or not to show.

What is the step-by-step procedure of play review?

The Replay Official will view game action and a play will be replayed immediately on one of the two monitors, while the other monitor continues to record the live feed.

The Replay Official makes a determination if further study of the play is needed. If not, there is no contact with the field and play continues without interruption.

If the Replay Official believes an error may have been made, the Umpire will be contacted via a headset.

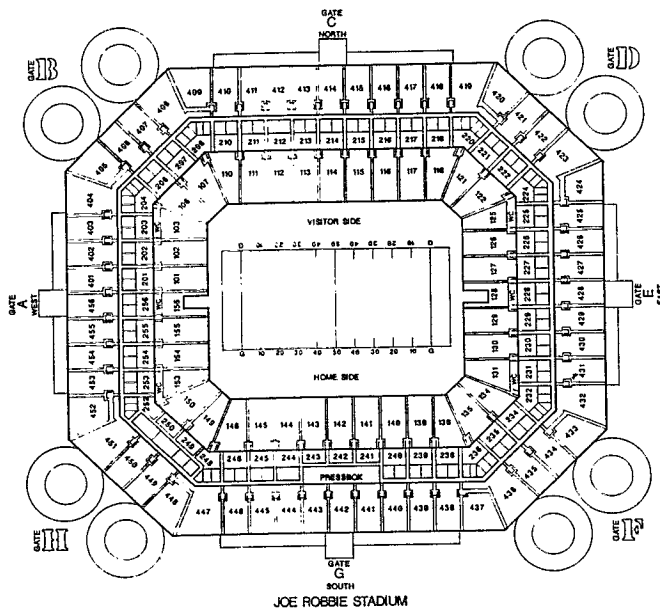
The Replay Official will watch replay(s) on one or both monitors and complete his review within a reasonable period after the play is over.

The Replay Official will inform the Umpire of his decision, and the Referee will make the appropriate announcement on the wireless microphone.

The limited Instant Replay system concentrates on plays of possession or touching (e.g., fumbles, receptions, interceptions, muffs) and most plays governed by the sidelines, goal lines, end lines and line of scrimmage (e.g., receiver or runner in or out of bounds, forward or backward passes, breaking the plane of the goal line).

However, the Instant Replay system will not include the following fouls: clipping; encroachment and off-sides; grasp of facemask; false start; defensive pass interference; offensive pass interference; offensive holding and illegal use of hands; illegal batting or punching ball; illegal block on free kick or scrimmage kick; illegal crackback; illegal motion; illegal use of forearm or elbow; illegal use of hands by defense; illegally kicking the ball; illegally snapping the ball; intentional grounding; member of the punting team downfield early; illegal formation; palpably unfair act; piling on; roughing the passer; running into or roughing the kicker; striking, kicking or kneeing; unnecessary roughness; unsportsmanlike conduct; and use of the helmet as a weapon.

TICKET INFORMATION



Single-game tickets are priced at \$26 and season tickets are priced at \$261 in Joe Robbie Stadium. Tickets for all Dolphins home games are available at the Dolphin Ticket Office, located at Gate G of Joe Robbie Stadium, and at all Dade, Broward and Palm Beach counties BASS ticket outlets. The Dolphin Ticket Office is open Monday through Saturday from 10:00 a.m. to 6:00 p.m. and on Sunday from 10:00 a.m. until kickoff. Gate G should be used for customer service and will call.

DOLPHIN TICKET OUTLETS

Joe Robbie Stadium, Gate G	623-6123
BASS Tickets	(Dade) 624-6060
	(Broward) 962-2277
	(Palm Beach) 833-9966
Tix-by-Phone	633-BASS

CLUB SEATS AND EXECUTIVE SUITES

Anyone interested in purchasing club seats or an executive suite at Joe Robbie Stadium should contact stadium sales representatives Frank Buettel or Dan Robbie at 576-1000.



Frank Buettel
Director, Sales



Dan Robbie
Sales/Promotions

Hooligan's

9555 S. Dixie Hwy.
IN THE DADELAND PLAZA
667-9673

MIAMI'S TOP SPORTS PUB!

(Rated by Business Week magazine, Feb. '87)

Big Screen TVs

Sunday and Monday Nite Football Specials

Great Food Served 11 a.m.-4 a.m.

Happy Hour 2 for 1 cocktails from 3-7 p.m.

Free Munchies 5-7 Mon. thru Fri.

Daily Business Lunch Specials

Softball, fishing and golf tourneys

OPENING OCTOBER 1987

● Fresh shucked oysters
and clams

● Steamed shrimp and clams

● Lobster, stone crabs, fish,
chowders and more!

Delivered daily . . . served fresh to you

OPEN 7 DAYS