


14510

**1990 MIAMI
DOLPHIN MEDIA
GUIDE**

Miami
Dolphins

1990 MEDIA GUIDE





1990 SCHEDULE

PRE-SEASON

DATE	OPONENT	TIME
Sat., Aug. 11	at Chicago	7:00 p.m.
Sat., Aug. 18	at Philadelphia	7:30 p.m.
Sat., Aug. 25	DENVER	8:00 p.m.
Fri., Aug. 31	MINNESOTA	8:00 p.m.

REGULAR SEASON

Sun., Sept. 9	at New England	4:00 p.m.
Sun., Sept. 16	BUFFALO	1:00 p.m.
Sun., Sept. 23	at N.Y. Giants	1:00 p.m.
Sun., Sept. 30	at Pittsburgh	1:00 p.m.
Sun., Oct. 7	N.Y. JETS	1:00 p.m.
Sun., Oct. 14	BYE (1-4 AFC EAST)	
Thurs., Oct. 18	NEW ENGLAND	8:00 p.m.
Sun., Oct. 28	at Indianapolis	1:00 p.m.
Sun., Nov. 4	PHOENIX	1:00 p.m.
Sun., Nov. 11	at N.Y. Jets	1:00 p.m.
Mon., Nov. 19	L.A. RAIDERS	9:00 p.m.
Sun., Nov. 25	at Cleveland	1:00 p.m.
Sun., Dec. 2	at Washington	1:00 p.m.
Sun., Dec. 9	PHILADELPHIA	8:00 p.m.
Sun., Dec. 16	SEATTLE	1:00 p.m.
Sun., Dec. 23	at Buffalo	1:00 p.m.
Sun., Dec. 30	INDIANAPOLIS	1:00 p.m.

All Starting Times are Eastern Time

Home Games: Aqua

Road Games: Orange

1990 MEDIA GUIDE

INDEX

-A-

All-Time Roster/Where They've Come From	352-359
All-Time Dolphin Won-Lost Records	240
Administrative Staff Biographies	23-28
Assistant Coaches/Football Staff Biographies	29-45
Attendance, Paid and Actual	305-306
Attendance, Season Tickets and Preseason	306

-C-

Covering the Dolphins	383-384
Credits	11

-D-

Depth Chart (Training Camp)	201
Dolphin Directory	10-11
Dolphin Name	364
Dolphins Are Best	20
Dolphins = Winners	21-22
Dolphins on the Air	380-382
Dolphins on the Road	379-380
Dolphins vs. the NFL	237-240
Draft, All-Time (1966-90)	360-364
Draft, All-Time By Position	364
Draft, First Round By Positions	364

-G-

Game-By-Game Starters, 1989	216-217
Game-By-Game Stats, 1989	210-214
Game-By-Game Summaries, 1989	219-233
Games Played-Started-Did Not Play, 1989	216-217
Game Status	218

-H-

Hall of Fame, Dolphins In	348-351
Historical Highlights	307-318
Honors	340-344
How Miami Was Built	202

-K-

Key Dates, 1990	247
-----------------	-----

-L-

Largest Crowds, Home and Road	305
Largest Margins, Victory and Defeat	303
Last Time	292-294
League Leaders, Individual	345

-M-

Media Information	384-385
Medical Glossary	387-390

-O-

Opponents, 1990	370-377
Orange Bowl	250
Outstanding Performances (Passing, Receiving, Rushing)	295-298
Overtime, Dolphins In	259

-P-

Personnel Guide	385-386
Player Biographies	
Veterans	56-180
Draft Choices	181-190
Free Agents	191-195
Playoff History	319-334
Playoff Records	335-339
Positional Performance Awards	346-347
Preseason, All-Time Results	248-250
Preseason, Miami In	240
Preseason Statistics, 1989	241-243
Preseason Game-By-Game Summaries	244-247
Prime Time Dolphins	304-305
Pro Bowl Selections	341-342
Pronunciation Guide	202

-R-

Rankings, 1989 Team	215
Record, Home and Away	303
Record, Month-By-Month	304
Records, Dolphins Individual	260-278
Records, Opponents Individual	290-292
Records, Team	278-290
Retired Jersey #12	351
Joe Robbie Biography	3-9
Joe Robbie Stadium	46-53
Joe Robbie Stadium Map	392
Tim Robbie Biography	12
Roster Moves, 1989	234-236
Roster, 1990 First-Year	198-199
Roster, 1990 Numerical	200
Roster, 1990 Veterans	196-197

-S-

Schedule, 1990 Dolphins	inside front cover
Schedule, 1990 NFL	368-369
Service, Length of	359
Don Shula Biography	13-19
Standings, 1989 NFL Final	378
Statistical Bests, 1989	207-209
Statistics, 1989 Defensive	206
Statistics, 1988 Dolphin	203-205

-T-

Ticket Information	Inside Back Cover
Top Tens	294-295
Trades (1966-90)	365-367

-W-

Warmest/Coldest Games	377
What To Look For In 1989	54-55

-Y-

Year-By-Year Leaders	298-301
Year-By-Year, Offense and Defense	302
Year-By-Year Scores	251-258



In Memory of
JOSEPH ROBBIE

Founder and Owner, Miami Dolphins
President, Robbie Stadium Corporation

REMEMBERING JOE ROBBIE

PAUL TAGLIABUE, NFL Commissioner: "The Dolphins won nine division titles, and the 1972 club remains the only unbeaten, untied team in NFL history. Joe Robbie was a highly respected visionary whose state-of-the-art stadium will serve as a prototype for the 1990s."

PETE ROZELLE, former NFL Commissioner: "Joe Robbie's contributions to professional football were not limited to instituting a winning NFL tradition in the South Florida area. He was a trailblazer with a keen business acumen, a strong belief in community service and a varied political background that included friends in the local, state, and national arenas."

DON SHULA, Dolphin Head Coach: "I've never been around a guy who was more dedicated or wanted to win more than Joe did. When you think back on Joe Robbie, you think about the good times, the Super Bowl years. I know how proud he was when the stadium was built and how much it meant to him. I don't know of anybody else who could have done it. His accomplishments made sports history."

LAMAR HUNT, owner of the Kansas City Chiefs: "Joe Robbie was an American original. The energy that he brought to the game helped solidify our league and encouraged the merger of the NFL and AFL. This merger, in turn, helped create the modern era of pro football in which the Dolphins have played a dominant part."

WILLIAM SULLIVAN, President of the New England Patriots: "Truly, Joe Robbie was the Horatio Alger of our game and he enriched the foundation of the American Dream by coming into the American Football League as the ninth franchise owner. With very little money but a super supply of energy, intelligence, and a total dedication to the work ethic, he showed by deeds rather than words that this is still a great land of opportunity. His stadium project is the finest contribution that any owner in my lifetime has made. He is an All-Pro in any man's language and he has enriched our society in an unparalleled manner."

NORMAN BRAMAN, owner of the Philadelphia Eagles: "Joe Robbie was a doer, a winner and a guy who never forgot where he came from and who he was. Success begins at the top of an organization, and there have been very few sports organizations that have had the kind of success the Miami Dolphins have enjoyed under Joe's leadership. There aren't many Joe Robbies left. There are not many individuals cut from that mold. It's a vanishing breed."

BOB GRAHAM, U.S. Senator (D-Fla.): "Joe Robbie was a man of great passion — passion for his family, for the Miami Dolphins, for his community, for people, and for politics."

MIAMI HERALD editorial: "Joe Robbie made a difference. Always. Mr. Robbie mattered in South Florida as few persons have. Among private entrepreneurs, the footprints of the founder of the Miami Dolphins and of Joe Robbie Stadium will be the ones to match in the 21st century. He will not be easily forgotten — or replaced."

DAN MARINO, Dolphin quarterback: "He's done a lot for the community here and for his team and his family. He certainly will be missed by a lot of people throughout the community."


JOHN OFFERDAHL, Dolphin linebacker: "He deserves a lot of respect. He's done a lot more than he's ever gotten credit for."

BOB KUECHENBERG, former Dolphin player: "All men are dreamers, but not all men dream equally. Joe Robbie was the ultimate dreamer, the greatest overachiever I ever encountered. It's hard to imagine what South Florida would have been like the last 24 years without all that Joe Robbie did for this community. He left behind a great football franchise and a wonderful stadium. Joe Robbie did what others dared not to do."

LARRY CSONKA, former Dolphin player: "It was only fitting Joe Robbie should have been the owner of the game's only undefeated team. That's the way he was. He wanted to do things nobody else had done or things people said he couldn't do."

JOE ROBBIE

July 7, 1916 — January 7, 1990



There is a saying that goes, "The difficult we can do immediately. The impossible will take a little longer." No one lived more by that creed than Joe Robbie.

When he passed away on January 7, 1990, it ended an era of unprecedented entrepreneurship, not only in South Florida but nationally, that will never be duplicated.

Against all odds, Robbie brought the state its first major league professional sports franchise, the Miami Dolphins, and proceeded to build one of the premier clubs in all of professional sports virtually from the ground up. He took an expansion team in 1966 and assembled an organization that went on to produce two National Football League Championships and three other American Football Conference titles while compiling the best regular season record in the league since the NFL-AFL merger in 1970. Under Robbie's direction, the Dolphin name has become synonymous with winning and has become one of the most recognized and popular teams in the country.

And as the driving force behind the construction of Joe Robbie Stadium despite so many obstacles, Robbie not only provided a state-of-the-art facility for Dolphin fans, but also brought Miami a Super Bowl, world-class soccer, the prospect of major league baseball, and numerous entertainment and family events. On so many occasions, Joe Robbie proved that when he made promises, he got results.

Certainly his fellow owners in the NFL understood Robbie's determination. On March 14, 1985, even before ground had been broken and permanent financing granted on Robbie's proposed new stadium, his fellow owners had the confidence in him to award the 1989 Super Bowl to Miami. They knew that whatever it would take for Joe Robbie to obtain financing and get his stadium built in time, he would get it done. And their faith was rewarded when Super Bowl XXIII was played at Joe Robbie Stadium on January 22, 1989 in the most modern facility ever to host that game.

"Joe Robbie Stadium certainly proved to be a worthy site for the Super Bowl," said Philadelphia Eagles owner Norman Braman following the conclusion of the game. "It's simply the finest stadium in the league."

And make no mistake about it, it was Robbie and the stadium he built that was the fulcrum behind the NFL's decision to hold the game in Miami. The owners agreed to revisit a city with a rich tradition of Super Bowls (five of the first 13 were played there), but a city which they previously had elected not to return to since 1979, in large part because of the antiquated state of the Orange Bowl. Had Robbie not been determined to build a new stadium in Miami, it is unlikely that the city ever would have seen another Super Bowl.

However, for Robbie, getting the Super Bowl to come to Miami and his stadium was but one of the many battles he faced along the way in construction of his luxurious showpiece. When he first announced plans to build his own privately financed stadium at the Dolphins' 1984 awards banquet, the announcement was met with laughter and skepticism by many of those in attendance. Despite the many critics who said it never could get done, Robbie was willing to do something no one else dared to do, putting not only his reputation but all of his resources on the line to back his dream.

Today, that vision has come true. Joe Robbie Stadium is real, existing for all of South Florida to enjoy, and the joke is on those same people who laughed at plans for a new stadium only years before. What once was a sand dune where motorcyclists raced and refuse was dumped, is now a tropical garden. The \$115-million facility will stand for decades to come as a lasting monument to the will and courage of the man whose name it deservedly carries.

"The mocking challenge in Miami was, 'If Joe Robbie wants a new stadium, let him build it himself.' I suppose that's what first got my interest. I don't think I'd have built it if they hadn't told me it couldn't be done," the Dolphins owner once said.

If not for Joe Robbie's dedication to the cause, his will to oppose the bureaucrats of local government, the Dolphins would have had no choice other than to continue playing in the Orange Bowl or move to another city.

In order to avoid either of these two scenarios, Robbie was forced to put everything he had ever obtained — including the Dolphins franchise — up as collateral to assure completion of the stadium project. "I wouldn't fault anybody for not laying everything on the line to build a new stadium," he said. "This is just my perverse nature. I once figured it out on a little

pocket computer. I'll have everything paid for by 2016."

To be sure, many in the sports world took note of Robbie's tremendous accomplishment in getting the stadium built despite the adversity he faced.

"I think Joe Robbie is a trailblazer. This is a very exciting new development," said Chicago Bears president Michael McCaskey, who is using Joe Robbie Stadium as a model for a football stadium he would like to see built in the Windy City.

"Joe Robbie never bowed to the packs of bureaucrats and free-loading politicians who tried to bribe him into staying in the decaying Orange Bowl," said Norris Anderson, long-time columnist for Football News. "Name me another man in football today who could privately build a \$115-million stadium without leaning on public funds. Joe Robbie did. He is the toughest man, pound for pound, I have ever met in football."

Joe Robbie was a man of iron will from a small town in South Dakota, whose character was born out of challenge and struggle in the early years of his life. The Robbie family was forced to overcome the Great Depression in the face of financial poverty. The struggle was difficult and the rewards few, but the challenge was met by young Joe through hard work, honesty and self-initiative.

The tone had been set for Joe Robbie's life.

By the time he was 50, Robbie already had made a significant contribution to society in the areas of politics, government administration, public service and trial law. Most men would have been satisfied with that much.

Not Joe Robbie.

In 1965, Robbie contacted AFL Commissioner Joe Foss, a former classmate at the University of South Dakota, about a client's interest in an expansion franchise for Philadelphia. Foss turned down the idea of Philadelphia, but suggested Miami as a possibility.

When his client was not interested in South Florida, Robbie himself took up the project. With only a successful trial lawyer's income and a family of 11 children to support, the odds were against his raising the \$7.5-million franchise fee.

On top of the fee, Robbie had to overcome a virtual embargo on pro football imposed by the Orange Bowl Committee and the University of Miami, as well as adverse sentiment among AFL owners who preferred Atlanta for 1966 expansion.

Still he remained undaunted and did the leg work and research in preparation for the franchise application. Robbie gained a powerful ally in then-Miami Mayor Robert King High, who had received a total endorsement of him from then-Vice President Hubert H. Humphrey, and followed that by recruiting show business personality Danny Thomas to be his co-applicant.

The AFL awarded Robbie and Thomas the franchise on Aug. 16, 1965. Robbie took over operation of the franchise as managing general partner and turned himself to the next challenge — building a championship team from the ground up.

From the word go, things were a struggle for the league's budding franchise and its bright new mind. Disappointment abounded, on the field and in the stands, as the team had a losing record of 15-39-2 and an average attendance of less than 29,000 over the first four years.

Thomas had sold out his interest in the Dolphins in 1967, and additional problems later arose when one of the limited partners secretly negotiated to move the team to Seattle. Robbie was quick to respond, recruiting five Miami investors to buy out the dissident partner's share and ensure the franchise remained in the city. Robbie had saved professional football in Miami.

Still, there were many skeptics as Robbie continued to make assurances that the Dolphins were in Miami to stay and that they would be a championship team one day. Those who really knew Joe Robbie never doubted him for a minute.

He took strong action in 1970, releasing the team's head coach, George Wilson, and hiring Don Shula, who had taken Baltimore to two NFL championship games.

The following season, Shula took the players Robbie and personnel director Joe Thomas had acquired in the first four years and turned the Dolphins into 10-4 playoff qualifiers from 3-10-1 losers in 1969.

Over the past two decades, the Dolphins either have won or shared first place in the division 13 times, and have become one of the most recognized franchises in all of sports history.

Making his Dolphins into a championship team had been an obsession of Robbie. Pulitzer Prize-winning author James A. Michener recognized the importance of this, describing it in his book "Sports in America." Michener wrote:



Joe Robbie and L.A. Dodgers manager Tommy Lasorda on a tour of JRS before a Dodger-Oriole spring training game.

"The majority of owners I have met are like Joe Robbie of Miami, real devotees, men and women to whom the building of a respectable team becomes a passion, and they add luster to the sporting scene . . . In the end, they are willing to make extraordinary sacrifices in order to build a winner, and their loyalty to their team often exceeds that of their players."

Robbie also began the effort to bring major league baseball to his new stadium. Large crowds for spring training games played at Joe Robbie Stadium (including an attendance of 26,417 for a New York Yankee - Baltimore Oriole game on March 25, 1989 which is the largest crowd ever to watch a big-league spring training game in the state of Florida) have gone a long way towards helping those chances. And his efforts in that area drew favorable comments by many baseball officials, including Yankee owner George Steinbrenner. "I'm a Joe Robbie fan, and I've been one for quite a while," Steinbrenner said. "He's one of those guys who knows what sports is all about."

An avid soccer fan as well, Robbie's involvement with the sport was extensive. He served as chairman of the 1994 World Cup Founders Club, a group which worked to bring soccer's premier event to the United States. He had a long-time affiliation with the Minnesota Strikers of the Major Indoor Soccer League and more recently served as majority owner and chairman of the American Soccer League's Fort Lauderdale Strikers.

Robbie did not limit his energies to the area of sports, however. He involved himself personally in a number of civic endeavors. In addition, the Dolphins, under Robbie's direction, have given some \$2 million to charitable organizations in the community that supports them.

Through the years, the awards presented to him and the positions of public service he has held revealed a side of Joe Robbie that was lost in the shadow of the success of the Dolphins.

He sat on the board of trustees of the Public Health Trust at Jackson Memorial Hospital in Miami after serving as chairman of the board. In addition, he was chairman of the board of trustees of Pop Warner Little Scholars and also sat on the board of directors of the Florida 4-H Foundation and Camillus House. He also served on the board of governors as executive vice-chairman of St. Jude's Children's Research Hospital in Memphis, the board of governors of the annual Victor Awards for the benefit of the City of Hope National Medical Center, American Health Foundation and St. Leo College.

In addition, he was a member of the Site Selection Committee of the Democratic National Committee for the party's 1988 convention.

Robbie also served on the board of directors of the United Way of Dade County, Catholic Service Bureau, Dade County Association for Retarded Citizens, Crippled Children's Society of Dade County and Miami Society of Autistic Children. In addition to previous work with the Heart Fund and Easter Seals, he also was an honorary member of the American Indian Scholarships, Inc.

In his native South Dakota, Robbie gave money for scholarships at all private colleges, in addition to sponsoring the Most Valuable Player awards for the state's high school football championships. For his many efforts in the Coyote state, Robbie was inducted into the South Dakota Hall of Fame in 1985.

In Florida, the Dolphins owner annually presented the Joe Robbie Award to the state's high school athletic director of the year. In recognition of his many accomplishments, on May 7, 1990, he was inducted into the Florida Sports Hall of Fame.

Robbie also received honors on a national level. In 1974, the Touchdown Club of Washington awarded Robbie the prestigious Timmie Award for "extraordinary achievement" by the Dolphins over a four-year period. He also received the Junior Achievement Award from the Business Leadership Hall of Fame, the Gold Key Award from the National 4-H Congress as a distinguished alumnus, United States Jaycees Hall of Leadership Award, Order of the Knights of St. Gregory (a papal honor), the Humanitarian Award from the Big Brothers and Big Sisters of Greater Miami (he was on the organization's board of advisors), Owner of the Year Award by Minneapolis-St. Paul businessmen and the Football News' Man of the Year Award.

But perhaps no award sums up the challenge and struggle of Joe Robbie's lifetime better than the rare Horatio Alger Award, given to him in 1979. It is an honor bestowed on giants of the free enterprise system, as well as U.S. presidents, in recognition of outstanding careers developed through "personal effort out of hardship."

Fellow NFL owners long recognized Robbie's unique blend of astute business practices and human compassion, twice electing him to serve on the NFL Management Council. He served from 1972-77 and was a member once again from 1983 to 1990. He also served on the NFL Properties Committee.

Born July 7, 1916, in Sisseton, S.D., Robbie got an early start in the business world. He was earning money as a by-lined sports editor of the local Sisseton Journal-Press by the time he was 14. In 1934, he interrupted his senior year of high school to enroll in the Civilian Conservation Corps (CCC) and went to work in the Black Hills area of South Dakota.

His education was not forgotten, though. Robbie had promised both his mother and himself that he would go back to school after CCC camp. He fulfilled that promise, graduating in 1935 and going on to college - the only one from his Depression-year class to do so.

Robbie entered Northern State Teachers College in Aberdeen, S.D., with nothing more than a small amount of financial aid from a debate scholarship.

The day after the Japanese attack on Pearl Harbor, Robbie volunteered as an enlisted man in the United States Navy. He rose through the ranks to become an officer and participated in five South Pacific theatre invasions. He received the Bronze Star for his service.

At war's end, Robbie returned to South Dakota to attend the University of South Dakota Law School, graduating with his juris doctorate in 1946.

While attending South Dakota, he was elected student body president. Coupled with his election to the same position at Northern State a few years earlier, Robbie may have held the distinction of being the only person ever chosen student body president at two different schools. Both schools subsequently conferred an honorary doctorate degree upon him, as have five other colleges and universities.

Robbie also served his alma mater by being national fund-raising chairman for the Dakota Dome, a \$7.2-million arena at the University of South Dakota.

After being admitted to the South Dakota bar, Robbie started his law practice in Mitchell, S.D. Within two years time, he had been elected a representative to the South Dakota State Legislature, had served as State Democratic Chairman and was the candidate for governor on the Democratic ticket.

In 1951, his friend Hubert H. Humphrey encouraged Robbie to move his young family to Minneapolis. There, he was regional director of the Office of Price Stabilization for four states from 1952-53. He also became known as one of the best and most successful trial lawyers in the region.

Robbie would go on to combine politics with his law practice. He ran strongly against nationally-known and veteran Congressman Dr. Walter Judd in 1956 and 1958, despite the fact that Judd represented the solidly-Republican Fifth Congressional District.

Robbie received national recognition as chairman of the Minnesota Municipal Commission, which he presided over from 1959-65. He had drafted the bill, passed into law by the Minnesota Legislature, which created the commission. Other states subsequently have used that legislation as a model.

Devoted to his family, Robbie always was proud of their involvement in the daily operation of both the Dolphins and Joe Robbie Stadium. Currently, his wife, Elizabeth, is a Dolphin Vice President, while three of their children also have executive positions with both entities. Tim serves as the club's President, while Dan and Janet are Dolphin Executive Vice Presidents. Other Robbie children include sons Mike, Brian, and Kevin, and daughters Lynn, Diane (Feinholz), and Deborah (Olson).

With family members continuing to build on the foundation of success that Joe Robbie established, the Dolphins and Joe Robbie Stadium will remain twin legacies of his accomplishments for years to come. It was Joe Robbie who set the standard by building the first football stadium financed entirely with private funds, a feat pulled off against the greatest of odds. And it was Joe Robbie who built one of the most successful sports franchises ever, a team that has been a continuing source of pride for South Florida.

For his vision and perseverance, Joe Robbie will always be respected. For his achievements, he will always be remembered.



DOLPHIN DIRECTORY

ADMINISTRATIVE OFFICE

Joe Robbie Stadium
2269 N.W. 199th St.
Miami, FL 33056
(305) 620-5000

TRAINING CAMP

St. Thomas University
16400-D N.W. 32nd Ave.
Miami, FL 33054
(305) 625-6491

OWNERSHIP

General Partners South Florida Sports Corporation,
Robbie Sports Corporation
Limited Partners Miami Sports Corporation,
H. Wayne Huizenga

MANAGEMENT

President Timothy J. Robbie
Executive Vice President Daniel T. Robbie
Executive Vice President Janet L. Robbie
Executive Vice President/General Manager Eddie J. Jones
Vice President Elizabeth Robbie
General Counsel/Secretary Jann M. Iliff
Assistant General Manager Bryan Wiedmeier
Executive Secretary to President Joan Buetel
Executive Secretaries .. Abby Brower, Janice Garske, Sharon White

FINANCE

Treasurer Jill R. Strafaci
Bookkeeper Doris Young
Accounting Clerks Carole Gans, Lesa Dixon, Craig Heil

MARKETING AND MEDIA RELATIONS

Director of Media Relations Harvey Greene
Marketing Director/Traveling Secretary David Evans
Media Relations Assistants Scott Stone
Maraleen "Fudge" Browne
Marketing Representative Mark Winship
Secretary Gayle Baden

ADMINISTRATIVE STAFF

Director of Information Systems Burt Gilner
Security Stuart Weinstein
Records Manager Lynn Lappin-Weinstein
Mail Clerk Jose Fiel
Receptionists Mary Morgan, DeeDee Pagano

TICKET OFFICE

Ticket Director Lamar Vernon
Box Office Manager Mitch Tormala
Ticket Staff MaryAnn Masters, Anita Bianconi

JOE ROBBIE STADIUM (JRS)

Ownership Miami Sports Corporation
H. Wayne Huizenga
Chairman of the Board Timothy J. Robbie
President Daniel T. Robbie
Treasurer William T. Duffy
Stadium Manager Glenn Mon
Director of Stadium Events Pat Kelly
Director of Security John Fletcher

Event Coordinator Patti Frederick
Sales Operations Manager John Glode
Sales Hope Kerr
Sales Representative Lynn Abramson
Chief Electrician Frank Everton
Electrical Assistant Danny Mareus
Maintenance Mechanic Ray Hahn
Groundskeepers Jim Romeo, Jerry Brown
Maintenance Rick Helms
Secretaries Arlene Brower, Trudy Champagne

TRAINING CAMP

COACHING STAFF

Head Coach Don Shula
Assistant Head Coach/
Offensive Line, Run Offense John Sandusky
Linebackers George Hill
Coaches' Assistant Tony Nathan
Defense Tom Olivadotti
Defensive Backs Mel Phillips
Receivers Larry Seiple
Defensive Line Dan Sekanovich
Quarterbacks, Pass Offense Gary Stevens
Offensive Backs Carl Taseff
Strength & Conditioning Junior Wade
Special Teams Mike Westhoff
Secretary to Head Coach Anne Rodriguez
Secretary/Player Personnel Monica Rachelson
Secretary/Scouting Pat Scanlon

TRAINING & CONDITIONING

Trainer Bob Lundy
Assistant Trainer Bill Davis

MEDICAL

Team Physician Dr. Daniel Kanell
Associate Team Physician Dr. Peter Indelicato
Medical Consultant Dr. Edward St. Mary
Team Dentist Dr. Bob Teshner

PLAYER PERSONNEL

Director of Player Personnel Charley Winner
Director of Pro Personnel Monte Clark
Director of College Scouting Tom Heckert
Administrative Assistant Pat Dreiling
Regional Scout Joe Bushofsky
Regional Scout Mike Cartwright
Regional Scout Ron Labadie
Regional Scout Jere Stripling
Regional Scout (BLESTO) Bobby Williams

EQUIPMENT

Equipment Manager Bob Monica
Assistant Equipment Managers Joe Malinconico
Eugene Davis

VIDEO/PHOTOGRAPHY

Video Manager Dave Hack
Team Photographer Dave Cross

CREDITS

The 1990 Miami Dolphins Media Guide was edited by Harvey Greene, Scott Stone, and "Fudge" Browne. Special thanks to Gayle Baden, Paul Karonis, Don Smith of the Pro Football Hall of Fame, Seymour Siwoff and his staff at Elias Sports Bureau and Rick Campbell of the NCAA for their help and assistance. Photography by Dave Cross, typesetting by Donna Risch and printing by Colonial Press Enterprises, Miami.

TIMOTHY J. ROBBIE



**President, Miami Dolphins
Chairman of the Board, JRS**

College: Tulane
NFL: Fourth Season
Dolphins: Fourth Season
Born: August 24, 1955

Tim Robbie, a veteran of 12 years of professional sports administration, was named President of the Miami Dolphins on January 12, 1990, after serving for three years (1987-89) as the club's Vice President for Public Affairs. During the first few months in his new position, Robbie quickly established his leadership abilities, signing Don Shula and John Offerdahl to new contracts, spearheading the partial sale of the team and Joe Robbie Stadium, designing a tiered ticket pricing policy, and establishing alcohol-free seating in JRS. His decisive actions in such a short period of time prompted the Ft. Lauderdale Sun-Sentinel to write that "Tim has proved adept at contract signings and business dealings. He is listening to fans, and he wants to repair the relations between the players and management."

During his three seasons as Vice President of the Dolphins, Robbie was responsible for the marketing, public relations, advertising and promotional activities of the team and Robbie Stadium Corporation and he represented the club in community affairs. In addition, he also was actively involved in player contractual negotiations and other football-related matters during that time. His experience with the Dolphins dates back to the team's first season in 1966, when he began a seven-year stint working in various capacities for the club.

In addition to his duties with the Dolphins, Robbie serves as Executive Vice President of the Fort Lauderdale Strikers of the American Soccer League. His soccer posts extend back to the Strikers' membership in the North American Soccer League, when Robbie first joined that club as Director of Public Relations in 1978. He was named the team's General Manager in 1980, becoming the youngest GM in the NASL. During his tenure with the Strikers, the club was one of the model franchises in the league, advancing to the Soccer Bowl championship game in 1980. With the imminent demise of the NASL, Robbie orchestrated the Strikers' move to Minneapolis in 1983 and their entrance into the Major Indoor Soccer League the following season while serving as the club's GM and Executive Vice President through 1988.


Apart from his responsibilities with the Dolphins, Robbie has become an active member of the South Florida community, with an involvement in a variety of charitable activities and fund-raisers. He also sits on the board of directors of the Florida Derby Festival and is a member of St. Thomas University's Advisory Board.

Robbie, 35, is a 1977 graduate (English) of Tulane University. He and his wife, Ann, reside in Coconut Grove.



12

DON SHULA



Head Coach

College: John Carroll
NFL: 28th Season
Dolphins: 21st Season
Born: January 4, 1930

"Don Shula can take his'n and beat you'n, and he could take you'n and beat his'n."

— "BUM" PHILLIPS

For more than a quarter century, Don Shula has taken "his'n" and amassed almost 300 victories during a coaching career unparalleled in National Football League history. But while others may look back at his unprecedented accomplishments in the sport, Shula is always looking ahead, constantly working to build the Dolphins once again into winners. And his refusal to rest on his many laurels is an important reason why he has been one of the most successful coaches ever in the NFL.

"My goals are the same every year — to win the Super Bowl," said Shula, "and we will do everything we can to do just that. We're going to work as hard as we can to improve and get back to being a good football team. We want to win again, and we made strides in that direction last season."

But there is more to Shula than just his victories, as impressive as that total might be. While he has gained widespread respect for his success, beyond that he has earned universal admiration for his integrity, an intangible that can't be measured by a won-loss record. Without question, Don Shula has made an impression in football, both on and off the field, that may never be duplicated.

"If I'm remembered for anything as a coach," said Shula, "I hope it's for playing within the rules. I also hope it will be said that my teams showed class and dignity in victory or defeat."

And Shula's teams are an extension of that philosophy. It's no coincidence that the Dolphins have been the least penalized team in the NFL during his seasons in Miami. Shula represents everything that's right about his profession, and certainly his coaching accomplishments will almost be impossible to match. Beginning his 28th year as an NFL head coach and his 21st season with the Dolphins, he is travelling down a road whose final destination will be Canton, Ohio, and the Pro Football Hall of Fame. Some of the stops along that journey have established yardsticks for victories and championships virtually unmatched in NFL history:

- Shula is pro football's winningest active coach with a 285-132-6 overall mark (.681 winning percentage)
- Shula is second only to the immortal George Halas (325) on the all-time NFL coaching win list
- Shula is the only coach to guide a team through an undefeated season (17-0 in 1972)
- Shula has appeared in more Super Bowls (six) than any coach
- Shula is the only coach to reach the Super Bowl three straight seasons (1971-73)
- Since 1970, Shula has led the Dolphins to the best regular season winning percentage (.672) of any team in professional sports.
- Shula is the youngest coach to win 100 games
- Shula is the youngest coach to win 200 games
- Shula's career winning percentage (.681) is the best among the NFL's all-time top-10 coaches

13

- Shula owns the second best regular-season winning percentage (.690) among all active NFL coaches
- Shula is the only coach to present two players for induction into the Pro Football Hall of Fame in the same year (Larry Csonka and Jim Langer, 1987), and has made three overall presentations (Bob Griese, 1990).

Shula has become to coaching what his unbeaten 1972 Miami Dolphins are to team accomplishment: the standard of excellence by which all others are measured. He was voted Coach of the Decade for the 1970s by the Pro Football Hall of Fame's 25-member selection committee, and his Dolphins reached the playoffs five more times in the 1980s.

His "ultimate" achievement was the NFL's first unbeaten, untied record of 17-0 in 1972 in only the third season of Shula's transformation of the Dolphins from a struggling American Football League franchise to an NFL power. His incredible two-year record of 32-2, including Super Bowl conquests in 1972 and 1973, probably never will be surpassed.

Maybe because Shula never regarded an unbeaten season as impossible, the feat became a reality.

With teams in Baltimore and Miami, Shula has built six unbeaten streaks of 10 or more games, and no other coach has more than two 10-game streaks. His .666 winning mark in 20 seasons in Miami (212-106-2) parallels his .728 percent success in Baltimore (73-26-4) from 1963 to 1969.

The Dolphins have either won or shared first place in the AFC East 13 times in the 20 years under Shula, and have reached the playoffs 12 times. His Dolphins were almost invincible at the Orange Bowl with an 111-26-1 record (.808), including an NFL-record 31-game winning streak at home from 1971 to 1974. A remarkable 18 times in 27 seasons, Shula's teams have won at least 10 games.

Shula, 60, has made a mark on the game as an innovator of defensive complexities and situational substitutions, and he has a reputation as a great motivator. Certainly, other coaches can develop brilliant strategy and exhort their players to perform at peak. But Shula seems to surpass others in his skill as a teacher.

"The important thing is not what Don Shula knows or what any of my assistant coaches know," Shula says. "The important thing is that we can transmit to the people we're responsible for. They're going to be tested on Sunday afternoon, and the fact that we win on Sunday afternoon indicates that we're getting through to them. That's what coaching is — the ability to transmit information."

Twice with the Dolphins, in 1970 and 1977, Shula has deployed five rookies in the starting defense and won 10 of 14 games each season. And for those exigencies brought on by injuries to his starting quarterback, Shula has more solutions. Backup quarterbacks for the Dolphins have a 27-7-1 record under Shula since 1970.

He cultivates a winning attitude in preseason success which reads 94-38-4 (.706), including 32-4-1 at Baltimore and 62-34-3 at Miami.

He had been the youngest head coach, 33, in NFL history when the Colts picked him in 1963 after Shula's three years as defensive coordinator of the Detroit Lions. In the old NFL, the Colts reached the title game in 1964 and 1968 after 12-2 and 13-1 campaigns, and the 1967 Colts posted an 11-1-2 record. Those three powerhouse teams averaged almost 30 points per game offensively.

Shula's resourcefulness is best documented in 1965 when injuries sidelined Colt quarterbacks John Unitas and Gary Cuozzo, and halfback Tom Matte wore the "playbook" on his wristband and directed a 20-17 upset at Los Angeles.

Shula transformed a 3-10-1 Dolphin team into a playoff qualifier his first season in Miami and laid the foundation for a perennial contender. In 1971, the Dolphins won their first of four consecutive AFC East titles, and on Christmas Day in Kansas City, the NFL's longest game (82 minutes, 40 seconds) ended with Garo Yepremian's winning 37-yard field goal in the second overtime. A week later, the Dolphins stymied the Unitas-led Colts 21-0 on the same Orange Bowl field where Baltimore had won Super Bowl V the previous January.

Dethroning the Colts launched the Dolphins to three consecutive AFC championships — a feat unequalled in either conference since the 1970 merger. But a disappointing 24-3 loss to the Dallas Cowboys in Super Bowl VI filled Shula and his players with greater drive, and in 1972 the Dolphins attracted headlines as the "Greatest Team Ever."

Shula had claimed 38-year-old Earl Morrall from the waiver list in April of 1972, recalling Morrall's leadership of the 1968 Colts. When quarterback Bob Griese suffered a broken ankle in the fifth game, Morrall took charge for 11 straight victories. The Dolphins rewrote the NFL rushing record (2,960 yards), and with a regular-season record of 105-30-5, Shula became the first NFL coach to win 100 games in his first decade. Later in his career, he was to accomplish the even more impressive feat of winning 200 games in his first 20 seasons as an NFL boss.

Surprisingly, the unbeaten Dolphins were three-point underdogs to the Washington Redskins in Super Bowl VII. Shula elected to go with a healthy Griese, and the Dolphins dominated the Redskins 14-7 for the coach's first NFL crown.

No less impressive were the 1973 Dolphins, losing only twice in 17 games. The Dolphins set a modern NFL record by allowing only 1,290 yards passing and only five touchdown passes, and they overwhelmed three playoff opponents, 85-33, including a 24-7 rout of the Minnesota Vikings in Super Bowl VIII.

Another three-game surge in the playoffs, this time a 76-26 blitz, earned the AFC Championship in the strike-shortened 1982 season and landed the Dolphins in Super Bowl XVII. Miami held a four-point lead in the fourth quarter before Washington broke a long touchdown run that sparked a 27-17 Redskin victory.

Shula led the Dolphins to yet another Super Bowl, his fifth with Miami and his sixth overall, following the 1984 season when the Dolphins went 14-2, but they fell to San Francisco 38-16 in Super Bowl XIX.

Donald Francis Shula was born January 4, 1930, in Grand River, Ohio, and was raised in Painesville, Ohio. He was a running back at John Carroll University in Cleveland, and in 1950 he gained 125 yards when the Blue Streaks upset Syracuse, 21-15.

Shula was the lone rookie on coach Paul Brown's defending NFL champion Cleveland Browns in 1951 (until Shula's college teammate Carl Taseff joined the Browns at mid-season). Shula and Taseff were involved in the largest trade in modern NFL history, a 15-player deal with Baltimore in 1953, and Shula played four seasons with the Colts (1953-56) and one season at Washington (1957) at right cornerback. He had 21 career interceptions for 247 yards in seven seasons.

Shula entered the coaching ranks with an assistant's job at Virginia (1958) and Kentucky (1959), and he joined the NFL's Detroit Lions in 1960 under coach George Wilson — a man he later replaced in Miami. The Lions posted a 26-13-1 record with Shula as the defensive coordinator.

In 1963, Shula succeeded Weeb Ewbank as head coach at Baltimore, and in the 27 seasons which have followed he has reached the NFL's championship game seven times with two victories.

Today, he takes an active role in NFL leadership, serving since 1975 on the select NFL Competition Committee which evaluates and recommends changes in playing rules as well as regulations designed to improve the safety of playing conditions.

Shula has given considerable time, plus financial and emotional support, to several area charities. The Don Shula Scholarship Foundation was created in 1978 and has awarded scholarships at several Florida colleges. He also funds scholarships in the sports administration program at St. Thomas University, the location of the Dolphins' training complex. Shula also has been active in the American Cancer Society, March of Dimes, American Red Cross, United Way and Catholic Charities.

A member of the Class of 1951 at John Carroll, Shula helps to sponsor an academic chair of studies in his name at his alma mater. The chair, funded at \$1 million through major private gifts added to Shula's own commitment, is in the University's Department of Philosophy.

Shula has drawn rave reviews for his work for three years as a studio analyst during the AFC playoffs for NBC's NFL Live. He also has provided color commentary on the Super Bowl in 1987, 1988, and 1990 for British TV, and he was a member of the NBC broadcast team for Super Bowl XXIII in 1989. On Jan. 17, 1987, Shula and his Dolphin staff (including son David, the team's assistant head coach) coached the winning South squad in the Senior Bowl in Mobile, Ala. One of his quarterbacks in that game was son Mike, then a QB from the University of Alabama.

Shula especially values his family life and his Catholic faith. He and the former Dorothy Bartish have been married 32 years (7/19/58) and have raised five children – two boys and three girls.

Oldest son David, 31, and his wife Leslie have three sons, Danny, Christopher and Matthew. David joined the Dolphin coaching staff late in the '82 season, and in 1989 was named assistant head coach for the Dallas Cowboys. He starred collegiately at Dartmouth, where he set all of the pass receiving records for the Big Green. After earning his degree in history, David played for a season with the Baltimore Colts.

Mike, 25, a former all-state quarterback at Columbus High School in Miami, enjoyed an outstanding career as signal caller for the Crimson Tide of Alabama. Mike, who graduated with a degree in labor management, is the quarterbacks coach for Tampa Bay after a one-year playing career with the Bucs.

The Shula's oldest daughter, Donna, was married in 1984 to Joe Jannach and they have two children, Alex and Lindsey. Another daughter, Sharon, graduated from the University of Miami and Florida State's College of Law. Youngest daughter, Annie, graduated from St. Thomas University and is a teacher at Sabal Palm Elementary School in North Miami Beach.



SHULA'S 27-YEAR RECORD

YEAR	TEAM	W	L	T	PCT.	FINISH			
1963	Baltimore	8	6	0	.571	3rd, NFL West Conf.			
1964 *	Baltimore	12	2	0	.857	1st, NFL West Conf.			
1965	Baltimore	10	3	1	.750	T-1st, NFL West Conf.			
1966	Baltimore	9	5	0	.643	2nd, NFL West Conf.			
1967	Baltimore	11	1	2	.857	T-1st, NFL Coastal			
1968 *	Baltimore	13	1	0	.929	1st, NFL Coastal			
1969	Baltimore	8	5	1	.607	2nd, NFL Coastal			
1970	Miami	10	4	0	.714	2nd, AFC East			
1971 *	Miami	10	3	1	.750	1st, AFC East			
1972 **	Miami	14	0	0	1.000	1st, AFC East			
1973 **	Miami	12	2	0	.857	1st, AFC East			
1974	Miami	11	3	0	.786	1st, AFC East			
1975	Miami	10	4	0	.714	T-1st, AFC East			
1976	Miami	6	8	0	.429	3rd, AFC East			
1977	Miami	10	4	0	.714	T-1st, AFC East			
1978	Miami	11	5	0	.688	T-1st, AFC East			
1979	Miami	10	6	0	.625	1st, AFC East			
1980	Miami	8	8	0	.500	3rd, AFC East			
1981	Miami	11	4	1	.719	1st, AFC East			
1982 *	Miami	7	2	0	.777	1st, AFC East			
1983	Miami	12	4	0	.750	1st, AFC East			
1984 *	Miami	14	2	0	.875	1st, AFC East			
1985	Miami	12	4	0	.750	1st, AFC East			
1986	Miami	8	8	0	.500	3rd, AFC East			
1987	Miami	8	7	0	.533	T-2nd, AFC East			
1988	Miami	6	10	0	.375	5th, AFC East			
1989	Miami	8	8	0	.500	T-2nd, AFC East			
*NFL runner-up		**NFL Champion							
		REGULAR SEASON			ALL GAMES				
		W	L	T	PCT.	W	L	T	PCT.
Baltimore Totals	71	23	4	.745	73	26	4	.728
Miami Totals	198	96	2	.672	212	106	2	.666
27-YEAR TOTALS	269	119	6	.690	285	132	6	.681

SHULA VS. THE NFL

TEAM	Miami Regular Season			Miami Playoff		Baltimore Regular Season			Baltimore Playoff		Totals		
	W	L	T	W	L	W	L	T	W	L	W	L	T
Atlanta	4	1	0	0	0	7	0	0	0	0	11	1	0
Buffalo	31	9	0	0	0	0	0	0	0	0	31	9	0
Chicago	4	1	0	0	0	7	4	0	0	0	11	5	0
Cincinnati	7	1	0	1	0	0	0	0	0	0	8	1	0
Cleveland	3	4	0	2	0	0	1	0	1	1	6	6	0
Dallas	5	1	0	0	1	1	1	0	0	0	6	3	0
Denver	2	0	1	0	0	0	0	0	0	0	2	0	1
Detroit	2	1	0	0	0	7	2	2	0	0	9	3	2
Green Bay	6	0	0	0	0	5	6	0	0	1	11	7	0
Houston	7	5	0	0	1	0	0	0	0	0	7	6	0
Ind./Balt.	27	13	0	1	0	0	0	0	0	0	28	13	0
Kansas City	6	3	0	1	0	0	0	0	0	0	7	3	0
L.A. Raiders	3	8	0	1	2	0	0	0	0	0	4	10	0
L.A. Rams	4	1	0	0	0	9	4	1	0	0	13	5	1
Minnesota	4	1	0	1	0	8	2	1	1	0	14	3	1
New England	22	17	0	1	1	0	0	0	0	0	23	18	0
New Orleans	4	1	0	0	0	2	0	0	0	0	6	1	0
N.Y. Giants	1	0	0	0	1	1	0	0	0	0	2	1	0
N.Y. Jets	24	15	1	1	0	0	0	0	0	1	25	16	1
Philadelphia	4	2	0	0	0	3	0	0	0	0	7	2	0
Phx./St. Louis	5	0	0	0	0	2	0	0	0	0	7	0	0
Pittsburgh	6	4	0	2	1	1	0	0	0	0	9	5	0
San Diego	4	4	0	1	1	0	0	0	0	0	5	5	0
San Francisco	4	1	0	0	1	12	2	0	0	0	16	4	0
Seattle	2	1	0	1	1	0	0	0	0	0	3	2	0
Tampa Bay	3	1	0	0	0	0	0	0	0	0	3	1	0
Washington	4	1	0	1	1	6	0	0	0	0	11	2	0
TOTALS	198	96	2	14	10	71	23	4	2	3	285	132	6

NFL ACTIVE COACHES

(based on career wins)

COACH	YEARS	TEAMS	REGULAR SEASON				CAREER			
			W	L	T	PCT.	W	L	T	PCT.
DON SHULA	27	COLTS, DOLPHINS	269	119	6	.690	285	132	6	.681
Chuck Noll	21	Steelers	177	132	1	.573	193	140	1	.579
Chuck Knox	17	Rams, Bills, Seahawks	155	98	1	.612	162	109	1	.597
Joe Gibbs	9	Redskins	91	45	0	.669	102	48	0	.680
Dan Reeves	9	Broncos	85	50	1	.592	91	55	1	.622
Mike Ditka	8	Bears	79	41	0	.658	84	45	0	.651
John Robinson	7	Rams	67	44	0	.604	71	50	0	.587
Bill Parcells	7	Giants	64	46	1	.581	69	49	1	.584
Marv Levy	9	Chiefs, Bills	61	66	0	.480	62	68	0	.477
M. Schottenheimer	6	Browns, Chiefs	52	34	1	.603	54	36	1	.599
Sam Wyche	6	Bengals	49	46	0	.516	51	47	0	.520
Ron Meyer	7	Patriots, Colts	47	36	0	.566	47	38	0	.553
Jerry Burns	4	Vikings	38	25	0	.603	41	28	0	.594
Ray Perkins	7	Giants, Buccaneers	38	68	0	.358	39	69	0	.361
Jim Mora	4	Saints	38	25	0	.603	38	26	0	.594
Jerry Glanville	5	Oilers, Falcons	33	32	0	.508	35	35	0	.500
Buddy Ryan	4	Eagles	33	29	1	.532	33	31	1	.515
Dan Henning	5	Falcons, Chargers	28	51	1	.356	28	51	1	.356
George Seifert	1	49ers	14	2	0	.875	17	2	0	.895
Lindy Infante	2	Packers	14	18	0	.438	14	18	0	.438
Bud Carson	1	Browns	9	6	1	.594	10	7	1	.583
Wayne Fontes	2	Lions	9	12	0	.429	9	12	0	.429
Art Shell	1	Raiders	7	5	0	.583	7	5	0	.583
Jimmy Johnson	1	Cowboys	1	15	0	.063	1	15	0	.063
Joe Bugel	0	Cardinals	0	0	0	.000	0	0	0	.000
Bruce Coslet	0	Jets	0	0	0	.000	0	0	0	.000
Jack Pardee	0	Oilers	0	0	0	.000	0	0	0	.000
Rod Rust	0	Patriots	0	0	0	.000	0	0	0	.000

NFL'S TOP 20 COACHES

(based on career wins, start of 1990 season)

COACH	YEARS	TEAMS	REGULAR SEASON				CAREER			
			W	L	T	PCT.	W	L	T	PCT.
George Halas	40	Bears	319	148	31	.672	325	151	31	.672
DON SHULA	27	COLTS, DOLPHINS	269	119	6	.690	285	132	6	.681
Tom Landry	29	Cowboys	250	162	6	.605	270	178	6	.601
Curley Lambeau	33	Packers, Cardinals, Redskins	226	132	22	.623	229	134	22	.623
Chuck Noll	21	Steelers	177	132	1	.573	193	140	1	.579
Paul Brown	21	Browns, Bengals	166	100	6	.621	170	108	6	.609
Bud Grant	18	Vikings	158	96	5	.620	168	108	5	.607
Chuck Knox	17	Rams, Bills, Seahawks	155	98	1	.612	162	109	1	.597
Steve Owen	23	Giants	151	100	17	.595	153	108	17	.582
Hank Stram	17	Chiefs, Saints	131	97	10	.571	136	100	10	.573
Weeb Ewbank	20	Colts, Jets	130	129	7	.502	134	130	7	.507
Sid Gillman	18	Rams, Chargers, Oilers	122	99	7	.550	123	104	7	.541
George Allen	12	Rams, Redskins	116	47	5	.705	118	54	5	.681
Don Coryell	14	Cardinals, Chargers	111	83	1	.572	114	89	1	.561
John Madden	10	Raiders	103	32	7	.750	112	39	7	.731
Buddy Parker	15	Cardinals, Lions, Steelers	104	75	9	.577	107	76	9	.581
Vince Lombardi	10	Packers, Redskins	96	34	6	.728	105	35	6	.740
Joe Gibbs	9	Redskins	91	45	0	.669	102	48	0	.680
Bill Walsh	10	49ers	92	59	1	.609	102	63	1	.617
Lou Saban	16	Patriots, Bills, Broncos	95	99	7	.490	97	100	7	.493

SHULA VS. FOOTBALL COACHES

Miami Dolphins Head Coach Don Shula's overall career total of 285 victories ranks fifth among all-time coaches in the history of professional and major college football. Totals include regular season and playoff games (pro) and Division I and bowl games (college). Shula is the winningest active football coach and ranks second all-time among professional football head coaches.

NAME	PRO/ COLLEGE	YEARS	WINS	LOSSES	TIES	PCT.
1. George Halas	Pro	40	325	151	31	.672
2. Paul "Bear" Bryant	College	38	323	85	17	.780
3. Amos Alonzo Stagg	College	57	314	199	35	.605
4. Glenn "Pop" Warner	College	44	313	106	32	.729
*5. DON SHULA	PRO	27	285	132	6	.681
6. Tom Landry	Pro	29	270	178	6	.601
7. Woody Hayes	College	33	238	72	10	.759
*8. Bo Schembechler	College	27	234	64	8	.778
9. Curley Lambeau	Pro	33	229	134	22	.623
*10. Joe Paterno	College	24	219	57	3	.790

* - active during 1989-90 seasons

SHULA IS COACH TO COACHES

Over the course of Don Shula's 27 years as a head coach in the National Football League, seven of his assistant coaches have gone on to earn opportunities as NFL head coaches.

In addition, Shula is the only active NFL head coach to have a former player currently serve as a head coach in the league. Ray Perkins, a wide receiver for Shula's Baltimore Colts from 1967-69, is presently head coach of the Tampa Bay Buccaneers.

NAME	YEARS AS SHULA ASSISTANT	YEARS AND TEAMS AS HEAD COACH
Bill Arnsparger	1964-69; 1970-73; 1976-83	N.Y. Giants, 1974-76
Monte Clark	1970-75	San Francisco, 1976 Detroit, 1978-84
Dan Henning	1979-80	Atlanta, 1983-86 San Diego, 1989-current
Don McCafferty	1963-69	Baltimore, 1970-72 Detroit, 1973
Chuck Noll	1966-67	Pittsburgh, 1969-current
John Sandusky	1963-69; 1976-current	Baltimore, 1972
Howard Schnellenberger	1970-72; 1975-78	Baltimore, 1973-74



DOLPHIN FACT

The Dolphins have never lost to an NFC East team at home. Miami is a perfect 8-0 in home games with NFC East foes since the merger of the National and American Football Leagues in 1970. The Dolphins are 3-0 vs. Philadelphia, 2-0 vs. Dallas, 2-0 vs. Phoenix and 1-0 vs. Washington. Miami has never faced the N.Y. Giants at home. The two teams were scheduled to play at Joe Robbie Stadium in 1987, but the game was canceled due to the players' strike. Miami will play host to Philadelphia and Phoenix in 1990.

DOLPHINS ARE BEST

Since the 1970 merger of the National and American Football Leagues, the Miami Dolphins under Don Shula are the winningest team in professional football. The Dolphins have the best regular-season and overall winning percentage of any NFL team during that span. Miami is also the only team in either the AFC or NFC to win three straight conference championships (1971-73).

TEAM	REGULAR SEASON				PLAYOFFS			
	W	L	T	PCT.	W	L	T	PCT.
1. MIAMI	198	96	2	.672	212	106	2	.666
2. L.A. Raiders	189	101	6	.649	205	110	6	.648
3. Washington	188	107	1	.637	201	115	1	.636
4. Dallas	184	112	0	.622	203	124	0	.621
5. L.A. Rams	184	108	4	.628	194	122	4	.613
6. Pittsburgh	176	119	1	.596	192	127	1	.602
7. Minnesota	176	118	2	.598	187	130	2	.589
8. Denver	168	122	6	.578	176	130	6	.574
9. San Francisco	164	129	3	.559	179	136	3	.568
10. Cincinnati	155	141	0	.524	159	146	0	.521
11. Cleveland	155	138	3	.529	158	147	3	.518
12. Chicago	152	143	1	.515	157	149	1	.513
13. Seattle	103	109	0	.486	106	113	0	.484
14. New England	144	152	0	.486	147	157	0	.484
15. Philadelphia	132	158	6	.456	135	164	6	.452
16. N.Y. Giants	131	163	2	.446	137	167	2	.451
17. Phoenix	131	159	6	.453	131	162	6	.448
18. San Diego	130	161	5	.448	133	165	5	.447
19. Indianapolis	127	167	2	.432	131	172	2	.433
20. Detroit	127	165	4	.436	127	168	4	.431
21. N.Y. Jets	126	168	2	.429	129	172	2	.429
22. Green Bay	122	166	8	.426	123	168	8	.425
23. Kansas City	126	173	7	.433	126	175	7	.420
24. Houston	122	172	2	.416	128	178	2	.419
25. Buffalo	120	174	2	.409	122	179	2	.406
26. Atlanta	117	175	4	.402	118	178	4	.400
27. New Orleans	109	183	4	.375	109	184	4	.374
28. Tampa Bay	62	149	1	.295	63	152	1	.294

Over the past two decades (1970-89), the Miami Dolphins under Don Shula own the best regular-season winning percentage of any team in the four major professional sports. Miami's regular-season record of 198-96-2 (.672) eclipses that of any of the combined 102 teams from the National Football League, Major League Baseball, the National Hockey League and the National Basketball Association.

TEAM	SPORT	W	L	T	PCT.
1. MIAMI DOLPHINS	Football	198	96	2	.672
2. Los Angeles Lakers	Basketball	1093	547	0	.667
3. Montreal Canadiens	Hockey	937	413	242	.665
4. Boston Celtics	Basketball	1087	553	0	.663
5. Los Angeles Raiders	Football	189	101	6	.649
6. Washington Redskins	Football	188	107	1	.637
7. Boston Bruins	Hockey	909	477	206	.636
8. Los Angeles Rams	Football	184	108	4	.628
9. Dallas Cowboys	Football	184	112	0	.622
10. Edmonton Oilers	Hockey	484	278	118	.617
11. Milwaukee Bucks	Basketball	1002	638	0	.611
12. Philadelphia Flyers	Hockey	852	502	238	.610
13. Minnesota Vikings	Football	176	118	2	.598
14. Pittsburgh Steelers	Football	176	119	1	.596
15. Denver Broncos	Football	168	122	6	.578
16. Philadelphia 76ers	Basketball	931	709	0	.568
17. Buffalo Sabres	Hockey	766	571	255	.561
18. N.Y. Islanders	Hockey	697	526	213	.560
19. San Francisco 49ers	Football	164	129	3	.559
20. Baltimore Orioles	Baseball	1744	1417	0	.552

DOLPHINS = WINNERS

Best Record Since NFL-AFL Merger

(regular season, 1970-89)

1. MIAMI	198	96	2	.672
2. L.A. Raiders	189	101	6	.651
3. Washington	188	107	1	.636
4. L.A. Rams	184	108	4	.625
5. Dallas	184	112	0	.621

Best Record in the '80s

(regular season)

1. San Francisco	104	47	1	.688
2. Washington	97	55	0	.638
3. MIAMI	94	57	1	.622
4. Denver	93	58	1	.615
5. Chicago	92	60	0	.605

Best Record in the '70s

(regular season)

1. Dallas	105	39	0	.729
2. MIAMI	104	39	1	.726
3. L.A. Raiders	100	38	6	.715
4. L.A. Rams	99	42	3	.698
5. Minnesota	99	43	2	.694

Best Home Record in the '80s

(regular season)

1. Denver	58	19	0	.753
2. Chicago	55	21	0	.724
3. MIAMI	53	21	1	.713
4. Washington	52	23	0	.693
5. San Francisco	49	26	0	.653

Best Road Record in the '80s

(regular season)

1. San Francisco	55	20	1	.730
2. Washington	45	32	0	.584
3. MIAMI	41	36	0	.532
4. L.A. Raiders	40	36	0	.526
L.A. Rams	40	36	0	.526

Best Playoff Record Since NFL-AFL Merger

(1970-89, minimum 15 appearances)

1. San Francisco	15	6	0	.714
2. Pittsburgh	16	8	0	.667
3. L.A. Raiders	16	9	0	.640
4. Dallas	19	12	0	.613
5. MIAMI	14	10	0	.583

Best Record Within the AFC East since NFL-AFL Merger

(regular season, 1970-89)

1. MIAMI	104	54	1	.657
2. New England	79	77	0	.635
3. N.Y. Jets	72	83	1	.465
4. Indianapolis	70	86	1	.449
5. Buffalo	65	90	1	.420

Best AFC Record vs. NFC Since NFL-AFL Merger

(regular season, 1970-89)

1. MIAMI	53	12	0	.815
2. L.A. Raiders	46	23	1	.664
3. Pittsburgh	42	25	0	.625
4. Cincinnati	41	26	0	.612
5. Denver	40	30	2	.569

Best Record in December in the '80s

	(regular season)			
1. San Francisco	29	6	0	.829
2. Washington	26	7	0	.788
3. MIAMI	28	11	0	.718
4. Cincinnati	21	13	0	.618
5. N.Y. Giants	19	14	0	.576

Best Record on Monday Night Football

	(1970-89, minimum 15 appearances)			
1. L.A. Raiders	27	6	1	.809
2. MIAMI	24	14	0	.632
3. Cleveland	11	7	0	.611
4. Dallas	19	16	0	.543
5. Washington	18	16	0	.529

Most Playoff Appearances Since NFL-AFL Merger

	(1970-89)
1. Dallas	14
L.A. Rams	14
3. Minnesota	13
4. MIAMI	12
L.A. Raiders	12
Pittsburgh	12

Most Division Championships Since NFL-AFL Merger

	(includes ties, 1970-89)
1. MIAMI	13
2. L.A. Raiders	10
Pittsburgh	10
Dallas	10
Minnesota	10
San Francisco	10

Average Points Scored Per Game in the '80s

	(regular season)
1. San Francisco	25.3
2. MIAMI	23.6
3. Cincinnati	23.5
4. Washington	23.3
5. San Diego	22.9



ADMINISTRATIVE STAFF

DANIEL T. ROBBIE



**Executive Vice President,
Miami Dolphins
President, JRS**

College: St. Thomas
NFL: Sixth Season
Dolphins: Sixth Season
Born: August 31, 1961

In his sixth season with the Dolphins, Dan Robbie was named as Executive Vice President of the team on January 12, 1990, after previously serving as director of Sales and Promotions for the club and Joe Robbie Stadium. In his new capacity, Robbie will become more involved in the day-to-day operation of the Dolphins while continuing to oversee sales, marketing, and ticket office activities of both the team and the stadium, including the sale of club seats and executive suites.

The 29-year-old Robbie worked in stadium sales for the Dolphins since June of 1985 after spending two years with the Minnesota Strikers soccer team, where he was the ticket manager.

Robbie has supervised the Dolphins' annual awards banquet each of the past four years and has been a team representative at numerous NFL Public Relations/Marketing Meetings.

Robbie, who was appointed to the executive council of the South Florida Boy Scouts in 1988, attended both the University of South Florida and St. Thomas University. An avid soccer fan and player, Dan is single and resides in North Miami.

JANET L. ROBBIE



Executive Vice President

College: Creighton University
NFL: First Season
Dolphins: First Season
Born: January 13, 1947

Janet Robbie, who begins her first season in a management capacity with the Dolphins, was named as Executive Vice President of the club on January 12, 1990. In her new capacity, she will become involved in the ongoing administrative responsibilities of the team, particularly the finance, accounting, and legal departments, as well as establishing and maintaining appropriate political, civic, and business contacts in the South Florida community.

While it might be Robbie's first season as an executive with the

Dolphins, she brings a strong business background to her new role, having worked in financial and real estate related fields throughout her career. Most recently she served as Escrow Officer for Commonwealth Title Insurance Company in Colorado.

Before embarking on her professional career, Robbie attended Creighton University and graduated with a B.S. degree in 1969. She recently relocated to Miami and has three children, John (currently a sales executive with the Dolphins), Michele, and Lisa Glode.

EDDIE J. JONES



**Executive Vice President/
General Manager**

College: Louisiana State
NFL: 19th Season
Dolphins: Third Season
Born: June 18, 1938

Eddie J. Jones, who has spent almost two decades in the NFL, was named as Executive Vice President and General Manager of the Dolphins on January 12, 1990. Jones had served the previous two seasons as the Dolphins' Vice President of Administration and Finance. In his new capacity, Jones will oversee all financial functions of the Dolphins and will direct the administrative operation of the team's front office.

Jones was president and chief operating officer of the New Orleans Saints from 1982-85. While with the Saints, he represented the team on the league's Executive Committee and was a member of the executive committee of NFL Properties. With the Dolphins, Jones currently serves on the NFL's employee benefits committee. In addition, during 1986 and 1987, Jones also was a consultant to the NFL Management Council in negotiations with the NFLPA.

A 1963 accounting graduate of LSU, Jones began his professional career as a CPA with Arthur Andersen & Co. He began his NFL career as business manager of the Saints in 1968.

An Air Force veteran, the Houston native and his wife, Marilyn, have three children, Wendy, Todd and Jeff.

JANN M. ILIFF



General Counsel/Secretary

College: Carleton
NFL: Sixth Season
Dolphins: Sixth Season
Born: November 19, 1952

Jann M. Iliff assumed her duties as General Counsel for the Dolphins in July of 1985. Prior to joining the Dolphins, she was in private law practice in Minneapolis with experience in civil litigation,

commercial law, personal injury, products liability and medical malpractice.

Iliff received her J.D. degree in 1980 from William Mitchell College of Law in St. Paul, Minn. While at Mitchell, she was a staff member of the school's Law Review. Iliff earned her undergraduate degree from Carleton College in Northfield, Minn.

A native of Minneapolis, Iliff is married to Jonathan D. Fisher, and they reside in Coral Gables.

BRYAN J. WIEDMEIER



Assistant General Manager

College: Carroll
NFL: Tenth Season
Dolphins: Tenth Season
Born: October 19, 1959

Now in his tenth season with the Dolphins, Bryan Wiedmeier was named as the club's Assistant General Manager on February 2, 1990 after holding a variety of positions with the team.

In his new capacity, Wiedmeier works closely with Executive Vice President and General Manager Eddie Jones in managing the team's day-to-day administrative responsibilities. In addition, Wiedmeier, a member of the Florida Bar, will continue his involvement in the club's legal affairs along with Dolphin General Counsel Jann Iliff.

Wiedmeier, 30, began his association with the Dolphins in 1981, and his extensive background as a member of the Dolphin front office includes stints as the club's Traveling Secretary and, most recently, as Administrative Assistant. Wiedmeier attended Carroll College (Montana) on a football scholarship, and was a three-year starter at center and a co-captain as a senior of the Fighting Saints. He was a 1981 graduate (business) of Carroll and then received his J.D. degree from the University of Miami Law School in 1989. He resides in Miami Lakes with his wife Mary and their three children, Lauren, Tori, and John.

JILL R. STRAFACI



Treasurer

College: Florida
NFL: Second Season
Dolphins: Second Season
Born: September 4, 1957

Beginning her second season with the Dolphins, Jill R. Strafacci was named as Assistant Chief Financial Officer of the team in October,

1989, before assuming her current role as Treasurer. In that role, she oversees the financial management of the club and also is involved in financial matters pertaining to Robbie Stadium Corporation.

Before joining the Dolphins, Strafacci, a CPA, was a tax specialist with Price, Waterhouse in Miami for four years, specializing in the areas of professional sports and real estate. She also worked for an accounting firm in her native Sarasota.

Strafacci graduated from the University of Florida in 1980 (accounting/finance), where she was a four-year letter-winner on the Lady Gator golf team. She resides in Miami with her husband, Frank.

WILLIAM T. DUFFY



Treasurer, JRS

College: Princeton
NFL: Third Season
Dolphins: Third Season
Born: February 28, 1956

William T. Duffy, who joined the Dolphins' front office as Director of Finance in March of 1988, was named Treasurer of Robbie Stadium Corporation in June, 1990. In his new position, Duffy, a CPA, will oversee the financial aspects of the operation of Joe Robbie Stadium and will continue to be involved with financial matters relating to the Dolphins as well.

A 1978 graduate of Princeton (B.A. in economics), he earned a master's in accounting from N.Y.U. in 1980. From 1979-82, Duffy worked in public accounting at Coopers & Lybrand in Newark, N.J. In 1982 he moved on to Johnson & Johnson, where he served as an internal auditor for a year.

The Ho-Ho-Kus, N.J., native became a financial analyst for AT&T information systems in Morristown, N.J., in 1983. After two years there, he moved on to the JVC Corp. of America, where he was assistant controller, until joining the Dolphins.

Married to the former Cathryn Yag (6/27/81), Bill and his wife are the parents of Erin (8/22/82) and Caitlin (9/5/85). They reside in Plantation.

GLENN MON



Stadium Manager

College: Southern California
NFL: Third Season
Dolphins: Third Season
Born: April 10, 1951

Glenn Mon, who handled stadium operations for such major events

26

as the Super Bowl, the 1984 Summer Olympic Games, and the Mass of Pope John Paul II, is in his third season as Stadium Manager of Joe Robbie Stadium after serving for 13 years in various capacities in management of the Los Angeles Coliseum and Sports Arena.

Before joining the Dolphins, the 39-year-old Mon spent the previous two seasons as the senior assistant general manager and acting general manager of the Coliseum, where he was responsible for all event administration. From 1984 to September of '86, he was the assistant manager and director of public relations for the L.A. Coliseum Commission with primary responsibility for the operation of the Sports Arena. For nine years, Mon was the public relations director for the Coliseum and Sports Arena.

A graduate of the University of Southern California (political science), Mon resides in Plantation with his wife, Ashley.

LAMAR VERNON



Ticket Director

College: Georgia
NFL: Third Season
Dolphins: Third Season
Born: December 9, 1943

Lamar Vernon, who brings 25 years of ticketing experience to his position, enters his third season as ticket director for the Dolphins and Joe Robbie Stadium. He coordinates all ticket operations and oversees the sale of executive suites and club seats.

Vernon, who came to the Dolphins in August of 1988, spent 23 years in major league baseball with the Atlanta Braves, Seattle Mariners and, most recently, the Chicago Cubs. While in Atlanta, Vernon set up the ticket operation for the Peach Bowl and was a member of the Atlanta Peach Bowl Committee. Throughout his years in sports, Vernon has handled ticketing operations in practically every professional sport, including tennis and soccer.

Married to Patricia, the Vernons have four children, Kelly, Kim, Geri and Gerod and they reside in Fort Lauderdale.

PAT KELLY



Director of Stadium Events

College: John Jay
NFL: Fourth Season
Dolphins: Fourth Season
Born: February 13, 1928

Pat Kelly, who supervised stadium operations at famed Yankee Stadium for 20 years, moves into his fourth season as Director of Stadium Events for Joe Robbie Stadium.

27

Kelly, who began his career at Yankee Stadium in 1967, served as stadium manager and then vice president of stadium operations before joining the Dolphins. His main responsibility was the efficient operation and maintenance of all of Yankee Stadium's facilities.

While at Yankee Stadium, he supervised the Pope's Mass, numerous American League playoff and World Series games, the All-Star game, championship boxing events and New York Giants football (1967-73).


Kelly served in the United States Navy before spending 24 years with the New York City Police Department. Married to the former Catherine Conway, they are the parents of two children. The couple resides in Lauderhill.



28

ASSISTANT COACHES

JOHN SANDUSKY



**Assistant Head Coach/
Offensive Line, Run Offense**

College: Villanova

NFL: 32nd Season

Dolphins: 15th Season

Born: December 28, 1925

Like many of the men who played for him, John Sandusky is regarded as "one of the best in the business." Sandusky and his offensive line just keep getting better. A veteran of three decades of NFL coaching (he begins his 32nd season in '90), Sandusky starts his 15th year with the Dolphins looking for continued success. In addition to his offensive line responsibilities, Sandusky was named Miami's Assistant Head Coach on March 1, 1989, and as a result has become more involved in the overall football operations and has taken on additional administrative duties.

The Dolphin offensive line under Sandusky again rewrote the record book in 1989. The line led the league in fewest sacks allowed for the ninth season and eighth consecutive year (1973, 1982-1989), both league records. In addition, the Dolphin offensive line went 19 straight games over the 1988-89 seasons without allowing a QB sack, shattering the old NFL record of five straight games, done on many previous occasions.

In 1988, Sandusky's offensive line allowed only seven sacks, the fewest in a season in NFL history, despite throwing the ball a league-high 621 times.

Despite his offensive assistant coaching title, Sandusky is also quite knowledgeable about defense, having spent seven of his 32 seasons coaching the other side of the line of scrimmage. In six of the past seven campaigns, 12 Dolphin offensive linemen have been singled out for some type of post-season honors.

The 64-year-old Sandusky joined the Dolphins in 1976 after spending three seasons (1973-75) as an assistant coach for the Philadelphia Eagles. Prior to that, he was a coach for the Baltimore Colts from 1959-72, including the 1963-69 seasons under then-Colt head coach Don Shula. When Shula moved to Miami in 1970, he attempted, but was unable, to bring Sandusky with him. Sandusky was on the Colt staff for their two Super Bowl appearances in games III and V.

When Don McCafferty was fired as Baltimore's head coach after winning only one of the first five games in 1972, Sandusky became the Colt boss and led his charges to four victories in their final nine games. Two of Sandusky's losses that season were to Shula's undefeated Dolphin team.

Sandusky was an All-America tackle at Villanova University (1946-49) before joining the NFL's Cleveland Browns in 1950. He played both offensive and defensive tackle in six seasons in Cleveland as the Browns made it to the NFL title game in all six of those campaigns (three wins). Sandusky then played one year (1956) with the Green Bay Packers before beginning his coaching career at Villanova (1957-58).

Sandusky has the unique distinction of having served in four different capacities in the now-defunct College All-Star game in Chicago. He played (1950) and coached (1958) for the All-Stars, and

29

also played (1951, 1955) and coached (1969, 1971) for the NFL championship team that annually opposed the collegians.

John and his wife, Shirley, reside in Hollywood with their daughters Gina (a teacher) and Jennifer and son Jason. Jennifer and Jason attend St. Leo College. John has two sons (Jack and James) living in Baltimore, and a daughter (Ruth) who resides in Silver Spring, Md. Another son, Gerry, is a sportscaster for WBAL-TV in Baltimore who formerly covered the Dolphins for WSVN-TV in Miami. Another son, Joe, died in '78 of complications from pneumonia while a sophomore at Tulsa University. John was married to his first wife, Ruth, for 34 years before her death in December, 1985. John has four grandchildren.

GEORGE HILL



Linebackers

College: Denison
NFL: 12th Season
Dolphins: Second Season
Born: April 28, 1933

Although George Hill is beginning just his second season with the Dolphins, he has more than a decade of coaching experience in the NFL. Before coming to Miami on March 1, 1989, Hill spent the previous four seasons (1985-88) as defensive coordinator for the Indianapolis Colts and spent six seasons before that (1979-84) as the linebacker coach for the Philadelphia Eagles. Hill originally joined the Dallas Cowboys staff on February 13, 1989, as Tom Landry's defensive coordinator, but left the Cowboys to join the Dolphins following Landry's departure.

With the Dolphins, Hill not only works with the team's linebackers but is also responsible for Miami's run defense. Hill coaches a blend of young performers such as All-Pro John Offerdahl, Eric Kumerow and Rick Graf along with seasoned veterans Barry Krauss, E.J. Junior, Hugh Green, Cliff Odom and Mike Reichenbach.

While with the Colts, Hill's coaching helped earn Indianapolis respect around the league for that team's defense and in 1987 the Colts allowed just 238 points, the fewest in the NFL.

Before joining the Eagles, Hill was a part of Woody Hayes' staff at Ohio State for eight seasons (1971-78) as defensive coordinator, and during that time the Buckeyes won six consecutive Big Ten Championships and made four Rose Bowl appearances. He also was the defensive coordinator at Duke from 1966 through 1970 and served as an assistant coach at Cornell (1965), Denison University (1960-64), and Findley (Ohio) College (1959). Before beginning his coaching career, he was a four-year letterman at Denison (1954-57).

Hill was born in Bay Village, Ohio, and now lives in Plantation with his wife, Cloyde (married 6/16/56). They have two children, Greg (11/4/64), and Tammy (2/26/69).



DOLPHIN FACT

The Dolphins owned a 75-29-1 (.719) record in the '80s in games in which they had at least one interception.

TONY NATHAN



Coaches' Assistant

College: Alabama
NFL: Third Season
Dolphins: Third Season
Born: December 14, 1956


Former Dolphins running back Tony Nathan enters his third season with Miami as a coaches assistant. In his coaching role, Nathan charts plays both in practice and on game days and assists in the breakdown of game film. Known as an outstanding receiver as a player, Nathan works with Miami's young running backs on their receiving skills.

A nine-year veteran with the Dolphins (1979-87), Nathan ended his NFL career ranked high among the Dolphins all-time rushing and receiving leaders. His career rushing totals of 732 attempts for 3,543 yards are fourth best on Miami's all-time chart, while his 383 catches rank third. In 1981, Nathan was named the team's most valuable player as he led Miami in rushing with a career-high 782 yards and an NFL-leading 5.3 yards per carry.

Collegiately, Nathan had an outstanding college career as a running back at the University of Alabama. During Nathan's final two seasons with the Tide, the school posted records of 11-1 and won the national championship his senior year. He finished his career with rushing totals of 1,997 yards on 310 carries and 29 touchdowns. As a senior, Nathan ran for a regular-season total of 770 yards and added 127 yards in Alabama's 14-7 Sugar Bowl edging of Penn State to win the national championship. He was a college teammate of current Dolphin linebackers E.J. Junior and Barry Krauss.

Nathan and his wife, Johnnie (married 6/16/79), live in Miami Lakes with daughters Nichole (7/8/80), Natalie (8/9/83) and Nadia Inez (5/27/87). He was born on December 14, 1956, in Birmingham, Alabama.

TOM OLIVADOTTI



Defense

College: Upsala
NFL: Sixth Season
Dolphins: Fourth Season
Born: September 22, 1945

Tom Olivadotti begins his fourth season as the man responsible for the Dolphins' overall defense. Olivadotti came to the Dolphins after spending two seasons (1985-86) with the Cleveland Browns as an assistant.

Under his direction, the Dolphin defense has made significant progress each of his three years with the team. In 1989, the Dolphin defense finished fifth in the AFC in sack production with 39 sacks after

finishing 13th in the conference the year before with 24 sacks. The Dolphin defense did not allow a touchdown in four of the team's 16 games in 1988. In 1987, Olivadotti's first year with Miami, the number of big plays allowed by the Dolphins decreased dramatically, as Miami was first in the AFC (and third in the NFL) in fewest yards allowed per completion (11.63), after ranking 12th in the AFC and 22nd in the NFL the previous season.

The Long Branch, N.J., native made an impressive NFL coaching debut five years ago when he handled the Browns' outstanding linebacking corps. In 1986 he was in charge of Cleveland's defensive backs — one of the main reasons the Browns came within one game of the Super Bowl. Cleveland had the best record (12-4) in the AFC that season.

Olivadotti is familiar with Miami — he spent four seasons as a defensive coach at the University of Miami, serving the last three years as defensive coordinator. The Hurricanes captured the national championship in Olivadotti's last season (1983). He then followed head coach Howard Schnellenberger (a former Dolphin assistant) to Louisville with the understanding that he could leave if a pro coaching job arose, which it did with the Browns.

Olivadotti played defensive back, linebacker, and receiver in four years as a starter at Upsala College in East Orange, N.J., and also participated in baseball and track. While coaching at New Jersey high schools Pope Pius (1967-68), Long Branch (1968-71) and Red Bank Catholic (1971-72), he also played semi-pro ball for five seasons.

He then moved on to Salesianum Prep School in Wilmington, Del., as head coach (1972-75) before moving up to the college ranks beginning at Princeton (1975-77) as tutor for linebackers and the offensive line. Later (1978-79) he coached linebackers at Boston College and also organized the entire defense.

Olivadotti, who has a business degree, resides in Cooper City with his wife, Karen (married 6/15/68), and their two children, Kari Anne (9/30/70) and Kirk (1/1/74).

A tenacious hitter during his playing days, his career statistics include 10 interceptions for 106 return yards (35-yard TD in 1970). Phillips twice won the 49ers' Len Eshmont Award, symbolic of the team's most valuable player. Following his retirement from the 49ers, Phillips worked for the city of San Francisco's juvenile probation department until joining the Lions.

Collegiate, Phillips attended North Carolina A&T, where he played both ways as a defensive back and a running back. As a senior, Phillips rushed for 648 yards on 100 carries for 11 touchdowns, and also caught 19 passes for 277 yards and four scores. That season (1965), A&T won the conference championship and Phillips intercepted two passes and rushed for two TDs in the title game. Phillips also lettered for the swimming and track teams at A&T.

Mel and his wife, Patricia (married 1/23/65), live in Miami Lakes with their daughters, Paulette (6/4/67) and Yvette (5/9/73). He was born on Jan. 6, 1942, in Shelby, N.C.

LARRY SEIPLE



Receivers

College: Kentucky
NFL: Tenth Season
Dolphins: Third Season
Born: February 14, 1945

Although he is beginning just his third season on the Dolphin coaching staff, Larry Seiple is well-known to Dolphin fans. He spent 11 seasons in Miami as a player and rejoined the team in February, 1988, as receivers coach after spending a year as a sales representative for a manufacturing company in the automotive industry in Birmingham, Michigan.

With the Dolphins, Seiple works with Pro Bowl wide receivers Mark Clayton and Mark Duper as well as all purpose player Jim Jensen. He also coaches young talent such as Ferrell Edmunds, Andre Brown, Fred Banks, Tony Martin, Scott Schwedes and draft choices Thomas Woods and Phil Ross.

In 1989, Dolphin receivers had their fair share of success as Ferrell Edmunds became the first Dolphin tight end to be selected to the NFL's annual Pro Bowl contest and rookie wide receiver Andre Brown, who joined the Dolphins as an undrafted free agent, set the team rookie record with six touchdown receptions.


In Seiple's first season as receivers coach, Clayton set a new Dolphin record for receptions with 86 (finishing tied for second in the NFL in that category) while Jensen developed into one of the most dependable receivers in the league.

The Allentown, Pa., native brought seven years of experience as an NFL receivers coach to Miami. He formerly served as receivers coach with the Detroit Lions (1980-84), working under former Dolphins' assistant and current Director of Pro Personnel Monte Clark. He then moved on to Tampa Bay, where he was receivers coach from 1985-86. While in Detroit, Seiple was on a staff that also included current Miami defensive backs coach Mel Phillips.

The 45-year-old Seiple began his coaching career at the University of Miami under another former Dolphin assistant, Howard Schnellenberger. Seiple was with the Hurricanes during the 1979 season.

Seiple's playing career with the Dolphins spanned 11 seasons (1967-77) after he made the team as a seventh-round draft choice out of Kentucky. He played in 149 regular-season games for Miami (ninth-

MEL PHILLIPS



Defensive Backs

College: North Carolina A&T
NFL: 11th Season
Dolphins: Sixth Season
Born: January 6, 1942

Mel Phillips moves into his sixth season as defensive backs coach for the Dolphins. Under Phillips' guidance, young safeties Louis Oliver and Jarvis Williams developed into one of the NFL's most intimidating pair of safeties. In 1989, Oliver became just the fourth rookie in Dolphin history to lead the club in interceptions after Williams had accomplished the same feat as a rookie the year before.

Before coming to Miami, the 48-year-old Phillips previously held the same position for five seasons with the Detroit Lions (1980-84). In Detroit, Phillips coached under then-head coach (and current Dolphin Director of Pro Personnel) Monte Clark.

Known for his outstanding rapport with the players, Phillips works with a defensive backfield that features quality veterans Paul Lankford, Liffort Hogley, and the recently acquired Tim McKyer, as well as young players such as Williams, Oliver, Rodney Thomas and J.B. Brown along with draft choices Sean Vanhorse and Bobby Harden.

Phillips, a native of Shelby, N.C., played 12 seasons for the San Francisco 49ers (1966-77), including eight as a starter at strong safety.

most in team history) as a punter, tight end, wide receiver and running back. Seiple finished his career with 72 receptions for 935 yards (13.0 average) and seven touchdowns. His best season came in 1969 when he led the Dolphins in receiving with 41 catches for 577 yards (14.1 average) and five TDs. He also had 16 carries for 159 yards in his career.

Seiple still holds the Dolphins' record for most career punts (633), and his career punting average (40.0 yards) is second only to the 43.4-yard average of current punter Reggie Roby. Seiple's most memorable exploit as a Dolphin came against Pittsburgh in the 1972 AFC Championship game when his daring 37-yard run on fourth down from punt formation set up Miami's first touchdown in a 21-17 victory.

He and his wife, Trudy (married 6/4/66), live in Miami Lakes and have three children, Keri Lynn (6/10/67), Larry (7/10/69) and Lori Ann (11/26/71).

GARY STEVENS



Quarterbacks/Pass Offense

College: John Carroll

NFL: Second Season

Dolphins: Second Season

Born: March 19, 1943

DAN SEKANOVICH



Defensive Line

College: Tennessee

NFL: 14th Season

Dolphins: Fifth Season

Born: July 27, 1933

Dan Sekanovich, a veteran of more than a decade of NFL coaching, begins his fifth season as a member of the Miami Dolphins staff. The 57-year-old Sekanovich is in charge of the Dolphin defensive line, and under his guidance Miami defensive end Jeff Cross, a ninth-round draft choice in 1988, emerged as one of the top pass rushers in the AFC in 1989 by recording a team-leading 10 sacks. Sekanovich also is credited with the development of nose tackle Brian Sochia, a former free agent who earned Pro Bowl honors in 1988.

Sekanovich spent three seasons (1983-85) as assistant head coach/defensive line mentor of the Atlanta Falcons before coming to Miami. While with Atlanta he helped to develop two young linemen in Rick Bryan and Mike Gann. With the Dolphins, he is working with young veterans like Cross, Sochia, John Bosa and T.J. Turner, as well as draft choice Alfred Oglesby.

Prior to his Atlanta post, Sekanovich developed one of the NFL's most feared defensive units, "The New York Sack Exchange," while defensive line coach for the New York Jets from 1977-82. In 1981, the Sack Exchange led the NFL in sacks with the defensive line getting 59 of 66.

Before joining the Jets, the West Hazleton, Pa., native enjoyed his first professional coaching experience when he served on Marv Levy's staff (now head coach of the Buffalo Bills) for the Montreal Alouettes of the Canadian Football League from 1973-76. Montreal captured the Grey Cup title in 1974 as Sekanovich coached both the offensive and defensive lines.

His collegiate coaching stops included: Kentucky (1971-72), Navy (1969-70), Pittsburgh (1968), Connecticut (1964-67) and Susquehanna (1961-63).

Sekanovich enjoyed a fine playing career (1951-53) at Tennessee under General Bob Neyland, where he played as a defensive end.

Dan and his wife, Delores (married 11/27/65), have a son, Dan, Jr. (11/23/66), who recently graduated from Wake Forest, and a daughter, Catherine (11/28/68), a junior at the University of Connecticut. They reside in Cooper City.

CARL TASEFF



Offensive Backs

College: John Carroll

NFL: 24th Season

Dolphins: 21st Season

Born: September 28, 1928

When Don Shula arrived in Miami in 1970, so too did Carl Taseff. Taseff and Shula's relationship dates back to their college days when they played in the same backfield together for coach Herb Eisele's John Carroll squad in Cleveland. They were also roommates in the NFL while both played for Cleveland (1951-52) and Baltimore (1953-56).

Taseff has coached the Dolphin offensive backs since coming to South Florida, and he's done it with great success. In fact, in the

eight-year span from 1970-77 Taseff's backs ranked fifth or higher in NFL rushing on seven occasions. More important, Taseff has been able to change with the times. During the 1970s, the Dolphins employed a grind-it-out style that featured powerful fullback Larry Csonka. Since Dan Marino's emergence as Miami's air-oriented quarterback, Taseff's charges have become more a part of the passing game.

Taseff came to Miami after spending two years working for the CEPO scouting combine (1968-69). Prior to that, he had coaching stints with the AFL's Boston Patriots (1964) and the NFL's Detroit Lions (1965-66).

As a player, Taseff was a star running back at John Carroll University, scoring 22 touchdowns in 1950. He began his pro career in 1951 with his hometown Cleveland Browns before beginning a nine-year term (1953-61) with the Baltimore Colts. A cornerback for the Colts, Taseff set a team record with a 90-yard punt return for a touchdown against Green Bay (10/14/56). He holds an NFL record with a 99-yard return of a Walt Michaels field goal attempt against the Rams (12/12/59).

After the Colts, Taseff played the latter part of the '61 season for Philadelphia before winding up his playing career with Buffalo in 1962. Overall, Taseff's career stats show 112 punt returns for 826 yards and no fumbles.

Carl and his wife, Lucy (married 11/18/78), live in Miami. He has two daughters, Cynthia Sue and Susan (both married), by a previous marriage. He also has three grandchildren.

JUNIOR WADE



Strength and Conditioning

College: South Carolina State

NFL: 16th Season

Dolphins: 16th Season

Born: February 2, 1947

One of the key figures in the Dolphin program is veteran strength and conditioning coach Junior Wade.

In his eighth season as the Dolphins' strength and conditioning coach, Wade also administers the team's successful off-season conditioning program and assists with the Miami special teams. Previously, Wade had served eight years as the club's assistant trainer. The promotion to assistant coaching status was a well-deserved reward for the affable Wade. As a trainer, he long had held the respect of the Dolphin players for his knowledge and his willingness to boost player morale by putting himself through the same rigorous rehabilitation as that prescribed for injured Dolphins.

Appointed to his present position on Feb. 15, 1983, Wade first joined the Dolphins as training camp assistant for the 1973-74 preseasons. He was hired by the Dolphins on a full-time basis in time for the 1975 campaign. Wade's past job experience includes having worked as an athletic trainer and guidance counselor at Fayetteville State and as the trainer for the St. Louis Cardinals' baseball farm team in Orangeburg, S.C.

Wade was also the head baseball coach and assistant trainer at Davidson College. In 1975, he led the Wildcats to a 21-15 record, the best mark the school had ever posted. A three-year letterman himself at South Carolina State, Wade also earned his master's degree in education. Following his graduation from SCSU in 1969, he worked as head trainer at the school for three years.

Junior, a native of Bath, S.C., lives in Miami with his wife, Constance (married 12/13/70), and sons Aaron (2/25/72) and Jason (2/24/80).

MIKE WESTHOFF



Special Teams

College: Wichita State

NFL: Eighth Season

Dolphins: Fifth Season

Born: January 10, 1948

Mike Westhoff begins his fourth year as a member of the Dolphins' coaching staff, concentrating on special teams.

Under Westhoff's direction, the Dolphin special teams made a significant impact towards the club's progress in 1989. The Dolphin special teams scored three touchdowns in '89, Marc Logan finished the season ranked third in the NFL with a 25.5 kickoff return average, and punter Reggie Roby was named to the Pro Bowl for the second time in his career.

Westhoff came to Miami after spending a year in the United States Football League with the Arizona Outlaws, where he was the offensive line coach for Frank Kush.

Before his one-year stint in the USFL, Westhoff spent three seasons under Kush with the Baltimore/Indianapolis Colts (1982-84). While with the Colts, his responsibilities included tight ends, special teams and weight training.

The 42-year-old Westhoff began his collegiate playing career at Wyoming in 1965, where he was a starting outside linebacker as a freshman. He then transferred to Wichita State, where he was a three-year starter at linebacker and center. He graduated from Wichita State in 1970 with a degree in history. He was the team's MVP as a junior and served as captain during his senior campaign.

Westhoff started his collegiate coaching career as a graduate assistant at Indiana University, where he earned a master's degree in educational psychology in 1974. He was named as a full-time coach at IU in '75 before becoming offensive line coach at Dayton in 1976. Westhoff then took over as coach of the defensive line and linebackers at Indiana State in 1977. He then coached at Northwestern (1978-80) and Texas Christian (1981), working with the offensive line.

In 1989, the Dolphin players recognized Westhoff's off-the-field courage by awarding him with special recognition from the NFL's Ed Block Courage Award. As a coach, Westhoff has faced many battles both on and off the field, but none can compare to his recent battle with bone cancer. Throughout his treatments, Westhoff continued to coach with the Dolphins. For his courage, the Dolphin players felt Westhoff deserved to be recognized with the Ed Block Courage Award.

Born in Pittsburgh, he was raised in Bethel Park, Pa. Mike and his wife, Marilyn (married 1/25/70), reside in Plantation with their son John Thomas (4/27/81).



DOLPHIN FACT

Under Don Shula, the Dolphins own a 3-0 record in regular-season home games played against that year's eventual Super Bowl champion. Miami has defeated the 1970 Baltimore Colts (34-17), the 1985 Chicago Bears (38-24) and 1987's champion, the Washington Redskins (23-21).

FOOTBALL STAFF

CHARLEY WINNER



Director of Player Personnel

College: Washington (Mo.)
NFL: 36th Season
Dolphins: Tenth Season
Born: July 2, 1925

A veteran of 36 NFL coaching and front-office seasons, Charley Winner begins his tenth year with the Dolphins. The 1990 season marks his first year as Miami's Director of Player Personnel after having served as the Dolphins' Director of Pro Personnel for the previous nine years.

In his expanded role, Winner will have responsibilities on both the professional and college football levels. He will continue to handle player contract negotiations and will oversee both the college and pro personnel areas, working along with Monte Clark, Miami's Director of Pro Personnel, and Tom Heckert, the team's Director of College Scouting.

Winner joined the Dolphins in 1981 after working one year for a cable television company. Prior to that, he enjoyed a distinguished coaching career which began in 1948 as an assistant under future father-in-law Weeb Ewbank at his alma mater, Washington University in St. Louis. He moved to Case Tech in 1950 under head coach Lou Saban, remaining there for four seasons. In 1954, Winner began his professional coaching career at Baltimore, again with Ewbank at the helm. From 1954-65, he coached Colt ends, defensive backs, linebackers and served as defensive coordinator. During his Baltimore stint, he coached a defensive back named Don Shula, later serving on Shula's staff when he became the Colt boss.

In 1966, Winner accepted the head coaching position of the St. Louis Cardinals, a post he held for five seasons. His teams had a 35-30-5 record, including an outstanding 9-4-1 mark in 1968. From 1971-72, Winner coached defensive backs for George Allen's Washington Redskins, whose '72 squad lost to the Dolphins in the Super Bowl. He was again reunited in 1973 with Ewbank, this time as an assistant for the New York Jets. Winner took over as Jet head coach the following year, posting a 9-14 slate in two seasons. He then coached Cincinnati's defensive backfield from 1976-79. Under Winner's guidance, Bengal DBs had conference rankings of first (1976) and second (1978) during his tenure there.

A native of Somerville, N.J., Winner attended Southeast Missouri College for one year before being drafted into the service in 1942. A radio operator and gunner in the Air Force, he flew 17 missions over Germany, and once spent six weeks in a German POW camp. Following the war, he completed his education at Washington University, earning letters in football and track.

Charley and his wife, Nancy, live in Plantation. They have two daughters, Cinda and Lisa, and seven grandchildren.

MONTE CLARK



Director of Pro Personnel

College: Southern California
NFL: 15th Season
Dolphins: Seventh Season
Born: January 24, 1937

After an absence of 14 years from the Dolphins, Monte Clark re-joined the team on February 4, 1990, as the club's Director of Pro Personnel. Clark's duties include the evaluation of pro talent on the Dolphins and the rest of the National Football League. He is responsible for the evaluation of players on each NFL team for such personnel decisions as waiver and trade recommendations and Plan B and other free agent signings. He is also involved in the scouting procedures of upcoming Dolphin opponents.

Clark spent six seasons (1970-75) as offensive coach under Don Shula in Miami. He was part of Shula's original Dolphin coaching staff in 1970 and helped to develop the Dolphins into one of the NFL's top offensive units. Under Clark, Miami led the NFL in rushing three straight years (1971-73), and during his tenure with the Dolphins, each of Clark's five starting offensive linemen earned All-Pro status.

Clark left the Dolphins and was named as Head Coach of the San Francisco 49ers in 1976. He guided the 'Niners to an 8-6 record in his first year as an NFL head coach.

Following his stint with San Francisco, Clark served as Head Coach of the Detroit Lions from 1978-84. In 1983, he led the Lions to a 9-7 record and the NFC Central Division championship, the team's first division title in 26 years. Clark also guided Detroit to a wild card playoff berth in 1982. While with the Lions, Clark's coaching staff included current Dolphin assistant coaches Mel Phillips and Larry Seiple. After leaving the Lions, he served as a football broadcaster in Detroit and was a color analyst on University of Michigan games.

Clark's coaching career followed an 11-year playing stint as an offensive lineman with San Francisco, Dallas and Cleveland. With the Browns he appeared in the League Championship games of 1964, '65 and '68. Clark joined the NFL following a fine college career at the University of Southern California.

In addition to his considerable football experience, Clark has a solid background in business administration as well. He owned a chain of restaurants in the Bay Area during his tenure with the 49ers and also was in the private business sector in Detroit before rejoining the Dolphins.

Clark and his wife, Charlotte, are the parents of three sons, Bryan, Randy and Eric.



DOLPHIN FACT

Ferrell Edmunds became the first Dolphin tight end to be selected to play in the NFL's annual Pro Bowl contest when he earned the honor following the '89 season. In the contest, he joined Hall of Fame wide receiver Paul Warfield as the only Dolphin players to have scored a touchdown in the all-star game — Edmunds caught a five-yard scoring toss from Dave Krieg (Seattle), while Warfield was on the receiving end of a 32-yard TD pass from Dolphin teammate Bob Griese on Jan. 20, 1975.

TOM HECKERT



Director of College Scouting

College: Youngstown State
NFL: Ninth Season
Dolphins: Second Season
Born: September 18, 1938

After serving seven seasons in the NFL as a college scout, Tom Heckert is beginning his second season as the Director of College Scouting for the Dolphins. In his position, Heckert is responsible for the scouting of college players and Miami's preparation for the NFL draft. In that role, he works closely with Head Coach Don Shula and the rest of the Dolphins' football and scouting staff.

Heckert has a varied background in football, including spending seven years as a college scout with the Tampa Bay Buccaneers and the Cleveland Browns. He also has both administrative and coaching experience on the collegiate level as well.

Heckert, 52, joined the Dolphins after serving two years (1987-88) as a national scout for the Buccaneers, with his primary concentration the major conferences in the Southeast, Southwest, Northeast, and Midwest. Prior to joining the Bucs in 1987, he spent the previous five seasons (1982-86) as the Midwest area scout for the Browns, an area that included all Big Ten and Big Eight schools together with a total of 62 colleges in 12 states. He also was involved in personnel and advance scouting in the NFL during his tenure with the Browns and was part of the turnaround in Cleveland that saw the Browns go from a 5-11 team in 1984 to a playoff participant in his final two seasons there.

A 1961 graduate of Youngstown (Ohio) State, he began his coaching career as an assistant at Fitch High School in Youngstown in 1961 before a two-year hitch in the Army. He returned to Fitch where he stayed through 1965 prior to enrolling as a graduate assistant at Kent State, where he earned a master's degree in education. He served as Head Coach at Maumee (Ohio) High School in 1967 and 1968 and then moved up to the college ranks as an assistant at Adrian (Michigan) College from 1969-72. He was named Head Coach at Adrian in 1973 and Athletic Director in 1977, where he remained until joining the Browns in 1982. His overall record as a Head Coach at Adrian was 43-36-2, but his last three teams there were 23-3-1, including a 9-0 season in 1980.

Heckert and his wife, Rose (married 12/28/62), have two children, Kimberly (26) and Tom (22).



DOLPHIN FACT

Despite having 98 players appear in the Pro Bowl since 1970, the Dolphins have never had a cornerback play in the post-season all-star contest. Offensive guard is the position which Miami has been represented at most often (16 times, led by Bob Kuechenberg's six appearances). Surprisingly, despite the high number of appearances by the rest of the offensive line (also, 12 by centers), Dolphin offensive tackles have played in the Pro Bowl on only three occasions (Norm Evans twice, Wayne Moore once).

JOE BUSHOFSKY



College Scout

College: North Carolina State
NFL: 21st Season
Dolphins: First Season
Born: January 24, 1939

One of the NFL's most respected talent scouts, Joe Bushofsky enters his first season as a college scout with the Dolphins. Bushofsky will be responsible for college scouting in the eastern states.

Bushofsky, 51, joins the Dolphins after serving 16 seasons with the Detroit Lions, including the last five years as Director of Player Personnel. He originally scouted the eastern colleges for the Lions before expanding his areas to parts of the midwest. In his early years with the club, he was responsible for scouting approximately one half of the colleges in the country. Bushofsky was promoted to the Lions' Director of Player Personnel in June, 1985.

With the Lions, Bushofsky worked from 1978-84 under current Dolphins Director of Pro Personnel Monte Clark (then the Lions' head coach). Also on the Lions' football staff were current Dolphin assistant coaches Larry Seiple and Mel Phillips.

A native of Pittsburgh, Bushofsky's NFL experience dates back to 1970 when he began working for the Pittsburgh Steelers on a part-time basis doing film evaluation. He worked with the BLESTO scouting combine from 1973 to '75 before joining the Lions.

Bushofsky was an All-ACC guard as a senior at North Carolina State and was named to the state of North Carolina's college all-star football team in 1961 and '62.

Following graduation, Bushofsky returned to the Pittsburgh area where he was a successful high school coach for 11 years. As head coach of his alma mater, North Catholic High School, he compiled an undefeated record in 1970 and won the state championship.

Bushofsky and his wife, Rose, have four children, Ted, Tracy, Tricia and Terry, and they reside in Troy, Mich.

MIKE CARTWRIGHT



College Scout


College: Wyoming
NFL: 12th Season
Dolphins: Eighth Season
Born: February 12, 1946

The responsibilities of scouting the western states fall on the shoulders of the capable Mike Cartwright. In his eighth Dolphin season, Cartwright came to the Miami organization from the BLESTO scouting combine. He worked for BLESTO from 1979-82, first as an area scout before being promoted to regional scout.

Cartwright's initial scouting position was with the San Francisco 49ers, working for Pro-Line. Prior to that, he was head coach and athletic director at St. Mary's School in Cheyenne, Wyo., for three years before serving the same tenure as head football coach at Cheyenne East High. Also a former teacher, Cartwright earned a B.S. in physical education and biological science from the University of Wyoming in 1970.

Mike and his wife, Mary (married 9/25/74), live in Cheyenne with their son Jeremy (4/25/77) and Mike's two sons by a previous marriage, Chad (12/12/64) and Brad (12/30/68).

RON LABADIE



College Scout

College: Adrian
NFL: First Season
Dolphins: First Season
Born: April 7, 1949

Beginning his first year with the Dolphins as a college scout, Ron Labadie will concentrate his duties on college athletics in the mid-eastern states.

Labadie, 41, joins the Dolphins after serving as head football coach and athletic director at Adrian College. A 1971 graduate of Adrian, Labadie returned to the school as head football coach in 1982. Through his eight seasons as head coach of the Bulldogs, he posted a 53-20 (.730) collegiate record. He guided the Bulldogs to MIAA Championships in 1983, 1988 and '89 as well as leading his team to NCAA Division III playoff berths in 1983 and 1988. He was given the additional responsibilities of Director of Athletics for Men in May, 1985.

Before returning to Adrian, Labadie served as head football coach at Marshall High School (1974-81), compiling a 42-30 overall record, including a 39-15 mark over his last six years. Under Labadie, Marshall captured Twin Valley Conference Championships in 1976 and '77.

A native of Paw Paw, Michigan, Labadie earned the school's most valuable player award three times (1968-70) and was named captain of the 1969 and '70 teams. He earned first team All-MIAA honors and led the conference with 10 touchdowns in five MIAA games as a senior. He was inducted into the school's Athletic Hall of Fame in 1981.

Labadie and his wife, Marilyn, have three children, Lisa (15), Brad (12) and Ben (8).



DOLPHIN FACT

Entering 1990, there are 11 NFL teams which have never beaten the Dolphins in a regular-season game in Miami. Miami is 3-0 vs. Chicago, 2-0 vs. Dallas, 4-0 vs. Denver, 1-0 vs. Detroit, 4-0 vs. Green Bay, 2-0 vs. New Orleans, 3-0 vs. Philadelphia, 2-0 vs. Phoenix, 2-0 vs. Seattle, 1-0 vs. Tampa Bay and 2-0 vs. Washington. The Dolphins will play host to Philadelphia, Phoenix and Seattle in 1990.

JERE STRIPLING



College Scout

College: Murray State
NFL: Third Season
Dolphins: First Season
Born: August 24, 1935

Entering his third season as an NFL college scout, Jere Stripling begins his first season with the Dolphins. Stripling's responsibilities with Miami will include the scouting of the mid-western states.

Stripling, 55, joins the Dolphins after serving the last two years (1988-89) as an area scout for the Tampa Bay Buccaneers, with his primary concentration on the southeastern states. Prior to joining the Bucs in 1988, he served two years (1986-87) as one of four national scouts for Canadian IX (the Canadian Football League's official scouting service), with his responsibilities focusing on the southeastern colleges in the United States.

A native of Newbern, Tenn., Stripling spent eight seasons (1978-85) as offensive coordinator and assistant head coach at Northeast Louisiana University. He also served as the school's recruiting coordinator. Under Stripling, the Indians set season records for most yards passing, most yards in total offense and most points scored. In 1983, the Indians ranked sixth nationally in Division I-AA rushing offense.

A 1958 graduate of Murray State, Stripling began his coaching career right after graduation by serving as an assistant coach at Union City (Tenn.) High School. In 1960, he became head coach at Bartlett (Tenn.) High School, and in 1965 he moved to Dyersburg (Tenn.) High School. After his third and final season at Dyersburg, he and his aides were selected as the conference's "Coaching Staff of the Year."

Stripling played quarterback at the University of Tennessee for one year before transferring to Murray State for his final three years. He served as team captain and was named as the school's most valuable player and earned all-conference recognition as a senior.

Stripling and his wife, Corinne, have two children, David (30) and Susan (28).

BOB LUNDY



Head Trainer

College: Boston University
NFL: 26th Season
Dolphins: 24th Season
Born: March 28, 1936

For over two decades, the job of taking care of the Dolphin players' daily assortment of major and minor injuries has belonged to head

trainer Bob Lundy. One of the most respected trainers in the NFL, Lundy is responsible for the day-to-day treatment of injured Dolphins in coordination with team physicians. In conjunction with assistant coach Junior Wade, Lundy also oversees the team's off-season conditioning program.

Lundy keeps abreast of the latest advances in training technology through his regular attendance at NATA conventions. Perhaps his highest honor came in 1974 when Dolphin players awarded Lundy the game ball following Miami's fourth consecutive AFC Eastern Division title. One of his greatest personal highlights was when former Dolphin great Larry Csonka thanked Bob in his Hall of Fame induction speech in Canton, Ohio.

Lundy joined the Dolphins for their inaugural 1966 season under then-head coach George Wilson, and has been with the club for all but one of its campaigns (he sold real estate in 1973). When Don Shula took over as head coach in 1970, Lundy was retained and he has been manning the training room ever since.

A native of Wollaston, Mass., Lundy is a 1958 graduate of Boston University. While a graduate student at Indiana University, he served as the Hoosiers' assistant trainer before becoming the head trainer at Detroit University (1960-63). Lundy's first professional job came in 1964 when he served two seasons as the Detroit Lions' assistant trainer.

In May of 1986, Lundy was honored by the National Athletic Trainers Association with a "Twenty-Five Year Award," which is the most prestigious award in the training profession.

In the off-season, Lundy serves as host in a series of talks on corporate fitness, speaking to such corporations as Storer Cable and Southeast Bank.

Bob lives in Miami and has three sons, Bob, Jr. (3/30/63), Billy (6/30/66) and David (1/30/70).

BILL DAVIS



Assistant Trainer

College: Davidson

NFL: Eighth Season

Dolphins: Eighth Season

Born: April 8, 1954

In his eighth season as the Dolphins' assistant trainer is 36-year-old Bill Davis. Davis assists head trainer Bob Lundy with injury treatment and rehabilitation of Dolphin players. He has been a full-time member of the Dolphin staff since May, 1983, after spending five preseasons (1975-79) as a summer training camp assistant to Lundy.

Davis also has served each of the last three years as a trainer at the Lipton International Tennis Championships on Key Biscayne.

Davis initially got involved in athletic training while he was a student at Davidson College. He aided current Dolphin assistant coach Junior Wade while Wade was baseball coach and assistant trainer for the Wildcats. While at Davidson, Davis and Wade worked under current NBA Charlotte Hornets' trainer Tom Couch. Davis received his B.A. degree from Davidson in 1976, and earned his NATA certification the following year.

In 1978, Davis got his master's degree in health and physical education from Tennessee Tech. The following fall, he was named athletic trainer for men at the University of Tennessee-Martin, a position he held until accepting his current post.

Bill and his wife, Linda (married 7/7/84), live in Cooper City with their four children - Kim, Bradley, Chas, Brook and Gabrielle.

BOB MONICA



Equipment Manager

College: St. Thomas

NFL: Tenth Season

Dolphins: Tenth Season

Born: May 6, 1957

Bob Monica begins his sixth year as Dolphin equipment manager after four seasons as assistant equipment manager. Monica, a visible and popular figure around the Dolphins' training camp, is responsible for issuing and ordering all playing equipment for the team.


The 33-year-old Monica earned a B.S. in sports administration from Miami's St. Thomas University. He transferred to St. Thomas from Furman University in Greenville, S.C., where he had been attending college on a football scholarship. A native of Madison, N.J., Monica captained Madison High School's 1976 football state champions. In addition, he was New Jersey state wrestling champion in the 188 lb. division (1976). In 1975, Monica traveled with the USA Junior Olympic Wrestling team to Germany and Bulgaria.

Prior to joining the Dolphins, Monica was a production manager for Electric Factory Concerts in Philadelphia. He is married to the former Donna Beets (4/23/88). The couple resides in Pembroke Pines. One of Bob's personal highlights came when he appeared as a bartender in the Jan. 10, 1986, episode of "Miami Vice."



Miami's 1989 Pro Bowl selections, LB John Offerdahl, TE Ferrell Edmunds, and P Reggie Roby, pose with AFC Hula Girl Laura Chang at the league's annual all star game in Honolulu, Hawaii.

JOE ROBBIE STADIUM



The critics said it could never be done. But reality shows that the dream has come true.

The Miami Dolphins enter their fourth season of play in the 73,000-seat Joe Robbie Stadium in 1990. Built at a cost of \$115 million, the state-of-the-art, open-air facility was the first of its kind to be constructed entirely with private funds.

JRS capped off its first two highly successful seasons by hosting the National Football League's premier game, Super Bowl XXIII, on January 22, 1989. The event marked the return of the Super Bowl to South Florida after a 10-year absence.

Built with world-class soccer in mind, JRS undoubtedly will be one of the primary sites chosen in the next year to play host to matches when the 1994 World Cup comes to the United States. "I have been to 98 countries and seen many stadiums, but this is the best," said Colombian Soccer Federation President Leon Londono, a member of the FIFA committee which will designate sites, after touring the facility in the spring of 1988. "I have told (FIFA president) Dr. Joao Havelange about this stadium."

In the first 36 months of operation, Joe Robbie Stadium displayed its versatility by playing host to a wide variety of events other than Dolphin games. This past spring, a concert featuring Paul McCartney entertained nearly 100,000 people over a two-day span while this December, the Sunshine Bowl, the NCAA's newest post-season bowl game, will begin calling JRS its home.

Major league baseball returned to the stadium for the third time last spring with two exhibition games featuring the Baltimore Orioles as hosts versus the New York Mets and the New York Yankees. Baseball has continued to receive strong support from the South Florida area as the seven games played at JRS have been attended by over 145,000 spectators.

All of the baseball games played at JRS have been played with a temporary 30-foot wall as the left field fence to compensate for a distance of 272 feet down the foul line. But should South Florida ever acquire a major-league team, the permanent seats on the stadium's north side would be replaced by retractable seating at a cost of several million dollars. The conversion, which could be accomplished in a matter of months, would give JRS an estimated capacity of 50,000, as well as a left field line measuring about 345 feet.

Dodgers manager Tommy Lasorda had nothing but good things to say about Joe Robbie Stadium's capacity to serve as a baseball facility after watching his team play there. "You get those left field seats moved back and you're going to have a beautiful place to play baseball," Lasorda said. "It's got the potential to be a heckuva baseball

stadium. Joe Robbie did a great job on this place. If you can't enjoy this, you can't enjoy anything."

The stadium's namesake, the late Dolphins owner Joe Robbie, even stated that his stadium will be the home to baseball on a full-time basis within the next several years. "The spring training games played here during the last few years have been tremendously successful," noted Robbie. "I think we have shown Major League Baseball that South Florida deserves its own team and that our stadium is easily adaptable to a baseball configuration. It's just a matter of time before we have a major league team as a tenant in our stadium, and as far as I'm concerned, the sooner the better."

On March 7, 1990, H. Wayne Huizenga, Chairman of the Board and Chief Executive Officer of Blockbuster Video and Huizenga Holdings, Inc., agreed to purchase fifty percent (50%) of Robbie Stadium Corporation (the parent company of Joe Robbie Stadium) and has become the point man in the drive to bring Major League Baseball to JRS.

Located one mile south of the Dade-Broward county line, Joe Robbie Stadium sits on a 160-acre site. It is 16 miles northwest of downtown Miami and 14 miles north of the Orange Bowl, the Dolphins' former home.

The first football game in Joe Robbie Stadium featured Miami against Chicago in a preseason battle won by the Bears, 10-3, on Aug. 16, 1987 (the 22nd anniversary of the Dolphin franchise). Plans for the stadium first were announced on March 5, 1984. Clearing of the stadium site began on July 22, 1985, and groundbreaking ceremonies were held on Dec. 1, 1985 - just 20½ months prior to the first game.

Financing for the stadium is based largely upon the leasing of executive suites and club seats on 10-year leases. Executive suites, which seat 10, 12 or 16 people per box, range in price from \$29,000-\$65,000 per year. Each executive suite is fully furnished, including air-conditioning, carpeting, refrigerator, icemaker, lockable liquor cabinet, lounge furniture, two TV monitors and optional telephone hookup and catered food and beverage service. A suiteholder also receives two free parking spaces as well as four guest passes.

Club seats, which are priced from \$600-\$1,400 per year on a 10-year lease, are 21" wide (two inches wider than other seats in the stadium) with chairback and armrest. Club seats, whose patrons are kept cool by overhead vents which blow cold air down on them, are the only grandstand-style seating in the stadium underneath the overhang of the upper deck. Club seat holders also are guaranteed a parking space.

Only executive suite and club seat lessees have access to the air-conditioned stadium club, located behind the suites. The stadium club, which features a better food and beverage service than that found at concession stands, extends around the entire stadium. Holders of executive suites and club seats, who have the option to renew their lease over the life of the stadium, also have the right of first refusal on their seats for all other events in the stadium except the Super Bowl.

General seating in Joe Robbie Stadium is a 19" chairback seat with armrest, which compares favorably with the 17" bench seat of the Orange Bowl. Each seat offers an excellent view of the playing field as there are no obstructed seats in the stadium.

The stadium is easily accessible by the fan. Eight 25' wide ramps (two per corner) lead up to the upper deck. Also located on each corner are two escalators, one rising to the upper deck, the other to the club level. Executive suite holders also may access their seats by any one of four designated elevators.

There are a total of 14,970 parking spaces for cars and 254 for buses in the 140-acre on-site lot. There also is a helipad.

Comfort and convenience for the fan is the byword at Joe Robbie Stadium. In the general seating areas (100, 400 levels), there are 40 concession stands (each with a TV monitor so as not to miss a minute of the action). Throughout the stadium, there are a total of 80 restrooms (40 men, 40 women). For added enjoyment of the game, two giant scoreboards each equipped with a color Sony JumboTRON video screen are located on the ends of the stadium.



JRS has played host to numerous soccer events.

The playing field is Prescription Athletic Turf (natural grass). Its drainage capacity is such that there would be a firm playing surface within 30 minutes of a 1" per hour rain.

Field lighting is 150-plus foot candles. The field lights also have the added feature of instant restrike capability. This means that the lights will go right back on after a power failure because they do not need a 20-30 minute warmup period as with some stadium lights.

Originally named Dolphin Stadium, the facility was renamed by the Robbie children on April 30, 1987, for the man who had been the driving force behind its construction. "We have seen our father lay everything he owns and everything he has accomplished on the line to build the stadium, putting himself in a real bind," said Tim Robbie, designated spokesman for the family. "If he had flunked the marketing test or the private financing test, the project would have been Joe Robbie's folly. So why not 'Joe Robbie Stadium?' Stadiums have been named in other places after people who have done a lot less to deserve it."

Indeed they have.

STADIUM FACTS

Stadium Address	2269 N.W. 199th St. Miami, FL 33056
Stadium Telephone	(305) 623-6100/620-5000
Relative Location	16 miles northwest of downtown Miami 18 miles southwest of Fort Lauderdale 14 miles north of Orange Bowl 3/4 mile south of Calder Race Track 1 mile south of Dade-Broward county line on N.W. 27th Ave.
Opening Date	August 16, 1987 Chicago Bears 10, Miami Dolphins 3
Project Cost	\$115 million
Method of Financing	Private, through lease of executive suites and club seats
Club Seats	\$600-\$1,400 per year on 10-year lease
Executive Suites	\$29,000-\$65,000 per year on 10-year lease
Project Site Area	160 acres
Design Team	
Architect	HOK Sports Facilities Group Kansas City, Missouri
Construction Manager	Huber, Hunt and Nichols, Inc. Indianapolis, Indiana

Construction Consultant	George A. Fuller Company New York, New York
Structural Engineer	Bliss & Nyitray, Inc. Miami, Florida
Civil Engineer	Keith and Schnars, P.A. Fort Lauderdale, Florida
Mechanical, Electrical and Plumbing Engineers	Blum Consulting Engineers, Inc. Dallas, Texas
Acoustical Consultant	The Joiner-Rose Group, Inc. Dallas, Texas
Food Service Consultant	Cini-Little Associates, Inc. Miami, Florida

Football/Soccer Seating Capacity	73,000
General Seating (19" chairback with armrest)	
Lower Deck	26,900
Upper Deck	34,397
Club Seats (21" chairback with armrest)	9,279
215 Executive Suites (10, 12 and 16 seats)	2,272
Wheelchair Seating	152


Projected Full-Time Use For Baseball

Estimated Seating Capacity	50,000
Estimated Playing Field Dimensions	
Left Field Line	345 feet
Center Field Line	410 feet
Right Field Line	345 feet

First Baseball Game	March 11, 1988 Los Angeles Dodgers 10, Baltimore Orioles 8
First Soccer Game	March 4, 1988 U.S. National team 2, Millionarios (Colombia) 1
First Concert	July 3, 1988 Rod Stewart, Hall and Oates and Chicago
First Super Bowl	January 22, 1989 San Francisco 49ers 20, Cincinnati Bengals 16

Press Boxes

Football/Soccer	
Working Press Seats	152
Radio/TV Booths	10
Baseball	
Working Press Seats	75
Radio/TV Booths	9



For the last three years, Joe Robbie Stadium has hosted successful major league spring training games.

Stadium Access

Gates	8
Ramps	8
Escalators	(25 feet wide, 2 each corner)
Elevators	(2 each corner)
(4 club level, 2 service/emergency, 1 press, 1 office, 1 freight)	

Parking

On-Site (140 acres)	14,970 cars
	254 buses
	1 helipad

Building

Overall Size	648 feet x 736 feet
Prescription Athletic Turf	128,000 square feet

Materials

3 acres of sod for playing field
55,000 cubic yards of concrete
6,000 tons of reinforcing steel
5 miles of drain pipe
500,000 yards of excavation material
140 miles of electrical wire
3,300 pieces of precast concrete
25,000 square yards of carpet
Greenwich, Connecticut

Concessionaires

Facilities

Concession Stands	40 stands, 220 service lines
	1 TV monitor per stand
Restrooms	40 men, 40 women
Locker Rooms	(60 lockers in each)

Playing Field

Surface	Prescription Athletic Turf (Natural Grass)
Drainage	Firm Playing Surface Within 30 Minutes of a 1" Per Hour Rain

Scoreboards

Main (East End Zone)	56 feet high x 142 feet long
Auxiliary (West End Zone)	54 feet high x 104 feet long
Color Video Screens	27 feet high x 36 feet long
(Sony JumboTRON)	

Lighting For Playing Field

560 Metal Halide Instant Restrike Light Fixtures
150+ foot candles at playing field

STADIUM HISTORY

- Mar. 5, 1976 - Consultants are hired to do feasibility study for South Florida stadium.
- July 21, 1976 - Preliminary plan for 70,000-seat stadium is unveiled.
- Nov. 15, 1977 - Miami voters reject \$15 million bond issue for Orange Bowl renovations.
- May 22, 1978 - Committee estimates to Dade County a cost of \$44 million to build a new Orange Bowl next to the old one with financing coming from a resort tax and ticket surcharge.
- Feb. 19, 1979 - County attorney rules resort tax money cannot be used to build a new Orange Bowl.
- March, 1979 - National Football League rejects Miami as a Super Bowl site until stadium situation is rectified.
- Dec. 22, 1981 - Dolphins owner Joe Robbie reveals that he is negotiating to develop privately a stadium at Lake Lucerne in north Dade County.
- Nov. 2, 1981 - Voters in Dade and Broward counties overwhelmingly defeat a sales tax increase which would go toward building a new stadium.
- Dec. 14, 1983 - City of Miami voters reject sales tax increase to renovate the Orange Bowl.
- Mar. 5, 1984 - Dolphins owner Joe Robbie announces plans to build a new multi-purpose stadium in north Dade County at the team's annual awards banquet.

- Mar. 13, 1984 - City of Miami voters reject raising taxes to pay for \$55 million bond issue to repair the Orange Bowl.
- May 10, 1984 - Dolphins owner Joe Robbie begins campaign to market Dolphin Stadium executive suites and club seats.
- July 3, 1984 - Metro Commission accepts 160 acres donated by Emil and Lawrence Morton at Lake Lucerne, then leases it to Dolphin Stadium Corporation for 99 years.
- Dec. 6, 1984 - Metro commissioners unanimously agree to let Dolphins owner Joe Robbie sell \$85 million in tax-exempt bonds to finance his stadium project.
- Jan. 8, 1985 - Dolphins owner Joe Robbie announces that he is ready to spend two million dollars for stadium blueprints and engineering studies.
- Mar., 1985 - Formal application is made by Dolphins owner Joe Robbie for permission to build Dolphin Center, which will include a stadium, hotels, offices, stores and restaurants.
- Mar. 14, 1985 - At the NFL meetings in Phoenix, Dolphin Stadium is named as the host site for Super Bowl XXIII (1989).
- July 22, 1985 - Clearing of stadium site begins.
- Sept. 9, 1985 - South Florida Regional Planning Council recommends approval of proposed Dolphin Center.
- Sept. 26, 1985 - Metro Commission approves development order and zoning request of Dolphin Center.
- Dec. 1, 1985 - Groundbreaking ceremonies for Dolphin Stadium take place.
- Dec. 19, 1985 - Foundation permit is issued to Dolphin Stadium Corporation by Dade County.
- Dec. 26, 1985 - First concrete is poured at stadium site.
- Dec. 31, 1985 - Dolphins owner Joe Robbie obtains construction loan and is granted permanent financing for the new stadium.
- June 3, 1986 - Dolphins owner Joe Robbie plants a ceremonial 30-foot Royal Palm tree to begin a million-dollar beautification project for neighborhoods near Dolphin Stadium.
- Aug. 27, 1986 - Topping Out Ceremonies take place at Dolphin Stadium as highest point of construction is reached.
- Feb. 3, 1987 - Metro Commission unanimously passes a resolution recommending that Dolphin Stadium be named after its builder, Joe Robbie.
- April 30, 1987 - Tim Robbie, designated spokesman for the Robbie children, announces that Dolphin Stadium has been renamed "Joe Robbie Stadium."
- Aug. 2, 1987 - An estimated 40,000 people attend Family Day at Joe Robbie Stadium, the general public's first opportunity to see the new facility.
- Aug. 16, 1987 - The Miami Dolphins play host to the Chicago Bears in the first game ever played in Joe Robbie Stadium. The Bears put a damper on the festive evening with a 10-3 preseason victory in front of 63,451 fans. The date also marks the 22nd anniversary of the Dolphin franchise.
- Oct. 11, 1987 - The Dolphins' "replacement" team records a 42-0 shutout win over the Kansas City Chiefs in the first regular-season game at JRS.
- Mar. 4, 1988 - The first soccer game ever played at JRS takes place as part of the Marlboro Soccer Cup of Miami. The U.S. National team defeats Millionarios of Colombia, 2-1, in the match before 14,877 fans.
- Mar. 11, 1988 - The first baseball game ever played at JRS takes place in front of 24,247, then the largest crowd ever to see a major-league game in the state of Florida. The Los Angeles Dodgers defeat the host Baltimore Orioles, 10-8, in the exhibition contest. The following night, the Montreal Expos beat the Orioles, 9-3, with 17,830 in attendance. Seven home runs are hit each

- night as a temporary 30-foot wall in left field compensates for a distance of 272 feet down the foul line.
- April 16, 1988— A technical inspection team from FIFA, soccer's international governing body, visits JRS as part of the United States' bid to host the 1994 World Cup.
- July 3, 1988 — The first concert ever held at JRS takes place. "Happy Birthday America '88" features performances by Rod Stewart, Hall and Oates and Chicago.
- Jan. 22, 1989— The first Super Bowl ever held at JRS takes place. The game marks the first-time since Super Bowl XII (January 21, 1979) that the NFL's Championship game is played in Miami. The San Francisco 49ers came back in the final minutes of the game to defeat the Cincinnati Bengals, 20-16.
- Mar. 7, 1990 — H. Wayne Huizenga, Chairman of the Board and Chief Executive Officer of Blockbuster Video and Huizenga Holdings, Inc., agrees to purchase fifty percent (50%) of Robbie Stadium Corporation (the parent company of Joe Robbie Stadium), as well as a fifteen percent (15%) limited partnership interest in the Miami Dolphins.
- April 14 & 15, 1990 — Nearly 100,000 people pack the stands in Joe Robbie Stadium over a two-day period to see former-Beatle Paul McCartney perform live in concert.
- April 17, 1990— The Sunshine Bowl, college football's newest post-season bowl game, is officially certified by the NCAA. The bowl is scheduled to kickoff its inaugural matchup on December 29, 1990, at Joe Robbie Stadium.

STADIUM "FIRSTS"

FOOTBALL

PRESEASON GAME: 8/16/87 — Chicago 10, Dolphins 3
REGULAR-SEASON GAME: 10/11/87 — Dolphins 42, Kansas City 0
SUPER BOWL: 1/22/89 — San Francisco 49ers 20, Cincinnati Bengals 16
DOLPHIN WIN: 10/11/87 — Dolphins 42, Kansas City 0
DOLPHIN LOSS: 10/25/87 — Buffalo 34, Dolphins 31 (OT)
DOLPHIN SHUTOUT: 10/11/87 — Dolphins 42, Kansas City 0
SHUTOUT, OPPONENT: None
OVERTIME GAME: 10/25/87 — Buffalo 34, Dolphins 31
PLAYER TO VISIT JRS WITH TWO DIFFERENT TEAMS: Doug Flutie (Chicago, 8/16/87 and New England, 12/28/87)

REGULAR-SEASON GAMES
NATIONAL ANTHEM, PERFORMANCE: Thomas Brown, III vs. Kansas City, 10/11/87 (played trumpet)
NATIONAL ANTHEM, SINGING: Pete Harris vs. Buffalo, 10/25/87
COIN TOSS: vs. Kansas City, 10/11/87 (won by Chiefs)
DOLPHIN CAPTAINS: Kyle Mackey, Tim Pidgeon, Demetrious Johnson
KICKOFF: Willie Beecher (Dolphins) vs. Kansas City, 10/11/87 (to 2-yard line)
KICKOFF RETURN: Kevin Wyatt of Kansas City, 10/11/87 (21 yards)
DOLPHIN KICKOFF RETURN: Pete Roth vs. Kansas City, 10/11/87 (23 yards)
TACKLE, ON KICKOFF: Scott Nicolas (Dolphins) vs. Kansas City, 10/11/87 (of Kevin Wyatt)
KICKOFF RETURNED FOR TD: None
PUNT: Kelly Goodburn of Kansas City, 10/11/87 (47 yards)
DOLPHIN PUNT: Stacy Gore vs. Kansas City, 10/11/87 (35 yards)
PUNT RETURN: Mike Caterbone (Dolphins) vs. Kansas City, 10/11/87 (15 yards)
PUNT RETURNED FOR TD: None
BLOCKED PUNT: William Judson (Dolphins) vs. Green Bay, 9/18/88
PENALTY: On Dolphins vs. Kansas City, 10/11/87 (illegal formation)
FIELD GOAL ATTEMPT: Willie Beecher (Dolphins) vs. Kansas City, 10/11/87 (missed from 49 yards)
FIELD GOAL: Scott Norwood of Buffalo, 10/25/87 (41 yards)
DOLPHIN FIELD GOAL: Fuad Reveiz vs. Buffalo, 10/25/87 (46 yards)
TURNOVER: Alex Espinosa of Kansas City intercepted by Liffort Hobley of Dolphins, 10/11/87
DOLPHIN TURNOVER: Lawrence Sampleton fumbles (recovered by James Harrell) vs. Kansas City, 10/11/87
FUMBLE: Blaine Smith of Kansas City, 10/11/87 (own recovery)
DOLPHIN FUMBLE: Lawrence Sampleton vs. Kansas City, 10/11/87 (recovered by Chiefs' James Harrell)
FORCED FUMBLE: Mike Lambrecht (Dolphins) vs. Kansas City, 10/11/87 (on Chris Smith)
FUMBLE LOST: Chris Smith of Kansas City, 10/11/87 (recovered by Liffort Hobley)

52

FUMBLE RECOVERY: Blaine Smith of Kansas City, 10/11/87 (his own)
FUMBLE RETURNED FOR TD: Liffort Hobley (Dolphins) vs. Kansas City, 10/11/87 (55 yards)
INTERCEPTION: Liffort Hobley (Dolphins) vs. Kansas City, 10/11/87 (of Alex Espinosa)
INTERCEPTION RETURNED FOR TD: Donnie Shell of Steelers, 11/1/87 (50 yards)
SCORING PLAY: Rickey Isom (Dolphins) vs. Kansas City, 10/11/87 (6-yard TD run)
SCORING PLAY, OPPONENT: Scott Norwood of Buffalo, 10/25/87 (41-yard FG)
TOUCHDOWN: Rickey Isom (Dolphins) vs. Kansas City, 10/11/87 (6-yard run)
RUSHING TOUCHDOWN, OPPONENT: Robb Riddick of Buffalo, 10/25/87 (1 yard)
PASSING TOUCHDOWN: Dan Marino to Mark Duper (Dolphins) vs. Buffalo, 10/25/87 (5 yards)
PASSING TOUCHDOWN, OPPONENT: Jim Kelly to Chris Burkett (Buffalo), 10/25/87 (14 yards)
DEFENSIVE TOUCHDOWN: Liffort Hobley (Dolphins) vs. Kansas City, 10/11/87 (55-yard fumble return)
DEFENSIVE TOUCHDOWN, OPPONENT: Donnie Shell of Steelers, 11/1/87 (50-yard interception return)
SPECIAL TEAMS TOUCHDOWN: Marc Logan (Dolphins) vs. Buffalo, 9/10/89 (blocked punt recovery)
SCORING DRIVE: By Miami (7 plays, 54 yards in 3:28) vs. Kansas City, 10/11/87
PAT: Willie Beecher (Dolphins) vs. Kansas City, 10/11/87 (Good)
MISSED PAT: Fuad Reveiz (Dolphins) vs. Washington, 12/20/87
FIRST DOWN: Robert Parker of Kansas City, 10/11/87 (1-yard run)
DOLPHIN FIRST DOWN: Dameron Reilly (Dolphins) vs. Kansas City, 10/11/87 (16-yard pass from Kyle Mackey)
THIRD-DOWN CONVERSION: By Kansas City, 10/11/87 (Robert Parker 1-yard run)
DOLPHIN THIRD-DOWN CONVERSION: vs. Kansas City, 10/11/87 (16-yard pass from Kyle Mackey to Dameron Reilly)
FOURTH-DOWN CONVERSION: By Dolphins vs. Buffalo, 10/25/87 (17-yard pass from Dan Marino to Mark Duper)
TACKLE: Mike Lambrecht (Dolphins) vs. Kansas City, 10/11/87 (of Robert Parker)
TACKLE, OPPONENT: Chris Lindstrom of Kansas City, 10/11/87 (of John Tagliaterri)
QB SACK: Ike Readon (Dolphins) vs. Kansas City, 10/11/87 (of Matt Stevens)
QB SACK, OPPONENT: Bruce Smith of Buffalo, 10/25/87 (of Dan Marino)
RUSHING ATTEMPT: Robert Parker of Kansas City, 10/11/87 (2 yards)
DOLPHIN RUSHING ATTEMPT: John Tagliaterri vs. Kansas City, 10/11/87 (2 yards)
PASSING ATTEMPT: Matt Stevens of Kansas City, 10/11/87 (incomplete, intended for David Montagne)
DOLPHIN PASSING ATTEMPT: Kyle Mackey vs. Kansas City, 10/11/87 (incomplete, intended for Eddie Chavis)
PASS COMPLETION: Matt Stevens to John Trahan (Kansas City), 10/11/87 (5 yards)
DOLPHIN PASS COMPLETION: Kyle Mackey to Mark Konecny vs. Kansas City, 10/11/87 (10 yards)
TIMEOUT: By Dolphins vs. Kansas City, 10/11/87 (2:23 of 2nd quarter)
INJURY: Kevin Wyatt of Kansas City, 10/11/87 (ankle)

BASEBALL

(all 3/11/88, Dodgers vs. Orioles)
GAME: 3/11/88 — Los Angeles Dodgers 10, Baltimore Orioles 8
CEREMONIAL FIRST PITCH: Dolphins owner Joe Robbie
PITCH: Scott McGregor (Orioles), a ball to Steve Sax (Dodgers)
HIT: Steve Sax (Dodgers), first-inning, leadoff single to right center off Scott McGregor
DOUBLE: Fred Lynn (Orioles), 2nd inning
TRIPLE: Danny Heep (Dodgers), 5th inning
HOME RUN: Ken Gerhart (Orioles), 2nd-inning, three-run homer over 30-foot left field fence
RUN: Fred Lynn (Orioles), 2nd inning
RBI: Ken Gerhart (Orioles), 2nd inning
GAME-WINNING RBI: Rick Dempsey (Dodgers), 8th-inning double to score two runs
STOLEN BASE: Alfredo Griffin (Dodgers), 7th inning
SACRIFICE FLY: Kirk Gibson (Dodgers), 3rd inning
STRIKEOUT: Mike Marshall (Dodgers) goes down swinging to Scott McGregor in 1st inning
WALK: Cal Ripken, Jr. (Orioles), 7th inning off Don Sutton
ERROR: Rene Gonzales (3B for Orioles), muffs 1st-inning ground ball hit by Pedro Guerrero (Dodgers)
WINNING PITCHER: Don Sutton (Dodgers)
LOSING PITCHER: Doug Sisk (Orioles)
FIRST SAVE: Brad Havens (Dodgers)

SOCCER

(all 3/4/88, U.S. vs. Millonarios)
GAME: 3/4/88 — U.S. National team 2, Millonarios (Colombia) 1
GOAL: Jorge Raigoza (Millonarios), at 55:44
ASSIST: Ruben Dario Hernandez (Millonarios)
GAME-WINNING GOAL: Bruce Murray (U.S.), at 78:34
PENALTY KICK: Tab Ramos (U.S.), saved by Ruben Cousillas of Millonarios

53

WHAT TO LOOK FOR IN 1990

Dolphins . . .

- to lead the league in fewest sacks allowed for the ninth straight season. Miami holds NFL records for most seasons leading the league (9 - 1973, 1982-89) and most consecutive seasons leading the league (8 - 1982-89) in this category.

Don Shula . . .

- to reach 200 regular season career wins as head coach of the Dolphins. He has 198 wins.
- to coach in his 400th career regular-season game as an NFL head coach. He has coached 394 regular-season games.

Mark Clayton . . .

- to break the team record for career touchdowns. He has 64 and trails only Nat Moore who had 75.
- to break the team record for career receiving yards. He has 6,565 and trails only Nat Moore who had 7,547; Mark Duper is right behind Clayton at 6,212.
- to break the team record for most career receiving touchdowns. He has 63 receiving scores and trails only Nat Moore who had 74.
- to break the team record for most total yards from scrimmage. He has 6,673 and trails Tony Nathan (7,135), Larry Csonka (7,425) and Nat Moore (7,795); Mark Duper is right behind Clayton at 6,202.
- to extend his team record for consecutive games with at least one reception. He has caught a pass in 53 straight games.
- should he lead the league in touchdown receptions, he would join only three others to have led the NFL in that category three or more seasons. He led the league in 1984 and 1988.
- to reach 7,000 career receiving yards. He has 6,565.

Jeff Cross . . .

- to record his 100th career tackle. He has 70.

Mark Duper . . .

- to move as high as second on the team's all-time receiving yardage list. He has 6,212 and trails Mark Clayton (6,673) and Nat Moore (7,547); Clayton is active in '90.
- to move as high as second on the team's total yards from scrimmage list. He has 6,202 and trails Mark Clayton (6,673), Tony Nathan (7,135), Larry Csonka (7,425) and Nat Moore (7,795); Clayton is active in '90.
- to move into third place on the team's all-time reception chart, passing Tony Nathan (383). He has 345 catches.
- to record his 400th career reception. He has 345.
- to reach 7,000 career receiving yards. He has 6,212.
- to make his 100th career start. He has started 89 games.

Ferrell Edmunds . . .

- to record his 100th career reception. He has 65.
- to reach 1,000 career receiving yards. He has 957.

Donnie Elder . . .

- to record his 100th career tackle. He has 93.

Roy Foster . . .

- to make his 100th career start. He has started 92 games.

Jim Jensen . . .

- to record his 200th career reception. He has 164.

Dan Marino . . .

- to move as high as third place on the NFL's all-time touchdown pass list, passing George Blanda (236), Len Dawson (239), John Hadl (244), Dan Fouts (254) and Sonny Jurgensen (255). He has 220 career touchdown passes and ranks eighth on the list.
- to become just the 11th quarterback in NFL history to pass for over 30,000 career yards. He has 27,853.
- to become the NFL's all-time leader in games with four or more TD passes. He has 16 such games and the leader is Johnny Unitas with 17.
- should he lead the league in attempts, he would join only three

others who have led the NFL in that category for four seasons. He led the league in 1984, 1986 and 1988.

should he lead the league in completions, he would join only Sammy Baugh to have led the NFL in that category for five seasons. He led the league in 1984-86 and 1988.

should he lead the league in passing yards, he would join only Sonny Jurgensen to have led the NFL in that category for five seasons. He led the league in 1984-86 and 1988.

should he lead the league in touchdown passes, he would join only two others to have led the NFL in that category for four seasons. He led the league in 1984-86.

should he throw for 3,000 or more passing yards, he would accomplish that feat for the seventh time in his career and become the NFL's all-time leader in that category. He passed for 3,000 or more yards in 1984-89.

Tony Paige . . .

- to play in his 100th career game. He has played in 85.

Mike Reichenbach . . .

- to play in his 100th career game. He has played in 87.
- to record his 500th career tackle. He has 446.

Reggie Roby . . .


- to record his 400th career punt. He has 394.

Scott Schwedes . . .

- to move as high as second place on the team's career punt return list, passing Freddie Solomon (71) and Tom Vigorito (79). He currently has 66 returns and stands fourth on the list.

Brian Sochia . . .

- to play in his 100th career game. He has played in 94.




DOLPHIN FACT

The Dolphins have selected a player from a Florida university in 15 of the team's 25 college drafts. Overall, the Dolphins have drafted 31 players from the state of Florida. The Univ. of Miami leads the way with 11 Dolphin draftees, followed by eight from the Univ. of Florida, six from Florida State Univ., four from the Univ. of Tampa and one from both Florida A&M and Bethune Cookman.

1990 DOLPHINS



FRED BANKS



5-10 185 #86
Wide Receiver
Born: 5/26/62
College: Liberty '85
Acquired: FA, 1987
NFL: Fifth Season
Dolphins: Fourth Season

PRO: 1989 — Had the best season of his four-year NFL career . . . Used his speed (consistently timed under 4.4 in the forty) to become deep threat . . . Set career highs with 30 catches and 520 yards in receptions, and finished fifth on the Dolphins in receptions and fourth in reception yardage . . . In addition, his average of 17.3 yards per catch was the best mark on the team among players with ten or more receptions . . . It was the second straight season he led the Dolphins in average gain per reception, and he is the only Dolphin other than Mark Duper or Mark Clayton to lead Miami in average yards per catch (20 or more receptions) since 1982 . . . Had one touchdown reception. . . Played in 15 games, including three starts (Sept. 10th vs. Buffalo, Nov. 12th at N.Y. Jets, and Dec. 17th at Indianapolis) . . . Was on the two-man inactive list on Sept. 17th at New England . . . Had at least one reception in 12 of his 15 games, including eight games of two or more catches . . .

BEST CAREER GAME: Had the best game of his career Dec. 10th vs. Patriots . . . Tied for the Dolphin lead with six catches and led team with 119 reception yards . . . His six catches matched his career high (he previously had six catches vs. Cleveland on December 12, 1988) . . . His 119 yards is a career high and was his second career game of 100 or more yards in receptions (his other career 100+ yardage game came vs. Cleveland on December 12, 1988, when he had 118 reception yards) . . . Teamed with Mark Clayton (102 yards in receptions) to give Dolphins two players with 100 or more yards in receptions in that game vs. Pats, one of three times in 1989 that the Dolphins had two players gain 100 or more reception yards in the same game . . .

"HAIL MARY" CATCH: On Sept. 24th vs. N.Y. Jets made one reception, a 43-yard touchdown catch on a "Hail Mary" pass from Dan Marino that was tipped by Andre Brown on the last play of the first half to give the Dolphins a 20-12 halftime lead . . . It was his only touchdown reception of the season and it was the longest touchdown catch of his career . . .

GAME HIGHLIGHTS: On Nov. 12th at Jets, had four catches for 79 yards . . . Had two catches vs. Green Bay Oct. 22nd for 85 yards, the third highest single game receiving yardage total of his career, including a reception of 61 yards in the second quarter, the longest catch of his career . . . His 20-yard reception Oct. 8th vs. Cleveland on third-and-ten with 11:01 left in overtime gave the Dolphins a first down on the Browns' 27-yard line, leading to the game-winning 35-yard field goal by Pete Stoyanovich four plays later.

1988 — Saw action in 11 games with two starts in 1988 . . . Caught 23 passes for 430 yards and two touchdowns, figures that all were career highs until they were surpassed in 1989 . . . Also had the first 100-yard receiving day of career . . . Caught two or more passes in eight of his 11 games . . . Averaged a team-high 18.7 yards per reception . . . Became the first Dolphin to lead team in average gain per reception (with 20 or more catches) other than Mark Duper or Mark Clayton since Jimmy Cefalo led club with a 30.9 average in 1982 . . . Missed first four games of regular season after suffering rib injury in preseason contest against Denver . . . Activated from IR on Oct. 1, day before Minnesota game . . . Caught two passes for 18 yards in

first action of season, vs. Vikings (10/2) . . . Starred at Jets (11/27) with three receptions for 73 yards and a career single game high of two touchdowns . . . Made first Miami start against Indianapolis (12/4) and responded with a 55-yard grab . . . Had exceptional game against his former team Cleveland (12/12) with six receptions for 118 yards (his first career 100-yard game) in Miami's 38-31 win . . . Caught 46-yard up game winning touchdown.

1987 - Joined Dolphins as free agent after impressive showing in mini-camp . . . Won job as team's fifth wide receiver over Miami's all-time leading receiver, Nat Moore . . . Played in three games in '87 with no starts . . . Active for first two games of season plus second meeting with Colts (11/15) . . . Spent much of year on five-man inactive roster . . . Was released on 12/11, then re-signed four days later . . . Only catch of '87 season was 10-yard TD grab in second Indianapolis game to give Dolphins lead at halftime.

1986 - Did not see game action in 1986 . . . Forced on to injured reserve in '86 training camp after suffering foot injury while playing basketball just prior to reporting . . . Waived off IR two weeks into '86 season (9/16).

1985 - Broke into league in '85 with Cleveland . . . Played in 10 games for Browns with five starts . . . Made five receptions for 62 yards (12.4 average) and two TDs . . . Caught 17-yard TD pass in Monday night win over Pittsburgh (9/16) . . . Also had eight-yard TD grab against Houston . . . Spent five weeks on injured reserve at mid-season with hamstring injury . . . Eighth-round draft choice (203rd overall) of Cleveland in 1985.

COLLEGE: Two-year starter (1982, 1984) for Liberty University after stint at Chowan Junior College (1980-81) . . . Forced to redshirt in 1983 after suffering wrist injury . . . Finished career at Liberty as school's all-time leading receiver with 109 receptions for 1,516 yards (13.9 average) and 11 TDs . . . Leading receiver in Division II in 1984 with 77 catches for 1,029 yards and eight TDs . . . Won honorable mention on AP Little All-America team . . . Also led Liberty in receptions in 1982 . . . Had his number (81) retired by school . . . Was an all-conference selection as member of school's track team . . . Majored in physical education.

PERSONAL: Single, splits residence between Miami Lakes and Columbus, Ga. . . Hobbies include playing softball and tennis . . . Lists favorite movie as "Fatal Attraction," favorite TV show as "The Cosby Show," favorite book as "Roots" and favorite recording artist as Michael Jackson . . . Attended Baker High School in Columbus, Ga., lettering in football, baseball and basketball . . . Full name is Fredrick Ray Banks, born May 26, 1962, in Columbus, Ga.

NFL STATISTICS							
YEAR	TEAM	G-S	NO.	YDS.	AVG.	LG	TD
1985	Cleveland	10-5	5	62	12.4	17t	2
1987	Miami	3-0	1	10	10.0	10t	1
1988	Miami	11-2	23	430	18.7	55	2
1989	Miami	15-3	30	520	17.3	61	1
4-YEAR TOTALS		39-10	59	1022	17.3	61	6
PLAYOFFS		1-0	0	0	0.0	0	0

ADDITIONAL STATS

100-Yard Receiving Games: 1 in 1988, 1 in 1989 for total of 2
Miscellaneous Tackles: 1 in 1989

SINGLE-GAME HIGHS

Most Receptions: 6 vs. Cleveland, 12/12/88
 6 vs. New England, 12/10/89
 4 three times

Most Receiving Yards: 119 vs. New England, 12/10/89
 118 vs. Cleveland, 12/12/88
 85 vs. Green Bay, 10/22/89

Most TD Receptions: 2 at N.Y. Jets, 11/27/88

Longest Receptions: 61 vs. Green Bay, 10/22/89
 55 vs. Indianapolis, 12/4/88
 46 vs. Cleveland, 12/12/88

RECEIVING BREAKDOWN

	1989						CAREER					
	GM	NO	YDS	AVG	LG	TD	GM	NO	YDS	AVG	LG	TD
Buf.	2	5	50	10.0	14	0	4	7	82	11.7	20	0
Ind/Bal	2	6	67	11.2	15	0	5	8	132	16.5	55	1
Mia.	-	-	-	-	-	-	-	-	-	-	-	-
New E.	1	6	119	19.8	36	0	4	8	143	17.9	36	0
NY Jets	2	5	122	24.4	43	1	5	10	246	24.6	43	3
AFC East	7	22	358	16.3	43	1	18	33	603	18.3	55	4
Cin.	1	1	18	18.0	18	0	2	1	18	18.0	18	0
Cle.	1	2	36	18.0	20	0	2	8	154	19.3	46	0
Hou.	1	0	0	0.0	0	0	2	1	8	8.0	8	1
Pitt.	1	0	0	0.0	0	0	2	1	17	17.0	17	1
AFC Cent.	4	3	54	18.0	20	0	8	11	197	17.9	46	2
Den.	-	-	-	-	-	-	-	-	-	-	-	-
K.C.	2	3	23	7.7	9	0	2	3	23	7.7	9	0
LA Raid.	-	-	-	-	-	-	1	1	15	15.0	15	0
San D.	-	-	-	-	-	-	2	3	41	13.7	17	0
Sea.	-	-	-	-	-	-	1	1	13	13.0	13	0
AFC West	2	3	23	7.7	9	0	6	8	92	13.1	17	0
AFC Total	13	28	435	15.5	43	1	32	52	892	17.2	55	6
Dal.	1	0	0	0.0	0	0	2	0	0	0.0	0	0
NY Gia.	-	-	-	-	-	-	1	0	0	0.0	0	0
Phil.	-	-	-	-	-	-	-	-	-	-	-	-
Pho/St.L.	-	-	-	-	-	-	1	1	9	9.0	9	0
Wash.	-	-	-	-	-	-	-	-	-	-	-	-
NFC East	1	0	0	0.0	0	0	4	1	9	9.0	9	0
Chi.	-	-	-	-	-	-	-	-	-	-	-	-
Det.	-	-	-	-	-	-	-	-	-	-	-	-
Green B.	1	2	85	42.5	61	0	1	2	85	42.5	61	0
Minn.	-	-	-	-	-	-	1	2	18	9.0	14	0
Tampa B.	-	-	-	-	-	-	1	2	18	9.0	11	0
NFC Cent.	1	2	85	42.5	61	0	3	6	121	20.2	61	0
Atl.	-	-	-	-	-	-	-	-	-	-	-	-
LA Rams	-	-	-	-	-	-	-	-	-	-	-	-
New O.	-	-	-	-	-	-	-	-	-	-	-	-
San Fran.	-	-	-	-	-	-	-	-	-	-	-	-
NFC West	-	-	-	-	-	-	-	-	-	-	-	-
NFC Total	2	2	85	42.5	61	0	7	7	130	18.6	61	0
Sept.	2	2	54	27.0	43	1	8	5	95	19.0	43	2
Oct.	5	9	178	19.8	61	0	10	18	305	16.9	61	0
Nov.	4	8	120	15.0	30	0	11	16	260	16.3	37	3
Dec.	4	11	168	15.3	36	0	10	20	362	18.1	55	1
Games 1-8	7	11	232	21.0	61	1	17	21	382	18.2	61	2
Games 9-16	8	19	288	15.2	30	0	22	38	640	16.8	55	4
Home	8	17	344	20.2	61	1	21	36	687	19.5	61	4
Road	7	13	176	13.5	30	0	18	23	335	14.6	37	2
Wins	7	19	378	19.9	61	0	19	35	613	17.5	61	2
Losses	8	11	142	12.9	43	1	20	24	409	17.0	55	4
Ties	-	-	-	-	-	-	-	-	-	-	-	-
Grass	8	17	344	20.2	61	1	-	-	-	-	-	-
Turf	7	13	176	13.5	30	0	-	-	-	-	-	-
1st Down	15	14	222	15.8	61	0	-	-	-	-	-	-
2nd Down	15	8	192	24.0	43	1	-	-	-	-	-	-
3rd Down	15	8	106	13.3	22	0	-	-	-	-	-	-
4th Down	15	0	0	0.0	0	0	-	-	-	-	-	-
1st Half	15	12	224	18.7	61	1	-	-	-	-	-	-
2nd Half	15	17	276	16.2	36	0	-	-	-	-	-	-
Overtime	1	1	20	20.0	20	0	-	-	-	-	-	-



DOLPHIN FACT

In season openers, Miami is 10-13-1. The Dolphins are 8-9-1 in season openers on the road and 2-4 in season openers which have been at home.

GREG BATY



6-5 240 #92
Tight End
Born: 8/28/64
College: Stanford '86
Acquired: FA, 1990
NFL: Fourth Season
Dolphins: First Season

PRO: Tight end with versatility to line-up at other positions . . . Re-signed by Dolphins on May, 4, 1990, after having spent time with team in 1989 . . . Spent '89 preseason in camps of N.Y. Giants and Tampa Bay . . . Waived by both clubs before start of '89 season . . . Signed as free agent with Miami (11/15) before being waived on Nov. 20 . . . Did not see game action for Dolphins . . . Opened '88 season on injured reserve with San Francisco . . . Waived by 49ers on Sept. 20 . . . Signed as free agent with Phoenix (9/30) . . . On active roster for three games but saw action in only one contest . . . Waived by Cardinals on Oct. 18 . . . Spent 1987 season with New England and L.A. Rams . . . Played in nine games including five with Patriots and four with Rams . . . Finished season with 18 receptions for 175 yards and two touchdowns . . . Played in first five non-strike games of season with Patriots . . . Caught 15 passes for 138 yards and two touchdowns with Pats . . . Registered team-leading five catches for 37 yards and a score at N.Y. Jets (9/21) . . . Totaled four catches for 36 yards and 15-yard touchdown grab at Giants (11/8/87) . . . Waived by Patriots on Nov. 16 and claimed off waivers by Rams . . . Spent first two weeks in Rams uniform on inactive list . . . Made debut at Detroit (12/6) but did not catch a pass . . . Came up with three receptions vs. Atlanta (12/13) . . . Played in 16 games with seven starts as rookie with Patriots in 1986 . . . Caught 37 passes for 331 yards and two touchdowns . . . Named to All-Rookie teams as selected by Pro Football Writers, United Press International and Pro Football Weekly . . . Recorded first career NFL reception (12 yards) at N.Y. Jets on Sept. 11 . . . Scored game-winning touchdown with 1:37 left in contest vs. Buffalo (11/23) . . . Caught six passes for 76 yards against New Orleans (11/30) . . . Recorded career-high eight receptions for 58 yards and a touchdown vs. San Francisco (12/14) . . . Registered three receptions for 31 yards in playoff loss to Denver (1/4/87) . . . Eighth-round draft choice (220th overall) of New England in 1986.

COLLEGE: Four-year letterman and two-year starter at Stanford (1982-85) . . . Named first-team All-Pac 10 and honorable mention All-America as senior . . . Set single-season school record for receptions by a tight end with 61 catches for 690 yards and four scores . . . Had career-high 10 catches vs. San Diego State . . . Recorded nine receptions for 131 yards vs. Arizona . . . Added seven catches vs. both USC and UCLA and six against Arizona State . . . Recorded 20 catches for 213 yards and a score as junior . . . Caught seven-yard touchdown against Oklahoma in season opener . . . Had three catches for 66 yards vs. Arizona . . . Finished sophomore season with four catches for 29 yards . . . Played mainly in goal-line situations as freshman . . . Did not catch a pass . . . Holds B.S. in human biology.

PERSONAL: Married to Kathleen (4/7/90), couple resides in Menlo Park, Calif. . . . Spent three months in winter semester of junior season at Stanford studying art and political science in Florence, Italy . . . Lists hobbies as traveling and outdoor activities . . . Attended Sparta (N.J.) High School . . . Graduated second in class . . . Named first team All-State as senior defensive end/tight end . . . Captain of football and basketball teams . . . Recruited by many schools to play both football and basketball . . . Worked with commercial real estate firm in offseason . . . Lists favorite movie as "Animal House", favorite

television show as "Cheers" and favorite recording artist as Kenny G . . . Full name is Gregory James Baty, born Aug. 28, 1964, in Hastings, Mich.

NFL STATISTICS

YEAR	TEAM	G-S	NO.	YDS.	AVG.	LG	TD
1986	New England	16-7	37	331	8.9	22	2
1987	New England	5-0	15	138	9.2	19	2
	L.A. Rams	4-0	3	37	12.3	20	0
1988	Phoenix	1-0	0	0	0.0	0	0
3-YEAR TOTALS		26-7	55	506	9.2	22	4
PLAYOFFS		1-1	3	31	10.3	13	0

ADDITIONAL STATS

Special Teams Tackles: 2 in 1986, 1 in 1987 for total of 3

SINGLE-GAME HIGHS

Most Receptions: 8 vs. San Francisco, 12/14/86
 6 at New Orleans, 11/30/86
 5 at N.Y. Jets, 9/21/87

Most Receiving Yards: 76 at New Orleans, 11/30/86
 58 vs. San Francisco, 12/14/86
 49 at Indianapolis, 10/25/87

Most TD Receptions: 1, four times

Longest Reception: 22 at New Orleans, 11/30/86

JOHN BOSA



6-4 275 #97
Defensive End
Born: 1/10/64
College: Boston College '87
Acquired: D1, 1987
NFL: Fourth Season
Dolphins: Fourth Season

PRO: 1989 — Defensive end spent 1989 season looking to rebound from severe knee injury . . . Played in 14 games, including three starts . . . Finished season with nine tackles (six solo) and two sacks . . . Rehabilitated knee throughout training camp and missed entire preseason schedule . . . Placed on inactive list for first two regular-season games of season . . . Saw first game action vs. Jets (9/24) since his injury on Oct. 16, 1988 vs. San Diego . . . Recorded season-high four tackles at Houston (10/1) . . . Recorded sack vs. Green Bay QB Don Majkowski on Oct. 22 . . . Sack was his first since he had two against the Packers on Sept. 18, 1988 . . . Started game vs. Indianapolis (11/5) in his first start since Oct. 16, 1988 vs. San Diego when he tore ligaments and cartilage in his left knee . . . Also started games in '89 at N.Y. Jets (11/12) and at Dallas (11/19) . . . Recorded sack of New England QB Marc Wilson (12/10) . . .

1988 — Had excellent season before injuries hit . . . Collected 17 tackles (14 solo) and two sacks . . . Started first five games of season before suffering groin pull against Minnesota (9/26) . . . Missed contest at L.A. Raiders before returning to starting lineup against San Diego (10/16) . . . Tore ligaments and cartilage in left knee in contest . . . Placed on injured reserve on Oct. 19 . . . Opened season with four tackle effort against Bears (9/4) . . . Came up with five tackles and two sacks (for 14 yards in losses) as Miami won first regular-season game of '88 against Green Bay (9/18).

1987 — Started all 12 non-strike games in '87 at right DE ... Led Dolphin defensive linemen in tackles with 50 (42 solo) ... Was fourth overall on team in tackles ... Named Outstanding Defensive Lineman ... Registered three sacks and recovered two fumbles ... Blocked field goal versus Buffalo (1) ... Had best game of year in season's final contest against New England with seven tackles ... Recorded six stops versus Buffalo (1) and five each against Cincinnati, Jets (2) and Philadelphia ... Had at least three tackles in every game but one (Washington, two) ... Had first two NFL sacks in one game, versus Jets (12/7) ... Named to All-Rookie teams of Pro Football Weekly, UPI, PFWA and Football Digest ... Did not sign with Dolphins until 12 days before first regular-season game, ending 41-day holdout ... Was in starting lineup for final preseason game with Buffalo — only three days after signing ... Suffered bruised left thigh in first Buffalo regular-season game which bothered him for two weeks ... First-round draft choice (16th overall) of Miami in 1987.

COLLEGE: Three-year starter and four-year letterman at Boston College (1983-86) ... Used primarily at left tackle ... Recorded 317 tackles (205 solo), 18½ sacks, seven forced fumbles, three fumble recoveries and two passes defended in career ... Enrolled at BC weighing 218 pounds and able to bench press 225 pounds ... Had absolutely sensational senior season, leading BC in tackles with 125 (84 solo) ... Also had 11 sacks, five forced fumbles, one fumble recovery, two passes defended, 22 QB pressures and 16 tackles behind line of scrimmage ... Named to first-team of All-ECAC and All-New England squads ... Second-team All-America selection of UPI ... Had top performance of 1986 against Wishbone offense of Army with 25 tackles, three forced fumbles and QB sack ... Posted two 17-tackle performances in '86 ... Served Eagles as one of three captains (Dolphins' Troy Stradford was another) ... Completely dominated in 27-24 Hall of Fame Bowl victory over Georgia, recording 12 tackles, half a sack and forced fumble ... Participated in East-West Shrine Game, posting two sacks ... Team's third-leading tackler in 1985 with 104 stops, in addition to 6½ sacks and 23 QB pressures ... Had 65 tackles, a sack and a forced fumble in sophomore season of 1984 ... Recorded season-high 11 stops and a sack in the "Miracle in Miami," a 47-45 BC win over University of Miami ... Saw action in five games in 1983, picking up 11 tackles ... Redshirted by BC coaches in 1982 ... Originally was recruited only by smaller schools such as Dartmouth and New Hampshire with Boston College jumping in late as only Division I-A school to offer a scholarship ... Holds B.S. in marketing.

PERSONAL: Single, splits time between Miami, Fla., and Keene, N.H. ... Was Dolphin flagship station WIOD's daily "camp reporter" during '87 season ... Pursued MBA degree as fifth-year senior at BC ... Hobbies include listening to music, playing racquetball and watching old movies ... Lists favorite movie as "It's A Wonderful Life," favorite TV show as "L.A. Law," favorite book as "The Bible" and favorite recording artists as Led Zepplin and U2 ... Attended Keene (N.H.) High School, lettering in football, baseball and basketball ... All-state selection, captained both football and baseball squads ... Baseball team's MVP as senior ... Did not play football in junior high ... Full name is John Wilfred Bosa, born Jan. 10, 1964, in Keene, N.H.

NFL STATISTICS


YEAR	TEAM	G-S	TACK.	ASST.	TOTAL	FUM. REC.	QB SACK
1987	Miami	12-12	42	8	50	2	3
1988	Miami	6-6	15	2	17	0	2
1989	Miami	14-3	6	3	9	0	2
3-YEAR TOTALS		32-21	63	13	76	2	7

ADDITIONAL STATS

Blocked Field Goals: 1 vs. Buffalo, 10/25/87

suffered torn anterior cruciate ligament in right knee Aug. 4, 1980 in scrimmage vs. Bucs; operation (knee reconstruction) performed by Dr. Peter Indelicato Aug 5. 62

ANDRE BROWN



6-3 210
Wide Receiver #82
Born: 8/21/66
College: Miami (Fla.) '89
Acquired: FA, 1989
NFL: Second Season
Dolphins: Second Season

PRO: 1989 — As a rookie in 1989, he played in all 16 regular season games and had 24 catches for 410 yards (17.1 yards per catch) and five touchdowns ... He finished seventh on the Dolphins in receiving, fifth in reception yardage, second in average yards per catch among Dolphins with ten or more receptions, third in touchdown catches, and fifth in scoring (30 points) ... Caught at least one pass in 11 of his 16 games, and had two or more receptions in five of those contests ... In five consecutive games from October 29th through November 6th, he caught 13 passes for 267 yards (an average of 20.5 yards per catch) and four touchdowns ... Had one touchdown catch in each of the first four games of that five-game span (Oct. 29 at Buffalo, Nov. 5 vs. Indianapolis, Nov. 12 at N.Y. Jets, and Nov. 19 at Dallas), matching Mark Clayton as the only Dolphins to score at least one touchdown in four straight games in 1989 ... Fifteen of his 24 catches came on third down ... Also added two kickoff returns for a total of nine yards and had one blocked punt ...

ROOKIE RECORDS: With five touchdown catches, Brown set a new Dolphin rookie record for most TD catches in a season ... The previous record of three TD catches by a rookie was held by Jack Harper, 1967; Jimmy Cefalo, 1978; and Ferrell Edmunds, 1988 ... Brown tied the record with his third TD reception of the year, on Nov. 5th vs. Indianapolis on a 10-yard TD pass from Dan Marino ... He broke the record with his fourth TD catch of the season, on Nov. 12th at Jets, a seven-yard touchdown pass from Dan Marino with 44 seconds left in the first half ... Brown's 48-yard TD reception Nov. 19th at Dallas was his fifth touchdown catch of the season to extend his rookie TD reception record ... With 410 yards in receptions Brown finished sixth among the Dolphins' all-time rookie receivers in single season reception yardage:

DOLPHINS' ALL-TIME SINGLE SEASON ROOKIE RECEPTION YARDAGE LEADERS

PLAYER	YEAR	YARDS	RECEPTIONS	AVERAGE
Jack Clancy	1967	868	67	12.9
Nat Moore	1974	605	37	16.4
Ferrell Edmunds	1988	575	33	17.4
Troy Stradford	1987	457	48	9.5
Jim Kiick	1968	422	44	9.6
ANDRE BROWN	1989	410	24	17.1
Duriel Harris	1976	372	22	16.9

In addition, Brown's average of 17.1 yards per catch ranked second among Dolphin rookies with 20 or more receptions, surpassed only by Ferrell Edmunds' average of 17.4 yards per catch in 1988 ...

"HAIL MARY" CATCHES: Was involved with two successful "Hail Mary" touchdown passes from Dan Marino ... On Nov. 19th at Dallas, he caught a 48-yard "Hail Mary" touchdown pass from Marino on the last play of the first half, the longest catch of his career ... On Sept. 24th vs. the Jets he deflected a 43-yard Dan Marino "Hail Mary" pass in end zone at end of first half into hands of Fred Banks for a Dolphin TD ...

GAME HIGHLIGHTS: Had the best game of his career Oct. 29th at Buffalo, setting single game career highs in that contest in both

receptions (five catches) and yardage (105 yards, his only career 100-yard game), and averaged 21.0 yards per reception, the third highest single game receiving average by a rookie in Dolphin history . . . His 44-yard touchdown catch from Scott Secules was the second longest catch of his career and was his second career touchdown reception . . . Coupled with Mark Clayton's 122 yards in receptions in that game, it was one of three times in 1989 two Dolphin receivers had 100 or more yards in receptions in the same game . . . On Nov. 26th at Pittsburgh, he caught four passes for 73 yards, his second best single total in reception yardage . . . Made his pro debut September 10th vs. Buffalo and caught four passes for 58 yards, including his first career touchdown catch, an eight-yard TD reception from Marino with 9:43 gone by in the fourth quarter . . . His 58 yards vs. Bills tied Ferrell Edmunds for the team high in reception yardage in that game . . . His first pro catch was a 12-yard reception in the second quarter . . . Finished the preseason with 10 receptions, the second highest total on the team, and led the Dolphins in both reception yardage (182) and yards per catch (18.2).

COLLEGE: One-year starter and four-year letterman locally at the University of Miami (1985-88) after redshirting his freshman year in '84 . . . Caught 52 passes for 787 yards and 11 TDs in his college career . . . As a senior in 1988 he was an All-American honorable mention selection by The Sporting News and Associated Press . . . Ranked second on Miami with a career-high 47 receptions for 746 yards (15.9 yards per catch) . . . His eight touchdowns for 48 points ranked third on the Hurricane scoring list . . . Career highlight came against Notre Dame when he caught eight passes for 125 yards, including touchdowns of eight and 11 yards, in a frustrating 31-30 loss . . . Caught a career-high 10 passes in a 41-17 thrashing of Brigham Young, the fourth highest game total in school history and finished with 131 yards receiving . . . As a junior in 1987 he was a reserve wide receiver, catching three passes for 18 yards and two touchdowns . . . In 1986 he was the Hurricanes' fourth receiver, seeing limited action and did not catch a pass . . . In 1985 as a second-year freshman, he backed up Brian Blades (now with the Seattle Seahawks) and had a pair of receptions for 23 yards, including a 17-yard TD grab vs. Notre Dame . . . Redshirted as a freshman . . . Holds B.A. in criminal justice.

PERSONAL: Married to Rebecca (6/24/89), couple resides in Pembroke Pines, Fla. . . Was USA Today High School All-American wide receiver while attending Fenger High School in Chicago . . . Also earned All-State and All-Area recognition as a defensive back . . . Caught 71 passes for 1,304 yards (18.4 avg.) and 11 touchdowns in scholastic career . . . Averaged 40.3 yards as the team's punter . . . Enjoys biking, swimming and playing basketball . . . Lists favorite television show as "In Living Color" . . . Has done work with United Way . . . Full name is Andre Lamont Brown, born Aug. 21, 1966, in Chicago.

NFL STATISTICS						
YEAR	TEAM	G-S	NO.	YDS.	AVG.	LG TD
1989	Miami	16-0	24	410	17.1	48t 5

ADDITIONAL STATS

Kickoff Returns: 2 for 9 yards, long 9 in 1989

100-Yard Receiving Games: 1 in 1989

Blocked Punts: 1 in 1989

Miscellaneous Tackles: 1 in 1989

SINGLE-GAME HIGHS

Most Receptions: 5 at Buffalo, 10/29/89
4 vs. Buffalo, 9/10/89
4 vs. Pittsburgh, 11/26/89

Most Receiving Yards: 105 at Buffalo, 10/29/89
73 vs. Pittsburgh, 11/26/89

Most TD Receptions: 1, five times

Longest Receptions: 48t at Dallas, 11/19/89
44t at Buffalo, 10/29/89

RECEIVING BREAKDOWN

	1989					CAREER				
	GM	NO	YDS	AVG	LG TD	GM	NO	YDS	AVG	LG TD
Buf.	2	9	163	18.1	44 2	2	9	163	18.1	44 2
Ind/Bal	2	4	41	10.3	12 1	2	4	41	10.3	12 1
Mia.	-	-	-	-	-	-	-	-	-	-
New E.	2	1	15	15.0	15 0	2	1	15	15.0	15 0
NY Jets	2	1	7	7.0	7 1	2	1	7	7.0	7 1
AFC East	8	15	226	15.1	44 4	8	15	226	15.1	44 4
Cin.	1	0	0	0.0	0 0	1	0	0	0.0	0 0
Cle.	1	0	0	0.0	0 0	1	0	0	0.0	0 0
Hou.	1	1	14	14.0	14 0	1	1	14	14.0	14 0
Pitt.	1	4	73	18.3	28 0	1	4	73	18.3	28 0
AFC Cent.	4	5	87	17.4	28 0	4	5	87	17.4	28 0
Den.	-	-	-	-	-	-	-	-	-	-
K.C.	2	2	25	12.5	15 0	2	2	25	12.5	15 0
LA Raid.	-	-	-	-	-	-	-	-	-	-
San D.	-	-	-	-	-	-	-	-	-	-
Sea.	-	-	-	-	-	-	-	-	-	-
AFC West	2	2	25	12.5	15 0	2	2	25	12.5	15 0
AFC Total	14	22	338	15.4	44 4	14	22	338	15.4	44 4
Dal.	1	2	72	36.0	48 1	1	2	72	36.0	48 1
NY Gia.	-	-	-	-	-	-	-	-	-	-
Phil.	-	-	-	-	-	-	-	-	-	-
Pho/St.L.	-	-	-	-	-	-	-	-	-	-
Wash.	-	-	-	-	-	-	-	-	-	-
NFC East	1	2	72	36.0	48 1	1	2	72	36.0	48 1
Chi.	-	-	-	-	-	-	-	-	-	-
Det.	-	-	-	-	-	-	-	-	-	-
Green B.	1	0	0	0.0	0 0	1	0	0	0.0	0 0
Minn.	-	-	-	-	-	-	-	-	-	-
Tampa B.	-	-	-	-	-	-	-	-	-	-
NFC Cent.	1	0	0	0.0	0 0	1	0	0	0.0	0 0
Atl.	-	-	-	-	-	-	-	-	-	-
LA Rams	-	-	-	-	-	-	-	-	-	-
New O.	-	-	-	-	-	-	-	-	-	-
San Fran.	-	-	-	-	-	-	-	-	-	-
NFC West	-	-	-	-	-	-	-	-	-	-
NFC Total	2	2	72	36.0	48 1	2	2	72	36.0	48 1
Sept.	3	5	73	14.6	23 1	3	5	73	14.6	23 1
Oct.	5	6	119	19.8	44 1	5	6	119	19.8	44 1
Nov.	4	8	162	20.2	48 3	4	8	162	20.2	48 3
Dec.	4	5	56	11.2	15 0	4	5	56	11.2	15 0
Games 1-8	8	11	192	17.5	44 2	8	11	192	17.5	44 2
Games 9-16	8	13	218	16.8	48 3	8	13	218	16.8	48 3
Home	8	10	151	15.1	28 2	8	10	151	15.1	28 2
Road	8	14	259	18.5	48 3	8	14	259	18.5	48 3
Wins	8	6	104	17.3	48 3	8	6	104	17.3	48 3
Losses	8	18	306	17.0	44 2	8	18	306	17.0	44 2
Ties	-	-	-	-	-	-	-	-	-	-
Grass	8	10	151	15.1	28 2	8	10	151	15.1	28 2
Turf	8	14	259	18.5	48 3	8	14	259	18.5	48 3
1st Down	16	5	76	15.2	44 2	16	5	76	15.2	44 2
2nd Down	16	4	97	24.3	48 1	16	4	97	24.3	48 1
3rd Down	16	15	237	15.8	28 2	16	15	237	15.8	28 2
4th Down	16	0	0	0.0	0 0	16	0	0	0.0	0 0
1st Half	16	9	169	18.8	48 2	16	9	169	18.8	48 2
2nd Half	16	15	241	16.1	44 3	16	15	241	16.1	44 3
Overtime	1	0	0	0.0	0 0	1	0	0	0.0	0 0

J.B. BROWN



6-0 192 #37
Cornerback
Born: 1/5/67
College: Maryland '89
Acquired: D12, 1989
NFL: Second Season
Dolphins: Second Season

PRO: Cornerback saw action in all 16 games as rookie in '89 ... Outstanding leaper with good speed ... Contributed nine tackles (seven solo) and a pass defensed ... Added five tackles on special teams ... Recorded season-high three tackles at Houston (10/1) and at Dallas (11/19) ... Made impression in preseason by scoring touchdown on a six-yard blocked punt return at Washington (8/25) ... Twelfth-round draft choice (315th overall) of Miami in 1989.

COLLEGE: Four-year letterman and three-year starter for Maryland (1985-88) ... Started every game at right cornerback his senior season ... Recorded 39 tackles (24 solos) including one for a five-yard loss ... Led the team with eight pass deflections and tied for the Terp lead with a pair of interceptions for 22 yards ... Credited with five tackles and an interception in season opening 27-16 defeat of Louisville ... As a junior, started seven games at strong safety and the Duke and Penn State contests at left cornerback ... Registered 33 tackles and a sack ... Made four tackles, two pass deflections and an interception vs. Syracuse ... Sacked quarterback Major Harris to thwart a two-point conversion and had an interception on the final play to preserve a 25-20 victory over West Virginia ... Started his entire sophomore year at strong safety ... Recorded 49 tackles, 30 of which were solos ... Registered eight stops and an interception vs. Penn State ... Recorded nine tackles and six special teams tackles as a freshman ... Returned first collegiate interception 33 yards to set up a Terp scoring drive in their 28-10 win over North Carolina ... Majored in economics.

PERSONAL: Single, resides in Fort Washington, Md ... Was All-Metro first team selection by the Washington Post and a member of the WRC-TV Golden 11 team as a wide receiver and defensive back at DeMatha (Fort Washington) High School ... Earned three letters each in football and track ... Lists "The Godfather" and "Scarface" as his favorite movies, "All My Children" and "Married with Children" as his favorite TV shows and "1984" as his favorite book ... Enjoys playing basketball and watching television ... Full name is James Harold Brown, born Jan. 5, 1967, in Washington, D.C.

NFL STATISTICS

YEAR	TEAM	G-S	TACK.	ASST.	TOTAL	FUM. REC.	INT.	YDS.	LG
1989	Miami	16-0	7	2	9	0	0	0	0

ADDITIONAL STATS

Passes Defensed: 1 in 1989
 Special Teams Tackles: 5 in 1989

DOLPHIN FACT



In home openers, Miami is 18-5-1 (.771).
 In road openers, the Dolphins are 11-12-1 (.479).

MARK CLAYTON



5-9 185 #83
Wide Receiver
Born: 4/8/61
College: Louisville '83
Acquired: D8, 1983
NFL: Eighth Season
Dolphins: Eighth Season

PRO: 1989 - Outstanding receiver with a 35-inch vertical jump ... Finished the season with 64 catches for 1,011 yards (an average of 15.8 yards per reception) and nine touchdowns ... Led the Dolphins in receptions, reception yardage, touchdowns, and touchdown catches ... Also had three rushing attempts for nine yards (an average of 3.0 yards per carry), with a long gain of 11 yards ... Played and started in 15 of the team's 16 games in 1989, missing only the first game of the season in a contract dispute ... Reported to camp on September 12th after holding out through all of training camp and the first regular season game ... Was placed on the active roster on September 16th and started the following day against New England, the Dolphins' second game of the season ... Until his activation he had been on Miami's Reserve/Did not report list, where he was placed on July 28th ...

AMONG LEAGUE LEADERS: Finished ninth in the AFC and 21st in the NFL in receptions (64), eighth in the AFC and 20th in the NFL in reception yardage (1,011), tied for fifth in the AFC and tied for 15th in the NFL in touchdowns (9), and tied for second in the AFC (behind Anthony Miller of San Diego, with ten TD catches) and tied for sixth in the NFL in touchdown receptions (9) ... Should he lead the NFL in touchdown receptions in 1990, he would join Don Hudson (nine times, 1935-38 and 1940-44) and Lance Alworth (three times, 1964-66) as the only receivers to have led the league in that category three or more times ...

RECEPTIONS: His 64 receptions was the fourth highest single season total of his career and it was the third time he has led the Dolphins in receptions ... It also was the eighth best single season reception total in Dolphin history ... He holds three of the top five positions and five of the top ten spots in the club's all-time single season listing of receptions:

DOLPHIN SINGLE SEASON RECEIVING LEADERS

CATCHES	PLAYER	YEAR	CATCHES	PLAYER	YEAR
1. 86	MARK CLAYTON	1988	6. 67	Mark Duper	1986
2. 73	MARK CLAYTON	1984	67	Jack Clancy	1967
3. 72	Tony Nathan	1985	8. 64	MARK CLAYTON	1989
4. 71	Mark Duper	1984	9. 61	Jim Jensen	1989
5. 70	MARK CLAYTON	1985	10. 60	MARK CLAYTON	1986

Clayton has caught 50 or more passes in a season five times in his career (1984-86, 1988-89), and if he catches 50 or more passes in 1990, he will become the 16th player in NFL history to record six or more 50-plus reception seasons (Gary Clark, Roger Craig, and J. T. Smith also can join that group with 50 receptions in 1990) ... His first reception on December 3, 1989, at Kansas City gave him 384 career receptions as a Dolphin to move him past Tony Nathan into sole possession of second place on Miami's all-time reception list and now with 405 career receptions trails only Nat Moore (510) ... Has a current streak of at least one catch in his last 53 straight games (beginning on October 12, 1986 vs. Buffalo), breaking Nat Moore's team record (36) for most consecutive games with at least one reception (he broke that record on December 12, 1988 vs. Cleveland when he caught a pass in his 37th straight game) ... In fact has

caught at least two passes in the first 40 of those games and 49 of those 53 games overall, being limited to one reception in that span four times in 1989, on Oct. 1st at Houston, Nov. 5th vs. Indianapolis, Nov. 19th at Dallas, and Dec. 17th at Indianapolis . . . The last time he was held without a catch was on Oct. 5, 1986 at New England . . . Had nine catches on Dec. 3rd at Kansas City, the most receptions by a Dolphin in a game in 1989 and it matched the tenth highest single game reception total in Dolphin history, accomplished six other times (the last time in 1987) . . . It also tied Clayton's second best single game reception total of his career (he also had nine catches on December 2, 1984 vs. the L.A. Raiders and on December 9, 1984 at Indianapolis), surpassed only by his ten catches vs. N.Y. Jets on October 23, 1988 . . .

YARDAGE: Finished the season with 1,011 yards in receptions in 1989, the fourth 1,000-yard season of his career, setting a new Dolphin record (he had been tied with Mark Duper for the club record of three 1,000 yard reception seasons) . . . It also was only the seventh time in Dolphin history a receiver reached the 1,000 yard mark . . . It was the sixth best single season reception yardage total in Dolphin history, and Clayton holds four of the top six positions and five of the top ten spots in the club's all-time single season listing of reception yardage leaders:

DOLPHIN SINGLE SEASON RECEPTION YARDAGE LEADERS					
YARDS	PLAYER	YEAR	YARDS	PLAYER	YEAR
1. 1,389	MARK CLAYTON	1984	6. 1,011	MARK CLAYTON	1989
2. 1,313	Mark Duper	1986	7. 1,003	Mark Duper	1983
3. 1,306	Mark Duper	1984	8. 996	MARK CLAYTON	1985
4. 1,150	MARK CLAYTON	1986	996	Paul Warfield	1971
5. 1,129	MARK CLAYTON	1988	10. 911	Duriel Harris	1981

Clayton is one of 13 players in NFL history to gain 1,000 or more yards in receptions four times, and should he gain 1,000 yards in receptions in 1990, he would become the sixth player in NFL history to have five or more seasons of 1,000 yards in receptions, joining Steve Largent (eight seasons), Lance Alworth (7), Art Powell (5), Don Maynard (5), and James Lofton (5); Jerry Rice of San Francisco and Art Monk of Washington also could join that group if they gain 1,000 yards in receptions . . . Clayton had five 100-yard games in 1989 (including three of the four Dolphin games in December), coming on December 24th vs. Kansas City (102 yards), December 10th vs. New England (102 yards), December 3rd at Kansas City (128 yards, his single game high), Oct. 29th at Buffalo (122 yards) and Nov. 12th at N.Y. Jets (125 yards) . . . Now has 20 career 100-yard games, second in team history only to Mark Duper's club record of 24 career 100-yard contests . . . Clayton's 78-yard TD reception on Nov. 12th at N.Y. Jets was the longest play from scrimmage by the Dolphins in 1989, the longest reception in Clayton's career, and the eighth longest completion in Dolphin history . . .

TOUCHDOWN CATCHES: When Clayton was held without a touchdown reception on Oct. 1st at Houston, that put an end to his streak of six consecutive games with a touchdown catch (his first two games in 1989 and each of his final four games of the 1988 season) and left him tied with Paul Warfield for the Dolphin club record for most consecutive games with a receiving touchdown (6) . . . Warfield set the record in six consecutive games (his 4th through 9th games) in 1971 . . . Clayton also caught one touchdown pass in each of four straight games (Oct. 22nd vs. Green Bay, Oct. 29th at Buffalo, Nov. 5th vs. Indianapolis, and Nov. 12th at N.Y. Jets), matching Andre Brown for the Dolphins' longest consecutive game streak with a TD catch in 1989 . . . Clayton caught a TD pass in nine of his 15 games in 1989 . . . Has caught a touchdown pass in 51 career games, and in those games the Dolphins have a 30-21 record . . . Clayton also has caught a touchdown pass in 15 of his last 23 games (21 TDs total in those 23 games) . . .

DOLPHIN ALL-TIME LEADERS: His 6,565 career receiving yards stands second on the Dolphin all-time list behind Moore's club record of 7,547 yards (Mark Duper is third with 6,212 yards) and along with Moore and Duper are the only Dolphins to have gone over 6,000 receiving yards . . . With 384 career points, ranks fourth on the Dolphins' all-time list (Nat Moore is third with 450 points) . . . He is second on the career touchdown list with 64 TDs (Nat Moore is first

with 75 TDs) . . . Is second in career receiving touchdowns with 63 TDs, trailing only Moore's team record of 74 receiving touchdowns . . . With 7,198 combined yards (108 rushing, 6,565 receiving, and 525 returns), he is fifth among the Dolphins' combined yardage career leaders, trailing Csonka, who is fourth with 7,425 combined yards . . . With 6,673 rushing and receiving yards, he is in fourth place on the all-time Dolphin rushing/receiving list (Tony Nathan is third with 7,135 total yards from scrimmage, while Mark Duper is fifth with 6,202 total yards) . . .

AS A REGULAR: In his career, Clayton has caught at least one pass in 98 of 109 games (including five of six post-season contests), but since becoming a regular in 1984 (his second season in the league), Clayton has caught at least one pass in 93 of his 94 games played (including all five post-season contests), with his one game without a catch in that span coming on October 5, 1986 at New England . . . In his six years as a starter, he ranks among the NFL regular season league leaders in all three major statistical receiving categories (see below):

NFL RECEIVING, LAST SIX YEARS (1984-89)					
RECEPTIONS		YARDS		TOUCHDOWNS	
A. Monk	466	M. CLAYTON	6,451	J. Rice	66
R. Craig	435	J. Rice	6,364	M. CLAYTON	62
M. CLAYTON	399	A. Monk	6,281	M. Quick	46
J.T. Smith	367	D. Hill	5,739	D. Hill	42
M. Shuler	355	S. Largent	5,481	R. Green	41
A. Toon	355				

WITH MARK DUPER: Clayton and fellow receiver Mark Duper form duo nationally known as the "Marks Brothers" . . . The duo have had 100 or more yards receiving in the same game four times (October 23, 1988 vs. New York Jets; October 19, 1986 vs. Los Angeles Raiders; September 21, 1986 at New York Jets; September 30, 1984 at St. Louis Cardinals), with the Dolphins going 1-3 in those games . . . When either Clayton or Duper go over 100 yards receiving in a game, Miami is 25-19 (regular season) . . . The Dolphins are 10-10 when Clayton tops 100 yards and 15-9 when Duper tops 100 yards . . . Starting with 1983, Clayton's first season in the league, the duo have combined for 12,777 yards receiving, the highest total by a pair of receivers on the same team in that span, and have a combined 750 catches, the fifth highest total by a duo with the same club over the past seven years . . . See below for leading pair of receivers with one team since 1983 in receptions and reception yardage (figures include totals only with that team):

LEADING PAIR OF RECEIVERS, ONE CLUB, LAST SEVEN YEARS 1983-1989			
RECEPTIONS		RECEIVING YARDS	
Clark - Monk, Washington	853	CLAYTON - DUPER, MIAMI	12,777
Craig - Rice, S.F.	829	Clark - Monk, Washington	12,405
Green - Smith, Phoenix	762	Carson - Paige, K.C.	10,828
Allen - Christensen, Raid.	761	Craig - Rice, S.F.	10,605
CLAYTON - DUPER, MIAMI	750	Green - Smith, Phoenix	9,772

AWARDS: Received the Dolphins' Outstanding Receiver Award in 1989 for the third consecutive year and the fifth time overall . . . That award has gone to either Clayton or Duper each of the last seven years, with Clayton also winning it in 1984, 1985, 1987, and 1988, while Duper won in 1983 and 1986 . . . Has been named to four Pro Bowl teams (1984-86, 1989) . . .

GAME HIGHLIGHTS: VS. KANSAS CITY (DEC. 24): After going the first half without a catch, Clayton finished with six catches for 102 yards and one touchdown . . . His TD reception was a seven-yard TD catch from Dan Marino with 10:36 left in the fourth quarter to bring the Dolphins back to a 24-24 tie before the Chiefs won the game 27-24 with a field goal with 1:31 left in the game . . . It was his fifth 100-yard game of the season, and the 20th of his career . . . It also gave him 1,011 receiving yards in 1989 . . .

VS. NEW ENGLAND (DEC. 10): Tied for the team lead in receptions with six catches for 102 yards, but no touchdowns . . . It was his second straight game of 100 or more yards receiving and teamed with Fred Banks (119 yards) to give the Dolphins two players with over 100 yards in receptions

AT KANSAS CITY (DEC. 3): Had nine catches for 128 yards and one touchdown along with one fumble . . . His nine catches were the most by a Dolphin in a game in 1989 and matched the second best single game reception total of his career . . . His first catch of the game gave him 384 career receptions as a Dolphin, moving him past Tony Nathan and into sole possession of second place on Miami's all-time reception list . . . His 128 yards was his 1989 season high and it was the second highest single game reception yardage total by a Dolphin in 1989 (Mark Duper had 129 yards on Oct. 15th at Cincinnati) . . . It was one of his four games of 100 or more yards receiving . . .

VS. PITTSBURGH (NOV. 26): Had a 66-yard touchdown reception, his second longest reception of the season . . .

AT N.Y. JETS (NOV. 12): Had four catches for 125 yards and one touchdown, coming on a 78-yard TD reception from Dan Marino with 3:07 elapsed in the third quarter . . . Clayton's 78-yard TD reception was the longest play from scrimmage by the Dolphins in 1989 and the longest since Ferrell Edmunds caught an 80-yard TD pass from Marino on Nov. 27, 1988 at the Jets . . . It also was the longest reception in Clayton's career, and it was the eighth longest completion in Dolphin history . . .

VS. INDIANAPOLIS (NOV. 5): His only reception was a 13-yard touchdown catch from Dan Marino, putting him over 6,000 career yards in receptions, and also lost one yard in his only carry on a reverse . . .

AT BUFFALO (OCT. 29): Caught seven passes for 122 yards and one touchdown . . . It was Clayton's first 100-yard game of the season . . . Coupled with Andre Brown's 105 yards in receptions, it marked the first time in 1989 two Dolphins had 100 yards in receptions in the same game . . .

VS. GREEN BAY (OCT. 22): Caught seven passes for 89 yards and one touchdown, with his TD reception moving him past Larry Csonka into sole possession of second place on Miami's all-time touchdown list . . .

AT HOUSTON (OCT. 1): The Oilers limited Clayton to just one reception and held him without a touchdown catch, putting an end to his streak of catching a touchdown pass at six consecutive games and leaving him tied with Paul Warfield for the club record for most consecutive games with a receiving touchdown . . .

AT NEW ENGLAND (SEPT. 17): After ending his holdout, Clayton was placed on the active roster on September 16th and started the following day against New England . . . With less than a week's practice he responded by catching six passes for 79 yards and one touchdown to lead Miami in both catches and receiving yardage.

1988 — Set Miami team record in 1988 with 86 receptions, eclipsing the previous club record of 73 catches which he set in 1984 . . . Finished with 1,129 receiving yards (an average of 13.1 yards per catch) and 14 touchdowns . . . Had three 100-yard receiving games . . . Caught a touchdown pass in nine games . . . Picked up four yards in his one rushing attempt of the season, on November 20th vs. New England . . . Started all 16 games . . . Was named to his fourth Pro Bowl . . . Was named United Press International All-AFC (second team) . . . Received the Dolphins' Outstanding Receiver Award for the second consecutive year and the fourth time overall . . . His 86 catches ranked tied for second in the NFL (along with the Rams' Henry Ellard) behind the Jets' Al Toon's 93 receptions . . . His 1,129 reception yards was third in the AFC behind the Cincinnati's Eddie Brown (1,273 yards) and Houston's Drew Hill (1,141 yards) and ranked seventh in the NFL . . . Coupled with his one rushing attempt for four yards, his 1,133 total yards from scrimmage ranked 14th in the AFC . . . His 14 touchdowns for 84 points ranked tied for fourth in scoring (along with Cincinnati's James Brooks and Buffalo's Rob Riddick) among non-kickers in the NFL (behind Indianapolis' Eric Dickerson and Cincinnati's Ickey Woods, who had 90 points apiece, and Greg Bell of the Rams, who had 108 points), and was tied for third in the AFC . . . His 14 receiving touchdowns led the NFL (Rickey Sanders of Washington was second with 12) . . . His 1,129 receiving yards was the fifth best single season total in club history . . . His 14 receiving touchdowns is the second highest total in Miami history, behind his then-NFL record of 18 reception TDs in 1984, and his 14 overall touchdowns also is the second highest total in club history behind his club record of 18 TDs overall in 1984 . . . Tied a then-Dolphins team record with ten receptions (for 153 yards and two touchdowns) on October 23rd vs. New York Jets (record was later broken by Jim Jensen, who had 12 catches on November 6th at New England) . . . The ten catches remains Clayton's single game best, and is tied for the second highest Dolphin single game reception total, along with Tony Nathan (three times), Duriel Harris and Ron Davenport, behind Jensen's record of 12 catches . . . Clayton's three 100-yard receiving games came on October 23rd vs. New York Jets (10 catches, his single game career high, for

153 yards, the third highest single game yardage total of his career, and two touchdowns), November 27th at the Jets (seven catches for 116 yards and two touchdowns), and December 12th vs. Cleveland (eight catches for 108 yards and two touchdowns) . . . His longest reception of the season was on a 45-yard touchdown pass on October 23rd vs. the Jets . . . On October 30th at Tampa Bay made his 300th career reception and became third Dolphin to go over 5,000 career receiving yards.

1987 — Started all 12 non-strike games and finished second on the team in receptions (behind Troy Stradford) with 46 for 776 yards (16.9 average) and seven TDs . . . Was first in receiving yards on club . . . In AFC was eighth in receiving yards, 17th in receptions and ninth in scoring (non-kickers) with 42 points . . . Made at least two catches in every game he played . . . Had only 100-yard game December 13th at Philadelphia with seven catches for 104 yards and two TDs . . . Reception and yardage totals against Eagles both were season highs . . . Had six receptions in first Buffalo contest (81 yards, one TD) and second meeting with Jets (96 yards) . . . Caught eventual winning touchdown pass (of 30 yards) at Cincinnati, a reception which also kept Dan Marino's streak of consecutive games with at least one TD toss alive at 28.

1986 — Finished with 60 receptions for 1,150 yards and 10 TDs, his second 1,000-yard season . . . Was third on team in receptions and second in receiving yards . . . Ranked fifth in conference in reception yardage and was seventh in NFL . . . Named as an alternate to 1986 Pro Bowl, played when Duper was unable to participate . . . Played in 15 games with 14 starts, missing Atlanta game after suffering first-degree separation of right shoulder in game against Jets on November 24th . . . Came back two weeks later at New Orleans to catch four passes for 47 yards, including 200th career reception . . . Turned in best effort of season on September 21st at Jets with eight catches for 174 yards and one touchdown . . . His 177 yards on nine catches (two TDs) versus Raiders on December 2nd is sixth best single-game performance in Dolphin history.

1985 — Started all 16 regular season games plus two playoff contests . . . Finished second on team in receptions (70), only two behind leader Tony Nathan, for 996 yards and four TDs . . . Had four receptions for 56 yards in playoff action . . . Was first on team in pass reception yardage . . . Was eighth in AFC in receptions, seventh in receiving yardage . . . Football News first-team All-AFC selection . . . UPI second-team All-AFC honoree . . . Top game came at home versus Colts on September 15th when he caught eight passes for 106 yards and one TD.

1984 — Had truly sensational year, leaping into national prominence with record-setting campaign in just his second NFL season . . . Caught 73 passes for 1,389 yards and 18 touchdowns . . . His 73 receptions set a Dolphins' single season record that stood until he broke it in 1988 with 86 receptions . . . His 1,389 yards receiving set a club record for receiving yards that still stands . . . His 18 touchdowns set Dolphin records for overall touchdowns and touchdown catches that still stand . . . It also set an NFL record for receiving touchdowns that stood until Jerry Rice of the 49ers caught 22 scoring passes in 1987 . . . Along with Duper (1,306) became first teammates to ever each amass over 1,300 receiving yards . . . Ranked third in league in reception yards and was fifth in AFC in catches . . . Enjoyed six 100-yard receiving days, then a team record . . . Caught at least one touchdown pass in 16 of Miami's 19 total games . . . Caught a then-career high nine passes two successive weeks (December 2nd vs. Raiders and December 9th vs. Colts) . . . Appeared on cover of Sports Illustrated (September 10th) following clutch scoring catch in season-opening win at Washington . . . Postseason honors included AP second team All-Pro, AFC Pro Bowl and USA Today first-team All-Pro.

1983 — Appeared in 14 games in rookie year and set club record for punt return yardage in a season with 392 on 41 returns . . . Had become Miami's punt returner following opening-game knee injury to Tom Vigorito . . . Scored first ever NFL TD against Bills on 14-yard catch in 38-35 OT loss on October 9th while also throwing a 48-yard touchdown pass to Duper on a double reverse option (Marino to Nathan to Clayton) . . . Received first game ball following 37-0 shutout of Colts on November 20th thanks to a 60-yard punt return for a score . . . Suffered broken ribs versus Cincinnati (November 28th) and missed next two games . . . Eighth-round draft choice (223rd overall) of Miami in 1983.

COLLEGE: Had school record-setting tenure at Louisville (1979-82) . . . Set Cardinal career records for most receiving yards (2,004) and highest average

RECEIVING BREAKDOWN

	1989						CAREER					
	GM	NO	YDS	AVG	LG	TD	GM	NO	YDS	AVG	LG	TD
Wins	8	30	488	16.3	78	4	64	224	3740	16.7	78	36
Losses	7	34	523	15.4	34	5	39	181	2825	15.6	68	27
Ties	-	-	-	-	-	-	-	-	-	-	-	-
Grass	7	32	467	14.6	66	5	-	-	-	-	-	-
Turf	8	32	544	17.0	78	4	-	-	-	-	-	-
1st Down	15	21	348	16.6	35	3	-	-	-	-	-	-
2nd Down	15	14	142	10.1	16	2	-	-	-	-	-	-
3rd Down	15	29	521	18.0	66	4	-	-	-	-	-	-
4th Down	15	0	0	0.0	0	0	-	-	-	-	-	-
1st Half	15	25	368	14.7	66	3	-	-	-	-	-	-
2nd Half	15	39	643	16.5	78	6	-	-	-	-	-	-
Overtime	1	0	0	0.0	0	0	-	-	-	-	-	-

JEFF CROSS



6-4 272 #91
Defensive End
Born: 3/25/66
College: Missouri '88
Acquired: D9, 1988
NFL: Third Season
Dolphins: Third Season

PRO: 1989 — Young defensive end emerged as one of the top pass rushers in AFC ... Started all 16 games at right defensive end ... Finished with 59 tackles (50 solo), including a team-leading ten sacks for a total of 94 yards in losses ... Rebounded from rookie season where he did not register a sack ... Added a forced fumble and a pass defended in '89 ... Recorded three or more tackles in 13 of 16 games ... Registered first career sack in season opener vs. Buffalo on Sept. 10 ... Had exceptional game at New England (9/17) with six tackles and three sacks of Patriots QB Tony Eason (for a total of 21 yards lost) ... Named as Pro Football Weekly's Defensive Player of the Week for his effort ... Three sacks were the most by a Dolphin player since Doug Betters also had three sacks on Sept. 23, 1984 vs. Indianapolis ... Sacked Browns QB Bernie Kosar for a nine-yard loss vs. Cleveland (10/8) ... Recorded five tackles and a sack of Bengals QB Boomer Esiason at Cincinnati on Oct. 15 ... Finished with three tackles and a sack of Colts QB Jack Trudeau vs. Indianapolis (11/5) ... Recorded four tackles and half a sack (shared with John Offerdahl) at New York (11/12) ... Finished contest vs. New England (12/10) with five tackles, including 1.5 sacks (shared a sack with Hugh Green) of Patriots QB Marc Wilson ... Named as Miami's Outstanding Defensive Lineman in voting by local South Florida media.

AMONG SACK LEADERS: Cross' 10 sacks resulted in 94 yards in losses ... Sack total was the highest single-season total by a Dolphin since Doug Betters had 14 sacks in 1984 ... Total tied for the sixth best single season total in Dolphin history (see below):

MIAMI DOLPHIN SINGLE SEASON SACK LEADERS			
1. Bill Stanfill	18.5	(1973)	6. JEFF CROSS ... 10.0 (1989)
2. Doug Betters	16.0	(1983)	Bill Stanfill ... 10.0 (1972)
3. Doug Betters	14.0	(1984)	Vern Den Herder ... 10.0 (1973)
4. Vern Den Herder	11.5	(1972)	Bill Stanfill ... 10.0 (1974)
5. Vern Den Herder	11.0	(1975)	

Finished season tied for seventh in the AFC and tied for 17th in the

NFL in sacks ... Recorded three sacks in contest at New England (9/17) ... Single-game sack total against New England tied for second-best game in AFC in '89 behind Leslie O'Neal's 3.5 sacks against Philadelphia (see below):

TOP AFC SINGLE-GAME SACK TOTALS IN '89			
NAME	OPPONENT	DATE	SACKS
Leslie O'Neal, San Diego	Philadelphia	11/5	3.5
JEFF CROSS, MIAMI	NEW ENGLAND	9/17	3.0
Rufus Porter, Seattle	San Diego	10/15	3.0
Bruce Smith, Buffalo	N.Y. Jets	10/22	3.0

1988 — Played in all 16 games (with one start) as a rookie in '88 both on defensive line and on special teams ... Finished initial NFL season with 11 tackles (eight solo), six special teams tackles and a blocked field goal ... Made first NFL appearance in season opener at Chicago and finished contest with two defensive tackles and one on special teams ... Had team leading two special teams tackles as Miami defeated visiting Minnesota 24-7 on Oct. 2 ... Blocked a Chris Bahr field goal attempt late in contest as Miami defeated the Raiders 24-14 on Oct. 9 ... Received first start of NFL career in season finale at Pittsburgh (12/18) and responded with season-high six tackles ... Ninth-round draft choice (239th overall) by Miami in 1988.

COLLEGE: Two-year starter for Missouri (1986-87) ... Began college career at Riverside City College, a California junior college, as blocking tight end ... Switched to defense midway through second season at Riverside ... Played well enough to earn all-conference honors on defense ... Recorded 111 tackles, including seven QB sacks and 14 tackles for loss, during Missouri career ... Also recovered two fumbles ... Voted Most Valuable Defensive Lineman in annual Black and Gold game as a senior ... Started seven games at right defensive tackle in '87 ... Finished sixth on team in tackles with 58 ... Recorded season-high 15 tackles versus Colorado and had seven against Oklahoma ... In '86, started 10 of 11 games at right end ... Finished second among linemen with 53 tackles ... Led team in QB sacks with six ... Had season-high nine tackles versus Texas ... Majored in social work.

PERSONAL: Single, resides in North Miami Beach, Fla. ... Enjoys fishing and relaxing in spare time ... Lists favorite TV show as "The Cosby Show" ... Attended Rancho Palos Verde High School in Blythe, Calif., lettering in football, baseball and basketball ... All-district pick as tight end his senior season ... Full name is Jeffrey Allen Cross, born March 25, 1966, in Riverside, Calif.

NFL STATISTICS							
YEAR	TEAM	G-S	TACK.	ASST.	TOTAL	FUM. REC.	QB SACK
1988	Miami	16-1	8	3	11	0	0
1989	Miami	16-16	50	9	59	0	10
2-YEAR TOTALS			32-17	58	12	70	0

ADDITIONAL STATS

Special Teams Tackles: 6 in 1988
 Blocked Field Goals: 1 in 1988
 Forced Fumbles: 1 in 1989
 Passes Defensed: 1 in 1989



DOLPHIN FACT

The Dolphins were 4-4 last year on natural grass (all at home). On artificial turf in '89, Miami was 4-4 (all on the road). In the 1980s (regular season games), the Dolphins were 68-30-1 (.692) on grass — 53-21-1 at home and 15-9 on road. On turf over the same period of time, the Dolphins were 26-27 (.491).

JEFF DELLENBACH



6-6 285
Tackle/Center # **65**
Born: 2/14/63
College: Wisconsin '85
Acquired: D4b, 1985
NFL: Sixth Season
Dolphins: Sixth Season

PRO: Big offensive lineman with versatility to play tackle and center ... Named as Miami's Offensive Lineman of the Year for 1989 by vote of local South Florida media ... Started all 16 games in '89 ... Opened season at center vs. Buffalo (9/10) before being moved to left tackle for remainder of year ... Moved to tackle due to the emergence of rookie center Jeff Uhlenhake ... Started at left tackle at New England (9/17), marking his first start at that position since Oct. 25, 1987, vs. Buffalo ... Started all 19 games of Miami's NFL-record sackless string (13 at center and six at left tackle) ... Miami has led the NFL in fewest sacks allowed each of his five professional seasons ... Dolphin quarterbacks were sacked only ten times during his 20 starts at center ... Performed well in '88 despite tough task of trying to replace All-Pro center Dwight Stephenson ... Started all 16 games in '88 ... Played in 11 non-strike games in 1987 with six starts ... Started final three games of '87 at center on emergency basis after Stephenson's injury ... Responded to difficult situation by playing well ... Anchored line which ended Washington's streak of 63 games with at least one sack (12/20) ... First NFL start at center came at Philadelphia (12/13) ... Had worked extensively at center position the week before '87 opener at New England while Stephenson had foot in cast with sprained arch ... Ended up starting Patriots game at left tackle as Stephenson got cast off on Friday and played ... Started first three non-strike games of year (N.E., Indianapolis, Buffalo) at LT in place of injured Jon Giesler ... Spent weeks 7-10 backing up Giesler at left tackle ... Did not play in week 11 at Buffalo ... Played in 13 games in '86 with six starting assignments (four at left tackle, two at right guard) ... Suffered severe left ankle sprain in '86 training camp which hampered early-season play ... Started at right guard versus Raiders (10/19) and Colts (10/26) in place of Ronnie Lee ... Started last three games of '86 at left tackle for Giesler ... Also started at left tackle in week 6 against Buffalo in place of Cleveland Green ... Saw action in 11 games in 1985, starting only at Buffalo on 11/24 ... Played in both post-season contests in '85 ... Has worked as long snapper ... Fourth-round draft choice (111th overall) of Miami in 1985.

COLLEGE: Enjoyed standout career at University of Wisconsin (1981-84) ... As senior, was third-team All-America selection and UPI honorable mention All-America pick ... Also was chosen first-team All-Big Ten by AP and UPI and was tabbed as Big Ten's Offensive Lineman of the Year by conference broadcasters ... Started all 12 games for Badgers in '84 and graded out at more than 90% efficiency over course of season ... Was selected team's Offensive Player of the Game versus Indiana as a senior ... Ended career with 35 consecutive starts ... As junior, was Wisconsin's top offensive lineman, earning second-team All-Big Ten accolades ... Was moved to offensive line prior to sophomore season after appearing in 10 games on defense in freshman campaign ... Also played for Badgers' junior varsity hockey team ... Majored in recreation resource management.

PERSONAL: Married, he and wife Mary (5/31/85) reside in Fort Lauderdale with sons Dane (4/21/88) and Dax (4/13/90) ... Played for Dolphins' softball and basketball teams in off-season ... Has done work with "Say No to Drugs" program, cerebral palsy and cystic


76

fibrosis ... Sponsors golf tournament to benefit Boys and Girls Club of Palm Beach County ... Lists favorite TV show as "All My Children," favorite movie as "First Blood" and favorite actor as Sylvester Stallone ... "Delly" played with Dolphin LB Rick Graf at Wisconsin ... Enjoys professional wrestling ... Likes to listen to the Beach Boys ... Attended Wausau (Wis.) East High School, lettering in football, hockey and baseball ... As senior, was All-America and all-state selection as tackle and was all-conference pick as hockey goaltender ... Full name is Jeffrey Alan Dellenbach, born Feb. 14, 1963, in Wausau, Wis.

NFL STATISTICS

GAMES/STARTS: 1985: 11/1 (P-2/0), 1986: 13/6, 1987: 11/6, 1988: 16/16, 1989: 16/16 **5-YEAR TOTALS:** 67/45 (P-2/0)

MARK DENNIS



6-6 295 # **74**
Tackle
Born: 4/15/65
College: Illinois '87
Acquired: D8b, 1987
NFL: Fourth Season
Dolphins: Fourth Season

PRO: Offensive tackle spent '89 trying to rebound from major knee injury suffered in 1988 ... Played in seven games with one start in '89 ... Spent first nine weeks of season on physically unable to perform list ... Activated off PUP list on Nov. 4 and started next day at right tackle vs. Indianapolis ... Saw extensive action at Indianapolis (12/17) when Ronnie Lee left game in first quarter with ankle injury ... Spent pre-season camp rehabilitating knee and was placed on PUP list on Aug. 28 ... Possesses good strength and speed along with exceptional size ... Pass blocking is specialty ... Played in 13 games (seven starts) in 1988 ... Started first five games of season at left tackle ... Saw action as reserve for next six games ... Received starting call against New England 11/20 ... Suffered season-ending knee injury (torn ligament in right knee) in next start at Jets (11/27) ... Underwent knee surgery on Nov. 30 ... Played in five games (Colts 1, Bills 1, Eagles, Redskins and Patriots 2) in '87 ... Started two contests (Washington and New England 2) and dressed for two others ... Starting assignments came at right tackle when he played in place of injured Ronnie Lee ... Placed on active roster on 12/4 after season-ending knee injury to Chris Conlin ... Before activation, had been on inactive roster since Pittsburgh game (11/1) ... First NFL start was 12/20 versus Redskins; held Charles Mann without a sack ... Dolphins' second pick in eighth round (212th overall) in 1987.

COLLEGE: Three-year starter and four-year letterman (1983-86) for Illinois ... Did not give up sack in final 24 games of college career ... Moved into starting lineup late in freshman year and stayed there through college career ... Team's top lineman in 1986, grading out at 92% in film study by Illinois coaches ... Was chosen to first team of Big Ten's All-Academic squad as senior (4.13 GPA on scale of 5) ... Became full-time starter as sophomore in 1984 ... Had 90% blocking grade for '84 season ... Top reserve lineman of Illini in 1983, starting final two games of campaign ... As freshman, had earned spot in two-deep depth chart by first week of season ... Holds B.S. in finance.

PERSONAL: Married to Deirdre (6/6/87), couple lives in Cooper City ... Has obtained Series 7 license ... Enjoys skiing ... Lists favorite

77

movie as "Rocky," favorite TV shows as "L.A. Law" and "Thirtysomething" and favorite recording artist as Paul Simon ... Attended Washington (Ill.) High School, lettering in football and wrestling ... Earned Illinois State Scholar/Athlete honors ... All-America selection of Adidas ... One of top wrestlers in heavyweight division in state of Illinois ... Full name is Mark Francis Dennis, born April 15, 1965, in Junction City, Kan.

NFL STATISTICS

GAMES/STARTS: 1987: 5/2, 1988: 13/7, 1989: 8/1 3-YEAR TOTALS: 26/10

MARK DUPER



5-9 192 #85
Wide Receiver
Born: 1/25/59
College: Northwestern (La.)
 St. '82
Acquired: D2, 1982
NFL: Ninth Season
Dolphins: Ninth Season

PRO: 1989 - One of the fastest players in the NFL, runs a 4.3 40-yard dash ... Always a threat to deliver a quick touchdown on any given play ... Played in 15 games (including 14 starts) and had 49 receptions for 717 yards (an average of 14.6 yards per catch) and one touchdown ... Finished third on the Dolphins in receptions and second on the team in reception yardage ... Finished 20th in the AFC in reception yards (717) ... His 15 games played, 49 catches, and 717 reception yards all were the fourth highest totals of his career, while his 14 games started was the third highest single season figure of his career ... Has career totals of 345 receptions for 6,212 yards (18.0 yards per catch) and 42 touchdowns ... Only game missed was on Dec. 17th at Indianapolis when he was on inactive list ... Started 14 of his 15 games played, coming off bench on Nov. 12th at New York ...

RECEPTIONS: Caught at least one pass in 13 of his 15 games played in 1989 (including 11 games of two or more receptions) and now has caught at least one pass in 91 of 104 career games (87.5%), including five of six playoff games ... Had a season-high seven receptions twice, on Nov. 19th at Dallas for 90 yards, and on December 24th vs. Kansas City for 85 yards ... His seven catches in those two contests matched the fifth highest single game total of his career and matched the third highest single game reception total by a Dolphin in 1989 ... His second catch at New England on Sept. 17th was his 300th career reception, becoming the fourth Miami receiver to record 300 career catches ...

YARDAGE: On Oct. 15th at Cincinnati had five catches for 129 yards (25.8 yards per catch), the most reception yards by a Dolphin in 1989, with a long catch of 41 yards ... It was Duper's second game of the season with 100-or-more reception yards ... His other 100-yard game came on Sept. 24th vs. N.Y. Jets, when he had six catches for 113 yards in receptions ... His two 100-yard games in 1989 gave him 24 100-yard games for his career (26 including playoffs), extending his own team record (Clayton is second with 20 100-yard receiving regular season games) ... On Nov. 19th at Dallas he had 90 yards in receptions, his third highest single game receiving yardage total in 1989, and it put him over 6,000 yards in receptions for his career, becoming the third player in Dolphin history (after Nat

78

Moore and Mark Clayton) to surpass 6,000 career reception yards ... He ranks among the career league leaders of active players in average yards per catch:

TOP TEN NFL ACTIVE LEADERS, YARDS PER CATCH

Minimum 200 receptions

PLAYER	REC	YARDS	AVG.	PLAYER	REC	YARDS	AVG.
1. Willie Gault	228	4,732	20.8	6. Anthony Carter	256	4,720	18.4
2. Stanley Morgan	534	10,352	19.4	7. Louis Lipps	253	4,665	18.4
3. Wesley Walker	438	8,306	19.0	8. Carlos Carson	352	6,360	18.1
4. James Lofton	607	11,251	18.5	9. MARK DUPER	345	6,212	18.0
5. Jerry Rice	346	6,364	18.4	10. Mike Quick	354	6,329	17.9

TOUCHDOWNS: On Oct. 8th vs. Cleveland had five catches for 83 yards and one touchdown, a 35-yard TD grab from Dan Marino, Duper's only touchdown catch of the season ... Coupled with his one TD catch in 1988 (vs. San Diego on Oct. 16, 1988), he has two touchdown receptions in the last two years, covering his last 28 games ... Needs eight touchdowns to total 50 TDs for his career ...

INJURIES: Was hampered through most of the 1989 season by various injuries ... Had one reception on Nov. 5th vs. Indianapolis before missing the entire second half with a twisted right ankle ... Appeared for just one play off bench Nov. 12th at Jets but left game for good because of an injury to his right ankle ... Was bothered by a sore calf muscle that he injured on Dec. 3rd at Kansas City, forcing him to leave that game permanently in the second half ... Saw limited action in Dec. 10th game vs. Patriots because of a groin injury sustained in that game and did not have a catch ... Was one of two Dolphin inactive players December 17th at Indianapolis because of that groin injury, the only full game he missed all season ...

AMONG DOLPHIN LEADERS: With 345 catches, he ranks fourth on the Dolphin all-time reception list, behind Nat Moore (510), Mark Clayton (405), and Tony Nathan (383) ... His 6,212 reception yards ranks third on the team's all-time receiving yardage list, behind Moore (7,547) and Clayton (6,565) ... His average of 18.0 yards per catch is the second highest career yards per catch average in team history, behind only the 21.5 average of Paul Warfield ... His 42 receiving touchdowns is third on the club's receiving TD list, behind Moore (74) and Clayton (63) ... His 42 touchdowns also ranks fourth on the Dolphins' overall touchdown list, behind Moore (75), Clayton (64), and Larry Csonka (57) ... Among all scorers, his 252 career points ranks seventh on the club's all-time points list (Fuad Reveiz is sixth with 320 points) ... With 6,202 total yards (rushing and receiving) from scrimmage, ranks fifth in total yards from scrimmage (Mark Clayton is fourth with 6,673 total yards while Tony Nathan is third with 7,135 total yards) ... Has teamed with Dan Marino for three of Dolphins' six longest pass plays: 85 yards vs. Baltimore on November 20, 1983; 85 yards vs. Houston on November 2, 1986; and 80 yards vs. Indianapolis on September 23, 1984 ... Only longer pass play in club history is 86-yard Bob Griese-Warfield connection in 1971 ... Holds fourth (71 in 1984) and sixth (67 in 1986) single-season reception totals in team history ... Has three of top seven seasons in terms of receiving yards: 1,313 in 1986 (second), 1,306 in 1984 (third), and 1,003 in 1983 (seventh) ... Also has three of top five single-game receiving yardage totals, including club record of 217 yards set in 1985 vs. Jets ...

WITH MARK CLAYTON: Duper and fellow receiver Mark Clayton form duo nationally known as the "Marks Brothers" ... Starting with 1983, Clayton's first season in the league, the duo have combined for 12,777 yards on 750 catches ... The pair have had 100 or more yards receiving in the same game four times (October 23, 1988 vs. New York Jets; October 19, 1986 vs. Los Angeles Raiders; September 21, 1986 at New York Jets; September 30, 1984 at St. Louis Cardinals), with the Dolphins going 1-3 in those games ... When either Clayton or Duper go over 100 yards receiving in a game, Miami is 25-19 (regular season) ... The Dolphins are 15-9 when Duper tops 100 yards and 10-10 when Clayton tops 100 yards ... See Clayton's biography for additional Duper/Clayton information.

1988 - Had an up-and-down season that was cut short after 13 games ... Received a 30-day suspension on November 29th by the NFL for violation of the league's substance abuse policy, which caused him to miss the final three games of the season ... Was

79

reinstated to the Dolphins' roster on April 18, 1989 . . . In his 13 games, he caught 39 passes for 626 yards (a 16.1 yards per reception average) and one touchdown . . . Finished fourth on the team in receptions and third in yardage . . . His 39 catches ranked tied for 25th in the AFC, his 626 reception yards ranked 22nd, and his 16.1 yards per catch average ranked tied for 12th among AFC receivers with 30 or more catches . . . His one touchdown came vs. San Diego on October 16th . . . Became the second player in Dolphin history (after Nat Moore) to surpass 5,000 career reception yards, reaching that plateau on September 25th at Indianapolis (they were later joined in that group by Clayton) . . . Caught at least one pass in 11 of his 13 games . . . Had one game of seven receptions (on October 16th vs. San Diego) and two games of six receptions (October 2nd vs. Minnesota and October 23rd vs. New York Jets) . . . Had two games of 100 or more yards receiving, a season high 132 yards vs. Jets on October 23rd and 118 yards vs. San Diego on October 16th . . . His longest reception of the season was a 56-yard catch on October 23rd vs. the Jets, the second longest Dolphin reception of the season (surpassed only by Ferrell Edmunds' 80-yard reception on November 27th at the Jets) . . . Also had a 51-yard catch vs. San Diego on October 16th, the club's fourth longest pass reception of the season.

1987 — Started 11 non-strike games . . . Sat out second Colts game after suffering rib injury week before at Cincinnati (November 8th) . . . His 33 receptions were his lowest since his rookie season in 1982 . . . Finished third on team with 33 catches for 597 yards (18.1 average) and a team-high eight TDs . . . Was sixth in AFC in scoring (non-kickers) with 48 points . . . Ranked 20th in conference in receiving yards . . . Made career-high nine receptions (for 123 yards, two TDs) in '87 opener vs. New England (September 13th) . . . Tied career high with three touchdowns versus Washington (December 20th), making six receptions for a season-high 170 yards, including game-winning six-yard TD pass with 1:07 remaining to give Dolphins 23-21 win . . . Was named AFC Offensive Player of the Week for his efforts in that game . . . Had third 100-yard receiving game of year in 35-24 victory over Pittsburgh (November 1st), making five catches for 100 yards, including 50-yard TD pass.

1986 — Started all 16 games . . . For first time in career led team in receiving with 67 catches for 1,313 yards and 11 TDs . . . Finished ninth in AFC in receiving and third in league in receiving yardage . . . Went over 1,000 yards in receiving for third time in career . . . His 1,313 reception yards is the second highest total in club history . . . Set Dolphin single season mark with eight 100-yard performances . . . His 11 receiving TDs is tied for the fourth highest total in club history . . . Caught 20-yard TD pass from Marino in overtime win at Rams (December 14th), one of career-high three touchdowns in game . . . Had season-high seven catches against Jets (September 21st), 49ers (September 28th), and Bills (November 16th) . . . Named honorable mention All-NFL by AP . . . Also named to Pro Bowl but did not play because of arthroscopic left knee surgery on January 5, 1987 (was replaced by Clayton) . . . Tabbed by South Florida media as Miami's Outstanding Receiver.

1985 — Early-season thigh injury sidelined him for eight weeks (games 2-9) . . . In first game back, against Jets on November 10th, he set Dolphin record with 217 yards on eight receptions . . . In his first half back in that game, he caught 60-yard TD toss from Marino . . . With :49 left to play he hauled in one-handed, 50-yard TD pass to lead Dolphins to 21-17 victory over Jets . . . Including Jets game, Duper compiled 555 yards on 31 receptions over last six games as Dolphins closed regular season without a loss in that span . . . Started eight of nine contests (came off bench vs. Jets) . . . Suffered his injury against Houston in season's first game, but left lineup next week versus Indianapolis . . . Finished as team's fifth leading receiver with 35 catches for 650 yards and three touchdowns.

1984 — Started all 16 games and had 71 catches for 1,306 yards and eight touchdowns . . . Both receptions and yards would have eclipsed prior Dolphin records if not for even better figures compiled by Clayton . . . His 1,306 yards remains the third highest single season total in Dolphin history and his 71 receptions is the fourth best total in club history . . . Was voted by peers to start for AFC in Pro Bowl and was also first team All-AFC choice by UPI . . . Along

with Clayton became first teammates in league history to each go over 1,300-yard reception mark in a single season.

1983 — Became first Miami receiver ever to go over 1,000 yard mark with 1,003 yards on 51 receptions (Warfield's 996 yards in 1971 had been the club's previous high) . . . Caught 10 touchdown passes and 19.7 per-catch average was tops in AFC . . . Was second-team All-AFC selection by UPI and was member of AFC's Pro Bowl team . . . In first NFL start in 38-35 OT loss to Buffalo (October 9th), had then-second best receiving day in Dolphin history with 202 yards on seven catches and two touchdowns.

1982 — Saw action in only two games in rookie campaign and did not catch a pass . . . Was slowed by ankle and hamstring injuries . . . Dolphins had surprised many by drafting him so high, but Duper impressed coach Don Shula at BLESTO workout in Detroit with acrobatic, over-the-shoulder catch . . . Second-round draft choice (52nd overall) of Miami in 1982.

COLLEGE: Played only two years of college football at Northwestern State in Natchitoches, La. . . As a senior, caught 24 passes for 592 yards (24.7 average) and seven touchdowns, including three TDs versus Northeast Louisiana . . . Attended college on track scholarship . . . At NW State, had 4.28 clocking in 40-yard dash . . . Ran anchor leg on Demons' star-studded NCAA championship 400-meter relay team that also included the late Joe Delaney (Kansas City) . . . Also qualified for NCAA meet in 100-meter dash . . . Broke Delaney's school record in 100 meters with time of 10.21 . . . Majored in law enforcement.

PERSONAL: Married to Cynthia . . . Lives in Marksville, La. . . Has son, Mark II (4/19/85), and daughter, Alexandria Christina (12/7/89) . . . Hobbies include boating, fishing, horseback riding, raising cows and playing golf . . . Enjoys listening to Stevie Wonder . . . Attended Moreauville (La.) High School, lettering in track and basketball . . . Moreauville did not field a football team . . . Full name is Mark Super Duper, born Jan. 25, 1959, in Pineville, La.

NFL STATISTICS							
YEAR	TEAM	G-S	NO.	YDS.	AVG.	LG	TD
1982	Miami	2-0	0	0	0.0	0	0
1983	Miami	16-11	51	1003	19.7	85t	10
1984	Miami	16-16	71	1306	18.4	80t	8
1985	Miami	9-8	35	650	18.6	67t	3
1986	Miami	16-16	67	1313	19.6	85t	11
1987	Miami	11-11	33	597	18.1	59t	8
1988	Miami	13-13	139	626	16.1	56	1
1989	Miami	15-14	49	717	14.6	41	1
8-YEAR TOTALS		98-89	345	6212	18.0	85t	42
PLAYOFFS		6-6	21	353	16.8	41t	3

100-YARD RECEIVING GAMES (26)					
DATE	OPPONENT	NO.	YDS.	LG	TD
10/9/83	BUFFALO	7	202	63t	2
10/30/83	L.A. RAMS	7	134	46t	1
11/20/83	BALTIMORE	5	121	85t	1
12/31/83	*SEATTLE	9	117	32t	1
9/2/84	at Washington	6	178	74t	2
9/23/84	INDIANAPOLIS	7	173	80t	2
9/30/84	at St. Louis	8	164	51	0
11/4/84	at N.Y. Jets	7	155	54	0
1/6/85	*PITTSBURGH	5	148	41t	2
11/10/85	N.Y. JETS	8	217	60t	2
12/2/85	CHICAGO	5	107	52	0
9/21/86	at N.Y. Jets	7	154	46t	2
9/28/86	SAN FRANCISCO	7	102	24	0
10/5/86	at New England	4	102	45	0
10/19/86	L.A. RAIDERS	5	101	44	0
11/2/86	HOUSTON	2	110	85t	1
11/16/86	at Buffalo	7	109	27t	1
11/30/86	ATLANTA	4	115	54t	1
12/14/86	at L.A. Rams	5	145	69t	3
9/13/87	at New England	9	123	26	2

11/1/87	PITTSBURGH	5	100						
12/20/87	WASHINGTON	6	170	50t	1				
10/16/88	SAN DIEGO	7	118	59t	3				
10/23/88	N.Y. JETS	6	132	51	1				
9/24/89	N.Y. JETS	6	132	56	0				
10/15/89	at Cincinnati	5	113	26	0				
*Playoff Game									

ADDITIONAL STATS

Rushing: 1 for -10 yards in 1986
Miscellaneous Tackles: 3 in 1983, 2 in 1984, 5 in 1986, 1 in 1987, 1 in 1988, 3 in 1989 for total of 15

SINGLE-GAME HIGHS

Most Receptions: *9 vs. Seattle, 12/31/83
 9 at New England, 9/13/87
 8 at St. Louis, 9/30/84
 8 vs. N.Y. Jets, 11/10/85

Most Receiving Yards: 217 vs. N.Y. Jets, 11/10/85
 202 vs. Buffalo, 10/9/83
 178 at Washington, 9/2/84

Most TD Receptions: 3 at L.A. Rams, 12/14/86
 3 vs. Washington, 12/20/87
 2, six times

Longest Receptions: 85t vs. Baltimore, 11/20/83
 85t vs. Houston, 11/2/86
 80t vs. Indianapolis, 9/23/84

*Playoff Game

RECEIVING BREAKDOWN

	1989						CAREER					
	GM	NO	YDS	AVG	LG	TD	GM	NO	YDS	AVG	LG	TD
Buf.	2	6	60	10.0	21	0	15	48	748	15.6	63	6
Ind/Bal	1	1	9	9.0	9	0	12	35	677	19.3	85	5
Mia.	-	-	-	-	-	-	-	-	-	-	-	-
New E.	2	2	27	13.5	14	0	13	36	571	15.9	45	3
NY Jets	2	6	113	18.8	26	0	12	46	956	20.8	60	5
AFC East	7	15	209	13.9	26	0	52	165	2952	17.9	85	19
Cin.	1	5	129	25.8	41	0	3	10	213	21.3	43	2
Cle.	1	5	83	16.6	35	1	2	10	166	16.6	35	2
Hou.	1	2	16	8.0	10	0	5	20	384	19.2	85	3
Pitt.	1	3	34	11.3	17	0	3	10	154	15.4	50	1
AFC Cent.	4	15	262	17.5	41	1	13	50	917	18.3	85	8
Den.	-	-	-	-	-	-	-	-	-	-	-	-
K.C.	2	8	103	12.9	24	0	3	8	103	12.9	24	0
LA Raid.	-	-	-	-	-	-	4	13	199	15.3	44	2
San D.	-	-	-	-	-	-	3	15	253	16.9	51	1
Sea.	-	-	-	-	-	-	-	-	-	-	-	-
AFC West	2	8	103	12.9	24	0	10	36	555	15.4	51	3
AFC Total	13	38	574	15.1	41	1	75	251	4424	17.6	85	30
Dal.	1	7	90	12.9	22	0	3	12	151	12.6	25	0
NY Gia.	-	-	-	-	-	-	-	-	-	-	-	-
Phil.	-	-	-	-	-	-	2	3	75	25.0	20	1
Pho/St.L.	-	-	-	-	-	-	1	8	164	20.5	51	0
Wash.	-	-	-	-	-	-	2	12	348	29.0	74	5
NFC East	1	7	90	12.9	22	0	8	35	738	21.1	74	6
Chi.	-	-	-	-	-	-	2	6	119	19.8	52	0
Det.	-	-	-	-	-	-	-	-	-	-	-	-
Green B.	1	4	53	13.3	18	0	3	10	139	13.9	36	0
Minn.	-	-	-	-	-	-	1	6	81	13.5	33	0
Tampa B.	-	-	-	-	-	-	1	4	52	13.0	24	0
NFC Cent.	1	4	53	13.3	18	0	7	26	391	15.0	52	0
Atl.	-	-	-	-	-	-	2	8	211	26.4	54	1
LA Rams	-	-	-	-	-	-	2	12	279	23.3	69	4
New O.	-	-	-	-	-	-	2	5	52	10.4	13	1
San Fran.	-	-	-	-	-	-	2	8	117	14.6	24	0
NFC West	-	-	-	-	-	-	8	33	659	20.0	69	6
NFC Total	2	11	143	13.0	22	0	23	94	1788	19.0	74	12

RECEIVING BREAKDOWN

	1989						CAREER					
	GM	NO	YDS	AVG	LG	TD	GM	NO	YDS	AVG	LG	TD
Sept.	3	10	170	17.0	26	0	24	90	1633	18.1	80	12
Oct.	5	20	311	15.6	41	1	24	95	1667	17.6	64	11
Nov.	4	11	133	12.1	22	0	28	91	1670	18.4	85	10
Dec.	3	8	103	12.9	24	0	22	69	1242	18.0	69	9
Games 1-8	8	30	481	16.0	41	1	46	174	3140	18.1	80	23
Games 9-16	7	19	236	12.4	24	0	52	171	3072	18.0	85	19
Home	8	28	407	14.5	35	1	49	185	3501	18.9	85	24
Road	7	21	310	14.8	41	0	49	160	2711	16.9	74	18
Wins	8	24	391	16.3	41	1	63	215	4237	19.7	85	29
Losses	7	25	326	13.0	35	0	35	130	1975	15.2	63	13
Ties	-	-	-	-	-	-	-	-	-	-	-	-
Grass	8	28	407	14.5	35	1	-	-	-	-	-	-
Turf	7	21	310	14.8	41	0	-	-	-	-	-	-
1st Down	15	24	358	14.9	26	0	-	-	-	-	-	-
2nd Down	15	13	212	16.3	34	0	-	-	-	-	-	-
3rd Down	15	11	138	12.6	41	1	-	-	-	-	-	-
4th Down	15	1	9	9.0	9	0	-	-	-	-	-	-
1st Half	15	30	387	12.9	35	1	-	-	-	-	-	-
2nd Half	15	19	330	17.4	41	0	-	-	-	-	-	-
Overtime	1	0	0	0.0	0	0	-	-	-	-	-	-

FERRELL EDMUNDS



6-6 254 #80
Tight End
Born: 4/16/65
College: Maryland '88
Acquired: D3, 1988
NFL: Third Season
Dolphins: Third Season

PRO: 1989 — Started all 16 games in 1989 and used his 4.6 speed to catch 32 passes for 382 yards (an average of 11.9 yards per catch) and three touchdowns . . . Finished fourth on the Dolphins in receptions and touchdown catches, and sixth in reception yardage . . . His total of 32 catches is one less than his reception total as a rookie in 1988 . . . It is the seventh highest single season total by a Dolphin tight end in club history, and Edmunds has two of the top eight single season Dolphin tight end reception totals:

SINGLE SEASON MIAMI TIGHT END RECEPTION LEADERS					
PLAYER	CATCHES	YEAR	PLAYER	CATCHES	YEAR
1. Bruce Hardy	54	1986	6. FERRELL EDMUNDS	33	1988
2. Larry Seiple	41	1969	Jim Mandich	33	1974
3. Bruce Hardy	39	1985	8. FERRELL EDMUNDS	32	1989
4. Dan Johnson	34	1984	9. Bruce Hardy	30	1979
Doug Moreau	34	1967	10. Joe Rose	29	1983

His three TD receptions in 1989 matched his rookie year total . . . Caught at least one pass in 15 of his 16 games in 1989 (and in 30 of his 32 career contests), and had two or more receptions in eight of those contests . . . Since Edmunds entered the league in 1988, his total of 957 yards in receptions over the last two years ranks sixth among NFL tight ends (and third in the AFC) during that span:

NFL TIGHT END RECEPTION YARDAGE, LAST TWO YEARS (1988-89)

PLAYER	YARDS	PLAYER	YARDS
1. Keith Jackson, Phil.	1,517	6. FERRELL EDMUNDS, MIA.	957
2. Rodney Holman, Cin.	1,263	7. Mark Bavaro, Gia.	950
3. Steve Jordan, Minn.	1,262	8. Ron Hall, T.B.	886
4. Pete Holohan, Rams	1,150	9. Robert Awalt, Pho.	814
5. Mickey Shuler, Jets	1,127	10. Jay Novacek, Pho.	794

Edmunds started 1989 strongly, catching 13 passes for 175 yards (an average of 13.5 yards per catch) and two touchdowns in his first three games . . . Matched his single game career high of five receptions twice, vs. Buffalo on September 10th, and vs. the New York Jets on Sept. 24th . . . In that Jets game, his five receptions were for 60 yards and two touchdowns . . . His 60 yards in receptions was his 1989 single game high and his third best single game career total, while his two touchdown catches was his single game career best . . . His second TD reception in that game was a 19-yard TD pass from Jim Jensen on an option play . . . His other touchdown reception of the season came on Dec. 24th vs. Kansas City . . . Nov. 12th at Jets was forced from game permanently due to an elbow injury . . . On Oct. 29th at Buffalo had one catch for 30 yards, his longest reception of the season . . . On Sept. 14th at New England had three catches for 57 yards (19.0 yards per catch) . . .

PRO BOWL: Was named to the Pro Bowl as the backup tight end for the AFC team, one of three Dolphins (along with John Offerdahl and Reggie Roby) to make the Pro Bowl squad . . . It was his first Pro Bowl selection . . . Of the 98 Dolphins selected to the Pro Bowl since the merger of the two leagues in 1970, Edmunds is the first Dolphin tight end ever named to the team . . . Caught a five-yard touchdown pass from Dave Krieg, becoming the first Dolphin to score a touchdown in the Pro Bowl since Paul Warfield caught a 32-yard TD pass from Bob Griese in 1975 Pro Bowl.

1988 - Had an outstanding rookie season with the Dolphins . . . Caught 33 passes for 575 yards (an average of 17.4 yards per catch) and three touchdowns . . . Finished fifth on the Dolphins in receptions and fourth in yardage, while his average yards per catch was second on the team among receivers with ten or more receptions, behind Fred Banks' 18.7 yards per catch average . . . Finished the season strongly, making 11 receptions for 271 yards and one touchdown in his last four games . . . Caught at least one pass in 15 of his 16 games, being shut out only in his debut in the season opener on September 4th at Chicago . . . Started at tight end in 14 of 16 games . . . After coming off the bench his first two games, Edmunds made his first NFL start on September 18th vs. Green Bay in place of Bruce Hardy (who tore ligaments in his ankle the previous week in Buffalo) and remained as the starter at tight end the rest of the season . . .

ROOKIE AND TE RECORDS: Edmunds' 33 receptions set a club record for most receptions by a rookie tight end (the previous record was 13 catches by Joe Rose in 1980) while his 575 yards was only two yards shy of Larry Seiple's team record for most receiving yards (577) in a season by a Dolphin tight end, set in 1969 . . . In addition, Edmunds' 575 yards was the third-highest single season total by any rookie in team history, surpassed only by Nat Moore's 605 yards in 1974 and Jack Clancy's club record of 868 yards in 1967 . . . Edmunds also tied a then-Dolphin record for most receiving touchdowns by a rookie with three, which had been set previously by Jack Harper in 1967 and Jimmy Cefalo in 1978 (that record was broken in 1989 when Andre Brown caught five TD passes as a rookie) . . .

RECORD SETTING PERFORMANCE VS. JETS: On November 27, 1988 vs. the Jets in New York, in the third quarter Edmunds broke an 80-yard touchdown pass from Dan Marino, the longest scoring play in Miami's history involving a tight end . . . It was the Dolphins' longest pass completion of 1988 and was tied for the fourth longest pass completion in Dolphin history . . . It also was the longest pass play in the NFL involving a tight end since September 16, 1984 when M.L. Harris of Cincinnati caught an 80-yarder from Ken Anderson, also at the Jets . . . Edmunds' 117 yards receiving against the Jets in that game (on two receptions) set a new single game

Dolphin record for a tight end (breaking Larry Seiple's record of 106 yards set on November 16, 1969 at Buffalo) and also was the third-highest single game receiving total by any rookie in Miami's history, behind the 121 yards by Mel Baker (December 15, 1974 vs. New England) and 126 yards by Jack Clancy (December 3, 1967 at Houston) . . . It remains his only career game of 100 or more yards receiving . . .

GAME HIGHLIGHTS: Had a personal best of five catches (for 98 yards) on December 4th vs. Indianapolis . . . Made his first NFL catch on September 11th at Buffalo . . . Had four catches for 34 yards and one touchdown in his first NFL start, on Sept. 18th vs. Green Bay . . . Also had 80-yard touchdown reception at the Jets on November 27th and a TD catch on November 6th at New England . . . Made an initial impression in preseason game vs. Washington on August 13th, taking a short pass over the middle from Ron Jaworski in the second quarter and outrunning Redskins defenders for a 71-yard scoring play . . . His one rushing attempt of the year came on October 16th vs. San Diego when he lost four yards on his only carry . . . Third-round draft choice (73rd overall) of Miami in 1988.

COLLEGE: Four-year starter at Maryland (1984-87) . . . Rated as one of nation's top tight ends coming out of college . . . First-team All-Atlantic Coast Conference pick in 1987 by AP and ACC Sportswriters Association . . . Also was third-team All-America selection of AP as senior . . . Played in East-West Shrine Game and Senior Bowl . . . Finished career second on Maryland's all-time receiving chart with 101 catches and third on school's all-time receiving yards list with 1,641 . . . Played in '84 Sun Bowl and '85 Cherry Bowl . . . Averaged 17.2 yards per catch in '87 . . . Made career-high 35 catches for 603 yards and two TDs as senior . . . Accounted for 97 yards on four receptions versus North Carolina, setting record with longest non-scoring pass and run play in school history as he grabbed a 10-yard pass and ran 63 yards for 73-yard play . . . Honorable mention on All-America squad of UPI in '86 . . . Ranked second on team in receptions with 28 for 490 yards and three scores . . . Caught six passes for 100 yards versus Penn State . . . Finished third on team in receptions with 21 and was honorable mention All-America pick during sophomore year of 1985 . . . Took over starting job in fourth game of '84 . . . Caught three passes as Terps made greatest comeback in college football history, rallying from 31-0 deficit to defeat Miami (Fla.) 42-40 . . . Honorable mention All-America selection of Football News . . . Caught at least one pass in last nine games of freshman year, including three in Sun Bowl against Tennessee . . . Majored in general studies.

PERSONAL: Single, resides in Danville, Va. . . Was fourth tight end taken in 1988 draft . . . Aspires to play like former TE Kellen Winslow of San Diego . . . Has six sisters and two brothers . . . Enjoys music and fishing in spare time . . . Has been active with March of Dimes . . . Enjoys listening to Run DMC and L.L. Cool J . . . Lists favorite movie as "Trading Places," favorite TV show as "The Cosby Show" and favorite book as "The New Deal" . . . Attended George Washington High School in Danville, Va., lettering in football, basketball, track and baseball . . . Named all-state as a receiver his senior year . . . Full name is Ferrell Edmunds, Jr., born April 16, 1965, in South Boston, Va.

NFL STATISTICS							
YEAR	TEAM	G-S	NO.	YDS.	AVG.	LG	TD
1988	Miami	16-14	33	575	17.4	80t	3
1989	Miami	16-16	32	382	11.9	30	3
2-YEAR TOTALS		32-30	65	957	14.7	80t	6

ADDITIONAL STATS

Rushing: 1 for -4 yards in 1988
Kickoff Returns: 1 for 20 yards in 1988
Special Teams Tackles: 4 in 1988, 2 in 1989 for total of 6
Miscellaneous Tackles: 2 in 1988, 2 in 1989 for total of 4

SINGLE-GAME HIGHS

Most Receptions: 5 vs. Indianapolis, 12/4/88
5 vs. Buffalo, 9/10/89
5 vs. N.Y. Jets, 9/24/89
4, two times

Most Receiving Yards: 117 at N.Y. Jets, 11/27/88
98 vs. Indianapolis, 12/4/88
60 vs. N.Y. Jets, 9/24/89

Most TD Receptions: 2 vs. N.Y. Jets, 9/24/89

Longest Receptions: 80t at N.Y. Jets, 11/27/88
37 at N.Y. Jets, 11/27/88
34 vs. Minnesota, 10/2/88

RECEIVING BREAKDOWN

	1989						CAREER					
	GM	NO	YDS	AVG	LG	TD	GM	NO	YDS	AVG	LG	TD
Buf.	2	6	88	14.2	30	0	4	9	130	14.1	30	0
Ind/Bal	2	3	23	7.7	10	0	4	9	123	13.7	28	0
Mia.	-	-	-	-	-	-	-	-	-	-	-	-
New E.	2	4	70	17.5	28	0	4	7	140	20.0	32	1
NY Jets	2	5	60	12.0	19	2	4	8	190	23.8	80	3
AFC East	8	18	241	13.2	30	2	16	33	583	17.6	80	4
Cin.	1	1	22	22.0	22	0	1	1	22	22.0	22	0
Cle.	1	1	15	15.0	15	0	2	3	47	15.7	28	0
Hou.	1	1	2	2.0	2	0	1	1	2	2.0	2	0
Pitt.	1	2	20	10.0	17	0	2	4	44	11.0	22	0
AFC Cent.	4	5	59	11.8	22	0	6	9	115	12.8	28	0
Den.	-	-	-	-	-	-	-	-	-	-	-	-
K.C.	2	4	52	13.0	25	1	2	4	52	13.0	25	1
LA Raid.	-	-	-	-	-	-	1	1	4	4.0	4	0
San D.	-	-	-	-	-	-	1	2	36	18.0	25	0
Sea.	-	-	-	-	-	-	-	-	-	-	-	-
AFC West	2	4	52	13.0	25	1	4	7	92	13.1	25	1
AFC Total	14	27	352	12.9	30	3	26	49	790	16.1	80	5
Dal.	1	3	17	5.7	11	0	1	3	17	5.7	11	0
NY Gia.	-	-	-	-	-	-	-	-	-	-	-	-
Phil.	-	-	-	-	-	-	-	-	-	-	-	-
Pho/St.L.	-	-	-	-	-	-	-	-	-	-	-	-
Wash.	-	-	-	-	-	-	-	-	-	-	-	-
NFC East	1	3	17	5.7	11	0	1	3	17	5.7	11	0
Chi.	-	-	-	-	-	-	1	0	0	0.0	0	0
Det.	-	-	-	-	-	-	-	-	-	-	-	-
Green B.	1	2	13	6.5	9	0	2	6	47	7.8	17	1
Minn.	-	-	-	-	-	-	1	3	50	16.7	34	0
Tampa B.	-	-	-	-	-	-	1	4	53	13.3	33	0
NFC Cent.	1	2	13	6.5	9	0	5	13	150	11.5	34	1
Atl.	-	-	-	-	-	-	-	-	-	-	-	-
LA Rams	-	-	-	-	-	-	-	-	-	-	-	-
New O.	-	-	-	-	-	-	-	-	-	-	-	-
San Fran.	-	-	-	-	-	-	-	-	-	-	-	-
NFC West	2	5	30	6.0	11	0	6	16	167	10.4	34	1
Sept.	3	13	175	13.5	28	2	7	19	221	11.6	28	3
Oct.	5	6	82	13.7	30	0	10	17	238	14.0	34	0
Nov.	4	7	50	7.1	17	0	8	14	269	19.2	80	2
Dec.	4	6	75	12.5	25	1	7	15	229	15.3	28	1
Games 1-8	8	19	257	13.5	30	2	16	32	406	12.7	34	3
Games 9-16	8	13	125	9.6	25	1	16	33	551	16.7	80	3
Home	8	21	219	10.4	20	3	16	41	532	13.0	34	4
Road	8	11	163	14.8	30	0	16	24	425	17.7	80	2
Wins	8	14	150	10.7	28	0	14	30	359	12.0	34	1
Losses	8	18	232	12.9	30	3	18	35	598	17.1	80	5
Ties	-	-	-	-	-	-	-	-	-	-	-	-
Grass	8	21	219	10.4	20	3	-	-	-	-	-	-
Turf	8	11	163	14.8	30	0	-	-	-	-	-	-
1st Down	16	18	168	9.3	28	1	-	-	-	-	-	-
2nd Down	16	14	214	15.3	30	2	-	-	-	-	-	-
3rd Down	16	0	0	0.0	0	0	-	-	-	-	-	-
4th Down	16	0	0	0.0	0	0	-	-	-	-	-	-
1st Half	16	18	244	13.6	28	3	-	-	-	-	-	-
2nd Half	16	14	138	9.9	30	0	-	-	-	-	-	-
Overtime	1	0	0	0.0	0	0	-	-	-	-	-	-

DONNIE ELDER



5-9 178
Cornerback
Born: 12/13/63
College: Memphis State '85
Acquired: PB (T.B.), 1990
NFL: Fifth Season
Dolphins: First Season

#47

PRO: Cornerback acquired from unprotected list of Tampa Bay on March 30, 1990 . . . Has excellent special teams ability . . . Played in all 16 games for Buccaneers in 1989 . . . Finished season with 29 tackles (26 solo) and one interception . . . Added four passes defended and 23 special teams tackles . . . Also returned 40 kickoffs for 685 yards (17.1 avg.) . . . Recorded four tackles vs. Chicago (10/17) and vs. Green Bay (12/3) . . . Had season-high five tackles and an interception at Detroit (12/17) . . . Saw action in all 16 games for Bucs in 1988 . . . Recorded 26 tackles, three interceptions and a forced fumble . . . Led NFC in kickoff returns (seventh in NFL) with 22.7 average . . . Named as second alternate to Pro Bowl as kick returner . . . Finished season with team high 21 special teams tackles . . . Saw considerable action in nickel and dime situations . . . Spent '87 season on injured reserve with Detroit before being waived on 11/17/87 . . . Originally signed with Lions on Dec. 3, 1986, after being waived by Pittsburgh . . . Saw action in 12 games in '86 (nine with Steelers and three with Lions) . . . Saw action mainly on special teams . . . Returned 21 kicks for 425 yards (20.2 avg.) with Pittsburgh . . . Played in 10 games as rookie with N.Y. Jets and recorded 20 tackles . . . Placed on injured reserve with hip injury (11/16) . . . Third-round draft choice (67th overall) of N.Y. Jets in 1985.

COLLEGE: Four-year letterman at Memphis State . . . Anchored Tiger defense which limited opposition to less than 100 yards passing per game . . . Led team with three interceptions as senior . . . Recorded three interceptions in contest against Tulane as junior . . . Lettered in track as sprinter and hurdler . . . Majored in personnel management.

PERSONAL: Married to Allison (4/86), couple resides in Tampa Bay with daughter, Amor (8/10/89) . . . All-state prep performer at Brainerd High School in Chattanooga, Tenn . . . Active in community affairs in Tampa Bay area . . . Drove delivery truck for Blue Cross during college days to deliver food for needy during Christmas and Thanksgiving . . . Has studied karate to improve football reaction and hand quickness . . . Collects oldies records . . . Plans to finish degree work at Univ. of South Florida during offseason . . . Lists favorite movie as "Die Hard," favorite television show as "Married with Children" and favorite recording artist as Kenny G . . . Full name is Donald Eugene Elder, born Dec. 13, 1963, in Chattanooga, Tenn.

NFL STATISTICS

YEAR	TEAM	G-S	TACK.	ASST.	TOTAL	FUM. REC.	INT.	YDS.	LG
1985	N.Y. Jets	10-0	15	5	20	0	0	0	0
1986	Pittsburgh	9-0	13	1	14	1	0	0	0
	Detroit	3-0	3	1	4	0	0	0	0
1987	Detroit	INJURED RESERVE							
1988	Tampa Bay	16-0	25	1	26	1	3	9	6
1989	Tampa Bay	16-0	26	3	29	0	1	0	0
4-YEAR TOTALS		54-0	67	26	93	2	4	9	6

ADDITIONAL STATS

Kickoff Returns: 3 for 42 yards, 14.0 avg., long 25 in 1985; 21 for 425 yards, 20.2 avg., long 36 in 1986; 34 for 772 yards, 22.7 avg., long 51 in 1988; 40 for 685 yards, 17.1 avg., long 30 in 1989 for total of 98 for 1,924 yards, 19.6 avg., long 51.

Punt Returns: 1 for 0 yards in 1988

Special Teams Tackles: 7 in 1985, 21 in 1987, 23 in 1989 for total of 51

Passes Defensed: 2 in 1985, 3 in 1986, 6 in 1988, 4 in 1989 for total of 15

Forced Fumbles: 1 in 1988

ROY FOSTER



6-4 284 #61
Guard
Born: 5/24/60
College: USC '82
Acquired: D1, 1982
NFL: Ninth Season
Dolphins: Ninth Season

PRO: Strong and durable, has been Miami's starting left guard in 91 of last 92 regular-season games (not counting three replacement games of '87) ... Started all 16 games in '89 ... Miami has led the NFL in fewest sacks allowed each of his eight seasons he has been with the Dolphins (1982-89, an NFL record) ... Started all 19 games of Miami's NFL-record sackless string ... Started 15 games in '88 ... Missed game against Green Bay (9/18) due to a sprained ankle ... It marked the first time in his career that he has missed a game ... Started all 12 non-strike games in '87 ... Named honorable mention All-NFL by Associated Press in '87 ... Named to Pro Bowl in both '85 and '86 ... Was Pro Bowl alternate in '84 ... Named honorable mention All-NFL by AP and first-team All-AFC by UPI in 1986 ... Replaced Miami legend Bob Kuechenberg ... UPI first-team All-AFC selection in '85 ... Mixture of speed and strength has been responsible for emergence as solid offensive lineman ... Amazingly, is first alumnus of USC to ever play for Dolphins ... After shuttling between tackle and guard positions, remained at guard beginning in '83 ... Played in all 16 games that season on special teams, on the line and occasionally at tight end in short-yardage situations ... Made first professional start for injured Eric Laakso (9/19/83) against Raiders in Los Angeles Coliseum, site of college home games ... Saw action in 13 regular-season and post-season matches in '82, mostly on special teams ... First-round draft choice (24th overall) of Miami in 1982.

COLLEGE: Was three-year starter at guard for USC ... As a senior, earned All-America accolades from UPI, Football Writers, Football Coaches Association and The Sporting News ... Finalist for Outland Trophy, played in Hula Bowl and Olympia Gold Bowl ... Blocked for pair of Heisman Trophy winners in Charles White and Marcus Allen during Trojan career ... Originally recruited to USC as a fullback, then shifted to offensive line ... Majored in public administration.

PERSONAL: Married, he and wife Karen (10/20/85) reside in Davie, Fla., with son Roy, Jr. (6/22/86) and daughter Jennifer Ashley (12/29/88) ... Worked with "Say No to Drugs" program last three years ... Also has given numerous talks to school-children on the dangers of drug usage ... Hobbies include playing cards, traveling and listening to music ... Enjoys listening to Whispers ... Likes to watch all soaps on TV ... Is big fan of comedy films ... Attended Shawnee Mission (Kan.) West High School for two years after moving from Los Angeles, lettering in football and track ... Full name is Roy Allen Foster, born May 24, 1960, in Los Angeles.

NFL STATISTICS

GAMES/STARTS: 1982: 9/0 (P-4/0), 1983: 16/1 (P-1/0), 1984: 16/16 (P-3/3), 1985: 16/16 (P-2/2), 1986: 16/16, 1987: 12/12, 1988: 15/15, 1989: 16/16
8-YEAR TOTALS: 116/92 (P-10/5)

ADDITIONAL STATS

Fumbles Recovered: 1 in 1984, 2 in 1986, 1 in 1987 for total of 4
Special Teams Tackles: 1 in 1983

HARRY GALBREATH



6-1 275 #62
Guard
Born: 1/1/65
College: Tennessee '88
Acquired: D8a, 1988
NFL: Third Season
Dolphins: Third Season

PRO: Guard continues to improve as starter ... Started 14 games for Miami in 1989 at right guard ... Missed games at Dallas (11/19) and vs. Pittsburgh (11/26) due to ankle sprain ... Miami did not allow a sack in his first 19 career starts (last 12 games of 1988 and first seven in '89) at right guard ... Streak began with his initial start at right guard on 10/2/88 vs. Minnesota ... Miami has allowed only nine sacks in his 27 career starts ... Integral part of offensive line that allowed NFL-low 10 sacks in '89 ... Enjoyed sensational rookie season for Miami ... Saw action in all 16 games (with 13 starts) in '88 ... Started last 12 games of season at right guard, and one previous game at left guard ... Played primarily at guard position, but also can be used at center ... Dolphin quarterbacks were sacked only once in his 13 starts ... The lone sack came in his first start ... Miami did not allow a sack in his 12 starts at right guard ... Made first NFL appearance in season opener at Chicago (9/4) ... Saw relief action in first two games of '88 season ... Made first NFL start against Green Bay (9/18) at LG in place of injured Roy Foster ... Returned to bench for next contest at Indianapolis as Miami allowed season-high four sacks ... Replaced injured starter Tom Toth in starting line-up following week against Minnesota (10/2) ... Eighth-round draft choice (212th overall) of Miami in 1988.

COLLEGE: Three-year starter and four-year letterman for Tennessee at left guard (1984-87) ... Redshirted in 1983 ... Two-time All-Southeastern Conference selection (first team in '87, second team in '86) ... 1987 All-America pick (first team by Sporting News, second team by UPI, Football News and NEA) ... Played in every UT game during his four years ... Was main reason Vols' running game averaged 221.0 yards per game in '87 ... Considered by SEC coaches as one of finest offensive linemen ever produced by conference ... Called "the best run-blocker" he had ever coached by Vols coach Johnny Majors ... Also extremely adept at protecting the passer and helped limit opposition to only 10 QB sacks ... Was UT's most powerful athlete with bench press of 420 pounds and squat of 615 pounds ... Led fierce blocking effort by offensive line as UT gained 474 yards in total offense in '88 Peach Bowl win over Indiana ... Was second-team All-SEC pick and honorable mention AP All-America choice in 1986 ... Football News named him to second-team of its All-America squad ... Became starter in '85, taking over top spot after fine spring performance ... Held All-American Jerome Brown to five

tackles in Tennessee's 35-7 romp over Miami (Fla.) in '86 Sugar Bowl ... Played in every game in '84, mostly as backup ... Majored in human services.

PERSONAL: Single, resides in Clarksville, Tenn. ... Subject of poster, "Movin' the Markers," produced by sports information office at Tennessee in 1987 to promote him for post-season honors ... Enjoys watching television in spare time ... Lists favorite TV show as "The Cosby Show," favorite movie as "The Color Purple" and favorite book as "Flowers in the Attic" ... Has spent free time working at camp for handicapped kids ... Avid wrestler ... Attended Clarksville (Tenn.) High School, lettering in football ... Was first-team all-state pick by AP as offensive tackle his senior season ... Named all-district and all-midstate as junior ... Full name is Harry Curtis Galbreath, born Jan. 1, 1965, in Clarksville, Tenn.

NFL STATISTICS

GAMES/STARTS: 1988: 16/13, 1989: 14/14 **2-YEAR TOTALS:** 30/27

ADDITIONAL STATS

Miscellaneous Tackles: 2 in 1988.

KERRY GLENN



5-9 178
Cornerback #35
Born: 1/3/62
College: Minnesota '85
Acquired: PB (NYJ), 1990
NFL: Fourth Season
Dolphins: First Season

PRO: Cornerback acquired by Miami off unprotected list of N.Y. Jets on March 30, 1990 ... Returned to Jets after being waived by Cleveland in '89 preseason ... Had joined Browns via Plan B free agency from Jets in '89 offseason ... Played in 14 games with no starts for Jets in '89 ... Recorded 25 tackles and an interception ... Finished tied for team lead with two forced fumbles ... Missed entire '88 season on physically unable to perform list after suffering severe knee injury in 1987 ... Played in eight games with two starts at RCB in 1987 ... Finished '87 season with 21 tackles (17 solo), two passes defended and added half a sack ... Suffered knee injury vs. Cincinnati (11/29) ... Missed remainder of season on IR ... Underwent arthroscopic knee surgery on 12/3/87 ... Played in one game in 1986 ... Earned starting LCB spot in training camp ... Suffered severe foot sprain in opener at Chicago (9/7) ... Recorded three tackles in contest ... Placed on injured reserve on Sept. 10 ... Missed remainder of season on IR ... Played in 16 games with six starts at RCB as rookie in '85 ... Tied for club lead with four INTs, including a 15-yard TD vs. Buffalo (9/15) ... Led club with 13 passes defended ... Finished eighth on Jets' with 51 tackles ... Added nine special teams tackles and five kickoff returns for 71 yards ... Earned game ball at Indianapolis (11/3) with an INT, two fumble recoveries, two passes defended and seven tackles ... Tenth-round draft choice (262nd overall) of N.Y. Jets in 1985.

COLLEGE: Three-year starter at Minnesota ... Recorded 70 tackles, four passes defended and a fumble recovery as senior ... Finished second on team as junior with 67 tackles and four fumble recoveries

90

... Registered 43 tackles and an interception as sophomore ... Saw limited work as a freshman ... Holds B.S. in law enforcement.

PERSONAL: Married to Michele (9/5/87), couple resides in Plymouth, Minn., with son Kerry, Jr. (8/11/88) ... Earned All-State honors in football at East St. Louis (Ill.) High School ... Also lettered in track and basketball ... Active in Special Olympics ... Worked as sales representative for office machine store during offseason ... Enjoys playing chess ... Lists favorite recording artists as N.W.A. and M.C. Hammer ... Full name is Kerry Raymond Glenn, born on Jan. 3, 1962, in East St. Louis, Ill.

NFL STATISTICS

YEAR	TEAM	G-S	TACK.	ASST.	TOTAL	FUM. REC.	INT.	YDS.	LG	TD
1985	N.Y. Jets	16-6	44	13	57	2	4	15	15t	1
1986	N.Y. Jets	1-0	2	1	3	0	0	0	0	0
1987	N.Y. Jets	8-2	17	4	21	0	0	0	0	0
1988	N.Y. Jets	PHYSICALLY UNABLE TO PERFORM								
1989	N.Y. Jets	14-0	20	5	25	0	1	0	0	0
3-YEAR TOTALS		39-8	83	23	106	2	5	15	15t	1

ADDITIONAL STATS

Kickoff Returns: 5 for 71 yards, 14.2 avg., long 20 in 1985
Sacks: ½ in 1987, ½ in 1989 for total of 1
Passes Defensed: 8 in 1985, 2 in 1987, 8 in 1989 for total of 18
Forced Fumbles: 1 in 1985, 2 in 1989 for total of 3
Special Teams Tackles: 9 in 1985, 2 in 1987, 10 in 1989 for total of 21

RICK GRAF



6-5 245
Linebacker #99
Born: 8/29/63
College: Wisconsin '87
Acquired: D2a, 1987
NFL: Fourth Season
Dolphins: Fourth Season

PRO: 1989 - Linebacker spent most of '89 season on injured reserve ... Started first four games at LOLB before missing remainder of season due to injury ... Placed on IR on Oct. 4 with fractured and dislocated left thumb ... Suffered injury at Houston (10/1) ... Remained on IR until the conclusion of season ... Registered 17 tackles, a sack and a forced fumble in shortened season ... Opened season vs. Buffalo (9/10) with five tackles, a forced fumble and a sack of Bills QB Jim Kelly ... Recorded seven tackles vs. Jets (9/24).

1988 - Started all 16 games at LOLB for Miami in '88 ... Finished fourth among linebackers in tackles with 53 (39 solo), also added three fumble recoveries, a sack, an interception and a blocked field goal ... Registered three or more tackles in 10 of 16 games ... Scored two solo tackles and blocked a Chuck Nelson field goal attempt as Miami defense shut out high scoring Minnesota offense 24-7 (only Viking touchdown was scored on an interception return) on Oct. 2 ... Recovered fumble on Lionel James punt return at the Chargers 14-yard line to set up Miami touchdown against San Diego on Oct. 16 ... Had exceptional game at Tampa Bay on Oct. 30 as he picked off first career interception and also recovered a fumble ... Interception came at Miami's 21 yard line to halt drive, while fumble recovery set up Miami's game-winning field goal in 17-14 victory ... Had season high eight tackles at New England (11/6) ... Collected

91

five tackles and recovered fumble in Jets territory to set up TD scoring drive at New York on Nov. 27 . . . Had five tackles and a sack against Indianapolis (12/4)

1987 — Played in all 12 non-strike games with five starts as rookie in 1987 . . . Took starting job at LOLB from veteran Bob Brudzinski with four games remaining in '87 . . . Had gotten spot start (his first in NFL) in week 2 at Indianapolis as Brudzinski moved to right side to fill in for injured Hugh Green . . . Dolphins finished '87 season with 4-1 record with him as starter (weeks 2, 12-15) . . . Was one of four rookie starters for Miami at end of '87 (John Bosa, Troy Stradford, Mark Dennis were others) . . . Also, was one of five starters on defense at season's end that was either a rookie or second-year player (Bosa, John Offerdahl, T.J. Turner, Liffort Hobbey were others) . . . Finished initial season 14th on team in tackles with 29 (25 solo) . . . Had six stops in win over eventual World Champion Redskins (12/20) . . . Also recovered fumble to halt Washington's first serious drive of game . . . Ended year strong with total of 16 tackles in final three contests . . . Made five stops each at Philadelphia and versus New England (2) . . . Picked up first career QB sack, plus four tackles, against Buffalo (10/25) . . . Recorded two tackles and pass defended in first career start, at Colts (9/20) . . . Prominent member of Dolphins' kick coverage units throughout rookie season . . . Was sixth in special teams tackles with five . . . Miami's first pick in the second round (43rd overall) in 1987.

COLLEGE: Four-year starter at University of Wisconsin (1983-86) . . . Picked up nickname of "Thunder" for jarring hits . . . Finished career with 228 tackles, 20 sacks, seven fumble recoveries, two interceptions and eight passes defended . . . Started all 12 games in 1986 as he came back from knee injury which cut '85 season short . . . Played without a brace or tape on knee . . . Earned AP and UP second-team All-Big Ten honors following senior season . . . Recorded 72 tackles, seven sacks, three fumbles recovered, one forced fumble, two interceptions and two passes defended . . . Also blocked a field goal attempt . . . Re-injured knee early in season opener with Hawa but returned in third quarter . . . Started first six games of 1985 before tearing ligament in knee against Northwestern . . . Finished '85 with 27 tackles . . . Started all 12 games in 1984, earning All-Big Ten honors from AP and UPI . . . Winner of team's Victors Club Award as top defensive player . . . Third on team in tackles with 71 . . . Also had 11 sacks (tied for team lead) . . . Earned team's "Badger Blaster Award" following '84 spring drills . . . Recorded 58 tackles in 1983 . . . Was only freshman to start on defense . . . Given team's "Inspiration Award" after 1983 spring practice . . . Redshirted in 1982 after suffering ankle injury . . . Holds B.A. in communication arts.


PERSONAL: Single, resides in North Miami Beach . . . Favorite pro team growing up was Green Bay Packers . . . Enjoys playing golf and the outdoors . . . Lists favorite movie as "Pretty Woman," favorite TV show as "The Simpsons" and favorite recording artists as Bruce Springsteen and Alabama . . . Enjoys reading, his favorite book is "Hawaii" by James Michener . . . Attended Memorial High School in Madison, Wis., lettering in football, hockey and track . . . All-state all-city and all-conference at linebacker his senior season . . . Also earned post-season honors as left wing on hockey team . . . Almost elected to concentrate on hockey in college . . . Full name is Richard Glenn Graf, born Aug. 29, 1963, in Iowa City, Iowa.

NFL STATISTICS									
YEAR	TEAM	G-S	TACK.	ASST.	TOTAL	FUM. REC.	QB SACK	INT.	YDS.
1987	Miami	12-5	25	4	29	1	1	0	0
1988	Miami	16-16	39	14	53	3	1	1	12
1989	Miami	4-4	12	5	17	0	1	0	0
3-YEAR TOTALS		32-25	76	23	99	4	3	1	14

ADDITIONAL STATS

Passes Defensed: 2 in 1987, 1 in 1988 for total of 3
 Blocked Field Goals: 1 vs. Minnesota, 10/2/88
 Special Teams Tackles: 5 in 1987, 1 in 1988 for a total of 6
 Forced Fumbles: 1 in 1989

AFRICAN GRANT



6-0 200 #41
Safety
Born: 8/2/65
College: Illinois '88
Acquired: FA, 1989
NFL: First Season
Dolphins: First Season

PRO: Young player can line-up at safety or cornerback . . . Spent entire '89 season on injured reserve with Miami . . . Suffered broken thumb in preseason contest with Chicago (8/14) . . . Registered Miami's only interception of preseason against Brent Snyder of Chicago . . . Spent time on Washington's preseason camp in 1988 . . . Originally signed as free agent by Washington prior to '88 season.

COLLEGE: Four-year letterman and one-year starter at Illinois (1984-87) . . . Redshirted his freshman season . . . Registered career totals of 100 tackles and five interceptions . . . Started at cornerback for Illini as junior . . . Recorded two interceptions and 52 tackles during junior campaign . . . Registered 18 tackles in shortened senior season . . . Holds B.A. in speech communications.


PERSONAL: Single, splits residence between Englewood, N.J. and Miami . . . Attended Dwight Morrow High School in Englewood, N.J. . . . Lettered in track and football in high school . . . Unusual name comes from father, Emery Calvin Grant, who wanted son to have name significant to the Muslim movement . . . Lists favorite movie as "The Color Purple," favorite television show as "The Cosby Show" and favorite book as "The Autobiography of Malcolm X" . . . Full name is African Nigeria Grant, born Aug. 2, 1965, in New York, N.Y.

NFL STATISTICS

YEAR	TEAM	G-S	TACK.	ASST.	TOTAL	FUM. REC.	INT.	YDS.	LG
1989	Miami								

INJURED RESERVE

HUGH GREEN



6-2 230 #55
Linebacker
Born: 7/27/59
College: Pittsburgh '81
Acquired: T (T.B.), 1985
NFL: 10th Season
Dolphins: Sixth Season

PRO: 1989 — Veteran provided pass rush from linebacker position . . . Started all 16 games at right outside linebacker for Miami . . . Finished with 48 tackles (36 solo), 7.5 sacks, two fumble recoveries

and one pass defended ... Sack total matched his single season career best (he also had 7.5 sacks in 1985) ... Sacks were second highest total on Dolphins in '89, surpassed only by DE Jeff Cross' ten sacks ... Recorded three tackles and first sack of season vs. New York Jets (9/24) ... Registered season-high seven tackles and two sacks at Houston on Oct. 1 ... Sacked Bengals QB Boomer Esiason and added five tackles at Cincinnati (10/15) ... Had four-yard sack of Packers QB Don Majkowski vs. Green Bay (10/22) ... Recovered a fumble and added five tackles at Buffalo (10/29) ... Had five tackles and a sack of Jets QB Ken O'Brien for a loss of six yards at New York (11/12) ... Shared sack with Jeff Cross vs. New England on Dec. 10 ... Closed season with four tackles and a sack vs. Kansas City (12/24).

1988 - Started all 16 games in 1988 at ROLB ... Finished season with 58 tackles (50 solo), 2.5 sacks, two forced fumbles and a fumble recovery ... Registered four or more tackles in 11 of 16 games ... Shared a sack and recovered a fumble to set up a field goal as Miami held Buffalo to only three field goals (9/11) ... Recorded a sack and four solo tackles as Miami registered its first win of '88 against Green Bay (9/18) ... Had exceptional game at Raiders (10/9) as Green registered five tackles, a sack and a forced fumble ... Fumble was recovered by teammate Liffort Hobley and returned 19 yards for a touchdown ... Had season high six tackles in each of the Jets contests ... Former Buccaneer returned to Tampa Bay to face ex-teammates on Oct. 30 and forced a fumble to set up touchdown in Miami's 17-14 win ... Recorded four solo tackles and knocked down two passes as Miami held New England offense to only two field goals (11/20).

1987 - Played in nine games in '87 and dressed for another ... Only start came at home versus Buffalo (1) at right outside LB ... Had 14 tackles (11 solo) in limited role in '87 ... Recorded season-high five tackles at Buffalo (11/29) ... Registered three tackles each against Bills (1) and Colts (1) ... Suffered sprained medial collateral ligaments in right knee against Buffalo in '87 preseason contest.

1986 - Suffered ruptured patellar ligament and hairline fracture of right kneecap against the Jets (9/21/86) ... Had five tackles and a sack in contest at time of his injury ... Injury forced him to miss rest of season ... Underwent surgery and was placed on IR on 9/23/86 ... Dr. Peter Indelicato, a University of Florida team physician, performed the surgery in Gainesville, Fla. ... Green, who started the first three games, ended '86 with 15 tackles, four QB sacks and forced fumble.

1985 - Acquired from Tampa Bay on 10/9/85 for first- and second-round draft picks in '86 and immediately added spark and intensity to defense ... Started 11 games ... Had only interception of 1985 against his old team (Tampa Bay) ... Named team's Outstanding Linebacker for 1985 ... Sixth on team with 58 tackles in 1985 ... Combining Tampa Bay stats, had 95 tackles, 7½ sacks, one interception, three forced fumbles and four-passes defended.

1984 - While with Tampa Bay, missed opportunity for third consecutive Pro Bowl start in '84 after sustaining multiple injuries in an October, 1984, auto accident ... Broken orbit (eye) bone, fractured wrist and punctured thigh from accident kept him from eight weeks of action, including four weeks on non-football injury list ... Accident came after he had started first four games of season ... Game versus Minnesota one week later was first game he missed entirely in both college and pros ... Returned to action at Green Bay (12/2/84) wearing specially designed "tuffak" shield under face mask to protect orbit bone ... Went on to start final three games and finished season with eight starts and 45 tackles

1983 - Earned second consecutive Pro Bowl start in 1983 with courageous campaign in face of series of injuries ... In addition to Pro Bowl honors, earned first-team All-Pro from The Sporting News, Sports Illustrated and Football Digest ... Initial 1983 injury was hamstring pull in preparation for game versus St. Louis (10/14/83) ... Did not start that week for first time in career ... Inserted himself late in game and led furious second-half rally with 33-yard interception return for TD and 1½ sacks ... Also returned INT for touchdown at Green Bay (21 yards, 10/2/83) ... 1983 season-best 13 tackles at

Minnesota (9/18) was one shy of career-best 14 initially set also at Minnesota (11/8/81) and then equaled one year later versus Chicago (1/2/83) ... Finished 1983 with 138 tackles to lead team for second straight season ... Selected All-Pro and St. Petersburg Times Buc MVP by media vote.

1982 - Became only second Buc (also Lee Roy Selmon) to earn All-Pro in 1982 ... Earned first Pro Bowl start in 1982 and was selected first-team All-NFC by UPI ... Became first non-inside linebacker to lead Bucs in tackles with 71 in 1982.

1981 - Had spectacular rookie season with 151 tackles in 1981, most ever by non-inside linebacker among Bucs ... Made every all-rookie team (UPI, PFWA and Football Digest) and was selected alternate outside linebacker to NFC Pro Bowl team ... First-round draft choice (seventh overall) of Tampa Bay in 1981.

COLLEGE: One of most decorated defensive players in history of college football ... Selected to The Sporting News all-time All-America team ... Climaxed remarkable four-year career at University of Pittsburgh by winning 1980 Lombardi Trophy, emblematic of best lineman in country, and finished as runnerup (to George Rogers) in 1980 Heisman Trophy voting, one of best finishes ever by defensive player ... During four years at Pitt, made 460 tackles, including 53 quarterback sacks and 52 other tackles for lost yardage ... Recorded 123 tackles, including 17 sacks and 11 others for losses as senior in 1980, earning UPI first-team All-America selection for third consecutive season ... Won four national Player of the Year Awards in 1980 (Maxwell Club, Walter Camp Foundation, The Sporting News and UPI) ... Primarily a defensive end in college 5-2 defense ... Made presence known immediately upon arrival at Pittsburgh with 11 tackles, including two sacks and blocked punt, in first college game in 1977 against Notre Dame ... Went on to start every possible game during his four years at Pitt (48) as Panthers went 39-8-1 and visited four bowl games ... Made 109 tackles as a sophomore in 1978, including 13 sacks and 12 other tackles for loss ... First-team All-America pick in 1978 by UPI and Walter Camp and second-team NEA All-America selection ... Only junior ever selected as finalist for Lombardi Award after 1979 season which included 135 tackles (11 sacks and 14 other tackles for loss) ... Named best defensive player in country by The New York Times as junior ... Selected to Street and Smith's All-Decade Team for 1970s after junior season ... His uniform 99 joins Tony Dorsett's (33), Dan Marino's (13) and Bill Fralic's (79) as only four numbers ever retired at Pitt ... Majored in business management.

PERSONAL: Single, splits residence between Tampa and Miami Beach, where he lives on his boat ... Enjoys boating ... Spent this past off-season working on his farm in Natchez, Miss. ... Owns an Italian restaurant, "Cafe Roma," in Tampa and seven other restaurants in Pittsburgh area ... Likes to relax and unwind in his spare time ... Orphaned at age of six, was raised by his aunt and uncle, Eltee and Lucy Berry ... Named best defensive lineman in Mississippi at North Natchez High School ... Learned self-sufficiency, including sewing and cooking ... Full name is Hugh Donell Green, born July 27, 1959, in Natchez, Miss.

NFL STATISTICS

YEAR	TEAM	G-S	TACK.	ASST.	TOTAL	FUM. REC.	QB SACK	INT.	YDS.
1981	Tampa Bay	16-16	NA	NA	151	1	3	2	56
1982	Tampa Bay	9-9	NA	NA	71	0	2½	1	31
1983	Tampa Bay	16-15	NA	NA	138	2	3½	2	54
1984	Tampa Bay	8-8	NA	NA	45	0	4	0	0
1985	Tampa Bay	5-5	37	7	44	0	2½	0	0
	Miami	11-11	46	12	58	0	5	1	28
1986	Miami	3-3	14	1	15	0	4	0	0
1987	Miami	9-1	11	3	14	0	0	0	0
1988	Miami	16-16	50	8	58	1	2½	0	0
1989	Miami	16-16	36	12	48	2	7½	0	0
9-YEAR TOTALS		109-100	NA	NA	642	6	34½	6	169
PLAYOFFS		4-4	NA	NA	36	1	1	0	0

ADDITIONAL STATS

Forced Fumbles: 5 in 1981, 3 in 1982, 4 in 1983, 3 in 1985, 1 in 1986, 2 in 1988 for total of 18
Passes Defensed: 7 in 1981, 6 in 1982, 8 in 1983, 1 in 1984, 4 in 1985, 4 in 1988, 1 in 1989 for total of 31
Touchdowns: 2 in 1983

DAVID GRIGGS



6-3 248 #92
Linebacker
Born: 2/5/67
College: Virginia '89
Acquired: FA, 1989
NFL: Second Season
Dolphins: Second Season

PRO: Young player has experience at linebacker and tight end ... Spent most of '89 season on Miami's developmental squad ... Signed by Dolphins to developmental squad on Sept. 7 ... Waived by New Orleans on Sept. 4 ... Activated from developmental squad on Nov. 25 and played in final four games of season ... Saw action mainly on special teams ... Registered two special teams tackles ... Made NFL debut vs. Pittsburgh (11/26) ... Ejected from game midway through fourth quarter for personal foul at Indianapolis (12/17) ... Seventh-round draft choice (186th overall) of New Orleans in 1989.

COLLEGE: Four-year letterman and three-year starter at Virginia (1985-88) ... Opened college career at tight end before making moves to defensive line and linebacker ... Started at inside linebacker during junior and senior seasons ... Served as tri-captain in 1988 ... Teamed with Jeff Lageman (Jets' first-round draft choice in '89) to give Virginia a formidable duo at linebacker ... Finished second on team with 73 tackles as senior ... Participated in '89 Senior Bowl ... Named as All-Atlantic Coast Conference honorable mention as junior ... Finished third on team with 73 tackles ... Started nine games during sophomore season at defensive end ... Totaled 61 tackles and three sacks ... Played both defensive end and tight end as freshman ... Caught three passes for 52 yards ... Holds B.A. in sports management.

PERSONAL: Single, splits residence between Pembroke Pines, Fla., and Pennsauken/Delair, N.J. ... Earned All-America honors as defensive end and tight end at Pennsauken (N.J.) High School ... During senior season, was named Defensive Player of the Year by Philadelphia Inquirer and Offensive Player of the Year by Camden Courier Journal ... Earned three letters in football and basketball ... Brother, Billy, plays tight end for Pittsburgh Steelers ... Enjoys fishing, rifle shooting and playing basketball ... Lists favorite movie as "Do the Right Thing," favorite television shows as "The Cosby Show" and "The Arsenio Hall Show," favorite book as the Bible and favorite recording artist as Public Enemy ... Grew up on same street as four other NFL players: TE Billy Griggs (Steelers), WR John Taylor (49ers), S Keith Taylor (Colts) and RB Todd McNair (Chiefs) ... Full name is David Wesley Griggs, born Feb. 5, 1967, in Camden, N.J.

NFL STATISTICS

YEAR	TEAM	G-S	TACK.	ASST.	TOTAL	FUM. REC.	QB SACK	INT.	YDS.
1989	Miami	4-0	0	0	0	0	0	0	0

ADDITIONAL STATS

Special Teams Tackles: 2 in 1989

96

STACY HARVEY



6-4 245 #59
Linebacker
Born: 3/8/65
College: Arizona State '88
Acquired: PB (K.C.), 1990
NFL: Second Season
Dolphins: First Season

PRO: Young, hard hitting inside linebacker ... Acquired from unprotected list of Kansas City on March 30, 1990 ... Spent '89 season with Kansas City ... Opened season on Chiefs' developmental roster ... Placed on active squad by Kansas City on Oct. 26 ... Played in nine games with Chiefs ... Saw almost all action on special teams ... Finished season with eight special teams tackles ... Spent time in New Orleans' training camp in '89 ... Waived by Saints (9/5) and signed by Kansas City ... Originally signed as free agent with L.A. Raiders in 1988.

COLLEGE: Four-year letterman at Arizona State ... Finished third on team with 80 tackles and added two tackles for loss and a fumble recovery ... Recorded 121 tackles (66 solo) as junior ... Registered season-high 14 tackles against Michigan State and Southern Methodist ... Earned conference Defensive Player of the Week honors with 12 tackles against Washington ... Made 28 tackles as a sophomore and 20 hits as a freshman ... Majored in business.

PERSONAL: Single, resides in Altadena, Calif. ... Has son Stacy II (4/29/89) ... Attended Pasadena (Calif.) High School ... Lettered in football and basketball ... Played at linebacker, quarterback, punter and tight end in high school ... Named as team's MVP during senior campaign ... Full name is Stacy LaMonte Harvey, born on March 8, 1965, in San Diego, Calif.

NFL STATISTICS

YEAR	TEAM	G-S	TACK.	ASST.	TOTAL	FUM. REC.	QB SACK	INT.	YDS.
1989	Kansas City	9-0	0	0	0	0	0	0	0

ADDITIONAL STATS

Special Teams Tackles: 8 in 1989

MARK HIGGS



5-7 195 #21
Running Back
Born: 4/11/66
College: Kentucky '88
Acquired: PB (Phil.), 1990
NFL: Third Season
Dolphins: First Season

PRO: Small, quick running back ... Acquired off unprotected list of

97

Philadelphia on March 31, 1990 ... Played in 15 games with one start for Eagles in '89 ... Finished fourth on team with 49 carries for 184 yards and added three receptions for nine yards ... Returned 16 kickoffs for 293 yards (18.3 avg.) ... Added five special teams tackles ... Led Eagles in rushing in season-opener vs. Seattle (9/10) with 13 carries for 44 yards ... Made first career start in place of injured Keith Byars at Phoenix (10/15) ... Missed contest vs. Minnesota (11/19) ... Returned to play at Dallas (11/26) and rushed three times for 18 yards ... Joined Eagles as unprotected free agent from Dallas ... Played in five games with no starts in '88 ... Did not record a carry or reception ... Returned two kickoffs for 31 yards ... Also registered one special teams tackle ... Eighth-round draft choice (205th overall) of Dallas in 1988.

COLLEGE: Four-year letterman at Kentucky ... Finished career with 532 carries for 2,892 yards and 25 TDs ... Added 58 receptions for 483 yards ... Established school record for career yards per carry (5.4 average) ... Set single-season Wildcat rushing record with 1,278 yards as senior ... Holds B.S. in industrial education.

PERSONAL: Single, resides in Lexington, Ky ... Has daughter Jeanna (9/22/83) ... Two-time high school All-America at Owensboro (Ky.) High School ... Amassed 2,858 rushing yards and 32 TDs as prep senior ... Set NFL combine record with 43-inch vertical leap ... Enjoys fishing and biking ... Lists favorite movie as "Purple Rain," favorite television show as "A Different World" and favorite recording artist as Rick James ... Full name is Mark Deyon Higgs, born on April 11, 1966, in Chicago.

NFL STATISTICS

YEAR	TEAM	G-S	RUSHING					RECEIVING			
			ATT.	YDS.	AVG	LG	TD	NO.	YDS.	LG	TD
1988	Dallas	5-0	0	0	0.0	0	0	0	0	0	0
1989	Philadelphia	15-1	49	184	3.8	13	0	3	9	8	0
2-YEAR TOTALS		20-1	49	184	3.8	13	0	3	9	8	0

ADDITIONAL STATS

Kickoff Returns: 2 for 31 yards, 15.5 avg., long 17 in 1988; 16 for 293 yards, 18.3 avg., long 30 in 1989 for total of 18 for 324 yards, 18.0 avg., long 30.
Special Teams Tackles: 1 in 1988, 5 in 1989 for total of 6

LIFFORT HOBLEY



6-0 202 #29
Safety
Born: 5/12/62
College: Louisiana State '85
Acquired: FA, 1987
NFL: Fifth Season
Dolphins: Fourth Season

PRO: 1989 - Played in all 16 games with three starts ... Finished with 55 tackles (46 solo), a sack and an interception ... Added one fumble recovery, a forced fumble and two passes defended ... Finished second on team with 16 tackles on special teams ... Opened season with team-leading four special teams tackles vs. Buffalo (9/10) ... Registered four tackles and an INT at Dallas (11/19) ... Racked-up four tackles and blocked Gary Anderson's 39-yard field goal attempt vs. Pittsburgh on Nov. 26 ... Started three of final four games of season following shoulder injury to Louis Oliver ... Made his first start of season (first since Nov. 27, 1988 at N.Y. Jets) at Kansas City (12/3)

and responded with six tackles and a pass defended ... Had exceptional game vs. New England (12/10) with four tackles, a forced fumble, fumble recovery and first career sack in contest ... Recovered fumble in fourth quarter on New England's 21-yard line to set up field goal ... Tied for team lead with a season-high seven tackles vs. Kansas City (12/24).

1988 - Played in all 16 contests with 13 starts in 1988 ... Key member of secondary which opened season by not allowing a passing touchdown in team-record 25 consecutive quarters ... Finished third among defensive backs in tackles with 71 (57 solo), and added a forced fumble and seven tackles on special teams ... Tackled Minnesota tight end Mike Mularkey on attempted reverse for six-yard loss on fourth-and-goal from Miami one-yard line to preserve Miami's defensive shutout in 24-7 victory over the Vikings ... Registered four tackles and returned fumble 19 yards for second career touchdown at Raiders (10/9) ... Only second player in team history (Bob Baumhower is other) to return two fumbles for touchdowns in a career ... Recovered fumble of teammate Scott Schwedes on punt return against New England (11/20) to keep Miami possession alive ... Forced a Lars Tate fumble against Tampa Bay (recovered by Rick Graf) to set up Miami's game-winning field goal in 17-14 victory on 10/30 ... Racked up 12 tackles at New England (11/6) and career-high 13 stops at Jets (11/27)

1987 - Finished 1987 season as a starter after making team as a free agent ... Played in 14 games with six starts, including final four contests ... Had best game of young career against Kansas City (10/11) ... Made two interceptions, four tackles, knocked down two passes and had 55-yard fumble return for a touchdown versus Chiefs as he was named AFC defensive player of the week ... His fumble return was third-longest in team history and also first defensive touchdown in Joe Robbie Stadium ... Also had first interception in JRS in same Chiefs game ... Received the WIOD/Rick Weaver Outstanding Special Teams Player award after '87 campaign for leading club with 13 tackles on specialty units ... Also led team in fumble recoveries with four ... Finished '87 with 35 tackles (28 solo), two interceptions and two passes defended ... Had seven tackles against N.Y. Jets (10/18), Washington (12/20) and New England (12/28) ... Four starts at end of season were at strong safety, while two mid-season starts were at free safety.

1985-86 - Had failed to make Dolphins as free agent in 1986 training camp attempt ... Originally drafted by Steelers in 1985, was released in the preseason ... Joined St. Louis late in '85 as a free agent ... Played in three games with Cardinals, making one tackle ... Third-round draft choice (74th overall) of Pittsburgh in 1985.

COLLEGE: Three-year starter and four-year letterman (1981, 1983-85) for LSU Tigers ... Redshirted in 1982 with separated shoulder ... Blossomed as senior in pro style defense of then-LSU head coach (and former Dolphins defensive coordinator) Bill Arnsparger ... Had 230 tackles, 11 interceptions and a fumble recovery in college career ... Called defensive signals as a junior ... Second-team All-Southeastern Conference pick in '85 ... Led team in interceptions in '85 with six ... Played in Senior Bowl ... Majored in general studies.

PERSONAL: Married to Leisha (12/15/84), couple resides in Miami, Fla., with daughter Lyrick (7/19/85) and son Liffort II (3/10/88) ... Cousin, Billy Ray Hobley, plays for Harlem Globetrotters ... After release by Dolphins in 1986, spent year working for an installation company in Baton Rouge, La., and attending LSU on a part-time basis ... Charity work includes visiting the local veterans administration hospital, scholastic drug-free programs, and fund raising for Cystic Fibrosis and Leukemia Foundations ... Attended C.E. Byrd High School in Shreveport, La. (same high school as former Dolphins QB David Woodley) ... Full name is Liffort Wayne Hobley, born May 12, 1962, in Shreveport, La.

Daughter Lyrick drowned Aug. 23, 1990

NFL STATISTICS										
YEAR	TEAM	G-S	TACK.	ASST.	TOTAL	FUM. REC.	INT.	YDS.	LG	
1985	St. Louis	3-0	0	1	1	0	0	0	0	
1987	Miami	14-6	28	7	35	4	2	7	7	
1988	Miami	16-13	57	14	71	1	0	0	0	
1989	Miami	16-3	46	9	55	1	1	22	22	
4-YEAR TOTALS		49-22	131	31	162	6	3	29	22	

ADDITIONAL STATS

Passes Defensed: 2 in 1987, 2 in 1989 for total of 4
Special Teams Tackles: 13 in 1987, 7 in 1988, 16 in 1989 for total of 36
Touchdowns: 1 in 1987, 1 in 1988 for total of 2
Forced Fumbles: 1 in 1989
Sacks: 1 in 1989
Blocked Field Goals: 1 vs. Pittsburgh, 11/26/89

JIM JENSEN



6-4 224 # **11**
**Wide Receiver/
 Running Back**
Born: 11/14/58
College: Boston Univ. '81
Acquired: D11, 1981
NFL: Tenth Season
Dolphins: Tenth Season

PRO: 1989 — Perhaps the most versatile player in the NFL, has played every skill position on offense, plus special teams, during career . . . Served as back-up at wide receiver, quarterback, running back, fullback, tight end, holder and punt center . . . Valuable as "12th man" on offense, he also served on all of the special teams units and was special teams captain . . . Picked up nickname of "Crash" for his style of play on special teams . . . Comes off best season of career . . . Played in all 16 games (including one start) and finished with 61 receptions for 557 yards (an average of 9.1 yards per catch) and six touchdowns and added 50 yards on eight carries (an average of 6.3 yard per rush) as well as a 19-yard touchdown pass in his only pass attempt . . . His one start of the season came on Oct. 1st at Houston when he was in on the opening play at a running back spot in the Dolphins' four-wide alignment . . . Led Dolphins with 18 special teams tackles and had one blocked punt . . .

RECEPTIONS: His 61 receptions was his personal single season career best (his previous single season high was 58 catches in 1988) . . . It was the second highest total on the Dolphins, behind only Mark Clayton's 64 catches . . . Jensen finished 12th in the AFC and 26th in the NFL in receptions and had the highest reception total for any non-starter in the NFL . . . Had a reception in 14 of his 16 games (with at least two receptions in each of those 14 contests) and now has had at least one catch in 29 of his last 32 games over the last two years . . . Had three games of seven receptions (Sept. 24th vs. N.Y. Jets, Dec. 17th at Indianapolis, and Dec. 24th vs. Kansas City) . . . It was his season high and was the second highest single game total of his career, surpassed only by his 12 receptions at New England on November 16, 1988 . . . Led the team in receiving twice and was tied for the team lead in three other contests . . . Had a total of 20 receptions in Miami's final three games of the season . . .

YARDAGE: His 557 receiving yards was his second best single season career total and was the third highest total on the Dolphins . . . Had three games of 60 or more yards in receptions, including a season high 66 yards in receptions September 24th vs. N.Y. Jets . . .

100

TOUCHDOWN CATCHES: Registered six touchdown receptions in 1989, a new single season career best (his previous single season high was five TD catches in 1988) . . . Finished second on the Dolphins in TD receptions, behind Mark Clayton's nine TD catches . . . His 36 points ranked tied for third on the team . . . Had two touchdown catches on Sept. 17th at New England and on Dec. 3rd at Kansas City, his second and third career two-touchdown games (his other two-TD game came at Washington on September 2, 1984 in his first career start) . . . His ten-yard TD grab from Dan Marino in that Sept. 17th Patriot game was Marino's 200th career TD pass . . .

RUSHING: His 50 yards rushing was the second highest single season total of his career, surpassed only by his 68 yards in 1988 . . . Vs. Indianapolis on Nov. 5th had three carries for 13 yards, including a five-yard gain from his own 12-yard line on third-and-five with 1:25 left in the game to give the Dolphins a critical first-down and the ability to run out the clock to protect their 19-13 lead . . .

PASSING: On Sept. 24th vs. Jets threw a 19-yard touchdown pass to Ferrell Edmunds with 4:09 elapsed in the second quarter, the second TD pass of his career (his other TD pass came on September 9, 1984 vs. New England, a 35-yard TD pass to Mark Duper) . . . It was his only pass attempt of the season . . .

VERSATILITY: Was part of touchdowns three different ways: six by touchdown receptions, one by throwing a touchdown pass, and one by blocking a punt that was recovered in the end zone by teammate Marc Logan for a TD . . . Vs. Bills on Sept. 10th blocked John Kidd's punt in third quarter, with Logan recovering in end zone to give Dolphins a touchdown . . . It was the first time Miami returned a blocked punt for a TD since November 11, 1973, and overall was their first blocked punt since William Judson blocked a Don Bracken punt vs. Green Bay on September 18, 1988 . . .

FIRST DOWNS: In 1989, of his 61 receptions, 29 went for first downs (48%), and of his eight rushing plays, four (50%) went for first downs . . . Over the course of his career, Jensen has caught 164 passes, with 98 going for first downs, and has 22 rushing attempts, with 15 going for first downs:

JENSEN'S CAREER FIRST DOWN CONVERSIONS									
YEAR	FIRST			FIRST			TOTAL	FIRST	
	REC.	DOWN	PCT.	RUSH.	DOWN	PCT.		PLAYS	DOWN
1984	13	11	.846	0	0	.000	13	11	.846
1985	1	1	1.000	0	0	.000	1	1	1.000
1986	5	4	.800	0	0	.000	5	4	.800
1987	26	17	.654	4	3	.750	30	20	.667
1988	58	36	.621	10	8	.800	68	44	.647
1989	61	29	.475	8	4	.500	69	33	.478
TOTALS	164	98	.598	22	15	.682	186	113	.608

In 1989, on third down Jensen touched the ball 19 times (six runs, 13 receptions) and picked up a first down 14 times (74%) . . . In his career, on third down Jensen has touched the ball 64 times (16 runs, 48 receptions), and has picked up a first down 52 times (81% of the time) . . .

GAME HIGHLIGHTS: Led Dolphins in receiving Oct. 1st at Houston with four receptions for 40 yards and also had one rush for 11 yards . . . Had four catches, including one TD reception, on Oct. 22nd vs. Green Bay . . . Tied for the team lead with six catches for 45 yards on Dec. 10th vs. New England and also had one rush for three yards.

1988 — Finished the season with 58 receptions for 652 yards (11.2 yards per catch) with five touchdowns, and gained 68 yards on ten carries (6.8 yards per carry) . . . Was second on the Dolphins in receiving (behind Mark Clayton's 86 catches) . . . His 58 catches was tied for tenth in the AFC and was tied for 26th overall in the NFL . . . That total was more than double his 1987 figure of 26 catches and was 13 more than his career total of 45 catches entering the 1988 campaign . . . His five touchdown catches ranked second on the Dolphins (behind Clayton's 14 TD catches) and equalled his career total coming into the 1988 season . . . Had at least one reception in 15 of his 16 games, going without a catch only in November 27th game at the Jets . . . Tied Bob Brudzinski, Brian Kinchen, and Reyna Thompson for team lead in special team tackles with nine . . . Forced

101

one fumble . . . Played in all 16 games with four starts — two at fullback (October 16th vs. San Diego and November 14th vs. Buffalo) and two at tight end (November 6th at New England and November 20th vs. New England) . . . Played in his 100th game on September 11th at Buffalo . . .

NEW DOLPHIN RECORD: Set a single-game Dolphin record for receptions with 12 (for a career-high 110 yards, his only career 100-yard game) at New England on November 6th, breaking the team record of ten catches, formerly held by Tony Nathan (five times), Duriel Harris, Ron Davenport, and Mark Clayton . . . His 12 receptions that game also tied the Jets' Mickey Shuler (October 2nd vs. Kansas City) for the third highest single game reception total in the NFL in 1988, behind the Jets' Al Toon's 14 receptions vs. the Dolphins on November 27th and Toon's 13 catches November 6th at Indianapolis . . .

GAME HIGHLIGHTS: On October 23rd vs. the Jets he had six receptions for 96 yards (his second highest career single game yardage total) and one touchdown, and his 31-yard reception in that game is the longest reception of his career . . . Also had six catches for 76 yards and one touchdown December 12th vs. Cleveland . . . Caught his 100th career pass at Pittsburgh on December 18th . . . Went over the 1,000 yard mark in career reception yardage on December 12th vs. Cleveland . . . His 23-yard run in his only carry in season opener at Chicago on September 4th was more than his career rushing total (18 yards) up to that point . . . His 23 yards vs. Bears also was his single game career rushing best.

1987 — Took on a new role as team's third down running back, in addition to duties as backup wide receiver and quarterback . . . Played in all 12 non-strike games with no starts . . . Made 26 receptions, seven more than he had in career entering year (13 in '84, 1 in '85, 5 in '86) . . . His 26 receptions (221 yards, 1 TD) was seventh on team . . . Had at least one reception in every non-strike game except second meetings with Colts and Jets . . . Set then-career high six catches (for 34 yards) at Buffalo on November 29th . . . Had four receptions in season opener at New England . . . Caught three passes in first meeting vs. Colts and Bills . . . Only receiving TD came at Indianapolis on September 20th . . . Had first four NFL carries of career, with three going for first downs . . . First carry was against Pittsburgh on November 1st.

1986 — Saw action in all 16 regular season games . . . Caught five passes for 50 yards and one TD as backup receiver . . . Saw additional time vs. Atlanta on November 30th when Mark Clayton was out with an injury and responded with best game of year, two catches for 32 yards and 20-yard TD . . . Beat out 10th round draft pick Jeff Wickersham for No. 3 QB spot.

1985 — Had only one reception, a four-yard TD grab against Tampa Bay on October 20th.

1984 — Achieved national publicity by playing quarterback, wide receiver, tight end, punt snapper and on special teams at various times . . . During early part of season was subject of feature stories in Sports Illustrated, Sporting News, and graced cover of PRO! . . . Despite being listed officially as wide receiver, beat out fifth-round draft pick Dean May for third-string QB job . . . As a receiver, finished eighth on team with 13 receptions for 139 yards and two touchdowns . . . Best overall game came in Miami's 35-17 season-opening win at Washington . . . Started that game (first NFL start) and caught five passes for 40 yards and a pair of touchdowns . . . Those TDs were first of NFL career . . . Was moved from quarterback to wide receiver early in the season due to good hands plus QB trio of Dan Marino, David Woodley, and Don Strock that promised to limit playing time . . . Threw 35-yard touchdown pass to Mark Duper vs. New England on September 9th.

1983 — Made first appearance as receiver versus Jets on October 16th.

1982 — Threw one pass, an incomplete attempt, against the Colts in Baltimore on January 2 (1983).

1981 — Notched 14 special team tackles in rookie campaign . . . Beat out Brad Wright, team's fourth-round draft choice in 1981, for

third QB spot on roster . . . Eleventh-round draft choice (293rd overall) of Miami in '81.

COLLEGE: Had outstanding career at Boston University . . . Helped lead Terriers to two-year mark of 17-3-1 (1979-80), which was best in school's history . . . Career totals show 217 completions on 433 attempts (50.1%) for 2,740 yards and 17 touchdowns . . . Also rushed for 569 yards on 258 carries with 13 TDs . . . As senior, broke 30-year-old school record with 119 completions on 215 passes (55.3%) for 1,544 yards and 11 TDs, plus 254 yards rushing (five TDs) for total offense figure of 1,798 yards . . . Led BU to Yankee Conference title that season and was named conference's Offensive Player of the Year . . . An All-New England choice, was selected to play in Senior Bowl . . . Also played volleyball for Terriers . . . Holds B.S. in special education.

PERSONAL: Married to former Miami Dolphin cheerleader Nerea (6/10/89), couple lives in Coral Springs, Fla. with son Jake Christopher (3/20/90) . . . Works with Special Olympics, United Way, March of Dimes, and Cerebral Palsy . . . Has annual Jim Jensen Celebrity Golf Classic for Cerebral Palsy . . . Local spokesman for "ZUBAZ" clothing . . . Involved with "Say No to Drugs" program in off-season . . . Brother, Steve, was catcher in Pittsburgh Pirates' organization and brother, Tom, played football at Villanova . . . Hobbies include watersports, snow-skiing, golf and listening to music . . . Spent two weeks in Caribbean in 1990 acting in movie starring Ernest Borgnine . . . Also is a knuckleball pitcher in an over-30 baseball league . . . Lists favorite movie as "Fatal Attraction" and favorite book as Shirley MacLaine's "Out on a Limb" . . . Attended Central Bucks West High School in Doylestown, Pa., lettering in football, baseball and volleyball . . . Was high school All-American while leading team to 22-0-1 record . . . Full name is James Christopher Jensen, born Nov. 14, 1958, in Abington, Pa.

NFL STATISTICS

YEAR	TEAM	G-S	NO.	RECEIVING				RUSHING					
				YDS.	AVG.	LG	TD	ATT.	YDS.	LG	TD		
1981	Miami	16-0	0	0	0.0	0	0	0	0	0	0	0	0
1982	Miami	6-0	0	0	0.0	0	0	0	0	0	0	0	0
1983	Miami	16-0	0	0	0.0	0	0	0	0	0	0	0	0
1984	Miami	16-2	13	139	10.7	20	2	0	0	0	0	0	0
1985	Miami	16-1	1	4	4.0	4t	1	0	0	0	0	0	0
1986	Miami	16-0	5	50	10.0	20t	1	0	0	0	0	0	0
1987	Miami	12-0	26	221	8.5	20	1	4	18	9	0	0	0
1988	Miami	16-4	58	652	11.2	31	5	10	68	23	0	0	0
1989	Miami	16-1	61	557	9.1	20	6	8	50	14	0	0	0
9-YEAR TOTALS		130-8	164	1623	9.9	31	16	22	136	23	0	0	0
PLAYOFFS		11-0	0	0	0.0	0	0	0	0	0	0	0	0

ADDITIONAL STATS

Passing: 0 of 1 (39.6 rating) in 1982; 1 of 1 for 35 yards, 1 TD (158.3 rating) in 1984; 0 of 2 (39.6 rating) in 1986; 1 of 1 for 19 yards, 1 TD (158.3 rating) in 1989 for total of 2 of 5 for 54 yards, 2 TDs (120.7 rating)

Special Teams Tackles: 14 in 1981, 2 (P-2) in 1982, 6 in 1983, 9 in 1984, 4 in 1985, 7 in 1986, 3 in 1987, 9 in 1988, 18 in 1989 for total of 72 (P-2)

Miscellaneous Tackles: 1 in 1984, 2 in 1987, 4 in 1988, 2 in 1989 for total of 9

Fumble Recoveries: (P-1) in 1984, 3 in 1987 for total of 3 (P-1)

Forced Fumbles: 1 in 1983, 1 in 1984, 1 in 1986, 1 in 1988 for total of 4

Blocked Punts: 1 vs. Buffalo, 9/10/89

SINGLE-GAME HIGHS

Most Receptions: 12 at New England, 11/16/88

7 vs. N.Y. Jets, 9/24/89

7 at Indianapolis, 12/17/89

7 vs. Kansas City, 12/24/89

Most Receiving Yards:

110 at New England, 11/6/88

96 vs. N.Y. Jets, 10/23/88

76 vs. Cleveland, 12/12/88

Most TD Receptions:

2 at Washington, 9/2/84

2 at New England, 9/17/89

Longest Receptions:

31 vs. N.Y. Jets, 10/23/88

25 at L.A. Raiders, 10/9/88

24 vs. Cleveland, 12/12/88

Most Rushes: 3 vs. Indianapolis, 11/5/89
2 at Buffalo, 9/11/88

Most Rushing Yards: 23 at Chicago, 9/4/88
21 at Buffalo, 9/11/88

Longest Runs: 23 at Chicago, 9/4/88
15 at Buffalo, 9/11/88

RECEIVING BREAKDOWN

	1989					CAREER						
	GM	NO	YDS	AVG	LG	TD	GM	NO	YDS	AVG	LG	TD
Buf.	2	5	46	9.2	17	0	17	24	212	8.8	20	0
Ind/Bal	2	10	101	10.1	20	0	17	21	198	9.4	20	2
Mia.	-	-	-	-	-	-	-	-	-	-	-	-
New E.	2	9	79	8.8	16	2	17	31	280	9.0	21	2
NY Jets	2	10	87	8.7	15	0	16	17	190	11.2	31	1
AFC East	8	34	313	9.2	20	2	67	93	880	9.5	31	5
Cin.	1	0	0	0.0	0	0	3	2	16	8.0	10	0
Cle.	1	5	46	9.2	16	0	3	11	122	11.1	24	1
Hou.	1	4	40	10.0	18	0	6	5	55	11.0	18	0
Pitt.	1	0	0	0.0	0	0	6	6	67	11.2	22	0
AFC Cent.	4	9	86	9.6	18	0	18	24	260	10.8	24	1
Den.	-	-	-	-	-	-	1	0	0	0.0	0	0
K.C.	2	9	82	9.1	17	3	5	9	82	9.1	17	3
LA Raid.	-	-	-	-	-	-	5	5	68	13.6	25	1
San D.	-	-	-	-	-	-	3	2	30	15.0	19	0
Sea.	-	-	-	-	-	-	-	-	-	-	-	-
AFC West	2	9	82	9.1	17	3	14	16	180	11.3	25	4
AFC Total	14	52	481	9.3	20	5	99	133	1320	9.9	31	10
Dal.	1	5	46	9.2	14	0	4	6	57	9.5	14	0
NY Gia.	-	-	-	-	-	-	-	-	-	-	-	-
Phil.	-	-	-	-	-	-	3	3	48	16.0	18	0
Pho/St.L.	-	-	-	-	-	-	2	0	0	0.0	0	0
Wash.	-	-	-	-	-	-	3	7	60	8.6	20	2
NFC East	1	5	46	9.2	14	0	12	16	16.5	10.3	20	2
Chi.	-	-	-	-	-	-	2	1	4	4.0	4	0
Det.	-	-	-	-	-	-	1	0	0	0.0	0	0
Green B.	1	4	30	7.5	9	1	3	8	70	8.8	13	1
Minn.	-	-	-	-	-	-	2	1	3	3.0	3	1
Tampa B.	-	-	-	-	-	-	3	3	29	9.7	15	1
NFC Cent.	1	4	30	7.5	9	1	11	13	106	8.2	15	3
Atl.	-	-	-	-	-	-	2	2	32	16.0	20	1
LA Rams	-	-	-	-	-	-	2	0	0	0.0	0	0
New O.	-	-	-	-	-	-	2	0	0	0.0	0	0
San Fran.	-	-	-	-	-	-	2	0	0	0.0	0	0
NFC West	-	-	-	-	-	-	8	2	32	16.0	20	1
NFC Total	2	9	76	8.4	14	1	31	31	303	9.8	20	6
Sept.	3	12	127	10.6	17	2	30	37	342	9.2	20	5
Oct.	5	16	135	8.5	18	1	32	39	423	10.9	31	5
Nov.	4	11	106	9.6	17	0	36	44	410	9.3	21	1
Dec.	4	22	189	8.6	20	3	32	44	448	10.2	24	5
Games 1-8	8	28	262	9.4	18	3	60	75	742	9.9	31	10
Games 9-16	8	33	295	8.9	20	3	70	89	881	9.9	24	16
Home	8	34	318	9.4	17	2	65	81	846	10.4	31	8
Road	8	27	239	8.9	20	4	65	83	777	9.4	25	8
Wins	8	39	261	6.7	17	3	83	75	744	9.9	25	10
Losses	8	22	296	13.5	20	3	46	89	879	9.9	31	6
Ties	-	-	-	-	-	-	1	0	0	0.0	0	0
Grass	8	34	318	9.4	17	2	-	-	-	-	-	-
Turf	8	27	239	8.9	20	4	-	-	-	-	-	-
1st Down	16	14	112	8.0	13	0	-	-	-	-	-	-
2nd Down	16	13	311	9.5	18	1	-	-	-	-	-	-
3rd Down	16	12	114	9.5	20	4	-	-	-	-	-	-
4th Down	16	2	20	10.0	11	1	-	-	-	-	-	-
1st Half	16	37	349	9.4	20	4	-	-	-	-	-	-
2nd Half	16	24	208	8.7	18	2	-	-	-	-	-	-
Overtime	1	0	0	0.0	0	0	-	-	-	-	-	-

E.J. JUNIOR



6-3 242 #54
Linebacker
Born: 12/8/59
College: Alabama '81
Acquired: PB (Pho.), 1989
NFL: 10th Season
Dolphins: Second Season

PRO: 1989 - Contributed steady play for Dolphins from linebacker position ... Joined Miami on Feb. 25, 1989, from unprotected list of Phoenix ... Played in all 16 games with 12 starts at left outside linebacker ... Scored 50 tackles (36 solo), a sack and a forced fumble in '89 ... Played reserve role for first four games of season before making initial Miami start vs. Cleveland (10/8) ... Replaced Rick Graf (thumb injury) in starting line-up ... Recorded season-high nine tackles at Jets (11/12) ... Racked-up eight tackles, a sack and a forced fumble at Indianapolis (12/17) ... Hampered early in preseason with ankle and heel injuries.

1988 - Started all 16 games in '88 for Phoenix ... Leader of young Cardinals linebacking corps ... Remained injury-free for the first time since his back-to-back Pro Bowl seasons in 1984 and '85 ... Contributed 55 tackles (47 solo) and two sacks ... Added an interception, a fumble recovery and seven passes defended ... Recorded both sacks vs. Cleveland (10/23) ... Scored touchdown on fumble recovery in season finale vs. Green Bay (12/18).

1987 - Despite missing two games in '87 with hamstring injury, still ranked fifth on club in tackles with 53 ... Also garnered two fumble recoveries, one interception and one forced fumble ... Registered season-high 10 tackles vs. Washington (10/4), and pounced on Atlanta with a five-tackle, one sack and fumble recovery performance on Nov. 29 ... Registered only interception of '87 when he picked off Vinny Testaverde pass vs. Tampa Bay on Dec. 20.

1986 - Played and started in 13 games ... As defensive co-captain, he made calls for front line and linebacker positions ... Missed three games with ankle sprain suffered at Dallas (10/26) and also hampered by bruised ribs earlier in the year ... Returned to starting lineup in Week 13, but was less than 100 percent for remaining games ... His 40 tackles were lowest output of career, and was held sackless for first time as a pro.

1985 - Enjoyed his second straight Pro Bowl appearance in '85 ... Registered 106 tackles, two sacks and a career-high five interceptions ... Assumed defensive play-calling duties when free safety Benny Perrin left lineup with knee injury ... Rolled up seven or more tackles on nine occasions ... Three of his five interceptions directly resulted in touchdowns ... Rambled to career-long interception return of 53 yards vs. Pittsburgh Oct. 20.

1984 - Earned first Pro Bowl selection in '84 as he piled up team-best 118 tackles in 1984 ... Started all 16 games at three different linebacking spots: LLB for two games, RLB for seven and in the middle for seven more in 1984 ... Rolled up 11 unassisted tackles vs. Miami (9/30) and 12 total stops vs. Chicago on Oct. 14 ... Named NFL Defensive Player of the Week when he amassed 18 tackles and one sack in 17-16 win over Philadelphia (11/25) ... Produced interception that led to go ahead score in 31-20 win at Dallas (10/7).

1983 - In '83, started last 11 games and led Cardinal linebackers with 86 tackles, three interceptions and seven and one-half sacks ... Chalked up 11 tackles in 34-27 victory over Tampa Bay

(10/16) and the next week vs. Giants (10/23) had 11 stops and one sack . . . Racked up three sacks in 10-6 win over Giants (12/4).

1982 — Settled into left linebacker spot in 1982 . . . Finished third on team and first among linebackers in passes defended with 11 . . . Racked up nine tackles in 10-7 win over Chicago on Dec. 12 . . . Had outstanding day next week in playoff clinching win over Giants with seven tackles and five passes defended.

1981 — Played in all 16 games and started final 13 games of rookie season in 1981 . . . Earned All Rookie status from UPI, Pro Football Digest and Pro Football Weekly . . . Ranked fourth on team with 72 tackles . . . Was one of four rookie linebackers on club, two of which started . . . Played on several special teams units in addition to starting duties . . . First-round draft choice (fifth overall) of St. Louis in 1981.

COLLEGE: Consensus All-America defensive end for Alabama Crimson Tide . . . Member of Crimson Tide's Decade for the 70's Team . . . Finalist for 1981 Lombardi Trophy . . . Started on Alabama's back-to-back national championship teams in 1979 and 1980 . . . Teammate of current Dolphin LB Barry Krauss and coaches' assistant Tony Nathan on 'Bama's 1978 national championship team . . . Honored as outstanding defensive player in 1981 Senior Bowl . . . Played shortstop and catcher on Crimson Tide baseball team . . . Drafted by San Francisco Giants but opted to play in NFL . . . Holds B.A. in public relations . . . Completing work on advanced degree in preparation for law school.

PERSONAL: Married to Jacquelyn (6/15/85), couple resides in Fountain Hill, Ariz., with three children, Adam (3/30/84), Jamel (9/30/85) and Aja (8/5/87) . . . At 1986 Pro Bowl in Honolulu, he helped rescue three-year-old victim of hit and run accident . . . Later assisted police in capturing suspect . . . A polished speaker, has worked in off-season as counselor at Hyland Medical Center (a rehabilitation clinic for alcohol and chemical abuse patients) . . . Is involved in Matthews-Dicky Boys Club in St. Louis . . . Also worked with Students Against Drunk Driving and the American Heart Association . . . Has aspirations of becoming a lawyer after NFL career, specializing in litigation . . . Attended Maplewood High School in Nashville, Tenn. . . Lettered in football, basketball, track and decathlon . . . Full name is Ester James Junior, born Dec. 8, 1959, in Salisbury, N.C.

BRIAN KINCHEN



6-2 232 #88
Tight End
Born: 8/6/65
College: Louisiana State '88
Acquired: D12, 1988
NFL: Third Season
Dolphins: Third Season

PRO: Reserve tight end played in all 16 regular season games . . . Also saw action on special teams as punt center . . . Known for blocking skills . . . Recorded one reception for 12 yards . . . Sent high snap over punter Reggie Roby's head vs. Jets on Sept. 24 which resulted in safety when Roby purposely batted the ball out of end zone . . . Following week at Houston (10/1), had another high snap which again resulted in a safety when Roby purposely fumbled ball out of end zone . . . Suffered thumb injury vs. Cleveland (10/8) which sidelined him most of game . . . Did not snap on punts until Dec. 17 game at Indianapolis . . . Recorded only reception of season on Oct. 22 vs. Green Bay . . . Saw significant playing time at Jets (11/12) following injury to Ferrell Edmunds, but did not catch a pass . . . Saw action in all 16 games in '88. . . Finished season tied for team lead with nine special teams tackles . . . Made first career catch against San Diego (10/16) for three yards . . . 12th-round draft choice (320th overall) of Miami in 1988.

COLLEGE: Two-year starter and four-year letterman (1984-87) for LSU . . . Was redshirted in 1983 . . . Caught 48 passes for 523 yards and six TDs in career . . . Honorable mention All-America pick and second-team All-Southeastern Conference selection of AP following senior season . . . Played three fewer games in '87 than other receivers and still finished fifth on team with 17 receptions for 215 yards and two TDs . . . Overcame broken leg suffered in Kentucky game and, after missing just three games, returned to start final regular-season contest at Tulane . . . Caught two passes in that game for 30 yards . . . Most important catch of 1987 was five-yard TD grab with 3:36 remaining versus Georgia, which gave LSU its eventual winning points in 26-23 victory . . . Named first-team All-SEC by league coaches after junior season . . . Also was tabbed by AP as honorable mention All-America pick and to second-team of All-SEC squad . . . Finished '86 fourth on team in receiving with career-high 27 catches for 262 yards and four TDs . . . Was key member of special teams and served as backup tight end as sophomore . . . Lettered despite not catching a pass in freshman year of 1984 . . . Moved to TE in '84 spring drills after beginning LSU career as LB . . . Named to Academic All-SEC team that year . . . Majored in general studies.

PERSONAL: Married to Lori (6/16/89), resides in Baton Rouge, La., with son Austin Jake (12/14/89) . . . Father, Gus, played on LSU's 1958 national championship team . . . His mother and older brother also attended LSU . . . Younger brother, Todd, is WR with Tigers . . . Enjoys playing golf and skiing in spare time . . . Lists favorite movie as "The Spy Who Loved Me," favorite TV show as "Cheers" and favorite recording artist as Barbra Streisand . . . Avid reader of "Golf Digest" . . . Attended University High School in Baton Rouge, La., lettering in football, basketball, track and tennis . . . All-state selection three times . . . Was defensive MVP on all-state team as junior . . . Full name is Brian Douglas Kinchen, born Aug. 6, 1965, in Baton Rouge, La.

NFL STATISTICS

YEAR	TEAM	G-S	TACK.	ASST.	TOTAL	FUM. REC.	QB SACK	INT.	YDS.
1981	St. Louis	16-13	49	23	72	0	1	1	5
1982	St. Louis	9-9	50	8	58	1	1½	0	0
1983	St. Louis	12-11	60	26	86	1	7½	3	27
1984	St. Louis	16-16	99	19	118	1	9½	1	18
1985	St. Louis	16-16	87	19	106	0	2	5	109
1986	St. Louis	13-13	35	5	40	1	0	0	0
1987	St. Louis	13-13	46	7	53	2	2½	1	25
1988	Phoenix	16-16	47	8	55	1	2	1	2
1989	Miami	16-12	36	14	50	0	1	0	0
9-YEAR TOTALS		127-119	509	129	638	7	27	12	186
PLAYOFFS		1-1	4	1	5	0	0	0	0

ADDITIONAL STATS

Touchdowns: 1 in 1988
Passes Defended: 10 in 1981, 11 in 1982, 5 in 1983, 7 in 1984, 8 in 1985, 2 in 1986, 2 in 1987, 7 in 1988, 2 in 1989 for total of 54 (P-1)
Forced Fumbles: 2 in 1981, 3 in 1986, 1 in 1987, 1 in 1989 for total of 7

DOLPHIN FACT



The Dolphins hold the NFL record for most consecutive home games won. Miami won 27 straight regular-season home games (31 overall) at the Orange Bowl from 1971-74.

NFL STATISTICS							
YEAR	TEAM	G-S	NO.	YDS.	AVG.	LG	TD
1988	Miami	16-0	1	3	3.0	3	0
1989	Miami	16-0	1	12	12.0	12	0
2-YEAR TOTALS		32-0	2	15	7.5	12	0

ADDITIONAL STATS

Special Teams Tackles: 9 in 1988, 7 in 1989 for total of 16
Kickoff Returns: 2 for 26 yards, 13.0 avg., long 17 in 1989

BARRY KRAUSS



6-3 250
Linebacker
Born: 3/17/57
College: Alabama '79
Acquired: W (Clev.), 1989
NFL: 12th Season
Dolphins: Second Season
#58

PRO: 1989 — Veteran linebacker was major surprise for Dolphins in '89 ... Claimed by Dolphins off waivers from Cleveland (9/5) ... Signed with Browns as Plan B free agent from Indianapolis on March 8, 1989 ... Teamed at inside linebacker with Pro Bowl performer John Offerdahl to form one of NFL's better units ... Played in all 16 games for Miami with 12 starts ... Finished season as leading tackler with 119 hits (100 solo) ... Reached 100 tackles for fifth time in career ... Added one sack, a forced fumble and a pass defended ... Recorded five or more tackles in each of his 12 starts ... Miami won seven of his 12 starts ... He led or tied for the team high in tackles in eight of 12 starts ... Recorded 117 tackles in 12 starts, an average of 9.8 tackles per start ... Registered double digits in tackles in six games ... Played reserve role during first four weeks of season ... Earned first Miami start at RILB vs. Cleveland (10/8) and led team with eight tackles ... Recorded season-high 15 tackles vs. Buffalo (10/29) ... Tackle total matched Jarvis Williams for Dolphins single-game high in tackles in 1989; Williams had 15 tackles at Houston on Oct. 1 ... Logged 13 tackles (10 solo) and a forced fumble at Dallas (11/19) ... Tackled Pittsburgh RB Rodney Carter on option play for only sack of season on Nov. 26 ... Forced Junior Tautalatasi fumble with 2:11 left in contest (recovered by Rodney Thomas) at Dallas to preserve 17-14 win ... Returned to Indianapolis with Dolphins on Dec. 17 and racked up 14 tackles.

1988 — Played in all 16 games with 15 starts ... Finished second on Colts with 124 tackles (86 solo), three forced fumbles, two fumble recoveries, an interception and five passes defended ... Missed Tampa Bay start (10/16) due to knee injury ... Picked off Jim Kelly pass (first INT since 1984) at Buffalo (10/9) and also recovered fumble in contest.

1987 — Returned from reconstructive knee surgery to play in all 12 non-strike games with 11 starts ... Started in every appearance except vs. Cincinnati (9/13) ... Ranked third on club with 104 tackles (74 solo) and two passes defended ... Added two sacks and two recovered fumbles ... Had 16 tackles (11 solo) in first start back against Miami (9/20) ... Recovered fumbles vs. Houston (11/29) and vs. Buffalo (12/13), while forcing one against Miami ... Voted by teammates as the Colts' 1987 Ed Block Courage Award nominee.

1986 — Started first four games of season before suffering season-ending knee injury ... Injury occurred in 9/28 contest vs. Jets and ended team-leading streak of 108 straight games played ... Totaled 49 tackles (34 solo) in four games ... Had career-high 19 tackles (14 solo) vs. L.A. Rams (9/21) ... Recorded 13 tackles in first two games of season.

1985 — Started all 16 games ... Totaled 175 tackles (for second straight season) with 107 solo ... Credited with six passes defended, two fumble recoveries, a sack and an interception ... Added four tackles on special teams ... Had 10 games with double digits in tackles ... Recorded 17 tackles (10 solo) vs. Miami (11/17) and 16 hits (eight solo) vs. New England (12/1) ... Did not have fewer than six tackles in any game.

1984 — Started all 16 games ... Colts' leading tackler with 75 (130 solo) ... Added three interceptions, two fumble recoveries, one sack and a pass defended ... Totaled double digits in tackles in 11 games ... Top game came at L.A. Raiders (11/25) with 18 tackles ... Selected All-AFC East by Pro Magazine ... Selected team MVP by Thundering Herd, a Colts' fan club in Indianapolis.

1983 — Started all 16 games at inside linebacker ... Tied for third on club in tackles with 92 (61 solo) ... Had five or more tackles in 11 games ... Added three tackles on special teams ... Top effort of season came at N.Y. Jets (11/6) with seven solo tackles and four assists ... Recovered a fumble vs. New England (10/9) ... Recorded only career rush on fake field goal attempt vs. Denver (9/11) and lost a yard.

1982 — Played in all nine games with eight starts ... Played but did not start at Buffalo (11/28) ... Ranked second on Colts with 70 tackles (47 solo) ... Credited with six or more solo tackles in six of nine games ... Recorded 12 tackles at Minnesota (12/12) ... Had 10 hits, a sack and scored only career touchdown on five-yard pass reception after mishandled field goal placement at Miami (9/19).

1981 — Played in all 16 games with 13 starts ... Ranked fifth on Colts with 94 tackles (79 solo) ... Added two fumble recoveries, an interception, a sack and three special teams tackles ... Recorded season-high 11 tackles vs. St. Louis (11/22) ... Registered first career interception in season opener at New England (9/6) ... Had quarterback sack at Denver (9/20).

1980 — Played in all 16 games with nine starts ... Credited with 85 tackles (59 solo), a sack and a fumble recovery ... Saw action on special teams and finished with six tackles ... Registered 10 tackles at Detroit (11/16) and eight against Jets (9/7) ... Had first career QB sack vs. New England (10/19).

1979 — Played in 15 games with six starts as rookie ... Finished season with 69 tackles (52 solo) and two fumble recoveries ... Recorded six tackles on special teams ... Missed season opener against Kansas City (9/2) due to ankle sprain ... Started next five games at RLB ... Registered season-high 11 tackles vs. Cleveland (9/16) ... Recovered fumbles against Miami (11/25) and in season-finale at N.Y. Giants (12/16) ... First-round draft choice (sixth overall) of Baltimore in 1979.

COLLEGE: Four-year starter at Alabama under Paul (Bear) Bryant (1975-78) ... Earned first-team All America honors from Sporting News and second-team honors from Associated Press, United Press International and College and Pro Football Weekly as senior ... Added All-Southeastern Conference honors from AP and UPI ... Named SEC Defensive Player of the Year by UPI ... Earned MVP honor in 1979 Sugar Bowl, a 14-7 Alabama win over Penn State for national title, with fourth-down goal-line stop on Matt Suhey in fourth quarter to preserve championship ... Teammate of current Dolphin LB E.J. Junior and coach's assistant Tony Nathan on Alabama's national championship team in '78 ... Named to the SEC Team of the 1970s ... Majored in education.

PERSONAL: Married to Darcy (1/23/89), couple splits residence between Aventura, Fla., and Carmel, Ind., with daughters, Ashley Delorean (5/23/83) and Charlsie Ann (6/14/89) ... Earned All-America honors at Pompano Beach (Fla.) High School as linebacker and

fullback ... Also lettered in baseball and track ... Enjoys hunting fishing and spending time with his family ... Lists "Scarface," "Platoon," "Predator" and "Raising Arizona" as favorite movies; "MASH," "The Wonder Years" and "Roseanne" as favorite television shows; "Hunt for Red October" and "Bridge Over River Kwai" as favorite books; and John Cougar Mellencamp, Roy Orbison and Michael Jackson as favorite recording artists ... Served as College spokesman for United Way and was also active with Special Olympics, March of Dimes, Children's Wish Foundation and Big Brothers and Big Sisters ... One of five finalists for 1986 Child Help USA Award ... Also has worked with the Muscular Dystrophy Association, Cystic Fibrosis Foundation and various child abuse groups ... Full name is Richard Barry Krauss, born March 17, 1957, in Pompano Beach, Fla.

NFL STATISTICS								
YEAR	TEAM	G-S	TACK.	ASST.	TOTAL	FUM. REC.	QB SACK	INT. YDS.
1979	Baltimore	15-6	52	17	69	2	0	0
1980	Baltimore	16-9	59	26	85	1	1	0
1981	Baltimore	16-13	79	15	94	2	0	1
1982	Baltimore	8-8	47	23	70	0	1	0
1983	Baltimore	16-16	61	31	92	2	0	0
1984	Indianapolis	16-16	130	45	175	2	1	3
1985	Indianapolis	16-16	107	68	175	2	1	1
1986	Indianapolis	4-4	34	15	49	1	0	0
1987	Indianapolis	12-11	74	30	104	2	2	1
1988	Indianapolis	16-15	86	38	124	2	0	0
1989	Miami	16-12	100	19	119	0	1	0
11-YEAR TOTALS		151-126	829	327	1156	16	7	6
PLAYOFFS		1-1	3	0	3	0	0	0

ADDITIONAL STATS

Receiving: 1 for 5 yards, 1 TD in 1982
 Rushing: 1 for -1 yards in 1983
 Passes Defensed: 3 in 1979, 1 in 1980, 4 in 1982, 1 in 1983, 1 in 1984, 6 in 1985, 2 in 1987, 5 in 1988, 1 in 1989 for total of 24
 Forced Fumbles: 1 in 1980, 2 in 1982, 1 in 1983, 1 in 1985, 3 in 1988, 1 in 1989 for total of 9
 Special Teams Tackles: 6 in 1979, 6 in 1980, 3 in 1981, 3 in 1983 for total of 12

ERIC KUMEROW



6-7 256
 Linebacker #90
 Born: 4/17/65
 College: Ohio State '88
 Acquired: D1, 1988
 NFL: Third Season
 Dolphins: Third Season

PRO: 1989 — Young player who has lined up at defensive end and linebacker ... Will be utilized at linebacker position in 1990 ... Suffered through injury plagued season in '89 ... Played in 12 games and finished with eight tackles (seven solo) and two sacks ... Underwent arthroscopic surgery on left knee in preseason to correct sprain of the medial collateral ligament ... Injury occurred during goal line drill in joint practices with the Atlanta Falcons in Suwanee, Ga. (8/4) ... Missed entire preseason schedule ... Opened season against Buffalo (9/10) on inactive list ... Returned to line-up on Sept. 14 at New England ... Recorded three tackles and career-high two sacks of New England QB Tony Eason ... Suffered groin injury vs. Pittsburgh (11/26) ... Placed on inactive list for games at Kansas City (12/3) and vs. New England (12/10).

110

1988 — Played in 14 games, totaling 13 tackles (12 solo) and three sacks ... Suffered dislocated fingers in preseason and was forced to wear small cast in season-opener at Chicago (9/4) ... Finished contest with three tackles ... Placed on inactive list against Green Bay (9/18) due to a sprained ankle suffered in practice ... Registered sacks in three consecutive games (weeks 5-7) ... Scored first sack of NFL career against Minnesota (10/2) ... Followed effort with sacks in next two contests at L.A. Raiders (10/9) and San Diego (10/16) ... Suffered groin pull against Cleveland on Dec. 12 ... Placed on injured reserve on Dec. 16 and missed season finale against Pittsburgh ... First-round draft choice (16th overall) of Miami in 1988.

COLLEGE: Three-year starter and four-year letterman at Ohio State (1984-87) ... First-team All-Big Ten pick following junior and senior seasons ... Teamed with Chris Spielman (Lions) to give Buckeyes one of best linebacking tandems in nation ... Made 229 tackles, including 23 sacks and 39 for lost yardage, during career ... Also had seven forced fumbles, three fumble recoveries and an interception ... Led Big Ten in sacks with eight as senior ... Recorded 73 tackles in 1987, including 15 for lost yardage (third in Big Ten) ... Had two sacks in win over West Virginia ... Made nine tackles, three sacks and five tackles for lost yardage in win over Purdue ... Was regular for Buckeyes since midway through '84 campaign ... Named as honorable mention on All-America teams of AP and UPI following junior year ... Voted conference Defensive Lineman of the Year by Big Ten Radio Broadcasters Association as junior ... Led team in sacks with six in 1986 (third in Big Ten) ... Had five tackles in Cotton Bowl win over Texas A&M ... Started every game in '85 at strongside B ... Led team in sacks (six) and tackles for lost yardage (10) ... Had career-high 13 tackles versus Pitt ... Was scheduled to be starter as '84 redshirt freshman, but suffered painful heel bruise that restricted play early in season ... Still started four games that year ... Redshirted as quarterback in freshman year of 1983 ... Spent '83 on scout team as QB before asking to move to defense during '84 spring practice ... Made impressive debut at LB with 12 tackles in first spring game ... Holds B.A. in education.

PERSONAL: Married to Tammi Jean (3/11/90), couple resides in Miami Beach, Fla. ... Was third linebacker taken in 1988 draft ... Brother, Craig, played football at Indiana ... Admires Dick Butkus and Larry Bird ... Enjoys playing golf and listening to music (classic rock and roll, especially the Rolling Stones and Beatles) in spare time ... Lists favorite TV show as "The Simpsons" and favorite movie as "Raging Bull" ... Attended Oak Park-River Forest High School in Oak Park, Ill. (a Chicago suburb), lettering in football, basketball and baseball ... Was an All-America quarterback and defensive back in high school ... Full name is Eric Palmer Kumerow, born April 17, 1965, in Chicago.

NFL STATISTICS

YEAR	TEAM	G-S	TACK.	ASST.	TOTAL	FUM. REC.	QB SACK
1988	Miami	14-0	12	1	13	0	3
1989	Miami	12-0	7	1	8	0	2
2-YEAR TOTALS		26-0	19	2	21	0	5

ADDITIONAL STATS

Special Teams Tackles: 1 in 1989



DOLPHIN FACT

Heading into the 1990 season, the Dolphins own a 11-1 (.917) record in home games against NFC Central foes since the 1970 NFL-AFL merger. Miami is 4-0 vs. Green Bay, 3-0 vs. Chicago, 1-0 vs. Detroit, 1-0 vs. Tampa Bay and 2-1 vs. Minnesota.

111

PAUL LANKFORD



6-1 191
Cornerback # **44**
Born: 6/15/58
College: Penn State '82
Acquired: D3, 1982
NFL: Ninth Season
Dolphins: Ninth Season

PRO: 1989 — Started all 16 games at left cornerback ... Finished with 57 tackles (45 solo) and team-leading nine passes defended ... Added a sack and an interception ... With 13 career interceptions, needs one INT to tie Lyle Blackwood and Lloyd Mumphord for tenth place in Dolphins history ... Needs two interceptions to tie Dick Westmoreland for eighth place ... Recorded two or more tackles in 14 of 16 games ... Contributed two tackles and picked off Tony Eason pass in end zone at New England (9/17) ... Recorded a pair of tackles and second QB sack of career vs. N.Y. Jets (9/24) ... Other career sack at Buffalo on Nov. 11, 1988 ... Tied for second on team with six tackles vs. Green Bay (10/22) ... Finished with single-game team high of three passes defended vs. Indianapolis (11/5) ... Had season high 10 tackles at Jets (11/12) ... Underwent arthroscopic surgery (Dr. Daniel Kanell) on May 15, 1990, to repair torn cartilage in left knee.

1988 — Saw action in 13 games with 10 starts ... Started first five weeks of season at left cornerback before suffering knee sprain against Minnesota (10/2) ... Placed on inactive list for weeks six through eight ... In his five starts before injury, Miami set a team record by not allowing a passing touchdown over 25 quarters ... Registered 41 tackles (37 solo), one sack, one interception and forced two fumbles ... Had sensational game at Bills (9/11) as Miami held potent Buffalo offense to only three field goals ... Racked up three tackles, a forced fumble and sacked quarterback Jim Kelly on a cornerback blitz in contest ... Picked off pass and added six tackles at Indianapolis (9/25) ... Returned from injury and started contest at Tampa Bay (10/30) ... Registered season-high eight tackles at Jets (11/27).

1987 — Started all 12 non-strike games in '87, 11 at regular left cornerback spot and one (Cincinnati) at free safety ... Led all Miami defensive backs in tackles (fifth overall) with 49 (40 solo) ... Led team in interceptions (three) and passes defended (11) ... Also had a fumble recovery and forced fumble ... Chosen as team's Outstanding Defensive Back by South Florida media ... Recorded season-high six tackles in both games versus Colts ... Had at least two tackles in every game ... Registered five hits in four games: New England (1), Pittsburgh, Dallas and Philadelphia ... Returned INT 44 yards to one-yard line versus Jets (12/7) to set up TD ... Began '87 campaign on strong note with interception, five tackles and pass defended at New England.

1986 — Had 1986 season cut short when he suffered cracked left tibia in 45-3 win over Jets (11/24) ... Started first 12 games of season before going out with injury ... Placed on injured reserve on 11/29 ... Finished seventh on team in tackles despite shortened season ... Made 54 stops (47 solo, seven assists), in addition to knocking down five passes and recovering a fumble ... Started opener against San Diego at strong safety position in experiment which lasted only one week ... Moved back to left cornerback spot following week versus Indianapolis (9/14), where he started next 11 games ... Recorded a season-high nine tackles at the Jets (9/21) and at Cleveland (11/10) ... Blocked a field goal attempt by Matt Bahr in Browns contest ... Had seven tackles in three other games (9/7 vs. San Diego, 10/5 vs. New England and 10/12 vs. Buffalo).

112

1985 — Started 15 regular-season games for Dolphins in 1985 ... Led Miami with four fumbles forced and 14 passes defended ... Stepped in when Don McNeal (knee) was injured ... Finished eighth on team in tackles with 48-8-56 ... Also added one sack ... Tied with William Judson for second on team with four interceptions.

1984 — Performed in all 16 regular-season games for Dolphins (plus three playoff games) with six starts ... Started in weeks 9-14 following knee injury to regular left cornerback Don McNeal at New England (10/21) ... Statistically, finished with 45 total tackles (40, 5), three interceptions, one fumble recovery and 12 passes defended ... Had perhaps finest game of season in first start on October 28th 38-7 win over Buffalo, allowing just one pass to be completed in his zone ... Also had four tackles, a fumble recovery, and 22 yards gained on a lateral following Robert Sowell interception in that game ... The following week, in 31-17 triumph at N.Y. Jets, contributed interception of Pat Ryan pass in addition to leading the team in solo tackles with six.

1983 — Appeared in all 16 games plus post-season contest ... Utilized when Dolphins went to six defensive backs and occasionally as a nickel ... Also saw action on special teams ... Contributed 22 solos and six assists for total of 28 tackles ... Also had one interception, six passes defended, and a forced fumble ... Made first NFL start in 38-35 OT loss to Buffalo on October 9, chipping in with six solos and an assist ... Recorded first NFL interception off Mike Pagel pass and led to Dolphin touchdown in 21-7 victory over Colts (10/23) ... Had pre-season theft of Danny White aerial in 20-17 loss to Dallas.

1982 — Like all the Dolphin rookies during the shortened 1982 season he saw little action, though he participated in seven games ... He had five solo tackles during the regular season and four solo tackles and one assist during the post-season ... Third-round draft choice (80th overall) of Miami in 1982.

COLLEGE: Starred as defensive back at Penn State ... Streak of 20 consecutive starts included '81 Nittany Lion win over Southern California in Fiesta Bowl ... Achieved honorable mention All-America honors from The Sporting News and Football News as senior ... Overall, had 62 tackles in final two Penn State campaigns ... Against University of Miami in 1981, had 63-yard interception return, forced a UM fumble and recovered one ... Led Penn State in interceptions as junior with four ... A world-class hurdler, earned fourth-place finishes in two consecutive NCAA meets, including 50.06 time in 400-meter intermediate hurdles ... Has B.S. in health planning and administration.

PERSONAL: Married to Wanda (4/11/87), couple resides in Miami ... Hobbies include listening to music and playing golf ... Lists favorite TV shows as "The Cosby Show" and "A Different World" ... Attended Farmingdale (N.Y.) High School, lettering in football and track ... Was junior national record holder in 400-meter hurdles set at USA versus USSR junior meet in 1977 ... Crosstown high school track rival was Renaldo Nehemiah, former San Francisco wide receiver ... Full name is Paul Jay Lankford, born June 15, 1958, in New York, N.Y.

NFL STATISTICS										
YEAR	TEAM	G-S	TACK.	ASST.	TOTAL	FUM. REC.	INT.	YDS.	LG	
1982	Miami	7-0	5	0	5	0	0	0	0	0
1983	Miami	16-1	22	6	28	0	1	10	10	10
1984	Miami	16-6	40	5	45	1	3	25	22	
1985	Miami	16-15	48	8	56	0	4	10	6	
1986	Miami	12-12	47	7	54	1	0	0	0	
1987	Miami	12-12	40	9	49	1	3	44	44	
1988	Miami	13-10	37	4	41	0	1	0	0	
1989	Miami	16-16	45	12	57	0	1	0	0	
8-YEAR TOTALS		108-72	284	51	335	3	13	89	44	
PLAYOFFS		10-2	15	5	20	0	1	2	2	

113

ADDITIONAL STATS

Passes Defended: 6 in 1983, 12 in 1984, 14 in 1985, 5 in 1986, 11 in 1987, 2 in 1988, 9 in 1989 for total of 59
Forced Fumbles: 1 in 1983, 4 in 1985, 1 in 1987, 2 in 1988 for total of 8
Blocked Field Goals: 1 at Cleveland, 11/10/86
Special Teams Tackles: 1 in 1988
Sacks: 1 in 1985, 1 in 1988, 1 in 1989 for total of 3

MARC LOGAN



5-11 222
Fullback #20
Born: 5/9/65
College: Kentucky '87
Acquired: PB (Cin.), 1989
NFL: Fourth Season
Dolphins: Second Season

PRO: 1989 — Fullback showed big play ability for Dolphins in 1989 ... Signed by Miami from unprotected list of Cincinnati on Feb. 16, 1989 ... Finished third on Dolphins in rushing with 57 carries for 201 yards (3.5 avg.) and added five receptions for 34 yards ... Added team-leading 24 kickoff returns for 613 yards, an average of 25.5 yards per return ... Finished second in AFC and third in NFL in kickoff returns ... Opened season by recovering John Kidd's blocked punt (by Jim Jensen) in end zone for touchdown in third quarter vs. Buffalo (9/10) ... Led Dolphins in rushing vs. Jets (9/24) with season-high 52 yards on ten carries (5.2 avg.) ... Suffered partial tear of his medial collateral ligament in left knee in the third quarter vs. Green Bay (10/22) and was placed on injured reserve on Oct. 25 ... Did not undergo surgery ... Activated off injured reserve on Dec. 6 after missing six games ... At time of injury was leading NFL in kickoff returns with a 28.3 avg. (18 returns for 510 yards) ... Saw first action back from injury on Dec. 10 vs. New England and responded with 45 yards on 16 carries and added two receptions for 21 yards ... Finished as Miami's leading rusher in the preseason, gaining 66 yards on 10 carries (6.6 avg.) ...

SPECIAL TEAMS: Emerged as sensational special teams player for Dolphins in '89 ... Led Dolphins with 24 kickoff returns for 613 yards, an average of 25.5 yards per return ... Finished second in AFC and third in NFL in kickoff returns (see chart) ... Made Dolphin debut vs. Buffalo (9/10) and scored first Miami touchdown of season by recovering John Kidd's blocked punt (by Jim Jensen) in the end zone in third quarter ... It was Miami's first return of a blocked punt for a touchdown since Nov. 11, 1973, when Tim Foley returned a blocked punt five yards for a touchdown vs. Baltimore ... Accounted for Dolphins' only touchdown at Houston (10/1) by returning kickoff late in fourth quarter for 97-yard touchdown in Miami's 39-7 loss ... Logan's return marked Miami's first regular-season kickoff return for a touchdown since October 12, 1981, when Fulton Walker returned a kickoff 90 yards for a touchdown at Buffalo ... Return was Dolphins' second longest regular-season kickoff return in club history, surpassed only by Mercury Morris' 105-yard return at Cincinnati on Sept. 14, 1969 ... Logan's return tied for the longest kickoff return in the AFC in 1989, tied with James Jefferson's (Seattle) 97-yard return vs. Kansas City on October 8 ...

NFL'S LEADING KICKOFF RETURNERS, 1989

NAME	NO.	YARDS	AVG.	LG	TD
Rod Woodson, Pittsburgh	36	982	27.3	84t	1
Mel Gray, Detroit	24	640	26.7	57	0
MARC LOGAN, MIAMI	24	613	25.5	97t	1
Anthony Miller, San Diego	21	533	25.4	91t	1
James Dixon, Dallas	47	1181	25.1	97t	1

1987-88 — Played in nine games (no starts) for AFC champion Bengals in '88 ... Rushed twice for ten yards and caught two passes for 20 yards ... Returned four kickoffs for 80 yards ... Made seven special team tackles ... Waived in '87 preseason and re-signed for replacement season ... Started all three replacement games for Bengals ... Finished season with 37 carries for 203 yards and one touchdown ... Also added three receptions for 14 yards ... Returned three kickoffs for 31 yards ... Led team in rushing in two of three contests ... Rushed for 95 yards (on 14 carries) in replacement opener vs. San Diego ... Had 51-yard run and caught two passes in contest ... Paced Bengals' 17-10 win over Seattle with 16 carries for career-high 103 yards and one reception for 18 yards ... Scored game's first touchdown on a five-yard plunge ... Fifth-round draft choice (130th overall) of Cincinnati in 1987.

COLLEGE: Three year starter at Kentucky ... Started every game at fullback during senior season ... Finished second on team with 546 yards on 109 carries and five touchdowns ... Caught 20 passes for 155 yards and a score ... Added 158 yards on nine kickoff returns ... Starter at tailback for junior season ... Finished season as team leader in all-purpose running with 1,314 yards ... Rushed for team-leading 715 yards and three touchdowns ... Also led squad with 32 catches for 314 yards and two scores ... Returned 17 kickoffs for 285 yards ... Led SEC in kickoff returns during sophomore season ... Brought back kicks for a 26.2 average ... Carried the ball 84 times for 400 yards and three scores ... Caught 11 passes for 122 yards and a score ... Spent freshman season as back-up to George Adams ... Played in seven games ... Gained 108 yards on 21 carries ... Returned three kickoffs for 64 yards ... Holds B.S. in political science.

PERSONAL: Married to Velisia, couple resides in Miami with son, Marc Anthony II (3/18/89) ... Three-time All-State and MVP selection at Bryan Station (Lexington, Ky.) High ... Voted the state's best running back as he rushed for 1,587 yards and 14 touchdowns as senior ... Earned team's 110% Award as he lettered three years at fullback ... Lettered four times in track, earning MVP honors twice ... Member of state champion relay team ... Favorite movie is "Hollywood Shuffle," and favorite television is "Different World" ... Full name is Marc Anthony Logan, born May 9, 1965, in Lexington, Ky.

NFL STATISTICS

YEAR	TEAM	G-S	ATT.	RUSHING			RECEIVING				
				YDS.	AVG.	LG	TD	NO.	YDS.	LG	TD
1987	Cincinnati	3-3	37	203	5.5	51	1	3	14	18	0
1988	Cincinnati	9-0	2	10	5.0	9	0	2	20	17	0
1989	Miami	10-4	57	201	3.5	14	0	5	34	11	0
3-YEAR TOTALS		22-7	96	414	4.3	51	1	10	68	18	0
PLAYOFFS		1-0	0	0	0.0	0	0	0	0	0	0

ADDITIONAL STATS


Special Teams Tackles: 3 in 1987, 7 in 1988, 4 in 1989 for total of 14
Special Teams Touchdowns: 1 blocked punt return vs. Buffalo, 9/10/89; 1 kickoff return at Houston, 10/1/89
Kickoff Returns: 3 for 31 yards, 10.3 avg., long 16 in 1987; 4 for 80 yards, 20.0 avg., long 24 in 1988; 24 for 613 yards, 25.5 avg., long 97t, 1 TD in 1989 for total of 31 for 724 yards, 23.4 avg., long 97t, 1 TD

SINGLE-GAME HIGHS

Most Rushing Yards 103 at Seattle, 10/11/87
 95 vs. San Diego, 10/4/87
Most Rushing Attempts: 16 at Seattle, 10/11/87
 16 vs. New England, 12/10/89

Most Rushing TDs: 1 at Seattle, 10/11/87
Longest Runs: 51 vs. San Diego, 10/4/87
 30 at Seattle, 10/11/87
Most Receptions: 2, four times
Most Receiving Yards: 21 vs. New England, 12/10/89
 20 vs. Pittsburgh, 11/6/88
Longest Receptions: 18 vs. Cleveland, 10/18/87
 17 vs. Pittsburgh, 11/6/88

DAN MARINO



6-4 224 #13
Quarterback
Born: 9/15/61
College: Pittsburgh '83
Acquired: D1, 1983
NFL: Eighth Season
Dolphins: Eighth Season

RUSHING BREAKDOWN						CAREER						
1989												
	GM	NO	YDS	AVG	LG	TD	GM	NO	YDS	AVG	LG	TD
Buf.	1	0	0	0.0	0	0	2	0	0	0.0	0	0
Ind/Bal	1	3	5	1.7	4	0	1	3	5	1.7	4	0
Mia.	-	-	-	-	-	-	-	-	-	-	-	-
New E.	2	24	76	3.2	12	0	3	24	76	3.2	12	0
NY Jets	1	10	52	5.2	14	0	2	10	52	5.2	14	0
AFC East	5	37	133	3.6	14	0	7	37	133	3.6	14	0
Cin.	1	2	4	2.0	2	0	1	2	4	2.0	2	0
Cle.	1	2	10	5.0	6	0	3	9	15	1.7	6	0
Hou.	1	2	4	2.0	3	0	2	3	5	1.7	3	0
Pitt.	-	-	-	-	-	-	1	1	9	9.0	9	0
AFC Cent.	3	6	18	3.0	6	0	7	15	33	2.2	9	0
Den.	-	-	-	-	-	-	-	-	-	-	-	-
K.C.	1	5	17	3.4	12	0	2	5	17	3.4	12	0
LA Raid.	-	-	-	-	-	-	-	-	-	-	-	-
San D.	-	-	-	-	-	-	1	14	95	6.8	51	0
Sea.	-	-	-	-	-	-	1	16	103	6.4	30	1
AFC West	1	5	17	3.4	12	0	4	35	215	6.1	51	1
AFC Total	9	48	168	3.5	14	0	9	87	381	4.4	51	1
Dal.	-	-	-	-	-	-	1	0	0	0.0	0	0
NY Gia.	-	-	-	-	-	-	-	-	-	-	-	-
Phil.	-	-	-	-	-	-	-	-	-	-	-	-
Pho/StL	-	-	-	-	-	-	-	-	-	-	-	-
Wash.	-	-	-	-	-	-	1	0	0	0.0	0	0
NFC East	-	-	-	-	-	-	2	0	0	0.0	0	0
Chi.	-	-	-	-	-	-	-	-	-	-	-	-
Det.	-	-	-	-	-	-	-	-	-	-	-	-
Green B.	1	9	33	3.7	13	0	1	9	33	3.7	13	0
Minn.	-	-	-	-	-	-	-	-	-	-	-	-
Tampa B.	-	-	-	-	-	-	-	-	-	-	-	-
NFC Cent.	1	9	33	3.7	13	0	1	9	33	3.7	13	0
Atl.	-	-	-	-	-	-	-	-	-	-	-	-
LA Rams	-	-	-	-	-	-	-	-	-	-	-	-
New O.	-	-	-	-	-	-	-	-	-	-	-	-
San Fran.	-	-	-	-	-	-	-	-	-	-	-	-
NFC West	-	-	-	-	-	-	-	-	-	-	-	-
NFC Total	1	9	33	3.7	13	0	3	9	33	3.7	13	0
Sept.	3	18	83	4.6	14	0	3	18	83	4.6	14	0
Oct.	4	15	51	3.4	13	0	11	53	255	4.8	51	1
Nov.	-	-	-	-	-	-	4	1	9	9.0	9	0
Dec.	3	24	67	2.8	12	0	4	24	67	2.8	12	0
Games 1-8	7	33	134	4.1	14	0	13	71	338	4.8	51	1
Games 9-16	3	24	67	2.8	12	0	9	25	76	3.0	12	0
Home	6	42	157	3.7	14	0	13	65	267	4.1	51	0
Road	4	15	44	2.9	12	0	9	31	147	4.7	30	1
Wins	5	37	123	3.3	13	0	12	55	246	4.5	30	1
Losses	5	20	78	3.9	14	0	10	41	168	4.1	51	0
Ties	-	-	-	-	-	-	-	-	-	-	-	-
Grass	6	42	157	3.7	14	0	-	-	-	-	-	-
Turf	4	15	44	2.9	12	0	-	-	-	-	-	-
1st Down	10	29	117	4.0	14	0	-	-	-	-	-	-
2nd Down	10	22	70	3.2	8	0	-	-	-	-	-	-
3rd Down	10	5	12	2.4	5	0	-	-	-	-	-	-
4th Down	10	1	2	2.0	2	0	-	-	-	-	-	-
1st Half	10	24	75	3.1	8	0	-	-	-	-	-	-
2nd Half	10	33	126	3.8	14	0	-	-	-	-	-	-
Overtime	1	0	0	0.0	0	0	-	-	-	-	-	-

PRO: 1989 — Entering his eighth season, Marino already ranks among the NFL's all-time, top ranked passers . . . In 1989 was 308-550 for 3,997 yards with 24 touchdowns and 22 interceptions . . . Had a quarterback rating of 76.9, finishing fifth in the AFC and 11th in the NFL in passing . . . Beginning with start of 1984 season (missed last two games of 1983 campaign), has started 92 of Dolphins' last 95 regular season games (only three he missed were replacement games of 1987) . . . Reached the 100 games played plateau on Dec. 3rd at Kansas City . . . Was named AFC Offensive Player of the Week for the week ending September 18th after going 17-28 for 226 yards, three touchdowns (including his 200th career TD pass) and three INTs on September 17th in New England to lead Miami to a 24-10 win over the Patriots . . . Has suffered just 13 sub-50 percent completion percentage games in his 103 regular season games (101 starts), including four games (Dec. 3rd at Kansas City, Oct. 15th at Cincinnati, Oct. 1st at Houston, and Dec. 17th at Indianapolis) in 1989 . . . In his seven year career, he has played 103 games (101 starts) and is 2,174-3,650 for 27,853 yards, 220 touchdowns, and 125 interceptions for a passing efficiency rating of 89.3, which ranks second among the all-time passing leaders, behind Joe Montana's 94.0 rating . . . Reached NFL minimum (1,500 career attempts) mark to qualify for ratings during the 1986 campaign . . . Holds 27 Dolphin team records (tied for three others) and 18 NFL records (tied for four others) . . . This was only third off-season that was surgery-free; others were after the 1988 and 1986 seasons . . . Underwent left knee surgery after each of his four other NFL seasons: 1/6/84 after 1983, 4/3/85 after 1984, 2/7/86 after 1985, and 3/8/88 after 1987 season ('88 operation performed by Olympic ski team physician Dr. Richard Steadman in Lake Tahoe) . . .

RECORD WHEN MARINO'S . . . (regular season)

Thrown 0 Touchdowns:	2-10	Rushed for a Touchdown:	5-0
Thrown 1 Touchdown:	16-10	Not Been Intercepted:	24-8
Thrown 2 Touchdowns:	16-7	Been Intercepted:	38-33
Thrown 3 Touchdowns:	16-10	Played on Grass:	42-22
Thrown 4 Touchdowns:	9-2	Played on Turf:	20-19
Thrown 5 Touchdowns:	3-1	Played in Domes:	6-6
Thrown 6 Touchdowns:	0-1	Played on Monday Night:	9-6
Thrown at least 1 TD:	60-31	Played on Sunday Night:	3-1
Not Been Sacked:	33-21	Played in Prime Time:	12-7
Been Sacked:	29-20		

AMONG NFL LEADERS: In 1989 Marino finished first in the AFC and third in the NFL (behind Don Majkowski's 4,318 yards and Jim Everett's 4,310 yards) in passing yardage (3,997), first in the AFC and second in the NFL (behind Majkowski's 599) in attempts (550), first in the AFC and second in the NFL (behind Majkowski's 353) in completions (308), third in the AFC and sixth in the NFL in touchdown passes (24), and first in the AFC and tied for first in the NFL (with Vinny Testaverde) in interceptions (22) . . . Overall he was the fifth ranked passer in the AFC and 11th in the NFL (76.9) . . . Marino currently ranks in various categories among the all-time NFL leaders,

among the league's overall active quarterbacks, and among the league leaders in his seven seasons (1983-89) in the NFL:

TOP TEN NFL ALL-TIME LEADING PASSERS								
PLAYER	YRS.	ATT.	COMP.	PCT.	YDS.	TD	INT.	RATING
Joe Montana	11	4059	2593	63.9	31,054	216	107	94.0
DAN MARINO	7	3650	2174	59.6	27,853	220	125	89.3
Boomer Esiason	6	2285	1296	56.7	18,350	126	76	87.3
Dave Krieg	10	2843	1644	57.8	20,858	169	116	83.7
Bernie Kosar	5	1940	1134	58.5	13,888	75	47	83.4
Roger Staubach	11	2958	1685	57.0	22,700	153	109	83.4
Ken O'Brien	6	2467	1471	59.6	17,589	96	68	83.0
Jim Kelly	4	1742	1032	59.2	12,901	81	63	82.7
Neil Lomax	8	3153	1817	57.6	22,771	136	90	82.7
Sonny Jurgensen	18	4262	2433	57.1	32,224	255	189	82.6

TOP TEN NFL ACTIVE PASSERS			
PASSES		COMPLETIONS	
Joe Ferguson	4,511 (16)	Joe Montana	2,593 (11)
Ron Jaworski	4,117 (15)	Joe Ferguson	2,367 (16)
Joe Montana	4,059 (11)	Ron Jaworski	2,187 (15)
Steve DeBerg	3,735 (12)	DAN MARINO	2,174 (7)
Phil Simms	3,658 (10)	Steve DeBerg	2,118 (12)
DAN MARINO	3,650 (7)	Tommy Kramer	2,011 (14)
Tommy Kramer	3,648 (13)	Phil Simms	1,980 (10)
Steve Grogan	3,501 (12)	Steve Grogan	1,829 (12)
John Elway	3,070 (7)	John Elway	1,665 (7)
Dave Krieg	2,843 (10)	Dave Krieg	1,644 (10)
PASSING YARDAGE		TD PASSES	
Joe Montana	31,054 (11)	DAN MARINO	220 (7)
Joe Ferguson	29,796 (16)	Joe Montana	216 (12)
Ron Jaworski	28,190 (15)	Joe Ferguson	196 (16)
DAN MARINO	27,853 (7)	Ron Jaworski	179 (15)
Steve Grogan	26,271 (12)	Steve Grogan	178 (12)
Phil Simms	26,235 (10)	Dave Krieg	169 (10)
Steve DeBerg	25,046 (12)	Tommy Kramer	159 (13)
Tommy Kramer	24,775 (13)	Phil Simms	156 (10)
John Elway	21,195 (7)	Steve DeBerg	143 (12)
Dave Krieg	20,858 (10)	Boomer Esiason	126 (6)

() - number of years played

TOP FIVE NFL LEADERS, LAST SEVEN SEASONS (1983-89)			
PASSES		COMPLETIONS	
DAN MARINO, MIA.	3,650	DAN MARINO, MIA.	2,174
John Elway, Den.	3,070	Joe Montana, S.F.	1,880
Joe Montana, S.F.	2,929	John Elway, Den.	1,665
Neil Lomax, Pho.	2,712	Neil Lomax, Pho.	1,589
Phil Simms, Giants	2,675	Dave Krieg, Sea.	1,531
PASSING YARDAGE		TD PASSES	
DAN MARINO, MIA.	27,853	DAN MARINO, MIA.	220
Joe Montana, S.F.	22,985	Joe Montana, S.F.	164
John Elway, Den.	21,195	Dave Krieg, Sea.	160
Phil Simms, Giants	20,140	Neil Lomax, Pho.	127
Neil Lomax, Pho.	19,829	Boomer Esiason, Cin.	126

Although other active quarterbacks might precede him, with 3,650 attempts, Marino needs 51 passes attempted to break into the NFL's all-time Top Twenty list of pass attempts (Jim Plunkett is 20th with 3,701 pass attempts) . . . With 2,174 pass completions, Marino broke into the league's all-time Top Twenty list of completions, and now is in 16th place, trailing Ron Jaworski, who is in 15th place with 2,187 completions . . .

YARDAGE: Marino's 11-yard completion to Mark Duper in the second quarter vs. Cleveland on Oct. 8th put him over 25,000 career yards passing, becoming the 25th player in NFL history to reach the 25,000 yards passing milestone . . . With 27,853 career yards passing, Marino is in 19th place on the NFL all-time career passing yardage list . . . Needs 56 yards to move past Craig Morton into 18th place:

NFL CAREER PASSING YARDAGE LEADERS

1. Fran Tarkenton . . .	47,003 (18)	*11. Joe Ferguson . . .	29,796 (16)
2. Dan Fouts . . .	43,040 (15)	12. Roman Gabriel . . .	29,444 (16)
3. Johnny Unitas . . .	40,239 (18)	13. Len Dawson . . .	28,711 (19)
4. Jim Hart . . .	34,665 (18)	14. Y.A. Tittle . . .	28,339 (15)
5. John Hadl . . .	33,513 (16)	*15. Ron Jaworski . . .	28,190 (15)
6. Ken Anderson . . .	32,838 (16)	16. Terry Bradshaw . . .	27,989 (14)
7. Sonny Jurgensen . . .	32,224 (18)	17. Ken Stabler . . .	27,938 (15)
8. John Brodie . . .	31,548 (16)	18. Craig Morton . . .	27,908 (18)
*9. Joe Montana . . .	31,054 (11)	*19. DAN MARINO . . .	27,853 (7)
10. Norm Snead . . .	30,797 (16)	20. Joe Namath . . .	27,663 (13)

() - number of years played * - active players

With 3,997 yards passing in 1989, Marino missed his fifth 4,000-yard season by three yards . . . However, Marino is the only quarterback in NFL history to have four 4,000-yard seasons, coming in 1984 (5,084 yards), 1985 (4,137), 1986 (4,746), and 1988 (4,434) . . . Dan Fouts (three, 1979-81) is the only other QB to have multiple 4,000-yard seasons . . . Along with Fouts he is the only other QB to pass for 4,000 yards in three straight seasons (1984-86) . . . His 4,000-yard seasons account for four of the 11 leading single season passing yardage totals in NFL history:

NFL SINGLE SEASON PASSING YARDAGE LEADERS

YEAR	PLAYER	YARDS	YEAR	PLAYER	YARDS
1. 1984	DAN MARINO, MIA.	5,084	6. 1983	Lynn Dickey, G.B.	4,458
2. 1981	Dan Fouts, S.D.	4,802	7. 1988	DAN MARINO, MIA.	4,434
3. 1986	DAN MARINO, MIA.	4,746	8. 1983	Bill Kenney, K.C.	4,348
4. 1980	Dan Fouts, S.D.	4,715	9. 1989	Don Majkowski, G.B.	4,318
5. 1984	Neil Lomax, St. L.	4,614	10. 1989	Jim Everett, Rams	4,310
			11. 1985	DAN MARINO, MIA.	4,137

Marino went over the 3,000-yard passing mark on Dec. 3rd at Kansas City and now has six 3,000-yard seasons to his credit (1984-89) in only seven years, and along with Joe Montana (1981, 1983-85, 1987, 1989) tied Fouts' NFL record of six 3,000-yard seasons (1979-81, 1984-86) . . . Threw for 400+ yards once in 1989, accumulating 427 yards passing against the Jets Sept. 24th, the most yards passing by an AFC quarterback in 1989 . . . With that game, Marino now has ten career 400-yard games, an NFL record, and the Dolphins are 6-4 in those ten games . . . Marino threw for 300 or more yards five times in 1989: Dec. 24th vs. Kansas City (339 yards), Dec. 10th vs. New England (300 yards), Nov. 12th at N.Y. Jets (359 yards), Oct. 22nd vs. Green Bay (333 yards), and on Sept. 24th vs. the Jets (427 yards) . . . Marino's five 300-yard games tied him for second with Washington's Mark Rypien for the most 300-yard games in the NFL in 1989, surpassed only by Green Bay's Don Majkowski, who had six 300-yard games . . . With those five games, Marino now has 37 career 300-yard games, trailing only Dan Fouts' career total of 51 300-yard games, and the Dolphins are 24-13 in Marino's 37 career 300-yard games . . . Owns nine of top ten and 32 of top 37 passing yardage games in Dolphin history . . .

TOUCHDOWN PASSES: Marino cracked the NFL's all-time Top Twenty for career TD passes in 1988 and with 220 touchdowns passes is in sole possession of eighth place on the all-time TD list . . . Needs 17 TD tosses to pass George Blanda, who is in seventh place with 236 TD passes:

NFL LEADERS, CAREER TOUCHDOWN PASSES

1. Fran Tarkenton . . .	342 (18)	11. Terry Bradshaw . . .	212 (14)
2. Johnny Unitas . . .	290 (18)	Y.A. Tittle . . .	212 (15)
3. Sonny Jurgensen . . .	255 (18)	13. Jim Hart . . .	209 (18)
4. Dan Fouts . . .	254 (15)	14. Roman Gabriel . . .	201 (16)
5. John Hadl . . .	244 (16)	15. Ken Anderson . . .	197 (16)
6. Len Dawson . . .	239 (19)	*16. Joe Ferguson . . .	196 (16)
7. George Blanda . . .	236 (26)	Bobby Layne . . .	196 (15)
*8. DAN MARINO . . .	220 (7)	Norm Snead . . .	196 (16)
*9. Joe Montana . . .	216 (11)	19. Ken Stabler . . .	194 (15)
10. John Brodie . . .	214 (16)	20. Bob Griese . . .	192 (14)

() - number of years played * - active players

MARINO'S 220 CAREER TOUCHDOWN PASSES

BY TARGETS

(20 different individuals)

Mark Clayton	62	James Pruitt	5
Mark Duper	38	Ron Davenport	4
Nat Moore	24	Fred Banks	4
Jim Jensen	16	Andre Brown	4
Bruce Hardy	16	Woody Bennett	2
Dan Johnson	14	Jimmy Cefalo	2
Joe Rose	8	Troy Stradford	2
Lorenzo Hampton	6	Scott Schwedes	1
Ferrell Edmunds	5	Vince Heflin	1
Tony Nathan	5	David Overstreet	1

BY QUARTERS

FIRST: 38 SECOND: 78 THIRD: 58 FOURTH: 45 OVERTIME: 1

BY LENGTH

LENGTH	1989	1988	1987	1986	1985	1984	1983	TOTAL
1-9 Yards	9	14	11	19	12	18	7	90
10-19 Yards	7	4	5	6	7	13	5	47
20-29 Yards	1	5	5	9	4	5	4	33
30-39 Yards	1	3	2	3	1	5	0	15
40-49 Yards	3	1	1	3	2	2	1	13
50-59 Yards	0	0	2	1	1	0	0	4
60-69 Yards	2	0	0	2	3	3	2	12
70-79 Yards	1	0	0	0	0	1	0	2
80-89 Yards	0	1	0	1	0	1	1	4
90-99 Yards	0	0	0	0	0	0	0	0
TOTALS	24	28	26	44	30	48	20	220

BY STADIUM

Orange Bowl	68	Anaheim	5	Candlestick	2
Joe Robbie	44	Superdome	4	Three Rivers	2
Giants	16	Busch	3	Texas	2
Foxboro	12	Mile High	3	Silverdome	2
Hoosier Dome	11	Veterans	3	Cleveland	2
Rich	10	Shea	3	Tampa	2
RFK	5	L.A. Coliseum	3	Astrodome	1
Jack Murphy	5	Arrowhead	3	Riverfront	1
Lambeau	5	Memorial	2	Soldier	1

NOTE: Dan Marino has thrown at least one regular season touchdown pass in every current NFL stadium which he has visited . . . Marino has not played a regular-season game at Fulton County Stadium, the Metrodome, Sun Devil Stadium, or the Kingdome . . . In addition, in post-season play, he has 12 TD passes in the Orange Bowl and one TD pass at Stanford Stadium.

Through his first seven seasons, Marino has averaged 31.43 touchdown passes per season and 2.14 TD passes per game . . . If he should reach his season average in 1990, Marino would move into fifth place among the all-time career touchdown passing leaders . . . At his current pace, Marino would become the NFL's all-time TD pass leader with 343 TD passes in the 15th game of the 1993 season, just ahead of all-time leader Fran Tarkenton (342) . . . Of all the QBs in the Top Twenty, Marino has played the fewest number of years . . . Marino threw at least one touchdown pass in 12 of his 16 games in 1989 and now has thrown at least one TD pass in 91 of his 103 regular-season games (97 of 109 overall) and 59 of his last 67, as well as in each of his six playoff games:

MARINO'S GAMES WITH AT LEAST ONE TD PASS

YEAR	REG. SEASON	PLAYOFFS	OVERALL
1983	10 of 11	1 of 1	11 of 12
1984	16 of 16	3 of 3	19 of 19
1985	13 of 16	2 of 2	15 of 18
1986	16 of 16	—	16 of 16
1987	11 of 12	—	11 of 12
1988	13 of 16	—	13 of 16
1989	12 of 16	—	12 of 16
TOTALS	91 of 103	6 of 6	97 of 109

The Dolphins won only two of the 12 regular season games in which Marino failed to throw a touchdown pass, with both victories coming in 1989 (Oct. 15th at Cincinnati and December 10th vs. Patriots), when they won two of the four games during the season when he failed to throw a TD pass . . . His 10-yard touchdown pass to Jim Jensen with 7:15 elapsed in the second quarter on September 17th at New England was the 200th career TD pass of his career, and he became the 13th player in NFL history to throw 200 TD passes . . . He reached that plateau faster than any quarterback in NFL history; Johnny Unitas, the former record-holder, threw for his 200th touchdown in the 121st game of his career, while Marino threw his 200th career TD pass in but his 39th career game (covering 3,152 pass attempts) . . .

GAMES NEEDED FOR 200 TD PASSES

	FIRST SEASON	DATE BORN	DATE TO REACH 200 TD	GAMES TO REACH 200 TD	PASSES TO REACH 200 TD	CAREER TD PASSES
DAN MARINO	1983	9/15/61	9/17/89	89	3,152	220
Johnny Unitas	1956	5/7/33	10/31/65	121	*3,040	290
Fran Tarkenton	1961	2/3/40	11/29/70	137	*3,329	342
Joe Montana	1979	6/11/56	10/8/89	143	3,835	218
Dan Fouts	1973	6/10/51	11/18/84	143	4,245	254
John Hadl	1962	2/15/40	12/3/72	152	*3,558	244
Len Dawson	1957	6/20/35	10/18/71	153	*2,756	239
Sonny Jurgensen	1957	8/23/34	10/26/69	156	*3,239	255
Terry Bradshaw	1970	9/2/48	11/21/82	161	3,737	212
Y.A. Tittle	1950	10/24/26	12/15/63	164	*3,517	212
Roman Gabriel	1962	8/5/40	11/21/76	167	4,406	201
John Brodie	1957	8/14/35	12/19/71	180	*4,170	214
Jim Hart	1966	4/29/44	10/25/80	187	4,879	209
George Blanda	1949	9/17/27	9/10/66	202	*3,526	236

Marino did not pass for four touchdowns in any game in 1989, but his 16 career four-TD games is only one shy of Unitas' NFL record of 17 . . . Marino has thrown four touchdown pass games, and Miami is 12-4 in those 16 contests . . . He has thrown three or more touchdowns in 42 games (including five games of three touchdown passes in 1989) and Miami is 28-14 in those contests . . . Marino has thrown for 20 or more touchdowns in each of his seven professional seasons . . . He is the only quarterback to pass for 30-plus touchdowns in three different seasons, and he did it in three straight years (1984-86) . . . He is the only QB to throw 40 or more TDs in two different seasons (1984, 1986) . . . Holds NFL record for most consecutive games with four or more touchdown passes (four in 1984) . . .

INTERCEPTIONS: Threw 22 interceptions in 1989, and his +2 touchdown to interception differential (24 TD passes, 22 interceptions) was the lowest of his career . . . Had three games in 1989 without throwing an interception (Nov. 26th vs. Pittsburgh, Nov. 19th at Dallas and Nov. 5th vs. the Colts) and Miami went 2-1 in those three games . . . For his career, he has not thrown an interception in 32 games, and the Dolphins are 24-8 in those 32 games in which he was not intercepted . . .

SACKS: Marino was sacked an NFL-low ten times in 1989 for a total of 86 yards in losses, twice by the Chiefs on Dec. 24th, twice by the Colts on Dec. 17th in Indianapolis, twice by the Cowboys on Nov. 19th in Dallas, twice by the Jets on Nov. 12th in New Jersey, and twice by the Bills on Oct. 29th in Buffalo . . . When the Bills' NT Jeff Wright tackled Marino for an 11-yard loss on Oct. 29th, it stopped the Dolphins' NFL record of 19 consecutive games (the last 12 games in 1988 and the first seven in 1989) without allowing a quarterback sack, covering 775 total passes, including 759 attempts by Marino (as well as 11 by Ron Jaworski, three by Scott Secules, and one by Troy Stradford and Jim Jensen) . . . The last time Marino had been sacked prior to the Bills game was on September 25, 1988 at Indianapolis, when he was sacked by Duane Bickett of the Colts in the third quarter of that game . . .

RUSHING: Had two rushing touchdowns in 1989, on Oct. 15th at Cincinnati and on Dec. 10th vs. New England . . . They were the fourth and fifth rushing TDs of his career, and the Dolphins are 5-0 in those games . . . His TD against the Bengals came on a one-yard bootleg with 6:42 elapsed in the third quarter . . . It was his first rushing touchdown since December 7, 1987 vs. the Jets in Miami . . . His touchdown vs. the Patriots came on a one-yard run . . .

NFL RECORDS: In addition to above records for yardage and touchdowns, Marino holds NFL single season records for attempts (623 in 1986), completions (378 in 1986), yards (5,084 in 1984), and touchdowns (48 in 1984) . . . Having led the NFL in attempts in 1984, 1986, and 1988, should he lead the league in attempts this season, he would join only three others (Sammy Baugh, Johnny Unitas, George Blanda) who have led the NFL in that category four times . . . Having led the NFL in completions from 1984-86 and 1988, if he does so again he would join Sammy Baugh as the only players to have led the NFL in that category in five seasons . . . Marino and Blanda (1963-65) are the only QBs to lead the NFL in completions three consecutive years . . . Having led the NFL in passing yards from 1984-86 and 1988, should he lead the league in that category, he would join Sonny Jurgensen as the only players to have led the NFL in passing yards in five seasons, and only Fouts (1979-82) has led the league longer consecutively in yardage (four seasons) . . . Having led the NFL in touchdown passes from 1984-86, if Marino does so again, he would join only two others (Johnny Unitas, Len Dawson) who have led the league in that category in four seasons, and only Unitas (1957-60) has led the NFL in TDs longer consecutively (four seasons) . . .

DOLPHIN RECORDS: In 1989, Marino (who already held the Dolphin team record for touchdown passes entering the season) broke Bob Griese's club career records for attempts, completions, and yards, while remaining 47 interceptions shy of that team record:

MARINO'S MIAMI DOLPHIN CAREER RECORDS

TD PASSES	YARDS	ATTEMPTS	COMPLETIONS	INTERCEPTIONS
220 Marino	27,853 Marino	3,650 Marino	2,174 Marino	172 Griese
192 Griese	25,092 Griese	3,429 Griese	1,926 Griese	125 Marino

On Sept. 24th against the Jets Marino broke Griese's team record of 1,926 completions and in Oct. 8th game vs. Browns his 20-yard pass to Fred Banks in overtime broke Griese's team record of 25,092 career passing yards . . . Griese played 14 NFL seasons (1967-80), while Marino completed his seventh year in the league (1983-89) . . . Marino also holds team career records for highest passer rating, highest completion percentage, and most 300-yard and 400-yard games . . .

HONORS: Marino won the Dolphins' Most Valuable Player Award in 1989 in balloting of South Florida media for the seventh straight year . . . Marino passed Bob Griese, who won that award six times (1967-68, 1970-71, 1974, 1977), and no Dolphin besides Marino has ever won more than two consecutive MVP awards . . . Marino also was voted the Dolphins' Outstanding Offensive Back by the media for the seventh consecutive year, surpassing the team high set by Larry Csonka (1970-74, 1979), who had won that award six times . . . Did not make the Pro Bowl for the second straight year after having been named to the Pro Bowl in each of his first five seasons in the league (four as a starter), but playing in only one (after 1984 season) . . . Remains tied with four others (Csonka, Warfield, Scott, Baumhower) for second-most Pro Bowl years (five) by a Dolphin; record is six by Griese, Langer, Kuechenberg, and Stephenson . . . Also remains tied with Stephenson for second-most Pro Bowl starts (four) by a Dolphin; Langer is first with five . . .

GAME HIGHLIGHTS - VS. CHIEFS (DEC. 24): Was 28-47 for 339 yards, three touchdowns, one interception . . . His 47 attempts and 28 completions were his second highest figures in 1989, while his 339 yards passing was his third highest single game total of '89 . . . It was Marino's fifth game of 1989 and the 37th of his career passing for 300 or more yards and he also became the first quarterback to throw for 300 or more yards in a game against the Chiefs in their last 33 contests . . . It was the fifth time in 1989 he had three touchdown passes . . . Was sacked twice (the ninth and tenth times he was sacked in 1989) for a total of twenty yards in losses . . .

AT COLTS (DEC. 17): Was 15-33 for 150 yards, no touchdowns, and one interception . . . Was sacked twice for a total loss of 18 yards . . . It was only the 13th time he has had a sub-50 percent completion percentage game in his career, but it was his fourth such game of 1989 . . . It also was the fourth time in '89 and the 12th time in his career he has not thrown a touchdown pass . . . The loss left Marino with a 10-4 record against the Colts, including a 5-2 mark on the road, and in his career against the Colts Marino has thrown 26 TDs against only six interceptions . . .

VS. PATRIOTS (DEC. 10): Was 21-32 for 300 yards, no touchdowns, and one interception . . . Also had a one-yard run for a touchdown, his second rushing touchdown of 1989 and the fifth of his career . . . It was the Dolphins' second win ever in games Marino has been held without a TD pass . . . It also was the first time in Marino's career that he has thrown for 300 or more yards without throwing a touchdown pass . . .

AT CHIEFS (DEC. 3): After going 4-13 for 42 yards in the first half, Marino finished with totals of 18-37 for 218 yards, three touchdowns, and one INT . . . His first completion of the game put him over 3,000 yards passing for the season, tying him with Dan Fouts' NFL record of six seasons with 3,000 or more passing yards . . . His first TD pass of the game was the 215th TD pass of his career to move him past John Brodie into sole possession of eighth place on the NFL's all-time touchdown pass list . . .

VS. STEELERS (NOV. 26): Was 8-16 for 128 yards, one touchdown, and no interceptions . . . His eight completions and his 16 pass attempts both are the lowest single game figures of his career . . . His 128 yards passing was the fourth lowest single game total of his career . . . Suffered a contusion of his right AC joint (located in the shoulder) in the second quarter on a hit by Carnell Lake on a screen pass to Mark Clayton with 13:09 left in the second quarter, forcing him to leave the game for good with seven minutes left in the third quarter . . . It was the first time Marino was forced to leave a game due to an injury since he suffered a left knee sprain in the fourth quarter at Houston on December 4, 1983 . . . His one touchdown was a 66-yard TD pass to Mark Clayton in the first quarter, his second longest completion of the season . . . It was one of three games in 1989 when Marino did not throw an interception, and it was the only time in 1989 the Dolphins lost a game in which he was not intercepted . . .

AT COWBOYS (NOV. 19): Was 21-36 for 255 yards with one touchdown pass and no interceptions . . . Was sacked twice for 17 yards . . . His one touchdown pass came on a 48-yard "Hail Mary" TD pass to Andre Brown on the last play of the first half, the second "Hail Mary" TD pass he threw at the end of a half in 1989 (the other was a 13-yard TD pass to Fred Banks on the last play of the first half against the Jets on Sept. 24th) . . .

AT JETS (NOV. 12): Was 18-34 for 359 yards, three touchdowns, two interceptions, and two sacks (for losses of 15 yards) . . . In the third quarter alone in that game he was 6-10 for 195 yards and two touchdowns . . . With the Dolphins trailing 20-3, Marino then led four touchdown drives that covered a total of 251 yards, taking only a total of 13 plays and 2:43 in elapsed time to give the Dolphins a 1-20 lead . . . One of those touchdowns was a 78-yard touchdown pass to Mark Clayton, Marino's longest completion of 1989, his longest since he threw an 80-yard TD pass to Ferrell Edmunds on November 27, 1988 at the Jets, and the fifth longest completion of his career . . . Has thrown for three or more touchdowns in nine of his 12 career games vs. the Jets . . . Marino's 15th pass attempt vs. the Jets was his 3,430th career attempt, breaking Bob Griese's Dolphin record for most career pass attempts . . .

VS. COLTS (NOV. 5): Was 14-26 for 149 yards, two touchdowns and no interceptions . . . His 26 attempts and his 149 yards passing were his fewest attempts and his fewest yards passing in a Dolphin win since December 22, 1985 in a 28-0 win vs. Buffalo when he had 24 attempts and passed for 136 yards . . . He did not throw an interception for the first time in 1989, breaking a streak of 11 consecutive games in which he had thrown an INT (his previous game without an interception had been Nov. 7, 1988 at the New York Jets) . . .

AT BILLS (OCT. 29): Was 20-36 for 255 yards, one touchdown and three interceptions . . . Was sacked twice by the Bills, with his first sack, by Jeff Wright in the second quarter after he had thrown nine passes, ending Marino's string of going 19 consecutive games (covering 775 total passes, including 759 attempts by Marino) without a sack . . .

VS. PACKERS (OCT. 22): Was 24-37 for 333 yards, two touchdowns and two interceptions . . . After Packers tied score 20-20 with 53 seconds left in game, Marino went 3-4 (with his only completion coming to intentionally stop clock) to move club 53 yards in 47 seconds to set up Pete Stoyanovich's game-winning field goal with six seconds left in game . . . Had a 61-yard completion to Fred Banks, Marino's third longest completion of the year . . .

AT BENGALS (OCT. 15): Was 16-33 for 266 yards, no touchdowns, and one interception . . . It was the first time the Dolphins won a game when Marino was held without a touchdown pass, having lost all nine previous games in which Marino failed to throw a TD pass . . . It also was only the 11th time he has had a sub-50 percent completion percentage game in his career . . . However, he did rush for a touchdown against the Bengals, scoring on a one-yard bootleg with 6:42 elapsed in the third quarter to pull the Dolphins to within 13-10 . . . It was his first rushing touchdown since December 7, 1987 vs. the Jets and his fourth career rushing TD . . .

VS. BROWNS (OCT. 8): Was 19-33 for 234 yards on Oct. 8th vs. Cleveland, with one touchdown and one INT . . . His 11-yard pass to Mark Duper in his first possession in the third quarter made Marino the 25th QB in NFL history to throw for over 25,000 yards in his career . . . His final pass of the game, a 20-yard toss to Fred Banks with 11:01 left in overtime, gave him 25,101 career yards passing, breaking Bob Griese's team record of 25,092 career passing yards . . .

AT OILERS (OCT. 1): Suffered one of worst games of his career . . . Was 11-29 (37.9%) for 103 yards, no touchdowns and two interceptions . . . His 103 yards passing were his lowest total since becoming a starter and the second lowest total of his career, surpassed only by his 90 yards passing at the L.A. Raiders on September 19, 1983, when he made his NFL debut in a relief role off the bench . . . His 37.9% completion rate was the second lowest of his career, surpassed only by his 37.8% ratio at New England on November 13, 1983 . . . 11 completions matched his third lowest single game total . . .

VS. JETS (SEPT. 24): Was 33-55 (60%) for 427 yards, three touchdowns, and two interceptions . . . His second interception, by the Jets' James Hasty with 2:49 left in game and the score tied 33-33, set up New York's final touchdown drive . . . Marino's long pass play of the game was a 43-yard "Hail Mary" touchdown pass to Fred Banks on the last play of the first half to give the Dolphins a 20-12 lead . . . His 33 completions were the fourth highest single game total in his career, his 55 attempts were his third best, and his 427 yards were the fifth best single game total of his career . . .

AT PATRIOTS (SEPT. 17): Was 17-28 (60.7%) for 226 yards, three touchdowns and three interceptions . . . His third TD pass in that contest, a 10-yard TD pass to Jim Jensen with 7:15 elapsed in the second quarter, was his 200th career TD pass, and he became the youngest QB to reach 200 touchdown passes . . . As a result of his performance vs. the Patriots, he was named AFC Offensive Player of the Week for the week ending September 18th . . .

VS. BILLS (SEPT. 10): Was 25-38 (65.8%) for 255 yards, one touchdown and two interceptions . . . His second interception of the game came with 1:44 left in the contest with Miami ahead 24-20 when his pass for Mark Duper on third-and-eight was picked off by Nate Odomes and returned to the Bills' 49 yard line, setting up the Bills' game-winning drive that culminated with Jim Kelly's two-yard TD run on the last play of the game to give the Bills a stunning 27-24 win.

1988 — Was 354-606 for 4,434 yards with 28 touchdowns and 23 interceptions . . . Was sacked six times for 31 yards lost . . . Had a passing efficiency rating of 80.8, finishing fifth in the AFC and tenth in the NFL in passing . . . Led the NFL in attempts (606), completions (354), and yards (4,434), and finished tied for second in the NFL (and tied for first in the AFC with Cincinnati's Boomer Esiason) in touchdown passes (28), behind the Rams' Jim Everett (31) . . . Also finished second in the NFL (and first in the AFC) in interceptions (23), behind Tampa Bay's Vinny Testaverde (35) . . . Threw for over 400 yards twice (521 yards vs. Jets on October 23rd and 404 yards vs. Cleveland on Monday, December 12th), and his 521 yards passing vs. Jets on October 23rd was the high yardage figure by a QB in 1988 and not only was a new Dolphin single game record, but it also was the second highest single game passing yardage total by a QB in NFL history:

TOP FIVE PASSING YARDAGE GAMES IN NFL HISTORY					
PLAYER	ATT-COM	YARDS	TDs	RESULT/OPPONENT	DATE
Norm Van Brocklin, Rams	41-27	554	5 TDs	Won vs. NY Yanks	9/28/51
DAN MARINO, MIAMI	60-35	521	3 TDs	Lost vs. NY Jets	10/23/88
Phil Simms, Giants	62-40	513	1 TD	Lost vs. Cin.	10/13/85
Vince Ferragamo, Rams	46-30	509	3 TDs	Lost vs. Chi.	12/26/82
Y.A. Tittle, Giants	39-27	505	7 TDs	Won vs. Wash.	10/29/62

In that October 23rd game vs. the Jets Marino also set a team record with 60 attempts (completing 35) and tied a team record with five interceptions . . . It was his first-ever game of five interceptions; his previous high had been four interceptions, twice (vs. San Francisco on November 28, 1986, and vs. Atlanta on November 30, 1986) . . .

Had two games of four or more touchdown passes: November 27th at Jets (five TD passes) and December 12th vs. Cleveland (four TDs) . . . His five-TD game at the Jets was the fifth five-plus TD game of his career and his first since December 14, 1986 . . . Marino's first TD pass on December 12th vs. Cleveland was his 193rd career TD pass, breaking Bob Griese's Dolphin team record of 192 career touchdown passes . . .

Had a ratio of one sack every 101 pass attempts (606 attempts/six sacks) . . . Was not sacked in his last 12 games, with his last sack coming on September 25th at Indianapolis . . . Carried ball 20 times for -17 yards . . . Made the first opposition fumble recovery of his career on December 12th vs. Cleveland . . . Had three sub-50 percent completion percentage games (September 4th at Chicago, October 9th at the Raiders, and November 27th at the Jets) . . .

Became the 45th quarterback in NFL history to go over 20,000 career yards passing, reaching that milestone September 18th vs. Green Bay . . . With his 4,434 yards passing, Marino went over 4,000 yards in a season for the fourth time . . . Enjoyed the finest game percentage wise (81.3) of his career on December 4th vs. Indianapolis, hitting on 26 of 32 passes for 304 yards and three TDs with only one interception . . .

Threw an 80-yard touchdown pass to tight end Ferrell Edmunds at the Jets on November 27th, the longest pass play of the season and tied for the fourth longest pass play in Dolphin history . . . On September 25th at Indianapolis Marino was sacked four times for only the third time in his career . . . Against Bears at Chicago on September 4th, had career low nine completions, while his 113 yards passing was the third lowest figure of his career.

1987 — Led AFC in attempts (444) and completions (263) . . . Was second in NFL in attempts behind Neil Lomax (463) and third in completions behind Lomax and Montana (266) . . . Finished second in AFC in passing with 89.2 rating behind Bernie Kosar (95.4) . . . Placed fourth in league passing rating . . . Was behind Boomer Esiason (3,321) in AFC passing yards with 3,245 yards . . . Led AFC in touchdowns with 26 (Montana topped league with 31) . . . Did not play in three replacement games, breaking his string of 50 straight starts . . . Had a streak of 30 consecutive games with at least one TD pass broken at Buffalo on November 29th, marking the end of the second-longest string in NFL history behind Johnny Unitas' 47 straight games with a TD pass.

1986 — Led AFC in passing (92.5); second in league to Tommy Kramer (92.6) . . . Only QB in league to throw TD pass in every game in '86 . . . Threw for 4,746 yards, third-highest total in NFL history . . . Threw 44 TDs in '86, second-highest total ever behind his own 48 . . . At one point, had 103 straight pass attempts without interception . . . Was named AFC offensive player of the week following week 15 (OT win over Rams in Anaheim) when he hit on 29 of 46 for 403 yards and five TDs, including 20-yard toss to Mark Duper in OT for the win . . . Tabbed AFC's player of the month for November when in five games he completed 122 of 198 (61.6%) for 1,510 yards (302 per-game average) and 16 TDs . . . Had longest pass completion in league (85 yards for TD to Duper vs. Houston, 11/2/86) . . . Tied team record, set personal high with six TD passes versus Jets (9/21/86) . . . With his second touchdown pass on September 7th at San Diego, he set an NFL record for 100 career TD passes in the fewest amount of games to start a career, reaching that milestone in his 44th contest, breaking the previous mark (53 games) held by Johnny Unitas . . . Went over 15,000 yards passing in career versus Atlanta (11/30/86) . . . For first time in career, threw four INTs in a game; did it twice, vs. 49ers (9/28) and Atlanta (11/30).

1985 — Finished fourth in AFC in passing; fifth in league . . . Led league in yards (4,137), completions (336) and touchdowns (30) . . . Was second in AFC in attempts behind John Elway (605) . . . Threw for over 300 yards six times; Dolphins won all six games . . . Was 45 of 93 for 486 yards, three TDs and three INTs in two playoff games.

1985 — Finished fourth in AFC in passing; fifth in league . . . Led league in yards (4,137), completions (336) and touchdowns (30) . . . Was second in AFC in attempts behind John Elway (605) . . . Threw for over 300 yards six times; Dolphins won all six games . . . Was 45 of 93 for 486 yards, three TDs and three INTs in two playoff games.

1985 — Finished fourth in AFC in passing; fifth in league . . . Led league in yards (4,137), completions (336) and touchdowns (30) . . . Was second in AFC in attempts behind John Elway (605) . . . Threw for over 300 yards six times; Dolphins won all six games . . . Was 45 of 93 for 486 yards, three TDs and three INTs in two playoff games.

1985 — Finished fourth in AFC in passing; fifth in league . . . Led league in yards (4,137), completions (336) and touchdowns (30) . . . Was second in AFC in attempts behind John Elway (605) . . . Threw for over 300 yards six times; Dolphins won all six games . . . Was 45 of 93 for 486 yards, three TDs and three INTs in two playoff games.

1985 — Finished fourth in AFC in passing; fifth in league . . . Led league in yards (4,137), completions (336) and touchdowns (30) . . . Was second in AFC in attempts behind John Elway (605) . . . Threw for over 300 yards six times; Dolphins won all six games . . . Was 45 of 93 for 486 yards, three TDs and three INTs in two playoff games.

1985 — Finished fourth in AFC in passing; fifth in league . . . Led league in yards (4,137), completions (336) and touchdowns (30) . . . Was second in AFC in attempts behind John Elway (605) . . . Threw for over 300 yards six times; Dolphins won all six games . . . Was 45 of 93 for 486 yards, three TDs and three INTs in two playoff games.

1984 — Had sensational season in '84; named in nationwide poll by CBS and The New York Times as most popular pro football player in America despite second-year status ... Led NFL in attempts (564), completions (362), yards (5,084), average gain per pass attempt (9.0), percentage of TDs per attempt (8.5), TDs (48) and rating (108.9) ... His yards, TDs and completions were new NFL records ... Threw four TDs versus Patriots (10/21/84), breaking Bob Griese's single-season team record for TD passes in just eight games ... In game number nine, broke Griese's seasonal team mark for passing yards that was set in '68 ... Set AFC Championship Game records by throwing for 421 yards and four TDs in 45-28 win over Pittsburgh on 1/6/85 ... In Super Bowl XIX, completed 29 of 50 for 318 yards and one TD.

1983 — Enjoyed unparalleled success for first-year QB in '83 ... Named Rookie of the Year and was first rookie QB named to start in Pro Bowl ... Amazingly, accumulated all stats and honors despite playing only the equivalent of 10 games ... Miniscule interception rate of 2.0 shattered Griese's '71 team record of 3.4 ... Led AFC in passing with 96.0 rating; first rookie QB since 1970 league merger to lead a conference in passing (fifth in NFL history) ... Third in league behind Steve Bartkowski (97.6) and Joe Theismann (97.0) ... Tied for fourth in AFC in TDs with 20 ... In relief appearance against Raiders (9/18/83), engineered TD drives on first two possessions as an NFL quarterback ... Made first start in overtime loss to Buffalo (10/9/83) and was 19 of 29 for 322 yards and three TDs ... At one point, threw 95 passes without an INT and tossed just three in 242 attempts ... First play as an NFL QB was a sideline pass completion thrown to Duper for nine yards versus the Raiders (9/18/83) ... Marino's first NFL TD came at the end of his first drive in the league: a six-yarder to TE Joe Rose ... Marino's first NFL INT came a week later (10/2/83) in New Orleans as Reggie Lewis returned it 27 yards for a TD ... Suffered left knee sprain in fourth quarter at Houston (12/4/83) and missed last two regular-season games (Strock quarterbacked Dolphins to wins in both) ... With knee brace, returned to complete 15 of 25 in playoff loss to Seattle ... First-round draft choice (27th overall and sixth QB, behind John Elway, Todd Blackledge, Jim Kelly, Tony Eason, and Ken O'Brien) of Miami in 1983.

COLLEGE: Had record-setting career at University of Pittsburgh from 1979-82 ... In four seasons at Pitt, completed 693 of 1,204 passes (57.5) for 8,597 yards, 79 touchdowns and 69 interceptions ... Is Panthers' record-holder in passing yards for season (2,876 in 1981) and career (8,597); in passes attempted and completed for season (226 of 380 in 1981) and career (693 of 1,204); and in touchdown passes for season (37 in 1981) and career (79) ... Is also school's all-time total offense leader with 8,290 yards compared to 6,526 of runner-up Tony Dorsett ... Along with Dorsett, Hugh Green (Dolphins) and Bill Fralic (Atlanta) is one of only four players to have Pitt jersey retired ... On NCAA all-time lists, ranks fifth in passing yardage fourth in completions and fourth in TD passes ... During tenure at hometown school, Panthers posted records of 11-1, 11-1, 11-1 and 9-3, including four bowl appearances (Fiesta, Gator, Sugar and Cotton) ... In senior season, stats show 221 completions in 378 attempts (58.4) for 2,432 yards, 17 TDs and 23 interceptions, including Pitt's 7-3 Cotton Bowl loss to SMU ... Earned All-America honors as a junior and finished fourth in Heisman Trophy balloting ... Connected on 226 of 380 attempts (59.5) for 2,876 yards, 37 touchdowns and 23 interceptions ... Was MVP at Sugar Bowl that year for second-ranked Panthers, completing 26 passes for 261 yards and three TDs in 24-20 edging of Georgia ... Led Pitt to Gator Bowl in 1980, completing 116 of 224 throws (51.8) for 1,609 yards, 15 TDs and 14 interceptions ... Became starter midway through freshman season of '79, hitting on 130 of 222 passes (58.6) for 1,680 yards, 10 scores and nine pick-offs ... Suffered knee injury versus West Virginia that season, missing three games and later requiring off-season surgery ... Has B.A. in communications.

PERSONAL: Married to Claire (1/30/85), Marino and his wife have three children, Daniel Charles (9/4/86), Michael Joseph (5/18/88), and Joseph Donald (7/26/89) and reside in Fort Lauderdale ... An outstanding golfer ... Teamed with golf pro Dan Pohl to win the championship at the AT&T Pebble Beach National ProAm in February 1988, at

Pebble Beach, Calif. ... Has appeared on the cover of every national sports publication at least once ... Ran a football clinic in London in 1985 with Don Strock ... Sponsors an annual golf tournament in May in Pittsburgh for the benefit of the Leukemia fund ... Had his neighborhood field in Pittsburgh named Dan Marino Field in March, 1990 ... Very active in the National Italian-American Hall of Fame's Miami chapter, organizing annual golf tournament for charity ... Was the number-one selection in the inaugural United States Football League draft, being chosen by the Los Angeles Express ... Had been a fourth-round choice of baseball's Kansas City Royals in 1979 ... Attended Central Catholic High School in Pittsburgh, lettering in football and baseball ... Full name is Daniel Constantine Marino, Jr., born Sept. 15, 1961, in Pittsburgh.

NFL STATISTICS

YEAR	TEAM	G-S	ATT.	COMP.	YDS.	PCT.	TD	INT.	LG	TKLD.	RATE
1983	Miami	11-9	296	173	2210	58.4	20	6	85t	10/80	96.0
1984	Miami	16-16	564	362	5084	64.2	48	17	80t	13/120	108.9
1985	Miami	16-16	567	336	4137	59.3	30	21	73	18/157	84.1
1986	Miami	16-16	623	378	4746	60.7	44	23	85t	17/119	92.5
1987	Miami	12-12	444	263	3245	59.2	26	13	59t	9/77	89.2
1988	Miami	16-16	606	354	4434	58.4	28	23	80t	6/31	80.8
1989	Miami	16-16	550	308	3997	56.0	24	22	78t	10/86	76.9
7-YEAR TOTALS		103-101	3650	2174	27853	59.6	220	125	85t	83/670	89.3
PLAYOFFS		6-6	234	131	1680	55.9	13	10	41t	5/43	79.4

ADDITIONAL STATS

Rushing: 28 for 45 yards, 1.6 avg., long 15, 2 TDs in 1983; 28 for -7 yards, -.3 avg., long 10 in 1984; 26 for -24 yards, -.9 avg., long 2 in 1985; 12 for -3 yards, -.3 avg., long 13 in 1986; 12 for -5 yards, -.4 avg., long 5t, 1 TD in 1987; 20 for -17 yards, -.9 avg., long 6 in 1988; 14 for -7 yards, -.5 avg., long 2, 2 TDs in 1989 for total of 140 for -18 yards, -1 avg., long 15, 5 TDs

Miscellaneous Tackles: 2 in 1984, 1 in 1988, 2 in 1989 for total of 5

Fumble Recoveries: 1 in 1988

1983 GAME-BY-GAME PASSING

DATE	OPPONENT	ATT.	COMP.	YDS.	PCT.	TD	INT.	LG	TKLD.	W/L	SCORE
9/19	at L.A. Raiders	17	11	90	64.8	2	0	11	0/0	L	14-27
†10/2	at New Orleans	22	12	150	54.5	1	1	25	1/6	L	7-17
10/9	BUFFALO	29	19	322	65.5	3	2	63t	3/35	L	35-38(OT)
10/16	at N.Y. Jets	30	17	225	56.7	3	0	66t	3/10	W	32-14
10/23	at Baltimore	18	11	157	61.1	2	0	64	0/0	W	21-7
10/30	L.A. RAMS	38	25	279	65.8	2	1	46t	0/0	W	30-14
11/6	at San Francisco	29	15	194	51.7	2	0	29	1/11	W	20-17
11/13	at New England	37	14	141	37.8	0	1	17	1/15	L	6-17
11/20	BALTIMORE	21	14	240	66.7	1	0	85t	0/0	W	37-0
11/28	CINCINNATI	29	18	217	62.1	3	0	43	1/3	W	38-14
12/4	at Houston	26	17	195	65.4	1	1	28t	0/0	W	24-17
*12/31	SEATTLE	25	15	193	60.0	2	2	32t	0/0	L	20-27

† Played in relief of David Woodley

1984 GAME-BY-GAME PASSING

DATE	OPPONENT	ATT.	COMP.	YDS.	PCT.	TD	INT.	LG	TKLD.	W/L	SCORE
9/2	at Washington	28	21	311	75.0	5	0	74t	0/0	W	35-17
9/9	NEW ENGLAND	27	16	234	59.3	2	2	38t	0/0	W	28-7
9/17	at Buffalo	35	26	296	74.3	3	1	23	0/0	W	21-17
9/23	INDIANAPOLIS	29	14	257	48.3	2	0	80t	0/0	W	44-7
9/30	at St. Louis	36	24	429	66.7	3	0	51	1/9	W	36-28
10/7	at Pittsburgh	24	16	226	66.7	2	1	34t	0/0	W	31-7
10/14	HOUSTON	32	25	321	78.1	3	0	32t	1/6	W	28-10
10/21	at New England	39	24	316	61.5	4	1	28	0/0	W	44-24
10/28	BUFFALO	28	19	282	67.9	3	3	65t	1/4	W	38-7
11/4	at N.Y. Jets	42	23	422	54.8	2	2	54	2/15	W	31-17
11/11	PHILADELPHIA	34	20	246	58.9	1	1	21	1/12	W	24-23
11/18	at San Diego	41	28	338	68.3	2	1	32	0/0	L	28-34(OT)
11/26	N.Y. JETS	31	19	192	61.3	4	0	24	1/9	W	28-17
12/2	L.A. RAIDERS	57	35	470	61.4	4	2	64t	3/36	L	34-45
12/9	at Indianapolis	41	29	404	70.7	4	1	42	2/17	W	35-17
12/17	DALLAS	40	23	340	57.5	4	2	63t	1/12	W	28-21
*12/29	SEATTLE	34	21	282	61.8	3	2	34t	0/0	W	31-10
*1/6	PITTSBURGH	32	21	421	65.6	4	1	41t	0/0	W	45-28
*1/20	San Francisco	50	29	318	58.0	1	2	30	4/29	L	16-38

MARINO VS. HALL OF FAME QUARTERBACKS

(Comparing Dan Marino's first seven seasons with those of the 17 quarterbacks in the Pro Football Hall of Fame)

PLAYER	ATT.	COMP.	YDS.	PCT.	TD	INT.	RATE
MARINO, DAN (MIAMI, 1983-89)	3650	2174	27853	59.6	220	125	89.3
Baugh, Sammy (Washington, 1937-43)	1229	679	8379	55.2	79	93	66.4
Blanda, George (Chicago, Balt., 1949-55)	893	398	5413	44.6	41	63	50.4
Bradshaw, Terry (Pittsburgh, 1970-76)	1705	846	10756	49.6	76	99	60.4
Dawson, Len (Pitt., Clev., Dal., K.C., 1957-63)	707	400	5352	56.6	57	41	83.4
Graham, Otto (Cleveland, 1946-52)	1943	1057	17049	54.4	137	101	85.8
Griese, Bob (Miami, 1967-73)	1761	929	12341	52.8	98	88	73.0
Jurgensen, Sonny (Philadelphia, 1957-63)	1107	602	9639	54.4	76	73	79.1
Layne, Bobby (Chi., N.Y., Det., 1948-54)	1825	874	12659	47.9	103	114	63.7
Luckman, Sid (Chicago, 1939-45)	942	494	9678	52.4	83	65	89.2
Namath, Joe (N.Y. Jets, 1965-71)	2281	1144	17283	50.2	107	122	68.8
Starr, Bart (Green Bay, 1956-62)	1302	657	9875	50.5	51	65	68.0
Staubach, Roger (Dallas, 1969-75)	1354	769	10589	56.8	69	62	80.0
Tarkenton, Fran (Minnesota, 1961-67)	2276	1236	17667	54.3	142	114	79.6
Tittle, Y.A. (Balt., S.F., 1948-54)	1769	958	13156	54.2	86	92	72.7
Unitas, John (Baltimore, 1956-61)	2316	1252	18010	54.1	148	119	79.4
Van Brocklin, Norm (Los Angeles, 1949-55)	1508	811	13043	53.8	91	94	77.1
Waterfield, Bob (Clev., Los Angeles, 1945-51)	1508	762	11194	50.5	95	116	64.1

MARINO HAS . . .

- a better touchdown to interception differential (+95) than any of the 17 QBs in the Hall of Fame over their career; closest to him is Tarkenton at +76 (342-266).
- already passed twelve of the HOF QBs in career touchdowns (Waterfield, 98 in 8 years; Luckman, 139 in 12 years; Starr, 152 in 16 years; Staubach, 153 in 11 years; Namath 173 in 13 years; Van Brocklin, 173 in 12 years; Graham, 174 in 10 years; Baugh, 186 in 16 years; Griese, 192 in 14 years; Layne, 196 in 15 years; Bradshaw, 212 in 14 years; and Tittle, 212 in 15 years).
- a chance to pass three more Hall of Famers in career touchdown passes in 1990 - Blanda, 236 in 26 years; Dawson, 239 in 19 years; and Jurgensen, 255 in 18 years.
- already passed 11 of the HOF QBs in career passing yards (Waterfield, 11,849 in 8 years; Luckman, 14,683 in 12 years; Baugh, 21,886 in 16 years; Staubach, 22,700 in 11 years; Graham, 23,584 in 10 years; Van Brocklin, 23,611 in 12 years; Starr, 24,713 in 16 years; Griese, 25,092 in 14 years; Layne, 26,768 in 15 years; Blanda, 26,920 in 26 years; and Namath, 27,663 in 13 years).
- thrown for more yards (27,853) in his first seven seasons in football than any of the HOF QBs did in their initial seven campaigns; closest to him is Namath's 18,010 yards.
- thrown more TD passes (220) in his first seven league seasons than any of the HOF QBs did in the seven years to start their careers; closest is the 148 of Unitas.
- a better completion percentage (59.6%) than any of the HOF QBs had over their careers; closest is the 57.4% (1,808-3,149) of Bart Starr.

TONY MARTIN



6-0 180
Wide Receiver #89
Born: 9/5/65
College: Mesa (Colo.) '89
Acquired: FA, 1989
NFL: First Season
Dolphins: First Season

PRO: Talented, young receiver . . . Among the fastest players on the Dolphins . . . Spent most of '89 season on Miami's developmental roster . . . Played quarterback in college but converted to wide receiver in '89 training camp by N.Y. Jets . . . Waived by Jets on Sept. 4 and signed by Miami to developmental squad (9/5) . . . Activated by Miami off developmental roster on Dec. 23 . . . Placed on inactive roster for season finale vs. Kansas City (12/24) . . . Fifth-round draft choice (126th overall) of N.Y. Jets in 1989.


COLLEGE: Two-year starter at Mesa (Colo.) College . . . Guided team to 21-3 record as starting quarterback . . . Mesa led nation in scoring (53 points per game), rushing (364.4 average) and total offense (540.5 avg) during senior season . . . Completed 85 of 144 attempts for 1,603 yards with 17 TDs and two INTs as senior . . . Added 69 carries for 531 yards on the ground . . . Hit on 72 of 134 attempts for 953 yards with six TDs and eight INTs as junior . . . Rushed 113 times for 157 yards with eight touchdowns . . . Transferred to Mesa prior to junior season from Bishop (Tex.) College . . . Originally enrolled at Colorado . . . Majored in business management.

PERSONAL: Single, resides in Miami . . . Three-sport standout at Northwestern High School in Miami . . . Enjoys basketball and swimming . . . Lists favorite movie as "Internal Affairs" and favorite recording artist as Bobby Brown . . . Plans to finish degree work during offseason . . . Full name is Tony Derrick Martin, born on Sept. 5, 1965, in Miami, Fla.

NFL STATISTICS

YEAR	TEAM	G-S	NO.	YDS.	AVG.	LG	TD
1989	Miami						DEVELOPMENTAL SQUAD

TIM McKYER



6-0 174
Cornerback #22
Born: 9/5/63
College: Texas Arlington '86
Acquired: T (S.F.), 1990
NFL: Fifth Season
Dolphins: First Season

PRO: 1989 - Veteran cornerback with excellent coverage skills . . . Acquired in trade from San Francisco (4/23/90) in exchange for 133

Miami's 11th-round draft choice in 1990 and second-round pick in 1991 ... Played in seven games with one start for 49ers in '89 ... Recorded 12 tackles (11 solo), three passes defended and an interception ... Missed most of training camp with contractual difficulties and did not report until Aug. 26 ... Made only start of season at Indianapolis (9/10) and recorded two tackles and an interception ... Missed second through fourth week of season due to groin injury ... Received four-week suspension by 49ers on Oct. 7 for insubordination ... Served only three weeks of suspension (Weeks 5-7) and reinstated by team on Oct. 23 ... Made season-high five tackles at N.Y. Jets (10/29) ... Recorded pass defended in endzone to break-up touchdown vs. N.Y. Giants (11/27) ... Did not dress for final two games of regular season with groin injury ... Tied for team lead with two interceptions in playoffs ... Recorded a tackle, two passes defended and a 41-yard interception return in Divisional Playoff game vs. Minnesota (1/6/90) ... Made 27-yard return of INT in NFC Championship Game vs. L.A. Rams (1/14/90) ... Had two passes defended in Super Bowl XXIV against Denver (1/28/90).

1988 - Started all 16 games ... Recorded 39 tackles (37 solo) and team-leading totals of seven interceptions and 19 passes defended ... Named second team All-NFC by UPI ... Did not report to camp until Aug. 15 due to contract dispute ... Played in final two preseason contests ... Recorded first interception of season at Seattle (9/25) ... Made season-high five passes defended and an INT vs. Denver (10/16) ... Recorded two passes defended and two interceptions vs. Minnesota (10/30) ... Closed season with two tackles and an interception vs. L.A. Rams (12/18) ... Made six tackles vs. Cincinnati in Super Bowl XXIII (1/22/89).

1987 - Started all 12 non-strike games at left cornerback ... Recorded 35 tackles (29 solo), two interceptions and team-leading 18 passes defended ... Recorded three passes defended vs. Houston (11/8) and vs. Cleveland (11/29) ... Made game-saving interception in endzone at Green Bay (12/6) ... Recorded six tackles in NFC Divisional Playoff game vs. Minnesota.

1986 - Had exceptional rookie season ... Selected to All-Rookie teams by UPI and Pro Football Writers ... Started all 16 games and recorded 52 tackles (45 solo) and six interceptions ... Led all NFL first year players in interceptions ... Interception total was most by 49er rookie since Ronnie Lott's eight pickoffs in 1981 ... Intercepted pass in initial NFL start at Tampa Bay (9/7) ... Scored only career touchdown on 21-yard interception return vs. Indianapolis (10/5) ... Recorded two tackles, two interceptions and three passes defended against L.A. Rams (12/19) ... Third-round draft choice (64th overall) of San Francisco in 1986.

COLLEGE: Four-year letterman and three-year starter at Texas Arlington (1982-85) ... Named All-Southland Conference selection following junior and senior seasons ... Totaled 10 career interceptions and 115 total tackles ... Also returned 45 punts for 323 yards and a score ... Recorded 35 tackles and three interceptions as senior ... Doubled as reserve wide receiver, catching four passes for 107 yards and two TDs ... Had career-high five INTs as junior ... Majored in computer science.

PERSONAL: Single, splits residence between Miami Lakes, Fla. and Arlington, Texas ... Lettered in football, track and basketball at Port Arthur (Texas) Lincoln High School ... One of nine children, two younger brothers (Jarvis and Kenneth) also played at Texas Arlington ... Has worked with Boys Club's "Hoops for Education" and Athletes for Youth ... Enjoys reading, dancing and listening to jazz ... Lists favorite movies as "Do the Right Thing" and "House Party," favorite television show as "The Cosby Show" and favorite book as the Bible ... Enjoys listening to Luther Vandross and Kenny G ... Earned extra money in college by working for J.C. Duncan Garbage Collectors in Arlington, Texas during summer of 1983 ... "I was a great garbage man. I mean I was so good, the drivers used to fight to get me on their truck," McKyer recalled ... Took classes at Univ. of San Francisco during offseason towards completing degree in computer system analysis ... Full name is Timothy Bernard McKyer, born on Sept. 5, 1963, in Orlando, Fla.

134


NFL STATISTICS

YEAR	TEAM	G-S	TACK.	ASST.	TOTAL	FUM. REC.	INT.	YDS.	LG	TD
1986	San Francisco	16-16	45	7	52	0	6	33	21t	1
1987	San Francisco	12-12	29	6	35	0	2	0	0	0
1988	San Francisco	16-16	37	2	39	0	7	11	4	0
1989	San Francisco	7-1	11	1	12	0	1	18	18	0
4-YEAR TOTALS		51-45	122	16	138	0	16	62	21t	1
PLAYOFFS		8-5	20	1	21	0	2	68	41	0

ADDITIONAL STATS

Passes Defended: 23 in 1986, 18 in 1987, 10 in 1988, 3 in 1989 for total of 63 (P-8)
 Punt Returns: 1 for 5 yards in 1986
 Kickoff Returns: 1 for 15 in 1986

STEVEN MOORE



5-11 **204** **#27**
Safety
Born: 2/9/67
College: Mississippi '89
Acquired: PB (NYJ), 1990
NFL: First Season
Dolphins: First Season

PRO: Versatile player who can line-up at cornerback or safety ... Acquired by Miami off unprotected list of N.Y. Jets on March 30, 1990 ... Spent entire 1989 season on injured reserve after suffering knee injury in preseason against N.Y. Giants (8/26) ... Placed on injured reserve on Aug. 28 ... Seventh-round draft choice (181st overall) of N.Y. Jets in 1989.

COLLEGE: Four-year starter at Mississippi ... Named All-Southeastern Conference as senior ... Recorded 62 tackles, four interceptions and a blocked field goal ... Recovered fumble and raced 17 yards for touchdown on interception return vs. Memphis State ... Made game-saving INT in endzone vs. Tulane ... Had two interceptions vs. Southwest Louisiana ... Named first-team All-SEC as sophomore ... Led team with 13 passes defended, two interceptions and four passes defended ... Named SEC Defensive Player of the Week against Mississippi State with five passes defended ... Recorded one interception, six passes defended and 55 tackles as freshman ... Also played baseball in college ... Majored in sports management.

PERSONAL: Married to Jondena (6/24/89), couple splits residence between Miami, Fla. and Wiggins, Miss., with son Stevon Seantae (10/29/85) ... Attended Stone County High School in Wiggins, Miss. ... Lettered in baseball, track, basketball and football while in high school ... Enjoys fishing, hunting, swimming and jogging ... Lists favorite television show as "Sanford and Son" and favorite recording artist as Baby Face ... Full name is Steven N. Moore, born on Feb. 9, 1967, in Wiggins, Miss.

NFL STATISTICS

YEAR	TEAM	G-S	TACK.	ASST.	TOTAL	FUM. REC.	INT.	YDS	LG
1989	N.Y. Jets								

135

CLIFF ODOM



6-2 243
Linebacker #**93**
Born: 8/15/58
College: Texas Arlington '80
Acquired: PB (Ind.), 1990
NFL: 10th Season
Dolphins: First Season

PRO: 1989 - Veteran linebacker acquired from unprotected list of Indianapolis on March 27, 1990 ... Was teammate of current Dolphin LB Barry Krauss while both were with Colts from 1982-88 ... Played in all 16 games with three starts in '89 ... Finished season with 27 tackles (20 solo) and a pass defended ... Added three tackles on special teams ... Opened season on bench vs. San Francisco (9/10) and responded with three tackles ... Started next two contests at L.A. Rams (9/17) and vs. Atlanta (9/24) at LILB in place of injured Jeff Herrod ... Recorded season high seven tackles at L.A. Rams ... Saw reserve duty for next seven contests ... Started at RILB in place of Fredd Young vs. N.Y. Jets (11/19) and responded with five tackles vs. Jets.

1988 - Saw action in 13 games with seven starts ... Joined center Ray Donaldson and kicker Dean Biasucci as team captains ... Finished fifth on team with 94 tackles (61 solo) and two sacks ... Recovered and forced a fumble ... Started first five games at LILB before relinquishing role to Fredd Young ... Opened season strong with 15 tackles, a forced fumble and a fumble recovery in Houston (9/4) ... Responded with second straight solid performance with 16 stops vs. Chicago (9/11) ... Came off bench at Buffalo (10/9) ... Started for injured Barry Krauss at RILB vs. Tampa Bay (10/16) ... Missed games vs. Denver (10/31) and vs. N.Y. Jets (11/6) due to sprained ankle ... Returned to action in back-up role for Weeks 11 through 15 ... Started season finale vs. Buffalo (12/18) at LILB for injured Young.

1987 - Started all 12 non-strike games ... Missed three games due to NFL's players strike ... Missed games ended streak of 54 consecutive starts ... Finished second on team in tackles with 105 (74 solo), nine passes defended and five fumbles forced ... Added three fumble recoveries and one QB pressure ... Reached double figures in tackles on four occasions ... Recorded eight or more tackles in eight games ... Earned AFC Defensive Player of the Week honors with three forced fumbles at Miami (11/15) ... Colts used turnovers to score 13 points ... Added forced fumbles at Jets (11/1) and vs. Buffalo (12/13).

1986 - Started all 16 games ... Led team with 151 tackles (98 solo), five passes defended and a sack ... Added two forced fumbles and a fumble recovered ... Recorded seven or more tackles in 14 of 16 games ... Had season-high 14 tackles, a fumble recovery and a sack vs. N.Y. Jets (9/28) ... Forced fumbles in contests vs. L.A. Rams (9/21) and at N.Y. Jets (11/16).

1985 - Started all 16 games ... Led club with 192 stops (117 solo), two sacks and eight passes defended ... Added four forced fumbles and two fumbles recovered ... Recorded season-high 19 tackles at Miami (9/15) and at N.Y. Jets (9/29) ... Recorded 10 or more tackles in 10 of 16 games.

1984 - Started all 16 games at RILB ... Finished second on team with 152 tackles (110 solo) and four sacks and a pass defended ... Registered six or more tackles in 15 games and double digits in tackles in six games ... Had season-high 16 tackles vs. Buffalo (9/13) ... Recorded two sacks at New England (12/16).

136

1983 - Played in 15 games with five starts ... Started last four contests at inside linebacker ... Finished season with 57 tackles (43 solo), one sack and a fumble recovery ... Led team with 19 tackles on special teams ... Recorded season-high 11 tackles at Cleveland (11/27) ... Finished season strong with 10 tackles in finale at Houston (12/18).

1982 - Signed with Oakland as free agent on March 1, 1982 ... Placed on waivers on Aug. 10 and claimed by Baltimore on 8/12 ... Saw action in eight games with two starts for Colts ... Finished season with 30 tackles (21 solo) ... Shifted between inside and outside linebacker ... Started at RILB at Miami (9/19) and at ROLB at N.Y. Jets (11/21) ... Recorded season-high 11 tackles at Jets.

1980-81 - Saw action in eight games as rookie with Cleveland in '80 ... Recorded five tackles and a sack ... Suffered knee injury and placed on injured reserve on Nov. 3 ... Spent remainder of season on injured list ... Waived by Browns on 8/18/81 ... Did not play professional football in 1981 ... Third-round draft choice (72nd overall) of Cleveland in 1980.

COLLEGE: Four-year letterman at Texas Arlington ... Named second-team All-Southland Conference as senior and selected as conference's Defensive Player of the Year ... Team captain during senior year ... Led club in tackles as senior until suffered chipped thigh bone ... Team's leading tackler as a junior ... Holds B.A. in business administration/management.

PERSONAL: Married to Cynthia (10/15/80), couple resides in Arlington, Texas, with son Cliff, Jr. (10/2/88) ... Attended French High School in Beaumont, Texas ... Earned All-District honors as senior linebacker ... Led team to district title during final year ... Enjoys fishing and hunting ... Lists favorite movies as "48 Hours," favorite television show as "The Cosby Show" and favorite recording artist as Janet Jackson ... Has worked with Riley's Childrens Hospital in Indianapolis, the Arlington (Texas) Girls Club and the American Cancer Association ... Full name is Clifton Lewis Odom, born on Aug. 15, 1958, in Beaumont, Texas.

NFL STATISTICS

YEAR	TEAM	G-S	TACK.	ASST.	TOTAL	FUM. REC.	QB SACK	INT.	YDS.
1980	Cleveland	8-0	5	0	5	0	1	0	0
1982	Baltimore	8-2	21	9	30	0	0	0	0
1983	Baltimore	15-5	43	14	57	1	1	0	0
1984	Indianapolis	16-16	110	42	152	1	4	0	0
1985	Indianapolis	16-16	117	75	192	2	2	0	0
1986	Indianapolis	16-16	98	53	151	2	1	0	0
1987	Indianapolis	12-12	74	31	105	3	0	0	0
1988	Indianapolis	13-7	61	33	94	1	2	0	0
1989	Indianapolis	16-3	20	7	27	0	0	0	0
9-YEAR TOTALS		120-77	549	264	813	10	11	0	0
PLAYOFFS		1-0	3	1	4	0	0	0	0

ADDITIONAL STATS

Forced Fumbles: 1 in 1983, 3 in 1984, 4 in 1985, 2 in 1986, 5 in 1987, 1 in 1988 for total of 16

Passes Defended: 2 in 1983, 1 in 1984, 8 in 1985, 5 in 1986, 9 in 1987, 2 in 1988 for total of 27

Special Teams Tackles: 3 in 1981, 5 in 1982, 19 in 1983, 3 in 1989 for total of 30



DOLPHIN FACT

In games decided by three points or less, Miami is 34-29-4 (.537) in the team's 24-year existence. Miami's record in games decided by seven or fewer points is 78-59-4 (.567).

137

JOHN OFFERDAHL



6-3 238
Linebacker #56
Born: 8/17/64
College: Western Michigan '86
Acquired: D2, 1986
NFL: Fifth Season
Dolphins: Fifth Season

PRO: 1989 - Ranks among top inside linebackers in the NFL ... Missed all of training camp and first six games of regular-season due to contractual dispute ... Placed on the reserve/did not report list on July 28 ... Remained on list until Oct. 16 when he signed a contract for remainder of '89 season ... Added to active roster on October 2 ... Despite short season, finished third on club in tackles with 72 (54 solo) and added 1.5 sacks ... Recorded six or more tackles in seven of his eight starts ... Made '89 debut vs. Green Bay (10/22), coming off bench for two plays in middle of fourth quarter ... Saw reserve duty at Buffalo (10/29) to make eight tackles in his second game ... Made first start of season vs. Indianapolis (11/5) and tied for team lead with nine tackles ... Led Dolphins with 13 tackles and added a half-sack (shared with Jeff Cross) at N.Y. Jets (11/12) ... Recorded nine tackles at Kansas City (12/3), but suffered knee injury during fourth quarter ... Injury did not force him to miss any action, however he used a knee brace in the remaining three contests ... Recorded nine tackles and a sack at Indianapolis (12/17) ... Closed season with seven tackles on Dec. 24 vs. Kansas City ... Voted by teammates as the 1989 winner of the Nat Moore Award for community service and civic participation ...

PRO BOWL: Named as starting inside linebacker for AFC in Pro Bowl game in 1990 ... Suffered injury to left shoulder during game ... Selected to Pro Bowl contest following each of his four pro seasons (1987-90) and three times as starter (1987, 1989-90) ... Only Dolphin linebacker ever selected to start a Pro Bowl contest ... Holds team record for most seasons selected to Pro Bowl game as linebacker ... Joins Nick Buoniconti (1972-73) as only Dolphin linebackers selected to play in more than one Pro Bowl ... Over Offerdahl's four-year NFL career, only Chicago's Mike Singletary has been voted more times as a Pro Bowl starter than Offerdahl:

MOST PRO BOWL STARTS AT INSIDE LINEBACKER, LAST FOUR YEARS (1987-90)

Mike Singletary, Chi.	4	(1987-90)
JOHN OFFERDAHL, MIA.	3	(1987, 1989-90)
Karl Mecklenberg, Den.	3	(1987-88, 1990)
Harry Carson, N.Y. Giants	2	(1987-88)

1988 - Started all 16 games in 1988 at right inside LB ... Led Dolphins with 117 tackles (99 solo), two forced fumbles and a career-high two interceptions ... Registered at least four tackles in every contest ... Opened season with nine tackles at Chicago (9/4) ... Teamed with fellow LB Mark Brown to sack Colts quarterback Chris Chandler on a fourth-and-one on the Dolphins' three-yard line at Indianapolis (9/25) to thwart Colt drive ... Intercepted Tommy Kramer pass to preserve Miami's defensive shutout of Minnesota (Miami won 24-7 with Vikings' only TD coming on interception return) ... Chalked up eight tackles and intercepted Doug Flutie pass in end zone at New England (11/6) ... Scored season-high 11 tackles at Jets (11/27) ... Followed performance with 10 tackle effort against Indianapolis (12/4) ... Knocked Cleveland quarterback Bernie Kosar

out of contest (12/12) with hit ... Named to Pro Bowl for second time as a starter and third time overall ... Named to UPI's first team All-AFC and AP's honorable mention All-NFL teams ... Named as Miami's Outstanding Linebacker (voted by South Florida media) for third straight year ... Only Dolphin linebacker to win more than three consecutive team awards was Buoniconti (five, 1970-74).

1987 - Started nine games in 1987 ... Miami was 6-3 in those games ... Despite playing three fewer games than most Dolphin veterans, still finished second on team in tackles with 67 (54 solo) - 12 behind leader Jackie Shipp at 79 ... Had 1½ QB sacks and one pass defended ... Suffered torn right bicep in preseason opener with Chicago (8/16/87) and was placed on injured reserve on 9/8 ... Activated on 10/31, day before game with Pittsburgh ... Started versus Steelers and responded with nine tackles ... Had season-high 13 tackles at Buffalo (2) ... Made 11 tackles versus Philadelphia (added a QB sack) and Washington ... Recorded at least four tackles in every game but one (two versus Jets) ... Named to second straight Pro Bowl, this time as a backup ... Named to second-team All-AFC squad by UPI and honorable mention All-NFL team by AP ... Won award as Miami's outstanding linebacker (voted by South Florida media) for second straight year ... Last Dolphin to accomplish that feat was Bob Brudzinski (1983-84) ... Enjoyed fine Pro Bowl outing as he led AFC with seven tackles in 15-6 victory ... Had arthroscopic surgery on left ankle on 2/23/88.

1986 - Enjoyed banner rookie season in '86, earning various rookie-of-the-year awards, leading team in tackles and being chosen to Pro Bowl ... Was first Dolphin LB ever named as a starter to Pro Bowl; only fourth Miami LB overall (Buoniconti, Kim Bokamper and A.J. Duhe were others) ... Started all 15 regular-season games he played in; missed at Buffalo (11/16) with severely bruised right elbow he suffered week before against Cleveland ... Led team in tackles in 10 of his 15 games ... Led Dolphins with 135 tackles (109 solo); next Dolphin on tackle chart was Shipp with 85 ... Recorded first NFL interception versus Colts (9/14/86) ... Had career-high 16 tackles against New England (10/5/86) ... Named AFC Defensive Player of the Week following Colts game (10/26/86) when he made game-saving, one-on-one, open-field tackle of Owen Gill on fourth-and-10 from Miami 22 with :33 left; had 10 tackles (nine solo) and three QB pressures on day; left locker room on crutches after aggravating left ankle injury ... His 10 tackles versus Houston (11/2/86) and first sack of career came as he only played first half; still named Defensive Player of the Week by Sports Illustrated ... Recorded 100th tackle of career versus Atlanta (11/30/86) ... Among '86 post-season honors: Old Spice NFL Rookie of the Year; Pro Bowl starter; Pro Football Weekly All-AFC, Rookie of the Year and All-Rookie Team; Football News first-team All-AFC; AP second-team All-NFL; UPI first-team All-AFC and All-Rookie; NFLPA AFC Rookie of the Year (second place); PFWA All-Rookie; and Football Digest All-Rookie ... Tabbed as Dolphins' Outstanding Linebacker and Rookie of the Year in 1986 ... Also won Tommy Fitzgerald Award as outstanding rookie in training camp ... Was a late signee in rookie year, holding out until 7/29/86; showed awareness by spending five weeks prior to signing in South Florida to get used to humidity ... Won starting post from Mark Brown on 8/4/86 ... Second-round draft choice (52nd overall) and Miami's first pick in 1986.

COLLEGE: Started every game for Western Michigan over four-year career (1982-85) ... Named team MVP in '84 and '85 seasons ... Won honors as top defensive player in '83 ... Selected to All-Mid-American Conference first team in 1983, 1984 and 1985 (unanimous) ... Also chosen as MAC Defensive Player of the Year in '85 ... Won AP All-America honors three straight seasons - 1985 (second team), 1984 (third team), 1983 (honorable mention) ... Named most valuable defensive player of North team in 1986 Senior Bowl after stopping Heisman Trophy winner Bo Jackson twice on fourth-and-one plays ... MAC career leader in tackles with 694 ... WMU career leader in tackles, forced fumbles (17) and fumbles recovered (eight) ... Also WMU season record holder in tackles (192 in 1983), forced fumbles (five in 1984) and fumble recoveries (four in 1985) ... Led Broncos in solo, assisted and total tackles all four years ... Best game in 1985 was against Central Michigan, when he had 24 tackles, forced two fumbles and intercepted one pass ... Went to Western Michigan on

half scholarship, but it was elevated to full scholarship after first week of practice . . . Holds B.S. in bio-medical sciences.

PERSONAL: Married to Lynn (7/2/89), couple lives year-round in Fort Lauderdale . . . Graduated during 1990 off-season with degree in bio-medicine . . . Dolphins' nominee for 1989 and 1990 Travelers/NFL Man of the Year Award for his many charitable activities . . . Sponsors "Hound Dog Derby" at Biscayne Dog Track to benefit North Miami Jaycees' Big Brothers program . . . Comes from very sports-minded family . . . Parents, Arnold and Irene, are frequent visitors to both home and away Dolphin games . . . Enjoys fishing, playing sheep's head (a German card game), listening to music and reading books . . . Favorite author is Robert Ludlum and favorite recording artists are Steve Winwood and Eric Clapton . . . Owns his own French Horn and plays it quite well . . . Owns "Offerdahl's Bagel Gourmet" store in Weston . . . Related to New York Islander Pat Flatley through marriages of his two sisters . . . Attended Fort Atkinson (Wis.) High School, lettering in football, basketball and baseball . . . Full name is John Arnold Offerdahl, born Aug. 17, 1964, in Wisconsin Rapids, Wis.

NFL STATISTICS

YEAR	TEAM	G-S	TACK.	ASST.	TOTAL	FUM. REC.	QB SACK	INT.	YDS.
1986	Miami	15-15	109	26	135	0	2	1	14
1987	Miami	9-9	54	13	67	0	1½	0	0
1988	Miami	16-16	99	18	117	1	½	2	2
1989	Miami	10-8	58	14	72	0	1½	0	0
4-YEAR TOTALS		50-48	320	71	391	1	5½	3	16

ADDITIONAL STATS

Forced Fumbles: 3 in 1986, 2 in 1988 for total of 5
Passes Defensed: 8 in 1986, 1 in 1987, 3 in 1988 for total of 12

LOUIS OLIVER



6-2 226
Safety #25
Born: 3/9/66
College: Florida '89
Acquired: D1b, 1989
NFL: Second Season
Dolphins: Second Season

PRO: Young player emerged as a force at free safety . . . Played in 15 games with 14 starts . . . Finished season with 62 tackles (51 solo), six passes defensed, a forced fumble and a team-leading four interceptions . . . Became just the fourth Dolphin rookie to lead the team in INTs (Jarvis Williams in 1988, Lloyd Mumford in 1969 and Dick Anderson in 1968) . . . Teamed with former Univ. of Florida teammate Jarvis Williams to form one of NFL's top safety duos . . . Named by South Florida media as Miami's Outstanding Rookie for '89 season . . . Opened season as starter at free safety vs. Buffalo (9/10) and led team with 11 tackles . . . Registered first career interception and added eight tackles and two passes defensed at Houston (10/1) . . . Recorded four tackles and key interception when Miami defeated Cleveland 13-10 in overtime on Oct. 8 . . . Forced overtime period when he intercepted a Bernie Kosar pass on the Miami's 26-yard line with less than a minute remaining in regulation and the score tied 10-10 . . . Named AFC Defensive Player of the Week for performance against Cleveland . . . Recorded six tackles and combined with E.J.

Junior to tackle Jets QB Ken O'Brien on goal-line on second-and-goal play to force Jets to settle for field goal in Miami's 31-23 victory at New York (11/12) . . . Forced to leave contest in the second quarter vs. Pittsburgh (11/26) with contusion of right shoulder and did not return . . . Did not play the following week, on Dec. 3 at Kansas City, the only game he missed in '89 . . . Injury hampered him the rest of the season, limiting his playing time mainly to passing situations as part of Miami's nickel and dime defensive packages . . . Started game but played only briefly vs. New England (12/10) because of injury . . . Came off bench and registered interception of Colts QB Jack Trudeau on Dec. 17 at Indianapolis . . . Played mainly in passing situations vs. Kansas City (2/24) and recorded INT of Chiefs QB Steve DeBerg . . . Second pick in first round (25th overall) by Miami in 1989.

COLLEGE: Three-year starter and four-year letterman at Florida . . . Redshirted as freshman in 1984 . . . Originally joined Gators as walk-on . . . Registered career totals of 221 tackles (152 solo), 11 interceptions, three forced fumbles and five fumbles recovered . . . Finished career tied for second on school's all-time interception list . . . Earned Southeastern Conference academic honor roll selection . . . Named to 1988 Walter Camp, Kodak Football Coaches Association and AP first-team All-America teams . . . First defensive back in school history to earn All-America honors in consecutive seasons . . . As senior, registered 68 tackles, three interceptions and nine passes defensed . . . Started all 11 games as junior and named as school's Defensive Back of the Year . . . Earned first-team All-America honors from Sporting News . . . Consensus All-Southeastern Conference pick (AP, UPI and SEC Coaches) . . . Named to SEC Academic Honor Roll . . . Earned Florida's Defensive Player of the Week for first three weeks of season (four times overall) . . . Named as SEC Defensive Player of the Week after registering eight tackles and four passes defensed in 3-14 win at Alabama . . . Started all 11 games at free safety as a sophomore . . . Registered 62 tackles (46 solo), six pass deflections and an interception . . . Came up with interception against Mississippi State . . . Saw action mainly on special teams in all 11 games as redshirt freshman . . . Finished second on team with 11 special teams tackles . . . Redshirted as a true freshman . . . Participated on scout squad as defensive back . . . Holds B.S. in criminology and law.

PERSONAL: Single, resides in Belle Glade, Fla. . . Standout defensive back at Belle Glades Central High School . . . Blocked eight punts as a senior, returning four for touchdowns . . . Also registered four interceptions . . . Member of 1982 and '83 conference championship teams . . . Earned membership in National Honor Society . . . Graduated in top five percent of his class . . . Lists favorite movie as "Coming to America" . . . Hobbies include playing racquetball, basketball and fishing . . . Full name is Louis Oliver III, born March 9, 1966, in Belle Glade, Fla. Introduced line of clothing - "Hitman Dept." (T-shirts, sweat pants, shorts)

NFL STATISTICS

YEAR	TEAM	G-S	TACK.	ASST.	TOTAL	FUM. REC.	INT.	YDS.	LG
1989	Miami	15-13	51	11	62	0	4	32	23

ADDITIONAL STATS

Passes Defensed: 6 in 1989
Forced Fumbles: 1 in 1989

Established Louis Oliver Foundation to raise funds for scholarships for underserved children in S. Florida



DOLPHIN FACT

Since the 1970 merger of the National and American Football Leagues, Miami is the only NFL team to open up a season with 10 or more consecutive wins on two occasions. The Dolphins did it in 1972 (14 wins) and 1984 (11 wins), while two other teams, Minnesota in 1975 (10 wins) and Chicago in 1985 (13 wins), have accomplished this feat only once.

TONY PAIGE



5-10 235
Fullback # **49**
Born: 10/14/62
College: Virginia Tech '84
Acquired: PB (Det.), 1990
NFL: Seventh Season
Dolphins: First Season

PRO: 1989 - Fullback combines strong blocking skills with ability to run inside... Excellent special teams performer... Acquired from unprotected list of Detroit Lions on March 13, 1990... Played in 11 games with four starts... Rushed 30 times for 105 yards and added two catches for 27 yards in '89... Finished second on team with 14 special teams tackles... Started at fullback in season-opener and rushed seven times for 26 yards... Performed as substitute for next four games as rookie RB Barry Sanders got majority of work... Returned to starting line-up in two-back offense vs. Tampa Bay (10/15) and responded with season-high 33 yards on nine carries.

1988 - Played in 16 games with two starts in 1988... Rushed for career single-season high of 207 yards on 52 carries... His 4.0 yards per rush average was best on team... Added 11 catches for 100 yards... Rushed for career-high 49 yards at Chicago (12/11)...

1987 - Signed with Lions on Nov. 19, 1987, as free agent... Played in five games with no starts for Detroit... Joined Lions when injuries hit Lions' backfield... Carried four times for 13 yards... Added two receptions for one yard.

1986 - Played in 16 games with seven starts for N.Y. Jets in '86... Rushed 47 times for 109 yards and two TDs... Added 18 catches for 121 yards... Earned game ball in opening contest at Buffalo (9/7) with four catches for 46 yards and a rushing touchdown... Racked-up 36 yards on 12 carries and one TD at Indianapolis (9/28).

1985 - Second leading scorer (behind kicker Pat Leahy) on Jets when he totaled 10 touchdowns for 60 points in '85... Finished sixth in the AFC in TD production... Saw action in 16 games with eight starts... Finished third on team in rushing with 158 yards on 51 carries with team-high eight TDs... Caught 18 passes for 120 yards and a pair of scores... Rushed for career-long 30-yard run on fake punt vs. Cleveland (12/22).

1984 - Had steady rookie season for Jets in 1984... Played in 16 games with three starts... Rushed 35 times for 130 yards with team-leading seven TDs... Added six receptions for 31 yards and a TD... Ran for first downs on fake punts at Buffalo (23 yards) and vs. Miami (24 yards)... Sixth-round draft choice (149th overall) of N.Y. Jets in 1984.

COLLEGE: Four-year letterman at Virginia Tech... Played primarily as a blocking back... Finished career with 209 attempts for 977 yards and two touchdowns... Added 49 receptions for 457 yards and three TDs... Left Virginia Tech as school's all-time leading receiver among fullbacks... College roommate of Buffalo's All-Pro defensive end Bruce Smith... Rushed 81 times for 366 yards as senior... Named as All-South Independent selection as a junior... Totaled 300 rushing yards on 64 carries... Had career-game vs. Univ. of Miami with 10 carries for 72 yards and three catches for 18 yards... As sophomore rushed 54 times for 251 yards and added 17 receptions for 100 yards... Threw TD pass on fullback option play vs. Wake Forest... Holds B.A. in broadcasting.

142

PERSONAL: Married to Tonya (6/21/86), couple resides in Silver Springs, Md., with son, Taylor (12/7/89)... Attended DeMatha Catholic High School in Hyattsville, Md... Enjoys playing golf... Has done work with Big Brothers and Big Sisters... Lists favorite television show as "The Cosby Show," favorite book as "Manchild in the Promised Land," and favorite recording artist as "Winans"... Active in community-related activities in hometown area of Hyattsville, Md./Washington D.C... Involved in Big Brothers program and also did volunteer work as a counselor for New River (Va.) Dentention program for kids... Hosted sports show in Washington D.C. during college off-season... Earned nickname "Spike" from N.Y. Jets teammates after spraining ankle spiking football... Full name is Anthony Ricardo Paige, born on Oct. 14, 1962, in Washington, D.C.

NFL STATISTICS

YEAR	TEAM	G-S	ATT.	RUSHING			RECEIVING		
				YDS.	AVG	LG TD	NO.	YDS.	LG TD
1984	N.Y. Jets	16-3	35	130	3.7	24 7	6	31	10 1
1985	N.Y. Jets	16-8	55	158	2.9	30 8	18	120	19 2
1986	N.Y. Jets	16-7	47	109	2.3	9 2	18	121	18 0
1987	Detroit	5-0	4	13	3.3	6 0	2	1	3 0
1988	Detroit	16-2	52	207	4.0	20 0	11	100	15 0
1989	Detroit	16-4	30	105	3.5	16 0	2	27	15 0
6-YEAR TOTALS		85-24	223	722	3.2	30 17	57	400	19 3
PLAYOFFS		3-3	5	14	2.8	6 0	1	10	10 0

ADDITIONAL STATS

Kickoff Returns: 3 for 7 yards, 2.3 avg., long 5 in 1984
Special Teams Tackles: 5 in 1984, 4 in 1985, 7 in 1986, 5 in 1987, 6 in 1988, 14 in 1989 for total of 41
Fumble Recoveries: 1 in 1985, 1 in 1987 for total of 2

SINGLE-GAME HIGHS

Most Rushing Yards: 49 at Chicago, 12/11/88
 36 at Indianapolis, 9/28/86
Most Rushing Attempts: 12 at Indianapolis, 9/28/86
 12 vs. N.Y. Giants, 10/30/88
 1, 17 times
Most Rushing TDs: 30 vs. Cleveland, 12/22/85
Longest Runs: 24 vs. Miami, 11/4/85
 5 vs. Atlanta, 9/4/88
 5 vs. N.Y. Giants, 10/30/88
Most Receiving Yards: 50 vs. N.Y. Giants, 10/30/88
 46 at Buffalo, 9/7/86
Longest Reception: 19 at L.A. Raiders, 9/8/85
Most TD Receptions: 1, three times

RUSHING BREAKDOWN

	1989					CAREER				
	GM	NO	YDS	AVG	LG TD	GM	NO	YDS	AVG	LG TD
Buf.	-	-	-	-	-	6	21	61	2.9	8 4
Ind/Bal	-	-	-	-	-	6	25	64	2.6	10 2
Mia.	-	-	-	-	-	6	16	73	4.6	24 2
New E.	-	-	-	-	-	6	19	33	2.1	8 2
NY Jets	-	-	-	-	-	1	4	6	1.5	2 0
FC East						25	85	237	2.8	24 10
Ind.	1	2	-2	-2.0	-1 0	4	10	14	1.4	4 1
Cle.	1	0	0	0.0	0 0	3	6	39	6.5	30 2
Hou.	1	0	0	0.0	0 0	2	2	3	1.5	3 1
Ind.	1	2	5	2.5	4 0	3	3	6	2.0	4 0
FC Cent.	4	4	3	0.8	4 0	12	21	62	3.0	3.0 4
Den.	-	-	-	-	-	1	3	10	3.3	4 0
K.C.	-	-	-	-	-	4	19	63	3.9	7 1
L.A. Raid.	-	-	-	-	-	1	3	5	1.7	3 0
San D.	-	-	-	-	-	-	-	-	-	-
Sea.	-	-	-	-	-	2	7	18	2.6	8 0
AFC West						8	32	96	3.0	8 1
AFC Total	4	4	3	0.8	4 0	45	138	395	2.9	30 15

143

RUSHING BREAKDOWN

	1989					CAREER						
	GM	NO	YDS	AVG	LG	TD	GM	NO	YDS	AVG	LG	TD
Bar. Phil.	-	-	-	-	-	-	-	-	-	-	-	-
NY Gia.	1	0	0.0	0	0	4	4	6	8	1.3	4	-
Phil. Dal.	1	7	26	3.7	14	0	1	7	26	3.7	14	-
Phi/StL	-	-	-	-	-	-	-	-	-	-	-	-
Wash.	-	-	-	-	-	-	-	-	-	-	-	-
NFC East	2	7	26	3.7	14	0	5	13	34	2.6	14	0
Chi.	2	4	31	7.8	8	0	5	12	83	6.9	20	3
Det.	-	-	-	-	-	-	1	2	4	2.0	3	0
Green B.	2	0	0	0.0	0	0	5	11	51	4.6	12	-
Minn.	2	2	0	0.0	0	0	5	4	5	1.3	3	0
Tampa B.	2	13	45	3.5	16	0	7	27	86	3.2	16	-
NFC Cent.	8	19	76	4.0	16	0	23	56	229	4.2	20	2
All.	1	0	0	0.0	0	0	4	12	50	4.2	7	-
LA Rams	-	-	-	-	-	-	3	2	5	2.5	3	0
New O.	1	0	0	0.0	0	0	3	3	6	2.0	2	0
San Fran.	-	-	-	-	-	-	2	1	3	3.0	3	0
NFC West	2	0	0	0.0	0	0	12	18	64	3.6	7	0
NFC Total	12	26	102	3.9	16	0	40	87	327	3.8	20	2
Sept.	3	11	57	5.2	14	0	20	51	247	4.8	20	5
Oct.	5	13	38	2.9	16	0	22	76	199	2.6	16	-
Nov.	4	2	-2	-2.0	-1	0	23	36	122	3.4	24	-
Dec.	4	4	12	3.0	5	0	20	40	154	3.9	30	-
Games 1-8	8	24	95	4.0	16	0	40	142	433	3.0	20	10
Games 9-16	8	6	10	1.7	5	0	45	81	289	3.6	30	7
Home	8	17	74	4.4	8	0	43	107	309	2.9	24	-
Road	8	13	31	2.4	16	0	42	116	413	3.6	30	-
Wins	7	17	68	4.0	16	0	-	-	-	-	-	-
Losses	9	13	37	2.8	5	0	-	-	-	-	-	-
Ties	-	-	-	-	-	-	-	-	-	-	-	-
Grass	4	9	33	4.0	16	0	-	-	-	-	-	-
Turf	12	21	72	3.4	14	0	-	-	-	-	-	-
1st Down	-	-	-	-	-	-	-	-	-	-	-	-
2nd Down	-	-	-	-	-	-	-	-	-	-	-	-
3rd Down	-	-	-	-	-	-	-	-	-	-	-	-
4th Down	-	-	-	-	-	-	-	-	-	-	-	-
1st Half	-	-	-	-	-	-	-	-	-	-	-	-
2nd Half	-	-	-	-	-	-	-	-	-	-	-	-
Overtime	-	-	-	-	-	-	-	-	-	-	-	-

BARRY PETTYJOHN



6-5 280
Tackle #7
Born: 3/29/64
College: Pittsburgh '86
Acquired: FA, 1990
NFL: First Season
Dolphins: First Season

PRO: Offensive lineman re-signed by Miami on April 2, 1990 ... Has versatility to line-up at tackle, guard or center ... Spent '89 season on Miami's developmental squad ... Had brief stints with Atlanta at Tampa Bay in '88 training camps ... Released by both in preseason ... Signed with Houston as free agent on March 25, 1987 ... Opened season on Oilers' roster ... Saw reserve action in first two games

144

season vs. L.A. Rams (9/13) and at Buffalo (9/20) ... Missed next three games due to NFL players strike ... Dressed but did not play in next two contests ... Waived by Houston on Nov. 3 ... Originally signed as free agent with Tampa Bay in 1986.

COLLEGE: Four-year letterman and two-year starter at Pittsburgh (1982-85) ... Played both guard and center with Panthers ... Moved to guard as senior ... Replaced Jim Sweeney (N.Y. Jets) at center during junior season ... Started three games as sophomore at right guard ... Holds B.A. in secondary education.

PERSONAL: Single, splits residence between Pembroke Pines, Fla. and Cincinnati, Ohio ... Attended Dear Park High School in Cincinnati ... Lettered in football, track and baseball in high school ... Lists favorite movie as "Teenage Mutant Ninja Turtles," favorite television shows as "The Simpsons" and "Married with Children" and favorite book as "War and Peace" ... Full name is Barry Glen Pettyjohn, born in Cincinnati, Ohio.

NFL STATISTICS

GAMES PLAYED/STARTED: 1987 (Houston): 2/0, 1989 (Miami): developmental squad

MIKE REICHENBACH



6-2 235
Linebacker #52
Born: 9/14/61
College: East Stroudsburg '84
Acquired: PB (Phil.), 1990
NFL: Seventh Season
Dolphins: First Season

PRO: 1989 - Punishing inside linebacker ... Acquired from unprotected list of Philadelphia on March 30, 1990 ... Played in all 16 games with four starts in 1989 ... Recorded 16 tackles (10 solo) and a fumble recovery ... Added 10 tackles on special teams ... Halted Chargers' drive with fumble recovery at San Diego (11/5) ... Started at outside linebacker for first time at Dallas (11/23) ... Registered season-high five tackles at N.Y. Giants (12/3) ... Recorded first career rushing attempt with 30-yard jaunt from punt formation in season-finale vs. Phoenix (12/24).

1988 - Played in all 16 games with 11 starts in '88 ... Recorded 84 tackles (53 solo) and a sack ... Opened season as reserve at inside linebacker ... Regained starting role vs. Houston (10/2) ... Started remaining 11 games as Eagles posted 8-3 record ... Recorded season high 12 tackles at N.Y. Giants (11/20) ... Recorded only sack of season at Dallas (12/18).

1987 - Played in 11 games with nine starts in strike-shortened season '87 season ... Started first nine games in '87 ... Finished season with 68 tackles (15 solo) ... Recorded season-high 15 tackles vs. N.Y. Giants (11/15) ... Registered first career sack vs. St. Louis (11/22) ... Suffered ankle injury at N.Y. Giants (12/6) ... Missed following week's game vs. Miami (12/13) ... Injury snapped streak of 44 straight starts ... Played on special teams for remainder of season.

1986 - Started all 16 games in '86 ... Finished season as team co-leader with 129 tackles (91 solo) and added a pass defended ... Took on complex role of middle linebacker in new coach Buddy Ryan's "46" defense ... Recorded season-high 13 tackles at N.Y. Giants (10/12).

145

1985 - Started all 16 games in 1985 ... Called all defensive signals ... Finished third on team with 119 tackles (75 solo), two forced fumbles and first career interception ... Added 15 passes defended ... Registered season-high 11 tackles at New Orleans (10/6) and Dallas (11/24) ... Recorded INT vs. Washington (12/8).

1984 - Played in 12 games with one start as rookie ... Signed by Eagles as free agent and waived on final cut (8/27) ... Re-signed by Eagles when Bill Cowher (currently Kansas City's linebackers coach) was placed on IR ... Recorded 31 tackles (23 solo) and recovered a fumble ... Finished second on team with 35 special teams tackles ... Made 11 tackles at Miami (11/11) including key hit on fullback Pete Johnson on fourth-and-goal play from Eagles' one-yard line ... Made first NFL start at Washington (11/18) ... Originally joined Eagles as free agent.

COLLEGE: Three-year starter at East Stroudsburg ... Became first player in school history to be selected as Little All-America by AP and Kodak/Coaches in same year (1983) ... Finished second on team in tackles (147) and intercepted four passes as senior ... Recorded two INTs in final minute in victory over Bloomsburg State that clinched Pennsylvania conference's Eastern Division title ... Holds B.S. degree in environmental science.

PERSONAL: Single, resides in Bala Cynwyd, Pa ... Last name is pronounced as RYE-ken-bock ... Has been involved with many fund-raising events for Philadelphia charities ... Named first-team all-city selection at Liberty High School in Bethlehem, Pa. ... Also lettered in baseball and wrestling ... Full name is Jon Michael Reichenbach, born on Sept. 14, 1961, in Fort Meade, Md.

NFL STATISTICS

YEAR	TEAM	G-S	TACK.	ASST.	TOTAL	FUM. REC.	QB SACK	INT.	YDS.
1984	Philadelphia	12-1	23	8	31	1	0	0	0
1985	Philadelphia	16-16	75	44	119	1	0	1	10
1986	Philadelphia	16-16	91	38	129	0	0	0	0
1987	Philadelphia	11-9	15	53	68	0	1	0	0
1988	Philadelphia	16-11	53	31	84	0	1	0	0
1989	Philadelphia	16-4	10	6	16	1	0	0	0
6-YEAR TOTALS		87-57	267	179	446	3	2	1	10
PLAYOFFS		2-1	3	0	3	0	0	0	0

ADDITIONAL STATS

Passes Defensed: 4 in 1984, 15 in 1985, 1 in 1986, 2 in 1987, 3 in 1988 for total of 25
 Forced Fumbles: 2 in 1985
 Special Teams Tackles: 35 in 1984, 8 in 1987, 10 in 1989 for total of 53
 Rushing: 1 for 30 in 1989

REGGIE ROBY



6-2 246
Punter #4
Born: 7/30/61
College: Iowa '83
Acquired: D6, 1983
NFL: Eighth Season
Dolphins: Eighth Season

PRO: 1989 - Veteran punter ranks among best in NFL history ... Earned second Pro Bowl selection of career in 1989, having been named to the AFC Pro Bowl team following 1984 season ... Finished

146

season with 58 punts for 2,458 yards, 42.4 avg. and a net average of 35.3 yards per kick ... Ranked third in the AFC and seventh in the NFL in punting avg ... Finished third in the AFC and tied for sixth in the NFL in net average ... Had 18 punts inside the 20-yard line which ranked fifth in the AFC and tied for tenth in the NFL ... Booted three kicks for 140 yards (46.7 avg.) at New England on Sept. 17 ... Knocked ball out of end zone for safety after Brian Kinchen's center snap sailed over Roby's head vs. N.Y. Jets (9/24) ... Forced to take a safety for second straight week when he failed to handle Kinchen's high snap and knocked the ball out of end zone at Houston (10/1) ... Punted four times for 183 yards for a 45.7 avg. (long of 51 yards) vs. Cleveland (10/8) ... Placed four of five kicks inside twenty-yard line, including two inside the five yard line, while also booting his season-high kick of 58 yards at Dallas (11/19) ... Charged with fumble (loss of 19 yards) and a rush (for no yardage) when he failed to handle a bad snap vs. Pittsburgh (11/26) ... Suffered blocked punt at Indianapolis (12/17) when his punt was blocked by the Colts' Chris Goode and recovered by Goode at Miami's one-yard line ... Blocked punt was only the second one of Roby's career, with his other blocked punt coming in his rookie season on Oct. 16, 1983, against the Jets (by Darrol Ray) ...

ALL-TIME LISTS: Ranks second on Miami's career punt chart with 394 career punts (behind current Miami receivers coach Larry Seiple's 633 punts) ... Career average of 43.4 yards per punt is highest career average in Dolphin history ... Qualified for NFL's all-time top ten punt list in '88 when he registered his 300th career punt ... Holds career average of 43.4 yards per punt which is eighth best in NFL history:

NFL ALL-TIME TOP TEN PUNTERS

PLAYER	YEARS	NO.	YARDS	AVG.	LONG	BLK.
1. Sammy Baugh	16	338	15,245	45.1	85	9
2. Tommy Davis	11	511	22,833	44.7	82	2
3. Yale Lary	11	503	22,279	44.3	74	4
4. Rohn Stark	7	593	26,183	44.2	72	5
5. Horace Gillom	7	385	16,872	43.8	80	5
6. Jerry Norton	11	358	15,671	43.8	78	2
7. Don Chandler	12	660	28,678	43.5	90	4
8. REGGIE ROBY	6	394	17,104	43.4	77	2
9. Sean Landeta	5	301	13,033	43.3	71	1
10. Jerrel Wilson	16	1,072	46,139	43.0	72	12

1988 - Finished fifth in NFL with 43.0 average in '88, which was fifth best in Dolphins history ... Also has the top four single season averages in team history: 44.7 in '84, 44.2 in '86, 43.7 in '85 and 43.1 in '83 ... Dressed for all 16 games in 1988, punting in 15 contests ... Punted 64 times for 2,754 yards with nine touchbacks, 18 inside the 20 and no blocks in '88 ... Handled kick off duties in second half of San Diego game (10/16) after regular kicker Fuad Reveiz suffered thigh injury in contest ... Tied team's second-best single-game high with 52.0 average (on four punts) at Indianapolis (9/25) ... Was not called upon to punt in Cleveland contest (12/12) for second time in his career (and third time in Miami history).

1987 - Played in 10 games in '87, punting in nine ... Only game he did not kick in was '87 opener at New England (9/13) ... Suffered severely sprained right ankle and mild groin pull in that contest when tackled by Patriots' Rod McSwain after bad center snap ... Was placed on injured reserve on 9/16 and activated on 10/31 ... For second straight year had longest punt in NFL; booted 77-yarder versus Buffalo (11/29), tying Steve Cox of Washington for that honor in '87 ... That 77-yarder marked longest punt in Dolphin history, breaking previous record of 73 yards done twice by Roby and once by Seiple ... Punted 32 times for 1,371 yards with three touchbacks, eight inside the 20 and no blocks in '87 ... Handled kick off chores versus Jets (12/7) after Fuad Reveiz was injured ... For second straight year (and third time of career, also 1984) had best net average in AFC (38.3) ... His 42.8-yard average was just behind AFC leader Ralf Mojsiejenko (San Diego, 42.9) but Roby (32 punts) did not have necessary 2.5 punts per game (38 total) to qualify among league leaders because of games missed due to his injuries ... Named All-AFC in '87 by Pro Football Weekly.

1986 — Finished second in AFC in 1986 with 44.2 average (behind Colts' Rohn Stark at 45.2) ... Punted fewest times of any regular in AFC (56) ... Saw action in 15 games in '86 with rare non-appearance (first time in career) versus Buffalo (10/12/86) as Dolphins did not have to punt all afternoon ... Was only second time in team history that Dolphins did not punt at least once in a game ... His game average (58.5, 4-234) vs. San Francisco shattered Miami record of 52.0, set by Seiple vs. Jets in '73 ... Following '86 campaign, was named honorable mention All-NFL by AP and second-team All-NFL by UPI.

1985 — Played in all 16 regular-season games along with two playoff contests in 1985 ... Finished second in league in punting ... Named College and Pro Football Newsweekly first-team All-Pro ... Also NEA second-team All-Pro and UPI second-team All-AFC ... Finished 1985 with 59 punts for 2,576 yards (43.7 average).

1984 — Was most honored NFL punter or kicker in 1984 ... Enjoyed banner season despite fewest punts (51) among league regulars ... Finished second in NFL with 44.7-yard average, trailing only Kansas City's Jim Arnold at 44.9 ... Was first in NFL in net average with mark of 38.1 ... Many honors included NFL Alumni Kicker of the Year, AP first-team All-Pro and being selected to AFC Pro Bowl squad ... Had six punts of 60 yards or longer.

1983 — In rookie season, averaged 43.1 yards per punt to better George Roberts' prior team record of 42.6 (1980) ... 43.1 mark was fourth in NFL, while 36.5 net average ranked third league-wide ... Paced AFC with 27 kicks inside the 20 ... Post-season honors included Pro Football Weekly and Football Digest All-Rookie Team ... Several times hit Superdome scoreboard overhang in warm-ups prior to Dolphin loss at New Orleans (10/2/83) ... Suffered blocked punt against Jets (10/16/83) when Darrol Ray smothered punt ... Had '83 season-high 64-yarder against Colts (11/20/83) ... Sixth-round draft choice (167th overall) of Miami in 1983.

COLLEGE: Enjoyed record-setting career at Iowa (1979-82) ... Led nation in punting in both junior and senior seasons ... Overall, punted for nearly four-and-a-half miles in tenure ... Also handled kickoffs for Hawkeyes ... In senior season of 1982, averaged 48.1 yards per kick while earning second-team All-America honors from UPI and NEA, and being named first-team All-Big Ten ... Participated in East-West Shrine all-star game ... Had best year as junior with NCAA record 49.8-yard average on 44 kicks ... Received first-team All-America selection that season from AP and UPI, as well as first-team All-Big Ten honors ... Averaged better than 50 yards a punt in eight games in '81 and five in '82 ... As sophomore averaged 40.6 yards and also connected on six of nine extra points and six of 15 field goal attempts ... Was runner-up among Big Ten punters as freshman with 42.6-yard average, but was four punts short of qualifying for eighth place NCAA ranking ... Was also kicker for final nine games of '79 season, converting 22 of 25 PATs and five of 11 FGs ... Was AP honorable mention All-American as freshman ... Also lettered for Hawkeye baseball team in 1979 ... Majored in communications.

PERSONAL: Single, engaged to Patrice Tranberg ... Resides in Plantation ... Has two children, daughter Brittany (3/5/86) and son Bry (3/27/88) ... Has interned with TBS Sports and CNN in Atlanta, directing and doing camera work ... Hopes for eventual career in television ... Gained notoriety in 1987 for wearing wristwatch during games ... Named "Most Athletic Eyes" for '88 by Dade and Broward County Optometric Associations ... Has done charity work for Special Olympics and for Shriners' Hospital, and also participated in national drug awareness program for NCAA, as well as "Say No to Drugs" national campaign ... As only child in neighborhood, practiced punting by kicking footballs and soccer balls back and forth over family house ... Punting concentration techniques include picking out person in end zone stands and trying to reach him ... Hobbies include playing golf and kicking ... Lists favorite movie as "Glory," favorite TV shows as "Golden Girls" and "In Living Color" and favorite book as "Pet Sematary" ... Enjoys listening to Today and Earl Klugh ... Attended East Waterloo (Iowa) High School, lettering in football (punter and tight end) and baseball ... Full name is Reginald Henry Roby, born July 30, 1961, in Waterloo, Iowa.

NFL STATISTICS

YEAR	TEAM	G	NO.	YDS.	AVG.	TB	IN 20	LG	BLK.	FC	NET
1983	Miami	16	74	3188	43.1	11	27	64	1	13	36.5
1984	Miami	16	51	2281	44.7	10	15	69	0	6	34.7
1985	Miami	16	59	2576	43.7	8	19	63	0	6	34.7
1986	Miami	15	56	2476	44.2	9	13	73	0	15	37.4
1987	Miami	10	32	1371	42.8	3	8	77	0	4	38.3
1988	Miami	15	64	2754	43.0	9	18	64	0	10	35.3
1989	Miami	16	58	2458	42.4	6	18	58	1	13	35.3
7-YEAR TOTALS		104	394	17104	43.4	56	118	77	2	74	36.3
PLAYOFFS		6	24	947	39.5	1	9	62	0	8	35.9

PUNT BREAKDOWN

YEAR	0-9	10-19	20-29	30-39	40-49	50-59	60-69	70-PLUS	TOTALS
1983	1	1	4	19	28	18	3	0	74
1984	0	0	4	14	18	8	7	0	51
1985	0	0	6	12	23	16	2	0	59
1986	0	1	2	15	24	10	2	2	56
1987	0	1	2	8	14	6	0	1	32
1988	0	0	7	17	19	20	1	0	64
1989	0	1	0	21	26	10	0	0	58
TOTALS	1	4	25	106	152	88	15	3	394
PLAYOFFS	0	0	2	10	10	1	1	0	24

SINGLE-GAME HIGHS

Most Punts: 8 at Baltimore, 10/23/83
8 at L.A. Raiders, 10/9/88

Fewest Punts: 0 vs. Buffalo, 10/12/86
0 vs. Cleveland, 12/12/88

Most Punt Yards: 364 at L.A. Raiders, 10/9/88
318 at Baltimore, 10/23/83

Highest Punting Average: (minimum 4 punts)
58.5 vs. San Francisco, 9/28/86
52.0 at Indianapolis, 9/25/88
50.8 vs. Houston, 11/2/86

Most Touchbacks: 2, nine times, last 1988

Most Punts Inside 20: 4 at N.Y. Jets, 10/16/83
4 vs. Cleveland, 1/4/86
4 at Buffalo, 9/11/88
4 at L.A. Raiders, 10/9/88
4 at Dallas, 11/19/89

Longest Punts: 77 at Buffalo, 11/29/87
73 vs. San Francisco, 9/28/86
73 at New England, 10/5/86

*Playoff Game

ADDITIONAL STATS

Rushing: 2 for -8 yards, -4.0 avg., long 0 in 1986; 1 for 0 yards in 1987, 2 for 0 yards in 1989 for total of 5 for -8 yards, -1.6 avg., long 0

Special Teams Tackles: 2 in 1985, 2 in 1986, 1 in 1988 for total of 5

Forced Fumbles: 1 in 1983

*career return yardage: ~~1,599~~ yards
1,996*



DOLPHIN FACT

The Dolphins are 11-11 (.500) in games played in a domed stadium — 4-2 against Indianapolis (Hoosier Dome), 5-6 against Houston (Astrodome), 1-1 against Detroit (Silverdome), 1-1 against New Orleans (Superdome) and 0-1 against Seattle (Kingdome). Miami has never played a regular-season or playoff game at Minnesota (Metrodome). The Dolphins are scheduled to play in the Hoosier Dome during the 1990 season.

SCOTT SCHWEDES



6-0 185
Wide Receiver/
Kick Returner
#81
Born: 6/30/65
College: Syracuse '87
Acquired: D2b, 1987
NFL: Fourth Season
Dolphins: Fourth Season

PRO: 1989 — Played in nine games with no starts in '89... Finished season with seven receptions for 174 yards (24.9 avg.) and one touchdown... Added 18 punt returns for 210 yards (11.7 avg.) and a TD... Suffered twisted knee in practice on Sept. 6 and placed on injured reserve the next day... Activated from IR on Oct. 27 after missing first seven games of season... Made '89 debut at Buffalo (10/29)... Recorded first catch of season vs. Indianapolis (11/5), grabbing a pass for 21 yards... Had best receiving game of season at N.Y. Jets (11/12), catching three passes for 107 yards and first career touchdown... Receptions and yardage were the second-highest single-game totals of his career... Caught 65-yard TD pass from Dan Marino which was the longest reception of his career and his first career touchdown... Caught three passes (matching his '89 single-game high) for 46 yards at Indianapolis (12/17)...

PUNT RETURNS: Early season injury forced Schwedes to fall short of number of punt returns necessary to qualify for league's punt return leaders... His 11.7 punt return avg. would have placed Schwedes second in the AFC and tied for fourth in the NFL had he had enough returns to qualify... Charged with two fumbles on punt returns after failing to catch punts cleanly at N.Y. Jets (11/12)... Scored first career touchdown on a punt return when he returned a Rohn Stark punt 70 yards for a touchdown on Dec. 17 at Indianapolis... Recorded AFC's longest punt return and third longest in NFL in '89 (see below)... It was first Dolphin punt return for a TD since James Pruitt's 71-yard return for a score vs. Indianapolis on Sept. 14, 1986.

LONGEST PUNT RETURNS IN 1989

NAME	OPPONENT	DATE	LENGTH
Dave Meggett, N.Y. Giants	L.A. Raiders	12/24	76t
Walter Stanley, Detroit	Green Bay	11/12	74
SCOTT SCHWEDES, MIAMI	INDIANAPOLIS	12/17	70t
Deion Sanders, Atlanta	L.A. Rams	9/10	68t

1988 — Played in all 16 games with one start in '88... Used primarily as a punt and kickoff return man... Caught first career pass in '88 with a four-yard reception against New England (11/20)... Caught 16-yard pass against Indianapolis (12/4)... Had sensational game in season-finale against Pittsburgh with four receptions for 110 yards... Made diving 42-yard grab of Dan Marino aerial at Steelers one-yard line to set up Miami's first touchdown... Finished seventh in AFC in punt returns, 24 returns for a 9.6 average with no TDs and seven fair catches... Fourth on team in kickoff returns with three for a 16.3 average and no TDs... Had season-high 36-yard return against San Diego (10/16).

1987 — Played in all 12 non-strike games in 1987 with no starts... Used primarily as punt and kickoff return man... Did not have a reception during rookie year... Led team and tied for sixth in AFC in punt returns... Returned 24 punts for an 8.5-yard average with no TDs and 6 fair catches... Named to Pro Football Weekly's All-Rookie Team as punt returner... Third on team in kickoff returns

150

with 9 for a 19.7-yard average and no TDs... Had longest punt return of season (31 yards) in rain at New England in opener (9/13)... Longest kickoff return of rookie year (34 yards) came versus Buffalo (10/25)... Had '87 high for punt return yards in a game in same Bills contest with 75; 2-17 on punt returns, 2-58 on kickoff returns... Had '87 high for punt return yards in a game (3-58) against Indianapolis (11/15)... Dolphins' second pick in second round (56th overall) in 1987 after Miami traded up with St. Louis for third- and fifth-round selections.

COLLEGE: Three-year starter and four-year letterman (1983-86) at Syracuse... Finished career as school's all-time leading receiver with career records in receptions (139), receiving yards (2,111) and receiving TDs (16)... Also left with two career punt return records: number of returns (82) and return yardage (876)... Made at least one catch in 40 straight games (NCAA record is 44)... Only time in career he did not have at least one reception in game was against Rutgers his freshman season... Led team in receiving every year but junior season (finished second)... Won honorable mention All-America honors in 1986... Also selected first-team All-Eastern College Athletic Conference and All-East... Set Syracuse single-season receiving record in '86 with 47 catches (for 652 yards and six TDs)... Also tied school record for most punt returns in a season with 31 (for 311 yards and a touchdown)... Had six receptions for 84 yards, including five-yard TD grab, against Virginia Tech to break Art Monk's Syracuse career record for receptions (102)... Set an East-West Shrine Game record with 90-yard kickoff return for East squad... Had two receptions for 52 yards in Senior Bowl... Finished 1985 season with 34 receptions for 692 yards and six TDs... Won honorable mention on All-ECAC and All-East teams as sophomore... Led team in receptions with 37 for 506 yards and three TDs... Finished first in receptions for Orangemen as freshman despite not starting all season... Holds B.S. in marketing.

PERSONAL: Single, splits residence between Pembroke Pines and Tennis Island, N.Y... Owns home on Tennis Island, in the 1,000 Island area of northern New York state... Spends free time fishing around Tennis Island... Father, Ger, was captain of Syracuse's 1959 national championship team, in addition to being first-ever territorial draft pick of AFL's Boston Patriots in 1961... Hobbies include playing golf and fishing... Lists favorite TV shows as "Cheers" and "Mash," favorite book as "Watership Down" and favorite recording artists as the SOS Band and Little River Band... Attended Jamesville-DeWitt High School in DeWitt, N.Y., lettering in football, basketball and lacrosse... Full name is Scott Andrew Schwedes, born June 30, 1965, in Syracuse, N.Y.

NFL STATISTICS

YEAR	TEAM	RECEIVING					PUNT RETURNS						
		G-S	NO.	YDS.	AVG.	LG	TD	NO.	FC	YDS.	AVG.	LG	TD
1987	Miami	12-0	0	0	0.0	0	0	24	6	203	8.5	31	0
1988	Miami	16-1	6	130	21.7	42	0	24	7	230	9.6	36	0
1989	Miami	9-0	7	174	24.9	65t	1	18	3	210	11.7	70t	1
3-YEAR TOTALS		37-1	13	304	23.4	65t	1	66	16	643	9.7	70t	1

ADDITIONAL STATS

Kickoff Returns: 9 for 177 yards, 19.7 avg., long 34 in 1987; 3 for 49 yards, 16.3 avg., long 25 in 1988, 3 for 24 yards, 8.0 avg., long 13 in 1989 for total of 15 for 250 yards, 16.7 avg., long 34

Miscellaneous Tackles: 1 in 1988

100-Yard Receiving Games: 1 in 1988, 1 in 1989 for total of 2

SINGLE GAME HIGHS

Most Receptions: 4 at Pittsburgh, 12/18/88
 3 at N.Y. Jets, 11/12/89
 3 at Indianapolis, 12/17/89

Most Receiving Yards: 110 at Pittsburgh, 12/18/88
 103 at N.Y. Jets, 11/12/89

Most TD Receptions: 1 at N.Y. Jets, 11/12/89

Longest Receptions: 65t at N.Y. Jets, 11/12/89
 42 at Pittsburgh, 12/18/88

151

RECEIVING BREAKDOWN

	1989					CAREER						
	GM	NO	YDS	AVG	LG	TD	GM	NO	YDS	AVG	LG	TD
Buf.	1	0	0	0.0	0	0	5	0	0	0.0	0	0
Ind/Bal	2	4	67	16.8	21	0	6	5	83	16.6	21	0
Mia.	-	-	-	-	-	-	-	-	-	-	-	-
New E.	1	0	0	0.0	0	0	5	1	4	4.0	4	0
NY Jets	1	3	107	35.7	65	1	4	3	107	35.7	65	1
AFC East	5	7	174	24.9	65	1	20	9	194	21.6	65	1
Cin.	-	-	-	-	-	-	1	0	0	0.0	0	0
Cle.	-	-	-	-	-	-	1	0	0	0.0	0	0
Hou.	-	-	-	-	-	-	-	-	-	-	-	-
Pitt.	1	0	0	0.0	0	0	3	4	110	27.5	42	0
AFC Cent.	1	0	0	0.0	0	0	5	4	110	27.5	42	0
Den.	-	-	-	-	-	-	-	-	-	-	-	-
K.C.	2	0	0	0.0	0	0	2	0	0	0.0	0	0
LA Raid.	-	-	-	-	-	-	1	0	0	0.0	0	0
San D.	-	-	-	-	-	-	1	0	0	0.0	0	0
Sea.	-	-	-	-	-	-	-	-	-	-	-	-
AFC West	2	0	0	0.0	0	0	4	0	0	0.0	0	0
AFC Total	8	7	174	24.9	65	1	29	13	304	23.4	65	1
Dal.	1	0	0	0.0	0	0	2	0	0	0.0	0	0
NY Gia.	-	-	-	-	-	-	-	-	-	-	-	-
Phil.	-	-	-	-	-	-	1	0	0	0.0	0	0
Pho/St.L.	-	-	-	-	-	-	-	-	-	-	-	-
Wash.	-	-	-	-	-	-	1	0	0	0.0	0	0
NFC East	1	0	0	0.0	0	0	4	0	0	0.0	0	0
Chi.	-	-	-	-	-	-	1	0	0	0.0	0	0
Det.	-	-	-	-	-	-	-	-	-	-	-	-
Green B.	-	-	-	-	-	-	1	0	0	0.0	0	0
Minn.	-	-	-	-	-	-	1	0	0	0.0	0	0
Tampa B.	-	-	-	-	-	-	1	0	0	0.0	0	0
NFC Cent.	-	-	-	-	-	-	4	0	0	0.0	0	0
Atl.	-	-	-	-	-	-	-	-	-	-	-	-
LA Rams	-	-	-	-	-	-	-	-	-	-	-	-
New O.	-	-	-	-	-	-	-	-	-	-	-	-
San Fran.	-	-	-	-	-	-	-	-	-	-	-	-
NFC West	-	-	-	-	-	-	-	-	-	-	-	-
NFC Total	1	0	0	0.0	0	0	8	0	0	0.0	0	0
Sept.	-	-	-	-	-	-	6	0	0	0.0	0	0
Oct.	1	0	0	0.0	0	0	7	0	0	0.0	0	0
Nov.	4	4	128	32.0	65	1	13	5	132	26.4	65	1
Dec.	4	3	46	15.3	20	0	11	8	172	21.5	42	0
Games 1-8	1	0	0	0.0	0	0	13	0	0	0.0	0	0
Games 9-16	8	7	174	24.9	65	1	24	13	304	23.4	65	1
Home	4	1	21	21.0	21	0	18	3	41	13.7	21	0
Road	5	6	153	25.5	65	1	19	10	263	26.3	65	1
Wins	3	3	107	35.7	65	1	17	4	128	32.0	65	1
Losses	5	4	67	16.8	20	0	19	9	176	19.6	42	0
Ties	-	-	-	-	-	-	-	-	-	-	-	-
Grass	4	1	21	21.0	21	0	21	3	41	13.7	21	0
Turf	5	6	153	25.5	65	1	16	10	263	26.3	65	1
1st Down	9	1	10	10.0	10	0	37	2	27	13.5	17	0
2nd Down	9	1	32	32.0	32	0	37	2	50	25.0	32	0
3rd Down	9	5	132	26.4	65	1	37	9	227	25.2	65	1
4th Down	9	0	0	0.0	0	0	37	0	0	0.0	0	0
1st Half	9	3	62	20.7	32	0	37	6	153	25.5	42	0
2nd Half	9	4	112	28.0	65	1	37	7	151	21.6	18	0
Overtime	-	-	-	-	-	-	1	0	0	0.0	0	0

SCOTT SECULES



6-3 220
Quarterback
Born: 11/8/64
College: Virginia '88
Acquired: T (Dall.), 1989
NFL: Third Season
Dolphins: Second Season

#9

PRO: 1989 — Young quarterback played relief role for Dolphins in '89 ... Acquired by Miami from Dallas Cowboys on Aug. 6, 1989, in exchange for 5th round draft choice in 1990 ... Participated in 15 of 16 Dolphin games in '89 ... Saw action at QB position in four games ... Held for PATs and field goal attempts ... Finished season hitting on 22 of 50 attempts (44.0 percent) for 286 yards, with one touchdown and three interceptions for a rating of 44.3 ... Made Dolphin and NFL debut on Sept. 10 vs. Buffalo as holder ... First NFL appearance at quarterback came at Houston (10/1) in relief role late in the fourth quarter ... Completed one of three pass attempts with only completion being a 14-yard pass to Andre Brown on last play of the game ... Added one carry for three yards ... Saw relief role at Buffalo (10/29) in the fourth quarter, completing six of 11 attempts for 109 yards and a 44-yard TD pass to Andre Brown for Secules' first NFL TD pass ... Added a 17-yard run in contest ... Saw most extensive work at QB on Nov. 26 vs. Pittsburgh, replacing Dan Marino early in third quarter after Marino left contest with injured right shoulder ... Completed seven of 19 attempts for 94 yards with no touchdowns and two INTs ... Rushed 17 yards as holder on third-quarter fake FG attempt to set up touchdown at Kansas City (12/3) ... Played in fourth quarter in relief of Marino at Colts (12/17) and hit on eight of 17 for 69 yards with no touchdowns and one interception ... Also had one rush for two yards ... Saw extensive action in preseason playing in all four preseason games and completing 26 of 48 attempts (54.2 percent) for 269 yards, two touchdowns, and no interceptions.

1988 — As rookie for Cowboys in 1988, spent 13 weeks on active roster ... Did not play in a regular season or a preseason contest as the Cowboys kept four quarterbacks on active roster (Secules, Danny White, Steve Pelluer and Kevin Sweeney) ... In '88 training camp scrimmage against the L.A. Raiders, completed nine of 12 passes for 83 yards ... Third quarterback taken in 1988 draft behind only Chris Chandler (Indianapolis) and Don MacPherson (Philadelphia) ... Sixth-round draft choice (151st overall) of Dallas in 1988.

COLLEGE: Four-year letterman and one-year starter at Virginia ... Redshirted during freshman year ... Spent next three years backing up current Green Bay Packers' QB Don Majkowski ... In senior season, hit on 174 of 296 attempts (58.8 percent) for 2,311 yards with 12 touchdowns and eight interceptions ... Set 14 school records as senior including completions in a season (174), passing yards in a game (328 vs. North Carolina) and season (2,311), completion percentage in a game (80%, on 20 of 25 passing vs. Wake Forest), a season (58.8%, 174 of 296) and career (56%, 260 of 464) ... Led Atlantic Coast Conference in passing efficiency as senior ... Became first Virginia quarterback to be named All-ACC since Bob Davis in 1966 ... Led Virginia to first undefeated home season since 1951 ... Guided school to only its second bowl appearance in 99 years ... Named as Offensive Player of Game in Virginia's 22-16 victory over Brigham Young in All-America Bowl ... Started three games as junior in place of injured Majkowski ... As junior, set school records for attempts and completions in a game against Clemson as he completed 30 of 49 passes for 298 yards and two touchdowns ... Holds B.S. in economics.

NFL TOP ROOKIE RUNNERS IN 1989

NAME	TEAM	ATT.	YARDS	AVG	LG	TD
Barry Sanders	Detroit	280	1,470	5.3	34	14
Bobby Humphrey	Denver	294	1,151	3.9	40	7
Tim Worley	Pittsburgh	195	770	3.9	38	5
Marion Butts	San Diego	170	683	4.0	50	9
SAMMIE SMITH	MIAMI	200	659	3.3	25	6
Eric Metcalf	Cleveland	187	633	3.4	43	6

Smith's 659 yards rushing placed him second among the Dolphins' all-time single season rookie rushing leaders, trailing only Andra Franklin's team record of 711 yards rushing, which Franklin set in his rookie season of 1981:

DOLPHINS' ALL-TIME SINGLE SEASON ROOKIE RUSHING LEADERS

PLAYER	YEAR	YARDS	CARRIES	AVERAGE
Andra Franklin	1981	711	201	3.5
SAMMIE SMITH	1989	659	200	3.3
Jim Kiick	1968	621	165	3.8
Troy Stradford	1987	619	145	4.3
Larry Csonka	1968	540	138	3.9

With six touchdowns rushing, Smith finished tied for third among the Dolphins all-time rookie rushing touchdown leaders with Larry Csonka (1968) and Troy Stradford (1987), behind Andra Franklin's seven rushing TDs in 1981 and Ron Davenport's 11 rushing touchdowns in 1985. . . His three rushing touchdowns vs. New England on Dec. 10th tied the Dolphin team record for most rushing touchdowns in a game. . . With 200 carries Smith finished second on the Dolphin's all-time list of rookie single season rushing attempts leaders, behind only Andra Franklin's rookie record of 201 carries, set in 1981. . .

100 YARDS RUSHING: Had his best game as a pro Nov. 5th vs. Indianapolis, rushing for 123 yards on 25 carries, an average of 4.9 yards per carry. . . His 123 yards rushing not only was his career high, it also was tied for the 17th best single game rushing total in Dolphins history and was the third best single game rushing total ever by a Dolphin rookie, surpassed only by Troy Stradford's 169 yards rushing at Dallas on November 22, 1987, and Leroy Harris' 140 yards rushing vs. Baltimore on December 5, 1977. . . With his 123 yards rushing, Smith became the first Miami rusher to go over 100 yards in a game since Stradford gained 120 yards on December 7, 1987 vs. the New York Jets, with the Dolphins going 27 games in that interval without a 100-yard rusher. . . It also was the only time a Dolphin rushed for 100 or more yards in 1989. . . Smith accounted for most of the Dolphins' total of 159 yards rushing, and with the Dolphins passing for 149 yards in that contest, it was the first time the Dolphins had more rushing yards than passing yards in a game since Oct. 11, 1987 vs. Kansas City in a replacement game (202 yards rushing, 142 yards passing); the last time that occurred in a non-replacement game was on December 22, 1985 vs. Buffalo (179 yards rushing, 145 yards passing). . . Smith's longest run of the game, a 25-yard gain, is the longest run of his career and was the longest run by a Dolphin in 1989. . . His 25 carries were the most by a Dolphin running back since Stradford had 30 rushing attempts against the Jets on December 7, 1987. . . Smith's 25 carries also is the second highest single game total ever by a Dolphin rookie, surpassed only by Stradford's 30 carries against the Jets. . . He also fumbled twice in that game as the Dolphins had five fumbles during the contest to tie the team single game record (later broken). . .

THREE TOUCHDOWNS: On Dec. 10th vs. New England, Smith scored three rushing touchdowns while gaining 62 yards on 21 carries to tie the Dolphin record for most rushing touchdowns in a game. . . It was the 12th time a Dolphin rushed for three TDs, and the third time it has been done by a rookie. . . The last Dolphin (and Miami rookie) to score three TDs on the ground had been Troy Stradford on December 7, 1987 vs. the New York Jets. . . In addition, Smith's three TDs rushing, coupled with Dan Marino's one-yard TD run, gave the Dolphins four TDs rushing to tie the club single game record, accomplished seven previous times. . .

156

DOLPHIN DEBUT: With under a week's practice time after signing his contract on September 11th, he made his Dolphin debut Sept. 17th at New England in an unannounced surprise starting role at running back, and in the game's first play, he gained 21 yards the first time he touched the ball as a pro. . . Picked up three yards in his next carry, and three plays later had a 13-yard run, giving him 37 yards rushing on his first three professional carries. . . Overall, he gained 40 yards on seven carries to lead the Dolphins in rushing before leaving the game for good early in the second quarter with a slight sprain of his left ankle. . .

GAME HIGHLIGHTS: Rushed for 45 yards on 14 carries and had one reception for 34 yards (the longest reception of his career) Dec. 24th vs. Kansas City. . . Rushed for 35 yards on 12 carries and had two receptions for 17 yards (his only career game of two or more catches) Dec. 17th at Indianapolis. . . Rushed for 49 yards on 14 carries and caught one pass for five yards Dec. 3rd at Kansas City before leaving game permanently in the fourth quarter with a shoulder injury. . . Also had one fumble, which was recovered by the Chiefs. . . Rushed for 72 yards on 22 carries and scored one touchdown on Nov. 26th vs. Pittsburgh. . . His 72 yards on the ground were the second highest single game rushing total of his career and the second highest single game total by a Dolphin in 1989. . . It also was the third consecutive game in which he scored a rushing touchdown. . . Also had one fumble, with Steeler safety Carnell Lake recovering the fumble and returning it two yards before laterally to Dwayne Woodruff who ran the final 21 yards for a Pittsburgh touchdown. . . Rushed for 45 yards on 14 carries Nov. 19th at Dallas and scored one touchdown, a one-yard run with 3:55 elapsed in the fourth quarter to give the Dolphins a 17-14 lead, the eventual final outcome. . . He also lost one fumble. . . Rushed for 61 yards (the third highest rushing total by a Dolphin in 1989) on 19 carries Nov. 12th at Jets, with one touchdown. . . His one TD run, a three-yard carry with 12:48 elapsed in the third quarter, was his first career touchdown. . . Started Oct. 29th at Buffalo and had 15 carries for 36 yards and had one reception for 12 yards. . . Did not play on Oct. 22nd vs. Green Bay because of a sore ankle. . . On Oct. 15th at Cincinnati, Smith rushed for 50 yards on 15 carries. . . Hampered by an ankle injury, Smith had 18 yards rushing on six carries at Houston Oct. 1st. . . Was on inactive list for Jets game Sept. 24th with a sprained left ankle. . . First round draft choice (ninth overall) by the Dolphins in 1989 out of Florida State. . . Along with Louis Oliver was one of two Florida natives taken by Miami in first round.

COLLEGE: Two-year starter and three-year letterman for Florida State (1985-88). . . Was medical redshirt in 1985. . . Finished career ranked third on Florida State's all-time rushing list with 2,539 yards. . . His 15 career rushing touchdowns were fourth best in FSU's record book. . . Played in Sugar, Fiesta, and All-American Bowls. . . Suffered through injury plagued 1988 season, missing two games and seeing limited action in three others. . . Ran for team-leading 577 yards (5.3 average) and four TDs. . . Best game was 212-yard rushing performance on 24 carries in 44-7 win over Virginia Tech. . . Starred in 13-7 Sugar Bowl victory over Auburn with 115 yards on 24 carries. . . In 1987 was offensive leader for 11-1 and second-ranked Seminoles. . . Rushed for single season school record 1,230 yards with seven touchdowns, surpassing the previous school mark of 1,134 yards held by Greg Allen (1983). . . Averaged 123.0 rushing yards per game, ninth-best among NCAA running backs. . . Set FSU single season records with four consecutive and seven total 100-yard games. . . Rushed for career high 224 yards in 44-3 victory over East Carolina. . . In 1986 earned Football News Freshman All-American honors as a second-year freshman. . . Started four games and finished second on the team with 611 rushing yards on 103 carries, a 5.9 average, along with four touchdowns. . . Ended season by being named as Most Valuable Player in the All-American Bowl with 205 rushing yards and two TDs in 27-13 victory over Indiana. . . In 1985 was granted a medical redshirt as a true freshman. . . Played in first three games of season before suffering season-ending stress fracture in leg. . . Majored in general studies.

PERSONAL: Married to Angela (5/7/87), couple splits residence between Miami and Orlando, Fla., with daughter, Jenee Chantel (3/23/87). . . Consensus All-American at Apopka (Zellwood, Fla.) High

157

CLIFF STOUTD



6-4 222 #18
Quarterback
Born: 3/27/55
College: Youngstown State '77
Acquired: FA, 1989
NFL: 12th Season
Dolphins: Second Season

PRO: 1989 - Veteran quarterback appeared in only three games in 1989, all as holder on field goal and PAT attempts ... Joined Dolphins as free agent after being released by Phoenix on March 14, 1989 ... Waived by Miami on Sept. 4 ... Re-signed by Dolphins when Scott Schwedes was placed on injured reserve (9/7) ... Made his Dolphin debut at Kansas City (12/3) ... Also appeared as holder vs. New England (12/10) and at Indianapolis (12/17) ... On active roster but did not play in four other contests: vs. Buffalo (9/10), at New England (9/17), at Dallas (11/19) and vs. Pittsburgh (11/26) ... Placed on inactive roster for other nine games of season.

1988 - Played in all 16 games (two starts) for Phoenix in 1988 ... Saw action as quarterback in seven games with two starting assignments ... Spent rest of season as holder ... Finished year hitting on 63 passes of 113 attempts for 747 yards with six touchdown and eight interceptions ... Made first '88 start in place of injured starter Neil Lomax on 11/20 at Houston ... Completed 19 of 29 passes for 249 yards with three touchdowns and two interceptions in 38-20 loss ... Threw 52-yard touchdown pass to TE Robert Awalt in contest ... Made second start one week later at Philadelphia in Cardinals' 31-21 loss ... Completed 24 of 43 passes for 228 yards with a touchdown and four INTs ... Relieved injured Lomax in week three contest at Tampa Bay ... With Cardinals trailing 24-23, drove team 65 yards in six plays capped off by a 42-yard scoring strike to Jay Novack with just 3:14 remaining to enable Phoenix to win, 30-24.

1987 - Spent '87 season as back-up to Pro Bowl QB Lomax ... Entered camp as challenger for top QB spot with Cardinals, but fell victim to back spasms ... Injury kept him out of action from Aug. 2 until midway through preseason ... Saw action in all 12 regular season games as a holder.

1986 - Had limited QB role in 1986, first season with Cardinals ... Connected on 52 of 91 passes (57.1%) for 542 yards ... Threw three touchdowns and seven interceptions ... Temporarily won starting job following impressive relief duty in 13-10 win over Philadelphia (11/2) ... Came off bench to engineer a pair of fourth quarter scoring drives, including a 14-yard scoring strike to Roy Green ... Started at QB the next two weeks (vs. San Francisco and New Orleans), but Cardinals dropped both decisions ... Was replaced by Lomax for next start.

1984-85 - Spent '84 and '85 seasons with Birmingham Stallions of USFL ... Led Birmingham to 13-5 record and 1985 Eastern Division championship ... Drilled 266 of 444 passes for 3,358 yards with 34 touchdowns and 19 interceptions as a starter ... His 91.2 pass rating ranked second only to Jim Kelly of Houston ... Launched five touchdown passes vs. Los Angeles (5/19) ... Hit on 13 of 26 passes for 156 yards in 22-10 win over Kelly and Gamblers in quarterfinal playoffs ... In 1984, threw USFL record low seven interceptions ... Guided Birmingham to 14-4 record and Southern Division championship ... Completed 212 passes in 366 attempts for 3,121 yards and 26 touchdowns with a rating of 101.6, which was second-best in league ... Threaded 13 of 17 passes for 147 yards and

161

Recovered fumble at Tampa Bay (10/30) to set up touchdown and added seven tackles ... Forced Roger Vick fumble (recovered by Rick Graf) to set up TD at Jets (11/27) ... Sacked Cleveland QB Bernie Kosar for a six-yard loss and registered two tackles (12/12) ... Selected to Pro Bowl (as a backup) for first time in seven year NFL career ... Became first Miami defensive lineman to earn Pro Bowl recognition since 1984 (Bob Baumhower) ... Named as Dolphins' Outstanding Defensive Lineman (as voted by South Florida media) at team's annual awards banquet.

1987 - Started all 12 non-strike games in '87 at nose tackle ... Recorded 37 tackles (26 solo), third-best among Dolphin linemen ... Was second on team with 3½ QB sacks ... Also forced fumble versus Colts (11/15) ... Had two QB sacks in win over Indianapolis (9/20) ... Recorded season-high seven tackles in season's first game at New England ... Had five each versus Colts (1) and Bengals ... Recorded at least one tackle in each game of '87.

1986 - Joined Dolphins late in '86 campaign (11/12) to back up at nose tackle when Bob Baumhower went on injured reserve ... Saw action in six games as reserve that season, finishing with four tackles and a sack ... Was released by Houston on 11/3/86 after holding out and not signing with Oilers until 10/21 ... Received two-week roster exemption from league and was waived by Oilers when exemption was up.

1983-85 - Played in all 16 games in '85 for Houston, mostly as backup ... Recorded 25 tackles in '85 ... Played in all 16 games in '84, starting three ... Made 41 tackles and 3½ sacks ... Spent first four weeks of '83 rookie season on injured reserve with knee injury ... Following activation, played in remaining 12 games, starting 10 ... Had 55 tackles and three QB sacks ... Statistically, best game of season came against Cincinnati on 11/20/83 as he had 10 tackles ... Selected to Pro Football Weekly's All-Rookie Team in '83 ... Originally signed as free agent by Oilers before '83 season.

COLLEGE: Four-year starter for Northwestern Oklahoma State (1979-82) ... Named All-Oklahoma Intercollegiate Council and All-District IX following junior and senior seasons ... Also earned honorable mention All-America status in senior year after posting career-best 198 tackles and six sacks ... Earned B.S. in biology and environmental conservation.

PERSONAL: Single, owns a home in Davie, Fla. ... Attended St. Lawrence High School in Brasher Falls, N.Y., lettering in football and lacrosse ... Enjoys hunting, target shooting, fishing and reloading cartridges in spare time ... Avid weight lifter ... Also enjoys racquetball and is always looking for a racquetball partner ... Full name is Brian John Sochia, born July 21, 1961, in Massena, N.Y.

NFL STATISTICS

YEAR	TEAM	G-S	TACK.	ASST.	TOTAL	FUM. REC.	QB SACK
1983	Houston	12-10	45	10	55	0	3
1984	Houston	16-3	16	25	41	0	3½
1985	Houston	16-0	15	10	25	0	1
1986	Miami	6-0	4	0	4	0	1
1987	Miami	12-12	26	11	37	0	3½
1988	Miami	16-16	61	11	72	2	4½
1989	Miami	16-16	59	12	71	0	5
7-YEAR TOTALS		94-57	226	79	305	2	21½

ADDITIONAL STATS

Forced Fumbles: 1 in 1983, 1 in 1985, 1 in 1987, 1 in 1988, 1 in 1989 for a total of 5

Passes Defensed: 1 in 1988, 1 in 1989 for total of 2

Blocked PATs: 1 at Chicago, 9/4/88

Suspended five games (last two pre-season; games and first three regular season games) on Aug. 23, 1990 for violating NFL policy on anabolic steroids and related substances

160

rushed for two touchdowns in 36-17 win over Tampa Bay in opening round of playoffs ... Injured shoulder late in contest and was hampered by injury in following week's 20-10 loss to Philadelphia.

1983 - Led Pittsburgh Steelers to AFC Central crown and 10-6 record in first season as a starter in 1983 ... Finished year with totals of 197 completions in 387 attempts for 2,553 yards, 12 touchdowns and 21 interceptions ... Connected on 10 of 20 attempts for 187 yards and one TD in playoff loss to L.A. Raiders (1/1/84) ... Also rushed nine times for 50 yards in contest.

1982 - Played in just three games as QB with with season stats of 14 completions in 35 attempts for 154 yards and five interceptions ... Also rushed 11 times for 28 yards ... Started preseason game against New England (8/19) and completed 17 of 26 passes for 165 yards in 24-20 comeback win.

1980-81 - Saw action in only two games in '81 ... Missed golden opportunity late in year when broken arm prevented him from taking over when Terry Bradshaw was sidelined for season ... Placed on injured reserve for final six weeks of season ... Had first career start in 1980 vs. Cleveland (10/20) ... Threw for impressive 310 yards, completing 18 passes in 37 attempts in contest.

1977-79 - Spent 1977-79 seasons with Steelers, but did not play ... Member of two Super Bowl championship teams with Pittsburgh (1978 and '79) but did not appear in either contest ... Spent league-record first 56 NFL games on Steelers' active roster without appearing in a regular-season contest ... Streak ended on Sept. 28, 1980 when he relieved Bradshaw in second half vs. Chicago ... Fifth-round draft choice of Pittsburgh in 1977.

COLLEGE: Four-year starter at Youngstown State ... Career statistics show 303 completions of 637 attempts for 4,387 yards, 16 touchdowns and 52 interceptions ... Stands second on career passing yards (4,387) list, third for pass attempts (637), and third in pass completions (303) ... Also ranks second on school's total offense list with 5,469 yards and seventh in total offense for a single-season with 1,576 yards in 1976 ... As a senior, started all 10 games and threw for 1,259 yards, five touchdowns and 14 interceptions ... Also rushed for 307 yards and seven touchdowns ... Junior season saw him lead school to 5-4 record ... Started all nine games ... Hit on 66 of 135 passes for 1,022 yards, two touchdowns and 14 interceptions ... Ran for 406 yards and team-leading seven touchdowns ... Started all nine games as he led Youngstown to an 8-1 record as a sophomore ... School played in NCAA Division II tournament, but lost to Delaware, 35-14 ... Threw for 1,140 yards, five TDs and 12 interceptions ... Scored nine rushing TDs on 169 yards ... Started all 10 games during freshman season ... Led team to 4-6 record ... Threw for 962 yards, four touchdowns and 12 interceptions ... Physical education major.

PERSONAL: Married to Laura (10/16/81), couple resides in Tempe, Ariz., with daughter, Cydnei Leigh (8/7/86) and son, Zackary Isaac (1/10/90) ... Involved in many charitable activities while in Birmingham with USFL, including March of Dimes, The King's Ranch and the Alabama Park and Recreation Board ... Named Stallions' "Man of the Year" by the Birmingham Jaycees ... Attended Oberlin High School in Oberlin, Ohio ... One of Ohio's top prep golfers and four-year letterman in football ... Lists favorite movie as "Major League," favorite television show as "Cheers," favorite book as "Bourne Identity," and favorite recording artist as James Taylor ... Full name is Clifford Lewis Stoudt, born March 27, 1955, in Oberlin, Ohio.



DOLPHIN FACT

During the 1980s, the Dolphins were 11-2 (.846) in the regular-season when their game was televised by CBS. Miami will play on CBS in '90 when they play host to the Cardinals on Nov. 4.

NFL STATISTICS

YEAR	TEAM	G-S	ATT.	COMP.	YDS.	PCT.	TD	INT.	LG	TKLD.	RATE
1977	Pittsburgh	0-0	0	0	0	0.0	0	0	0	0.0	0.0
1978	Pittsburgh	0-0	0	0	0	0.0	0	0	0	0.0	0.0
1979	Pittsburgh	0-0	0	0	0	0.0	0	0	0	0.0	0.0
1980	Pittsburgh	6-1	60	32	493	53.3	2	2	72	4-19	78.0
1981	Pittsburgh	2-0	3	1	17	33.3	0	0	17	0.0	58.4
1982	Pittsburgh	6-0	35	14	154	40.0	0	5	24	1/8	14.1
1983	Pittsburgh	16-16	381	197	2553	51.7	12	21	52t	51/339	61.5
1984	Birmingham*	17-17	366	212	3121	57.9	26	7	NA	NA	101.6
1985	Birmingham*	18-18	444	266	3358	59.9	34	19	NA	NA	91.2
1986	St. Louis	5-2	91	52	542	57.1	3	7	24t	7/43	53.4
1987	St. Louis	12-0	1	0	0	0.0	0	0	0	0.0	39.6
1988	Phoenix	16-2	113	63	747	55.8	6	8	52t	13/85	64.3
1989	Miami	3-0	0	0	0	0.0	0	0	0	0.0	0.0
11-YR NFL TOTALS		66-21	684	359	4506	52.5	23	43	72	76/494	58.3
PLAYOFFS		1-1	20	10	187	50.0	1	1	58t	5/40	78.5
*USFL TOTALS		35-35	810	478	6479	59.0	60	26	NA	NA	95.9

ADDITIONAL STATS

Rushing: 9 for 35 yards, 3.9 avg., long 13 in 1980; 3 for 11 yards, 3.7 avg., long 10 in 1981; 11 for 28 yards, 2.5 avg., long 8 in 1982; 77 for 479 yards, 6.2 avg., long 23, 4 TDs in 1983; 7 for 53 yards, 7.6 avg., long 17 in 1986; 1 for -2 yards, -2.0 avg., long -2 in 1987, 14 for 57 yards, 4.1 avg., long 14 in 1988 for total of 122 for 661 yards, 5.4 avg., long 23, 4 TDs

SINGLE GAME HIGHS

Most Pass Attempts*: 43 at Philadelphia, 11/27/88
40 at San Francisco, 11/9/86
39 vs. Tampa Bay, 10/30/83

Most Pass Completions: 24 at Philadelphia, 11/27/88
23 at San Francisco, 11/19/86
21 vs. New England, 9/25/83

Most Yards Passing: 310 at Cleveland, 10/26/80
265 vs. New England, 9/25/83
249 at Houston, 11/20/88

Most TD Passes: 3 at Houston, 11/20/88
2, four times

Most Interceptions: 4 at Detroit, 11/24/83
4 at Philadelphia, 11/27/88
3, six times

Highest Completion Pct.: 77.8 vs. Cleveland, 10/16/83
65.5 at Houston, 11/20/88
63.2 at Green Bay, 9/11/83

Longest Completions: 72 at Cleveland, 10/26/80
*58t at L.A. Raiders, 1/1/84

Most Times Sacked: 6 at Cleveland, 12/18/83
5, five times

Most Rushing Yards: 55 vs. Tampa Bay, 10/30/83
50 vs. New England, 9/25/83
*50 at L.A. Raiders, 1/1/84

Longest Run: 21 vs. Tampa Bay, 10/30/83
*Playoff Game

CAREER PASSING BREAKDOWN

	GM	W-L	ATT	COMP	YDS	PCT	TD	INT	LG
Buf.	2	0-0	14	5	57	35.7	0	1	24
Ind/Bal	1	1-0	28	13	173	46.4	2	1	25
Mia.	-	-	-	-	-	-	-	-	-
New E.	1	0-1	35	21	265	60.0	2	3	28
NY Jets	2	1-0	17	9	100	52.9	2	1	18t
AFC East	6	2-1	94	48	595	51.1	6	6	28
Cin.	2	1-1	41	18	212	43.9	1	3	32
Cle.	4	1-2	89	45	675	50.6	2	3	72
Hou.	3	2-1	67	40	554	59.7	5	4	52t
Pitt.	1	0-0	2	2	16	100.0	0	0	12
AFC Cent.	10	4-4	199	105	1457	52.8	8	10	72

CAREER PASSING BREAKDOWN

	GM	W-L	ATT	COMP	YDS	PCT	TD	INT	LG
Den.	1	0-1	32	18	217	46.4	0	3	25
K.C.	1	0-0	5	3	51	60.0	0	1	19
LA Raid.	1	0-0	11	6	85	54.5	1	1	13t
San D.	1	1-0	22	11	150	50.0	0	1	19
Sea.	2	1-0	39	21	260	53.8	0	3	23
AFC West	6	2-1	109	59	763	54.1	1	9	25
AFC Total	22	8-6	402	212	2815	52.7	15	25	72
Dal.	-	-	-	-	-	-	-	-	-
NY Gia.	2	0-0	7	3	28	42.9	0	0	13
Phil.	2	0-1	53	31	282	58.5	2	5	30
Pho/St.L.	-	-	-	-	-	-	-	-	-
Wash.	1	0-0	1	1	5	100.0	0	0	5
NFC East	5	0-1	61	35	315	57.4	2	5	30
Chi.	1	0-0	8	5	70	62.5	1	0	15
Det.	1	0-1	25	9	83	36.0	0	4	14
Green B.	1	1-0	19	12	190	63.2	0	0	31
Minn.	1	0-1	29	13	168	44.8	1	0	28
Tampa B.	3	1-0	59	29	382	49.2	2	2	42t
NFC Cent.	8	2-2	140	68	893	48.6	4	6	42t
Atl.	-	-	-	-	-	-	-	-	-
LA Rams	1	0-0	5	2	21	40.0	0	0	12
New O.	2	0-1	36	19	186	52.8	0	3	23
San Fran.	1	0-1	40	23	276	57.5	2	3	24t
NFC West	4	0-2	81	44	483	54.3	2	6	24t
NFC Total	17	2-5	282	147	1691	52.1	8	17	42t
Sept.	8	2-2	146	84	1126	57.5	5	7	42t
Oct.	11	5-1	176	94	1338	53.4	5	7	72
Nov.	12	2-6	288	152	1688	52.8	10	22	52t
Dec.	7	1-2	74	29	354	39.2	3	7	24
Games 1-8	18	6-3	293	158	2231	53.9	9	13	72
Games 9-16	20	4-8	391	201	2275	51.4	14	30	52t
Home	17	4-5	294	161	1998	54.8	11	19	39
Road	21	6-6	390	198	2508	50.8	12	24	72
As a Starter	21	10-11	565	300	3802	53.1	18	34	72
Off the Bench	17	-	119	59	704	49.6	5	9	42t

PETE STOYANOVICH



5-10 185
Kicker #10
Born: 4/28/67
College: Indiana '89
Acquired: D8, 1989
NFL: Second Season
Dolphins: Second Season

PRO: 1989 — Placekicker had impressive rookie season . . . Finished initial NFL campaign hitting on 19 of 26 field goal attempts and 38 of 39 extra points for 95 total points . . . Connected on 14 of 15 FG attempts inside the 40-yard line . . . Scoring point total placed him sixth in the AFC and 14th in the NFL in scoring among kickers . . . His 95 points is the third highest total by a Dolphin rookie in club history, surpassed only by Fuad Reveiz's 116 points in 1985 and Uwe von Schamann's 99 points in 1979 . . . His 19 field goals are the third most in team history by a rookie, trailing only Reveiz's 22 FGs in 1985 and

164

von Schamann's 21 FGs in 1979 . . . Finished eighth in the AFC and 17th in the NFL with 19 field goals made . . . Eight-round draft choice (203rd overall) of Miami in 1989 . . .

GAME HIGHLIGHTS: Made professional debut vs. Bills (9/10) and converted a 29-yard FG and all three of his PATs . . . Booted field goals 20 and 21 yards but had rough game vs. Jets (9/24) as he missed his only PAT of the season and had a 41-yard FG attempt blocked by the Jets' Paul Frase and then returned 78 yards for a TD by George Radachowsky . . . It was first blocked field goal returned for touchdown since Charles Romes of Buffalo scored on a 76-yard return following a blocked Dolphin FG on Sept. 2, 1979 . . . Went from goat to hero with overtime field goal vs. Cleveland (10/8) . . . Missed potential game-winning 45-yard field goal with eight seconds left in regulation and score tied 10-10 . . . Rebounded in overtime with game-winning 35-yard FG to give Miami a 13-10 victory . . . Recorded season-high three field goals including 33-yard boot with six seconds left in contest to break a 20-20 tie and give Miami a 23-20 victory over Green Bay (10/22) . . . Connected on two of three field goals at Indianapolis (12/17) when he booted kicks of 43 and 47 yards but missed a 44-yarder . . .

RECORD KICK AT JETS: Hit on one of three field goal attempts at N.Y. Jets on (11/12) . . . Nailed a 59-yard field goal while missing from 34 and 52 yards . . . His 34-yarder was only miss in 15 attempts from inside the 40-yard line all season . . . Set NFL record for longest field goal by a rookie with the 59-yard kick at N.Y. Jets (11/12) . . . Field goal also broke Garo Yepremian's team record for longest field goal in Dolphins history . . . Yepremian had booted 54-yard field goal on Oct. 22, 1972, vs. Buffalo . . . Stoyanovich's kick was tied for third longest field goal in NFL history (see below):

LONGEST FIELD GOALS IN NFL HISTORY

LENGTH	KICKER	OPPONENT	DATE
63	Tom Dempsey, N.O.	vs. Detroit	Nov. 8, 1970
60	Steve Cox, Clev.	at Cincinnati	Oct. 21, 1984
59	PETE STOYANOVICH, MIA.	at N.Y. Jets	Nov. 12, 1989
59	Tony Franklin, Phil.	at Dallas	Nov. 12, 1979

COLLEGE: Four-year letterman for Indiana (1985-88) . . . Played on both football and soccer teams through junior season . . . Concentrated on football during senior campaign . . . Selected as second team All-American by The Sporting News and first team All-Big Ten as senior . . . Owns virtually every Hoosier (kicker) scoring record . . . Holds career school marks for points scored (248), conversions (107) and field goals (47) . . . Set school single-season records for points scored (96), extra points (45) and field goals (17) during senior season . . . Hit two field goals of school-record 53 yards during senior campaign . . . Set Big Ten record for consecutive extra points as he converted all 107 career kicks . . . Hit on 17 of 22 field goals to break school record of 14 conversions . . . Registered 73 regular-season kickoffs (not including squibs), with opponents having an average starting position on the 23-yard line . . . Hit field goals of 24 and 53 yards in 36-15 drubbing of Kentucky . . . Hit two field goals, including a 53-yarder, against Michigan . . . Connected from 26 and 50 yards in Michigan State clash . . . Scored 59 points on nine of 15 field goals attempts and all 32 extra points as a junior . . . Added a solo tackle on kickoff return . . . Connected on 52- and 32-yard field goals in 18-16 victory over Ohio State . . . Set Peach Bowl record with 52-yard field goal against Tennessee . . . Hit on 11 of 18 field goal attempts and all 30 extra points to lead team in scoring with 63 points as a sophomore . . . Tied a school-record with seven extra point conversions and added a 20-yard FG in 52-7 win over Northwestern . . . Booted a 52-yarder vs. Minnesota . . . Had 35-yard game-winning field goal in 17-14 victory over Michigan State . . . Booted two field goals against Florida State in All-American Bowl . . . Shared kicking chores as a freshman, responsible for field goals . . . Finished first season with 30 points on 10 of 16 field goals tries . . . In first collegiate game, came through with field goals of 38 and 28 yards in 41-28 win over Louisville . . . Holds B.A. in public affairs.

PERSONAL: Single, resides in Dearborn Heights, Mich. . . . Attended Crestwood (Dearborn Heights, Mich.) High School . . . Selected as all-conference, all-district, all-city as placekicker and defensive back

165

as senior . . . Still holds league record with a 49-yard field goal . . . Two-time All-American pick in soccer . . . Played on the 1984 US Junior National soccer team . . . Traveled across Europe and Asia with Cleveland's East-West Soccer Club in 1987 . . . Has worked with fund raisers for the Red Cross in Bloomington . . . Lists favorite movie as "Die Hard" . . . Funniest moment in sports came when he threw an interception off a bad snap in the Japan Bowl . . . Enjoys golf, swimming and the outdoors in spare time . . . Full name is Peter Stoyanovich, born April 28, 1967, in Dearborn, Mich.

NFL STATISTICS

YEAR	TEAM	G	PATs	FGs	PCT.	BLK	NET YDS.	AVG. MADE	LG	PTS.
1989	Miami	16	38/39	19/26	.731	1	611	32.2	59	95

FIELD-GOAL ACCURACY

YEAR	TEAM	1-19	20-29	30-39	40-49	50-PLUS	TOTALS	PCT.
1989	Miami	1/1	8/8	5/6	4/8	1/3	19/26	.731

KICKING SURFACES

YEAR	TEAM	HOME (GRASS)	HOME PCT.	AWAY TOTAL	AWAY PCT.	AWAY GRASS	AWAY TURF	TOTALS ALL GAMES
1989	Miami	11/15	.733	8/11	.727	0/0	8/11	19/26

(Bold indicates FG Made)

1989 KICKING

Buffalo (29); at New England (31); N.Y. Jets (41,21,20); at Houston (0 att.); Cleveland (43,46,45,35); at Cincinnati (29,33); Green Bay (36,21,33); at Buffalo (45); Indianapolis (18); at N.Y. Jets (34,59,52); at Dallas (23); Pittsburgh (0 att.); at Kansas City (0 att.); New England (23); at Indianapolis (43,47,44); Kansas City (56,22).

SINGLE-GAME HIGHS

Most Field Goals Made: 3 vs. Green Bay, 10/22/89
2, four times

Most Field Goal Attempts: 4 vs. Cleveland, 10/8/89
3, four times

Longest Field Goals Made: 59 at N.Y. Jets, 11/12/89
47 at Indianapolis, 12/17/89 *51 at NY Giants 9/23/90*

Longest Field Goal Attempts: 59 at N.Y. Jets, 11/12/89
56 vs. Kansas City, 12/24/89

Most PATs Made: 4 vs. N.Y. Jets, 9/24/89
4 at N.Y. Jets, 11/12/89
4 vs. New England, 12/10/89

Most PAT Attempts: 5 vs. N.Y. Jets, 9/24/89
4, two times

Most Points: 10 vs. N.Y. Jets, 9/24/89
8, two times

ADDITIONAL STATS

Miscellaneous Tackles: 2 in 1989



DOLPHIN FACT

Heading into 1990, Miami has not been shut out at home since October 25, 1970 against the Cleveland Browns (28-0), the second-longest such streak in the AFC. Denver has never been whitewashed in Mile High Stadium since the team began play in the AFL in 1960.

TROY STRADFORD



5-9 195
Running Back #23
Born: 9/11/64
College: Boston College '87
Acquired: D4, 1987
NFL: Fourth Season
Dolphins: Fourth Season

PRO: 1989 — Versatile running back . . . Had season cut short because of knee injury . . . Played in first seven games (four starts) in '89 . . . Missed remainder of season after suffering knee injury . . . Finished second on team with 66 carries for 240 yards and a touchdown . . . Added 25 catches for 233 yards and 14 punt returns for 129 yards (9.2 avg.) . . . At time of injury, he led team in rushing, tied for second on team in receptions and ranked fifth in the AFC in punt returns . . . Despite missing more than half of '89 season, Stradford has caught more passes (129) over the past three seasons than any AFC running back except Seattle's John L. Williams (see below):

AFC RECEIVING, LAST THREE YEARS

Running Backs, By Receptions

NAME	1987	1988	1989	TOTAL
1. John L. Williams, Sea.	38	58	76	172
2. TROY STRADFORD, MIA.	48	56	25	129
3. Ronnie Harmon, S.D.	56	37	29	122
4. Albert Bentley, Ind.	34	26	52	112
5. Earnest Byner, Clev./Wash.	52	59	—	111

GAME HIGHLIGHTS: Opened season as starter at running back vs. Buffalo (9/10) and led team in rushing with 43 yards and a touchdown . . . Came off bench vs. Jets (9/24) to catch eight passes (matching his career single-game high) for career-high 96 yards and added 26 yards on ground . . . Led team in rushing with 37 yards on 11 carries vs. Cleveland (10/8) and added three receptions for 21 yards and had three punt returns for 34 yards . . . Rushed for 46 yards on 11 carries (all in second half) vs. Cincinnati (10/15) and added five receptions for 37 yards . . . Suffered knee injury late in fourth quarter vs. Green Bay (10/22) . . . Before injury he led Dolphins in rushing vs. Packers with 53 yards on 15 carries in a starting role and caught four passes for 51 yards . . . Underwent reconstructive knee surgery on Oct. 23 by Dr. Peter Indelicato in Gainesville, Fla., to repair anterior cruciate ligament and lateral cartilage in right knee . . . Placed on injured reserve on Oct. 24 and missed the remainder of the season.

1988 — Had up-and-down sophomore season . . . Finished second on the Dolphins in rushing with 335 yards on 95 carries (a 3.5 yards per carry average) and two touchdowns . . . Was third on the club with 56 receptions for 426 yards (a 7.6 average) and one touchdown . . . Finished 13th in the AFC in receiving and third among AFC running backs, behind Earnest Byner (59 catches) and John L. Williams (58 catches) . . . Threw one incomplete pass (the second pass attempt of his career) on September 25th at Indianapolis . . . Scored three touchdowns for the season, two rushing (October 16th vs. San Diego and October 23rd vs. Jets) and one receiving (September 25th at Indianapolis) . . . Played in 15 games, making six starts (including the first three games of the season and five of the first six) . . . His one game missed was at New England on November 6th when he was on inactive list with an ankle injury . . . Was leading the Dolphins in both rushing (158 yards on 45 carries) and receiving (29 catches for 209 yards) through the club's first five games . . . In

first eight games rushed 73 times for 231 yards but carried ball only 22 times (for 104 yards) in second half of season . . .

GAME HIGHLIGHTS: Scored winning touchdown on three-yard run in fourth quarter vs. San Diego on October 16th to give Dolphins comeback 31-28 win . . . Had 42 yards rushing (seven carries) and 56 yards receiving (three catches) in 24-7 victory over Minnesota on October 2nd . . . His single game season highs in both rushes and yardage came at Buffalo on September 11th, when he rushed for 48 yards on 15 carries . . . His longest run of the season was for 18 yards, on October 2nd vs. Minnesota . . . Had three games of seven receptions (one shy of his single game career high of eight catches), on September 11th at Buffalo, October 16th vs. San Diego, and December 4th vs. Indianapolis . . . Had a season high 60 yards receiving vs. Chargers on October 16th . . . Twice had 36-yard receptions (September 18th vs. Green Bay and October 2nd vs. Minnesota), the longest receptions of his career.

1987 - Enjoyed successful rookie season in 1987 after lasting until fourth round (99th pick overall) in draft . . . Won numerous rookie of the year awards . . . Was second straight Dolphin player to be named as league's top rookie - John Offerdahl received similar honors in 1986 . . . Led Dolphins in rushing and receiving in '87, only second player in team history to do so (Tony Nathan in 1985 was other) . . . Played in all 12 non-strike games with five starts . . . Took starting job from Lorenzo Hampton for final five games of season after outstanding performance at Dallas (11/22) . . . First NFL start came one week later at Buffalo (11/29) . . . Ended first league season with rushing totals of 145 carries for 619 yards (4.3 average) and six TDs . . . Also had 48 receptions for 457 yards (9.5 average) and one TD . . . Finished year with three 100-yard rushing performances, most by a rookie in team history and most in a season by any Dolphin player since three by Andra Franklin in 1982 . . . Established team rookie record for total yards from scrimmage with 1,076, surpassing 1,043 of Jim Kiick in 1968 . . . Had second-highest rookie receiving total in club history with 48 (behind only 67 of Jack Clancy in 1967) . . . Judged second-most underrated player in 1987 draft by Sports Illustrated's Paul Zimmerman . . . Fourth-round draft choice (99th overall) of Miami in 1987 . . .

AMONG LEADERS: In AFC, was 10th in rushing, 13th in receiving, 6th in total yards from scrimmage (1,076) and tied for 9th in scoring (42 points) . . . Was top NFL rookie in receiving, total yards from scrimmage and scoring (non-kickers, tied with D.J. Dozier of Minnesota) . . . Was second in league among rookie rushers behind Christian Okoye of Kansas City . . .

HONORS: Many post-season honors in 1987 included: AP NFL Offensive Rookie of the Year, USA Today/NFLPA AFC Offensive Rookie of the Year, Pro Football Weekly NFL Offensive Rookie of the Year and NFL Films Offensive Rookie of the Year . . . Was named to All-Rookie teams of UPI, PFWA, PFW and Football Digest . . . Runner-up to Shane Conlan of Buffalo for UPI AFC Rookie of the Year . . . Named as Dolphins' Rookie of the Year in 1987 by South Florida media . . . Also won Tommy Fitzgerald Award as outstanding rookie in training camp . . .

GAME HIGHLIGHTS: Top game of rookie season came at Dallas (11/22) when he was named AFC offensive player of the week after rushing for 169 yards (third-highest in team history) and one TD in 20-14 win over Cowboys . . . Also had six receptions for 83 yards against Dallas, giving him 252 combined yards in game (tied for third-highest in team history) . . . His key 37-yard run on third down with less than two minutes remaining iced game . . . Had 19-yard TD run to open scoring for Dolphins and later set up field goal with career-long 51-yard scamper . . . Had two longest runs of career (51, 37 yards), as well as then-longest reception (34 yards) of career, in Cowboys game . . . Had first 100-yard game of career against Pittsburgh (11/1) with 110 yards and one TD on 19 carries . . . Also had career-high eight receptions (for 46 yards) in Steelers game . . . Tied team record (done nine times previously) by rushing for three touchdowns in prime-time win over Jets (12/7) . . . Had 120 yards on 30 carries . . . Caught seven passes for 49 yards, in addition to one-yard rushing TD, in 20-14 win at Cincinnati (11/8) . . . First receiving TD of year went 18 yards at Indianapolis (9/20).

COLLEGE: Four-year starter (1982-84, 1986) for Boston College . . .

168

Finished career as school's all-time leading rusher with 3,504 yards and 27 TDs on 658 carries (5.3 average) . . . Also had 95 receptions for 1,196 yards and nine TDs in BC career . . . Gained 1,188 yards in '86 campaign, second-best single-season mark in school history . . . Was fourth season he had led team in rushing . . . Served as one of three captains for Eagles in '86 (John Bosa was another) . . . Honorable mention All-America selection, in addition to being named first-team All-Eastern College Athletic Conference . . . Was named MVP of '87 Japan Bowl, despite being on losing East squad, after rushing for 95 yards and touchdown on 10 carries . . . His 11 TDs in '86 also was second-highest single-season total in school history . . . Also caught 31 passes for 445 yards as senior . . . Named Offensive Player of the Game after 27-24 BC win over Georgia in '86 Hall of Fame Bowl as he ran for 122 yards and a touchdown on 20 carries . . . Missed one game in '86 due to rib injury . . . Had '85 season cut short to three games by hamstring problems, eventually receiving medical redshirt year . . . Opened 1985 with 100 yards and touchdown on 21 carries in Kickoff Classic loss to defending national champion Brigham Young . . . Then had gained 115 yards and caught one TD pass the following week against Temple before suffering pulled left hamstring late in contest . . . Tried to come back in week six against Rutgers, but hamstring gave out again . . . Won honorable mention All-America status from AP in 1984 . . . Also first-team All-ECAC selection . . . Had 1,088 all-purpose yards . . . Rushed 142 times for 666 yards and five TDs, and caught 37 passes for 422 yards and five TDs . . . Best outing of 1984 was 20 carries for 196 yards and touchdown in 45-28 Cotton Bowl win over Houston, picking up CBS Player of the Game honors in process . . . Missed majority of three games in '84 with hamstring problem . . . Rushed for 810 yards and seven TDs in 1983 . . . Injured knee running back opening kickoff against West Virginia, causing him to miss rest of that game and two others . . . First freshman ever to lead the team in rushing in 1982 as he gained 606 yards and scored four touchdowns . . . Named ECAC Rookie of the Year . . . Had 67 yards against Auburn in Tangerine Bowl . . . Holds B.A. in communications.

PERSONAL: Single, splits residence between Pembroke Pines, Fla., and Linden, N.J. . . . Spent free time in '88 off-season traveling United States . . . Has worked with Muscular Dystrophy Association and Cystic Fibrosis Foundation . . . Hobbies include playing basketball, cars, bike riding and photography . . . Lists favorite TV shows as "Cheers" and "A Different World" and favorite recording artists as Heavy "D" and Janet Jackson . . . Attended Linden (N.J.) High School, lettering in football, basketball and track . . . Rushed for over 1,000 yards as both a junior and senior . . . Also recruited by some Division I colleges as basketball point guard . . . Full name is Troy Edwin Stradford, born Sept. 11, 1964, in Elizabeth, N.J.

NFL STATISTICS

YEAR	TEAM	G-S	ATT.	RUSHING				RECEIVING			
				YDS.	AVG	LG	TD	NO.	YDS.	LG	TD
1987	Miami	12-5	145	619	4.3	51	6	48	457	34	1
1988	Miami	15-6	95	335	3.5	18	2	56	426	36	1
1989	Miami	7-4	66	240	3.6	13	1	25	233	32	0
3-YEAR TOTALS		34-15	306	1194	3.9	51	9	129	1116	36	2

ADDITIONAL STATS

100-Yard Rushing Games: 3 in 1987
Passing: 1 of 1 for 6 yards (91.7 rating) in 1987, 0 of 1 (39.6 rating in 1988) for total of 1 of 2 for 6 yards (56.3 rating)
Punt Returns: 1 FC in 1987, 14 for 129 yards, 5 FC, 9.2 avg., long 19 in 1989 for total of 14 for 129 yards, 6 FC, 9.2 avg., long 19
Kickoff Returns: 14 for 258 yards, 18.4 avg., long 32 in 1987
Fumble Recoveries: 1 in 1987
Miscellaneous Tackles: 1 in 1987

SINGLE-GAME HIGHS

Most Rushing Yards: 169 at Dallas, 11/22/87
 120 vs. N.Y. Jets, 12/7/87
 110 vs. Pittsburgh, 11/1/87
Most Rushing Attempts: 30 vs. N.Y. Jets, 12/7/87
 19 vs. Pittsburgh, 11/1/87

169

RECEIVING BREAKDOWN

	1989						CAREER					
	GM	NO	YDS	AVG	LG	TD	GM	NO	YDS	AVG	LG	TD
Grass	4	17	175	10.3	32	0	-	-	-	-	-	-
Turf	3	8	58	7.3	11	0	-	-	-	-	-	-
1st Down	7	8	70	8.8	21	0	-	-	-	-	-	-
2nd Down	7	10	72	7.2	11	0	-	-	-	-	-	-
3rd Down	7	7	91	13.0	32	0	-	-	-	-	-	-
4th Down	7	0	0	0.0	0	0	-	-	-	-	-	-
1st Half	7	10	111	11.1	32	0	-	-	-	-	-	-
2nd Half	7	15	122	8.1	21	0	-	-	-	-	-	-
Overtime	1	0	0	0.0	0	0	-	-	-	-	-	-

RODNEY THOMAS



5-10 190 #24
Cornerback
Born: 12/21/65
College: Brigham Young '88
Acquired: D5, 1988
NFL: Third Season
Dolphins: Third Season

PRO: 1989 — Young cornerback who shows promise for future ... Played in all 16 games with two starts ... Finished season with 37 tackles (31 solo), two interceptions and seven passes defended ... Added two fumble recoveries, a sack and a forced fumble ... Started at right cornerback for final two games of season in place of injured William Judson (blood clots in his calf) ... Opened '89 with season-high seven tackles and a fumble recovery vs. Buffalo (9/10) ... Recovered Bills WR Andre Reed's fumble late in first half on Miami's five-yard line to stop drive and set up a Dolphin field goal ... Ironically, both interceptions of '89 came in contests against N.Y. Jets ... Registered first INT of season off a Ken O'Brien aerial vs. N.Y. Jets (9/24) ... Intercepted another O'Brien pass on Miami's 10-yard line at the Jets on Nov. 12 ... Recorded six tackles and recovered a Junior Tautalatasie fumble on the Dolphins' 34-yard line with just over two minutes left in the game to preserve a 17-14 Miami win at Dallas (11/19) ... Registered first career sack on Dec. 10 when he tackled Patriots QB Marc Wilson for a nine-yard loss.

1988 — Saw action in 12 games with one start ... Finished season tied for second on team with six passes defended and added 15 tackles, an interception and two special teams tackles ... Member of secondary which set team record by not allowing a passing touchdown in 25 consecutive quarters ... Intercepted fourth quarter Jay Schroeder aerial to halt Raider comeback try in 24-14 Miami victory (10/9) ... Made first NFL start against Jets (10/23) ... Suffered a partial ligament tear in left knee on opening kickoff against New England (11/20) ... Injury occurred before family who had flown in from Los Angeles to see him play ... Placed on injured reserve on 11/26 and missed remaining four games of season ... Fifth-round draft choice (126th overall) of Miami in 1988.

COLLEGE: Three-year starter and four-year letterman for BYU (1984-87) ... Picked up great experience playing in pass-oriented Western Athletic Conference ... Recorded 120 tackles (79 solo) and made nine INTs during career ... Also had 17 passes defended and two forced fumbles ... Preseason All-America pick in 1987 by Street & Smith, Sporting News and College & Pro Football Newsweekly ... Was finalist for Jim Thorpe Award, given annually to nation's premier

172

defensive back, as senior ... Started 10 games in '87 at RCB ... Made career-high 44 tackles ... Named second-team All-WAC ... Played in Senior Bowl ... Missed playing in New Mexico game because of ankle injury suffered at TCU ... Returned interception 20 yards for TD versus Texas ... Had five tackles in All-American Bowl loss to Virginia ... First-team All-WAC and AP honorable mention All-America pick as junior ... Returned interception 36 yards for TD in '86 shutout win over Utah State ... Won starting job in 1985 after fine spring performance ... Had INT in each of first three games, including one in end zone against UCLA ... Led team with career-high five interceptions and seven passes defended ... Saw limited action in '84, although still lettered despite no tackles ... Majored in social work.

PERSONAL: Single, resides in Ontario, Calif. ... Was 25th defensive back chosen in 1988 draft ... Worked as disc jockey in college and was known as "Rockin Rodney" ... Hobbies include playing basketball and listening to music, especially jazz ... Favorite recording artist is Anita Baker ... Favorite movie is "Platoon" and favorite TV show is "The Cosby Show" ... Attended Chaffey High School in Ontario, Calif., lettering in football, basketball and track ... Captained football team and named top offensive back as senior ... Also chosen MVP of basketball team and named outstanding sprinter on track team ... Full name is Rodney Lamar Thomas, born Dec. 21, 1966, in Los Angeles.

NFL STATISTICS

YEAR	TEAM	G-S	TACK.	ASST.	TOTAL	FUM. REC.	INT.	YDS.	LG
1988	Miami	12-1	15	0	15	0	1	48	48
1989	Miami	16-2	31	6	37	2	2	4	4
2-YEAR TOTALS		28-3	46	6	52	2	3	52	48

ADDITIONAL STATS

Passes Defended: 6 in 1988, 7 in 1989 for total of 13
Special Teams Tackles: 2 in 1988, 1 in 1989 for total of 3
Forced Fumbles: 1 in 1989
Sacks: 1 in 1989

T.J. TURNER



6-4 280 #95
Defensive End
Born: 5/16/63
College: Houston '86
Acquired: D3, 1986
NFL: Fifth Season
Dolphins: Fifth Season

PRO: 1989 — Played in 14 games with 11 starts at left end in 1989 ... Finished with 38 tackles (30 solo) and two fumbles recovered ... Opened season with five tackles vs. Buffalo (9/10) ... Recovered fumble vs. Jets (9/24) to start Miami touchdown drive ... Recorded season-high six tackles at Cincinnati (10/15) ... Suffered lacerations below left knee which required stitches following automobile accident on Oct. 20 ... Placed on inactive list for games vs. Green Bay (10/22) and at Buffalo (10/29) ... Packers contest marked first game in his career that he missed, having previously seen action in all 49 career contests ... In addition, it was his first missed start since an Oct. 19, 1986, contest vs. L.A. Raiders ... Returned to action in reserve role vs. Indianapolis (11/5) ... Came off bench to record five tackles at Dallas (11/12) ... Returned to starting lineup vs. Pittsburgh (11/26).

173

1988 — Started all 16 games at left defensive end ... Led Miami in sacks with five and finished third in tackles (first among defensive linemen) with 75 ... Also recovered a fumble ... Had two games with 10 tackles and six contests with five-or-more stops ... Opened season with five tackles at Chicago (9/4) ... Totaled four sacks within a four game streak (Weeks 2-5) ... Contributed six tackles and 1.5 sacks as Miami held potent Buffalo offense to only nine points (9/11) ... Came through with nine tackles and 1.5 sacks at Indianapolis (9/25) ... Sacks came on successive plays as he teamed with Brian Sochia on first effort and then chalked up solo sack for eight-yard loss ... Racked up another sack in next contest against Minnesota (10/2) ... Recovered fumble at Tampa Bay to set up Miami's first touchdown of contest (10/30) ... Registered eight tackles and sack of Doug Flutie against New England (11/20).

1987 — Started all 12 non-strike games at left defensive end in 1987 ... Led team in sacks with four ... Was ninth on team (second among linemen behind John Bosa) in tackles with 41 (37-4) ... Also contributed fumble recovery and two forced fumbles in '87 ... Had at least two tackles in every game ... Finished season strong ... Made eight stops versus New England (12/28) in finale after five tackles and forced fumble against Washington ... Recorded two sacks on same series at Philadelphia (12/13) ... Had sack, forced fumble and two tackles in mid-season encounter with Pittsburgh.

1986 — Played in all 16 games, starting 15, in rookie season of 1986 ... Did not start Raiders game after not practicing much that week due to calf injury ... Was held without a tackle by Raiders for only time in '86 ... Was Miami's eighth-leading tackler, first among linemen, with 53 stops, two sacks, a fumble recovery and two forced fumbles ... Joined John Offerdahl, Larry Kolic and Reyna Thompson as four Dolphin rookie starters in season's last two games ... Enjoyed best game of first NFL season versus Jets (11/24/86) with first two sacks of career, two forced fumbles, recovered fumble and three tackles ... Registered season-high seven tackles each versus Atlanta (11/30/86) and hometown Oilers ... Named to UPI All-Rookie Team ... Chosen as Dolphins' Outstanding Defensive Lineman for '86 by South Florida media ... Replaced Mack Moore at starting left end midway through training camp ... Third-round draft choice (81st overall) of Miami in 1986.

COLLEGE: Four-year starter (1982-85) for Houston Cougars ... Finished career with 294 tackles and 30 QB sacks ... Had outstanding junior season, helping team to Cotton Bowl ... Consensus first-team All-Southwest Conference selection ... Also named as an honorable mention on AP and UPI All-America teams ... Despite constant double-teaming, put together 23 tackles for loss, including 11 quarterback sacks ... Amassed 105 tackles in '84 ... Had 75 tackles to go with eight sacks in '85 ... First-team All-SWC selection by UPI as senior ... Participated in both Hula Bowl and Blue-Gray Classic ... Had 52 tackles in 1982, the most by a freshman in school history ... 1983 second-team All-SWC pick by AP ... Only fifth freshman to start at defensive tackle in Bill Yeoman's 23 seasons ... Majored in therapeutic recreation.

PERSONAL: Married to Kathy (7/15/84), couple splits residence between Miami Lakes and Houston with daughter Tiffany (7/18/84) and son T.J., II (10/17/87) ... Enjoys working with children ... Likes to fish in spare time ... Lists favorite movie as "Predator" and favorite recording artist as Michael Jackson ... Picked up nickname T.J. in about fifth grade when his mother began calling him T.J. to save time in getting him to dinner table ... Attended Lufkin (Texas) High School, lettering in football, basketball and track ... State 5A shot put champion in 1982 ... Full name is Tommy James Turner, born May 16, 1963, in Lufkin, Texas.


NFL STATISTICS							
YEAR	TEAM	G-S	TACK.	ASST.	TOTAL	FUM. REC.	QB SACK
1986	Miami	16-15	47	6	53	1	2
1987	Miami	12-12	37	4	41	1	4
1988	Miami	16-16	66	9	75	1	5
1989	Miami	14-11	30	8	38	2	0
4-YEAR TOTALS		58-54	180	27	207	5	11

174

ADDITIONAL STATS

Passes Defensed: 1 in 1988, 1 in 1989 for total of 2
Fumbles Forced: 1 in 1986, 2 in 1987 for total of 3

JEFF UHLENHAKE



6-3 284 #63
Center
Born: 1/28/66
College: Ohio State '89
Acquired: D5, 1989
NFL: Second Season
Dolphins: Second Season

PRO: Center played in all 16 games with 15 starts in '89 as rookie ... Became only rookie in Dolphin history to start at center ... Starter on offensive line which allowed fewest sacks in NFL in '89 ... Made NFL debut in reserve role in season opener on Sept. 10 vs. Buffalo ... Earned game ball in first career start at New England (9/17) ... Possesses good speed and is well rounded in fundamentals ... Has excellent upper body strength ... Became punt center vs. Cleveland (10/8) following regular punt snapper Brian Kinchen's thumb injury ... Snapped on all punts until Kinchen resumed duties at Indianapolis (12/17) ... Named to Football Digest's All-Rookie team ... Earned Tommy Fitzgerald award as outstanding rookie in training camp ... Fifth-round draft choice (121st overall) of Miami in 1989.

COLLEGE: Four-year starter at guard and center for Ohio State (1984-88) ... Redshirted as a freshman defensive tackle ... Named Associated Press honorable mention All-American and second-team All-Big 10 as a senior ... Started every game at center ... Buckeyes ranked third in conference in pass offense ... Dragged trio of defenders into endzone to clear way for tailback Carlos Snow's five-yard scoring run in 36-33 win over Louisiana State ... Had 10 knockdown blocks as offense accounted for 405 yards in 34-12 drubbing of Wisconsin ... Named honorable mention All-Big Ten as a junior ... Missed spring practice after undergoing arthroscopic surgery on both knees ... Received an 84% grade for blocking consistency ... Provided key block on QB Tom Tupa's scoring run in 10-6 win over Illinois ... Powered a strong rushing attack that accounted for 242 yards and a pair of touchdowns against Wisconsin ... Selected as first team All-Big Ten at left guard as a sophomore ... Saw brief action at center ... Missed only one start as a second year freshman ... Key member of offense which gained 2,098 rushing yards ... Redshirted as a freshman ... Started career as a defensive tackle but was moved to offensive guard the following season ... Holds B.A. in hotel management.

PERSONAL: Single, resides in Pembroke Pines, Fla. ... Lettered in football, basketball and baseball at Newark Catholic (Ohio) High School ... Named Ohio Class A Lineman of the Year as a senior ... Played on Ohio championship team in 1982, and runner-up teams in '81 and '83 ... Obtained degree in hotel management in June, 1990 ... Honorary chairperson of Newark's March of Dimes ... Favorite movie is "The Good, the Bad, and the Ugly," favorite TV show is "Cheers" and favorite book is "They Call Me Dirty?" ... Hobbies include golf, music and playing video games ... Full name is Jeffrey Alan Uhlenhake, born Jan. 28, 1966, in Indianapolis, Ind.

NFL STATISTICS
GAMES/STARTS: 1989: 16/15

ADDITIONAL STATS

Miscellaneous Tackles: 1 in 1989

175

BERT WEIDNER



6-3 284 #60
Center

Born: 1/20/66
College: Kent State '89
Acquired: D11, 1989
NFL: First Season
Dolphins: First Season

PRO: Strong, versatile lineman ... Converted to center position by Miami coaches in '90 off-season ... Originally drafted by Dolphins as nose tackle ... Waived by Miami on Sept. 4 ... Signed to Dolphins' developmental squad on Sept. 5 ... Spent entire 1989 season on developmental team ... Finished preseason ranked seventh on Dolphins with 11 tackles (nine solo) ... 11th-round draft choice (288th overall) by Miami in 1989.

COLLEGE: Four-year starter at Kent State (1984-88) ... Redshirted during 1985 season with shoulder injury ... Was a first team All-Mid American Conference selection his senior season ... Started 10 games at defensive tackle ... Registered 47 tackles (31 solos) with four sacks and one fumble recovery ... Registered seven tackles and a sack vs. Ball State ... Closed out his college career with a season-high eight tackles and a sack in their 17-11 triumph over Miami of Ohio ... Moved to right defensive tackle as a junior and started every game ... Recorded 57 tackles (40 solos) and a team high seven sacks ... Opened season with 10 tackles in 27-23 defeat of Akron ... Credited with five tackles and two sacks in 31-17 win over Kansas ... As a sophomore, was an All-MAC selection as an inside linebacker ... Recorded a career high 105 tackles (57 solos) ... Named MAC Defensive Player of the Week after making 10 tackles vs. Akron ... Earned the same honors again with 10 solo tackles in 33-30 triumph over Central Michigan ... Redshirted in 1985 with a shoulder injury ... Moved into the starting lineup the fourth game of freshman season at inside linebacker ... Recorded 102 tackles (35 solos) and was named MAC Defensive Player of the Week after registering a career high 16 tackles (12 solo) vs. Western Michigan ... Majored in economics.

PERSONAL: Single, resides in Eden, N.Y. ... Was All-Western New York, Adidas All-American, Division IV All-Star and Academic All-State selection at Eden (N.Y.) High School ... Served as the team's co-captain ... Full name is Bert Weidner, born Jan. 20, 1966, in Eden, N.Y.

NFL STATISTICS


GAMES/STARTS: 1989: developmental squad



DOLPHIN FACT

In the 1980s, Miami was 70-9 (.886) when the team led at half time. In games which were tied at the half, the Dolphins were 7-4-1 (.625). When trailing at half time, Miami was 17-44 (.279).

JARVIS WILLIAMS



5-11 200 #26
Safety

Born: 5/16/65
College: Florida '88
Acquired: D2, 1988
NFL: Third Season
Dolphins: Third Season

PRO: 1989 - Started all 16 games in 1989 at strong safety ... Moved to strong safety following selection of former Univ. of Florida teammate Louis Oliver, who started at free safety ... Finished first among defensive backs (and second on team) with 87 tackles (68 solo) ... Added two interceptions, seven passes defended, a sack and team-leading three forced fumbles ... Recorded four or more tackles in 15 of 16 starts ... Among four tackles vs. N.Y. Jets (9/24) was his first career sack as he knocked Jets QB Ken O'Brien for a five-yard loss ... Led team with season-high 15 tackles at Houston (10/1) ... Tackle total tied Barry Krauss (15 hits at Buffalo on Oct. 29) for most tackles by a Dolphin ... Recorded five tackles and team's single-game high of two interceptions vs. Indianapolis (11/5) ... It marked first time a Dolphin had two interceptions in same game since Williams had two INTs on Oct. 9, 1988, at the L.A. Raiders ... Recorded seven tackles along with a forced fumble at Dallas (11/29) ... Led Dolphins with eight tackles vs. Pittsburgh (11/26) ... Forced a fumble and added five tackles at Kansas City (12/3) ... Closed season with five tackles vs. Kansas City (12/24).

1988 - Had sensational rookie season in '88 ... Started all 16 games at free safety ... Made immediate impression in preseason with two interceptions and strong play against the run ... Finished second on the team in tackles with 89 (83 solo) and tied for team lead with four interceptions ... Became only third rookie in team history to lead Miami in interceptions ... Led club in forced fumbles (3), tied for team lead in fumbles recovered (3) and finished tied for second on club with six passes defended ... Also returned three punts for 29 yards (9.7 avg.) and eight kickoffs for 159 yards (19.9 avg.) ... Key member of secondary which set team record by not allowing a passing touchdown in 25 consecutive quarters ... Opened season with seven tackles against Bears (9/4) ... Registered eight tackles and recovered key fumble in Miami territory as defense held Buffalo attack to only three field goals (9/11) ... During Weeks 6-9, picked off four interceptions and had a fumble recovery for total of five turnovers in four game span ... Had exceptional game at L.A. Raiders (10/9) with two interceptions (returned 23 yards), a forced fumble and a kickoff return (17 yards) ... First interception set up field goal, while second came at end of first half ... Racked up interception, forced fumble and eight tackles against San Diego (10/16) ... Against Jets (10/23), came up with three tackles and an interception (returned 18 yards) ... Recovered second quarter fumble against Tampa Bay (10/30) ... Racked up season-high 11 tackles against Bills (11/14) ... Closed out season with eight solo tackles against Pittsburgh (12/18) ... Tabbed as Dolphins' Rookie of the Year and Outstanding Defensive Back (as voted by Miami media) at team's annual awards banquet ... Second-round draft choice (42nd overall) of Miami in 1988.

COLLEGE: Four-year starter for Florida (1984-87) ... Named All-Southeastern Conference as sophomore, junior and senior ... After starting every game his first three seasons (33 games) at cornerback, moved to strong safety as senior ... Played three seasons (1985-87) in defensive backfield with Louis Oliver (Miami's first-round draft choice in '89) ... Started first 10 games of '87 at safety before moving back

to CB for last regular-season game (Florida State) and Aloha Bowl matchup with UCLA ... Started 44 consecutive games for Gators overall ... First-team All-America pick of Walter Camp Football Foundation, in addition to College and Pro Football Newsweekly, as senior ... Also was honorable mention on All-America team of AP ... First-team All-SEC selection by conference coaches in '87 ... Made 239 tackles (172 solo) plus 16 passes defended, six fumble recoveries, and six forced fumbles during career ... Finished third on all-time Florida interception list with 10 in career ... Led Gators in tackles as senior with 77 ... Recorded team seasonal-high with 13 tackles (10 solo) in loss to Georgia ... Had team-high eight stops in season-opening loss to eventual national champion Miami (Fla.) ... Second-team All-SEC pick by coaches as junior ... Had 56 tackles and four INTs in '86 ... Against Miami, intercepted Vinny Testaverde twice ... Honorable mention AP All-America selection as sophomore ... Finished as team's sixth-leading tackler with 53 ... Had same number of stops during freshman season ... In 1983, suffered knee injury early during fall practice and later participated on scout squad as CB and was redshirted ... Majored in recreation.

PERSONAL: Single, makes off-season home in Palatka, Fla. ... Has two children, Jarisha (5/30/84) and Jarunda (10/6/87) ... Was seventh defensive back taken in 1988 draft ... High school and college teammate of John L. Williams, who now plays for Seattle ... Enjoys playing basketball and listening to rhythm and blues music ... Lists favorite movie as "Harlem Nights" and favorite TV show as "227" ... Attended Palatka (Fla.) High School, lettering in football, basketball and baseball ... Consensus all-state choice as senior ... Prominent member of team that won 3A state title in '81 and was runner-up following year ... Full name is Jarvis Eric Williams, born May 16, 1964, in Palatka, Fla.


NFL STATISTICS

YEAR	TEAM	G-S	TACK.	ASST.	TOTAL	FUM. REC.	INT.	YDS.	LG
1988	Miami	16-16	83	6	89	3	4	62	23
1989	Miami	16-16	68	19	87	0	2	43	24
2-YEAR TOTALS		32-32	151	25	176	3	6	105	24

ADDITIONAL STATS

Passes Defended: 6 in 1988, 7 in 1989 for total of 13
Forced Fumbles: 3 in 1988, 3 in 1989 for total of 6
Punt Returns: 3 for 29 yards, 3 FC, 9.7 avg., long 14 in 1988, 3 FC in 1989 for total of 3 for 29 yards, 6 FC, 9.7 avg., long 14
Kickoff Returns: 8 for 159 yards, 19.9 avg., long 27 in 1988; 1 for 21 yards in 1989 for total of 9 for 180 yards, 20.0 avg., long 27
Sacks: 1 in 1989

KARL WILSON



6-4 275 #77
Defensive End
Born: 9/10/64
College: Louisiana State '87
Acquired: PB (Pho.), 1990
NFL: Fourth Season
Dolphins: First Season

PRO: Young defensive end with pass rush ability ... Excellent special teams player ... Acquired from unprotected list of Phoenix Cardinals on March 26, 1990 ... Played in all 16 games with six starts for

178

Phoenix in '89 ... Made one start at left defensive end and five starts at right end ... Finished season with 26 tackles (18 solo) and a sack ... Played in 13 games with two starts for San Diego in 1988 ... Played primarily in pass rushing situations ... Contributed 17 tackles (11 solo) and a half sack ... Made first career start at Cincinnati (12/4) ... Played in seven games as rookie for Chargers in 1987 ... Recorded first career sack vs. St. Louis (9/20) ... Placed on injured reserve with hamstring injury on Nov. 3 ... Missed four games due to injury ... Activated by Chargers (12/4) and played remaining four games ... Third-round draft choice (59th overall) of San Diego in 1987.

COLLEGE: Four-year letterman at Louisiana State (1983-86) ... Named first team All-Southeastern Conference as senior ... Led team with five sacks ... Finished career by playing in Hula Bowl and Senior Bowl ... Earned second team All-SEC and Associated Press honorable mention All-America as junior ... Holds B.S. in general studies.

PERSONAL: Married to Rhea Mae (12/31/89), couple resides in San Diego, Calif. ... Attended Baker (La.) High School ... Named all-state as senior ... Enjoys bowling and listening to music ... Plans to get real estate licence in off-season ... Lists favorite movie as "Die Hard," favorite television shows as "The Cosby Show" and "A Different World," favorite book as "The Fire Next Time" and favorite recording artist as Luther Vandross ... Full name is Karl Wendell Wilson, born Sept. 10, 1964, in Amite, La.

NFL STATISTICS

YEAR	TEAM	G-S	TACK.	ASST.	TOTAL	FUM. REC.	QB SACK	INT.	YDS.
1987	San Diego	7-0	6	2	8	0	1	0	0
1988	San Diego	13-2	11	6	17	0	1/2	0	0
1989	Phoenix	16-6	18	8	26	0	1	0	0
3-YEAR TOTALS		36-8	35	16	51	0	2 1/2	0	0

ADDITIONAL STATS

Passes Defended: 1 in 1988, 1 in 1989 for total of 2
Special Teams Tackles: 5 in 1987, 10 in 1988, 1 in 1989 for total of 16

JIM ZDELAR



6-5 290 #79
Tackle
Born: 5/24/66
College: Youngstown St. '89
Acquired: D7, 1989
NFL: First Season
Dolphins: First Season

PRO: Young tackle considered strong pass blocker ... Surprisingly quick for player his size ... Re-signed by Miami as free agent on April 2, 1990 ... Missed entire 1989 season after voluntarily leaving Dolphins' training camp on July 20, 1989 ... Placed on reserve/left camp list (8/1) ... Seventh-round draft choice (176th overall) of Miami in 1989.

COLLEGE: Two-year starter at left tackle for Youngtown State (1987-88) ... Transferred from Pittsburgh following '85 season ... Sat out '86 season ... Named Division I-AA first team All-American as a senior ... Received winning grades for blocking consistency in every game ... Opened key holes as Youngstown offense generated 311

179

rushing yards in 31-13 victory over Eastern Illinois . . . Made punishing block on trio of defenders to open hole for touchdown run in 25-7 triumph over Indiana State . . . Named Offensive Player of the Game for his blocking in Akron contest as offense generated 22 first downs . . . Starter in every game at left tackle as a junior (first season with Penguins) . . . Earned All-Ohio Valley Conference honorable mention . . . Led the team's linemen in blocking consistency with an 87% grade . . . Had key block on four-yard scoring run by Lorenzo Davis in 20-17 triumph over Bowling Green . . . Picked up Tennessee Tech linebacker Lorenzo Davis and threw him to the ground to clear way for Youngstown QB Trenton Lykes' 64-yard game-winning touchdown in 18-16 win . . . Manhandled All-American Aaron Jones (Steelers) of Eastern Kentucky, limiting him to just two assisted tackles . . . Did not play in 1986 after transferring from University of Pittsburgh . . . Played on Pittsburgh's scout team as a freshman in 1985 . . . Majored in criminal justice.

PERSONAL: Single, resides in Girard, Ohio . . . Earned All-District as a lineman at Rayen (Youngstown) High School . . . Lists favorite movies as "Lethal Weapon" and "Die Hard," favorite TV shows as "Wise Guy" and "Midnight Caller" . . . Likes the music of Guns and Roses, Ted Nugent, Ozzy Osbourne, Everlast and Above the Law . . . Enjoys working out and listening to music . . . Full name is James Anthony Zdelar, born May 24, 1966, in Youngstown, Ohio.

NFL STATISTICS

GAMES/STARTS: 1989: reserve/left camp



180

1990 DRAFT CHOICES

RD.	NO.	NAME	POS.	HT.	WT.	BIRTH-DATE	COLLEGE
1	9	Richmond Webb	T	6-6	298	1/11/67	Texas A&M
2	39	Keith Sims	G	6-2	305	6/17/67	Iowa State
3	66	Alfred Oglesby	NT	6-3	278	1/27/67	Houston
4	93	Scott Mitchell	QB	6-6	236	1/2/68	Utah
5	137	Leroy Holt	FB	5-10	224	2/7/67	USC
6	151	Sean Vanhorse	CB	5-10	180	7/22/68	Howard
8	205	Thomas Woods	WR	5-10	180	2/21/67	Tennessee
9	231	Phil Ross	TE	6-4	236	6/14/67	Oregon State
12	315	Bobby Harden	S	6-0	190	2/8/67	Miami, Fla.

BOBBY HARDEN



6-0 190 #45
Safety
Born: 2/8/67
College: Miami (Fla.) '90
Draft: 12, 315

COLLEGE: Four-year letterman and one-year starter at Miami (1985-89) . . . Adjusts quickly to ball . . . Played on national championship teams in 1987 and 1989 . . . Started first four games of senior season before suffering nerve injury in right shoulder in first half of game at Michigan State . . . Missed remainder of season . . . Finished senior campaign with 20 tackles (16 solo), two passes defended and an interception . . . Added two tackles for loss and a blocked punt . . . Opened season with six tackles and a blocked punt in 51-3 win over Wisconsin . . . Made six tackles and recorded interception in 38-7 victory against Missouri . . . Posted five tackles in two quarters of work at Michigan State before suffering season ending injury . . . Opened junior season as starting strong safety . . . Recorded 65 tackles (40 solo), four interceptions and a sack . . . Recorded four tackles and first collegiate interception in season-opening 31-0 shutout of Florida State . . . Recovered onside kickoff with 2:58 left in contest to set up game-winning field goal in 31-30 win at Michigan . . . Made nine tackles in 57-3 win over Cincinnati . . . Had exceptional game in season-ending 31-17 win over Brigham Young with 11 tackles, three interceptions and a sack . . . Spent sophomore season as reserve defensive back . . . Registered 19 tackles (nine solo) . . . Had season-high four hits in 48-10 win over Cincinnati . . . Saw action on special teams as second-year freshman . . . Recorded nine tackles and a forced fumble . . . Forced a fumble and recorded two hits in 61-11 defeat of Texas Tech . . . Redshirted as freshman . . . Holds B.A. in business management.

PERSONAL: Single, resides in Fort Lauderdale, Fla . . . Named all-conference and team's Most Valuable Player following senior year at Piper High School in Sunrise, Fla . . . Enjoys fishing and watching television . . . Lists favorite movie as "Scarface," favorite television shows as "The Cosby Show" and "Good Times" and favorite recording artists as Anita Baker and Phyllis Hyman . . . Full name is Bobby Lee Harden, born Feb. 2, 1967, in Pahokee, Fla.

181


COLLEGE STATISTICS

YEAR	TACK.	ASST.	TOTAL	FUM. REC.	INT.	FOR. FUM.	PASS DEF.
1985				REDSHIRTED			
1986	9	0	9	0	0	1	0
1987	9	10	19	0	0	0	0
1988	40	25	65	0	4	0	2
1989	16	4	20	0	1	0	2
TOTALS	74	39	113	0	5	1	4

ADDITIONAL STATS

Sacks: 1 in 1988
Tackles for Loss: 2 in 1988
Blocked Punt: 1 in 1989

LEROY HOLT



5-10 224
Fullback
Born: 2/7/67
College: USC '90
Draft: 5, 137

#38

COLLEGE: Four-year letterman and three-year starter at Southern California (1986-89) . . . Strong blocker and powerful inside runner . . . Finished college career with 378 carries for 1,667 and 12 touchdowns . . . Added 45 receptions for 413 yards and two scores . . . Earned first team All-America and All-Pac 10 honors as senior . . . Served as Trojans' offensive captain . . . Carried 123 times for 619 yards with four touchdowns and added 28 receptions for 269 yards . . . Did not lose a yard rushing all year . . . Caught six passes for 50 yards vs. Illinois in season opener . . . Rushed seven times for 62 yards and a score against Utah State . . . Exploded for career-high 160 yards on 21 carries with a 55-yard TD run in 31-15 win over California . . . Finished with 70 yards on 15 attempts while catching three passes for 29 yards in 24-3 victory over Arizona . . . Earned first team All-Pac 10 and honorable mention All-America honors as junior . . . Rushed 113 times for 507 yards and five touchdowns and added 11 receptions for 82 yards and a score . . . Opened season with 18 carries for 87 yards and a touchdown in 34-7 win over Boston College . . . Rushed 13 times for 41 yards in 23-7 win over Oklahoma . . . Dragged trio of defenders into endzone for one-yard score in 28-27 win over Washington . . . Exploded for 102 yards on 14 carries with a score against Oregon State . . . Rushed nine times for 33 yards and added two receptions for 12 yards vs. Michigan in Rose Bowl . . . Earned honorable mention All-Pac 10 honors as sophomore . . . Finished second on team with 118 carries for 452 yards and caught eight passes for 92 yards and a touchdown . . . Ran for 48 yards on 13 attempts in 23-17 triumph over Boston College . . . Gained 42 yards on 11 carries and caught 39-yard TD pass against Stanford . . . Rushed 10 times for 44 yards and caught three passes for 17 yards vs. Michigan State in Rose Bowl . . . Rushed for 124 yards on 32 carries and three touchdowns and added one reception for -5 yards as second-year freshman . . . Picked up 31 yards with a 23-yard touchdown on only four carries against California . . . Rushed for 34 yards on nine attempts in first collegiate start against Auburn in Citrus Bowl . . . Redshirted as freshman . . . Majored in history.

182

PERSONAL: Single, resides in Hawthorne, Calif . . . Attended Banning High School in Los Angeles, Calif . . . Rushed for 1,200 yards as senior . . . Scored five touchdowns in high school playoff game . . . Served as counselor for USC's National Youth Sports Program in summer of 1986 (an NCAA sponsored camp for inner-city youth) . . . Known for fiery lockerroom pre-game speeches at USC, he once kicked a folding chair across the lockerroom hitting a teammate in the forehead prior to 50-0 win over Arizona State in 1988 . . . Enjoys fishing . . . Lists favorite movie as "Harlem Nights," favorite television show as "The Cosby Show" and favorite recording artist as Quincy Jones . . . Full name is Leroy Holt, Jr., born Feb. 7, 1967, in Brenham, Texas.

COLLEGE STATISTICS

YEAR	ATT.	RUSHING				RECEIVING			
		YDS.	AVG.	LG	TD	NO.	YDS.	LG	TD
1985									
1986	32	124	3.9	23t	3	1	-5	-5	0
1987	118	452	3.8	17	0	8	92	39t	1
1988	113	507	4.5	28t	5	11	82	23	1
1989	115	584	5.1	55t	4	25	244	24	0
TOTALS	378	1667	4.4	55t	12	45	413	39t	2

SCOTT MITCHELL



6-6 236
Quarterback
Born: 1/2/68
College: Utah '91
Draft: 4, 93

#19

COLLEGE: 1989 - Three-year letterman and two-year starter at Utah (1987-89) . . . Left school following junior season to enter NFL draft . . . Accurate left handed quarterback . . . Finished college career with virtually every school passing record in addition to holding ten NCAA and five Western Athletic Conference marks . . . Closed career with stats of 669 completions of 1,165 attempts for 8,981 yards with 69 touchdowns and 38 interceptions . . . Over college career averaged TD pass every 9.6 completions . . . Named first team All-America as senior . . . Hit on 237 of 444 attempts for 3,211 yards with school-record 31 TDs and 19 INTs . . . Opened season by hitting on 17 of 48 throws for 325 yards and a pair of TDs vs. Fresno State . . . Completed 29 of 41 attempts for 395 yards and five touchdowns in 45-10 win over Utah State . . . Picked apart Nebraska defense for 297 yards and four TDs on 26 of 44 passes . . . Passed for season-high 409 yards with three scores vs. San Diego State . . . Completed 28 of 48 attempts for 350 yards and school-record six touchdown passes in 50-45 win over Texas-El Paso . . . Hit on 30 of 49 attempts for 374 yards and two TDs vs. Wyoming . . . Missed final two games of season with knee injury.

AMONG NCAA LEADERS - Finished college career with 8,891 passing yards which ranked 12th in NCAA history . . . Registered 4,322 passing yards in 1988 which is fourth best season total in NCAA history (see chart) . . . Passed for NCAA single-game record of 631 yards against Air Force on Oct. 15, 1988 (see chart) . . . Averaged 390.8 passing yards per game in 1988 which is third best yards per game average in NCAA history (behind Houston's Andre Ware's 423.7 in 1989 and BYU's Steve Young's 396.1 in 1983) . . . Set NCAA, WAC

183

and school records for most yards passing by sophomore (4,322), most yards in total offense as sophomore (4,299), most pass attempts (533) and most yards passing per game (392.9 avg.) in 1988.

ALL-TIME NCAA PASSING YARDAGE LEADERS

SEASON		SINGLE-GAME	
4,699	Andre Ware, Houston (1989)	631	SCOTT MITCHELL, UTAH (1988)
4,571	Jim McMahon, BYU (1980)	622	Jeremy Leach, New Mexico (1989)
4,560	Ty Detmer, BYU (1989)	621	Dave Wilson, Illinois (1980)
4,322	SCOTT MITCHELL, UTAH (1988)	585	Robbie Bosco, BYU (1985)
4,273	Robbie Bosco, BYU (1985)	571	Marc Wilson, BYU (1977)

1988 — Named first team All-WAC and second team All-America as sophomore . . . Earned WAC Offensive Player of the Year award . . . Selected as finalist for Davey O'Brien Award, given to top quarterback in college football . . . Finished season completing 323 of 533 attempts for 4,322 yards with 29 TDs and 15 INTs . . . Set NCAA, WAC and school records for most yards passing by sophomore (4,322), most yards in total offense as sophomore (4,299), most pass attempts (533) and most yards passing per game (392.9 avg.) . . . Also set NCAA record for most yards gained per pass attempt (10.51) . . . Opened season by completing 26 of 44 passes for 511 yards and touchdown strikes of 48, 72 and 70 yards in 41-16 win over Idaho State . . . Hit on 32 of 50 attempts for 389 yards and three touchdowns vs. Hawaii . . . Exploded for 453 yards with three touchdowns while hitting on 41 of 65 tosses vs. Texas-El Paso . . . Set NCAA single-game records for most total offense (625) and passing yards (631) when he hit on 36 of 60 attempts with five touchdowns against Air Force . . . Passed for 385 yards and three touchdowns on 32 of 48 attempts in 42-21 drubbing of Utah State . . . Closed out season by completing 21 of 30 attempts for 384 yards and three touchdowns in 57-28 win over Brigham Young.

1987 — Played in 11 games as second-year freshman . . . Completed 109 of 188 passes for 1,448 yards with nine TDs and four INTs . . . Passed for 227 yards and two touchdowns on 16 of 22 attempts against San Diego State in first collegiate game . . . Completed 14 of 20 attempts for 153 yards against Idaho State . . . Came off bench against Air Force and hit on 15 of 34 passes for 284 yards and three touchdowns vs. Air Force . . . Completed 21 of 36 attempts for 227 yards, including game-winning touchdown with 0:54 left in contest, in 24-23 win over Colorado State.

1986 — Redshirted as freshman . . . Saw duty on scout team . . . Majored in economics.

PERSONAL: Married to Kim (12/3/88), couple resides in Salt Lake City, Utah . . . Attended Springville (Utah) High School . . . Named all-state honors in football, basketball and baseball . . . Earned All-America recognition in basketball . . . Named as state's Most Valuable Player in football and baseball . . . Passed for 2,220 yards and 17 TDs as senior and led team to 12-0 record and state title . . . Enjoys fishing, camping and playing golf . . . Lists favorite movie as "Field of Dreams," favorite television show as "Cheers" and favorite book as "Ten Most Wanted Men" . . . Full name is Scott Mitchell, born Jan. 2, 1968, in Salt Lake City, Utah.

COLLEGE STATISTICS

YEAR	ATT.	COMP.	YDS.	PCT.	TD	INT.	LG
1986							
REDSHIRTED							
1987	188	109	1448	58.0	9	4	35
1988	533	323	4322	60.6	29	15	72t
1989	444	237	3211	53.3	31	19	71t
TOTALS	1165	669	8981	57.4	69	38	72t

ADDITIONAL STATS

Rushing: 21 for -44 yards, -2.1 avg., long 7, 1 TD in 1987; 56 for -23 yards, -0.4 yards, long 13 in 1988; 64 for -78 yards, -1.2 yards, long 32, 2 TDs in 1989 for total of 141 for -145 yards, -1.0 avg., long 32, 3 TDs

ALFRED OGLESBY



6-3 278
Nose Tackle
Born: 1/27/67
College: Houston '90
Draft: 3, 66
#96

COLLEGE: Three-year letterman and two-year starter at Houston (1987-89) . . . Earned first team All-Southwestern Conference and third team All-America honors as senior . . . Started all 11 games at right defensive tackle . . . Led team with 104 tackles (63 solo) and added seven sacks and 14 tackles for loss . . . Opened season with six tackles and sack in 69-0 shutout of Nevada-Las Vegas . . . Contributed 12 hits, a sack and pair of tackles behind the line in 65-7 win over Temple . . . Made 10 tackles in 66-10 romp over Baylor . . . Came up with 13 tackles with a six-yard sack against Arkansas . . . Credited with 11 tackles and pair of sacks in 55-10 win over Texas Christian . . . Dominated line of scrimmage in 47-9 rout of Texas with 10 tackles and a sack . . . Closed college career with nine tackles and sack against Rice . . . Named second team All-SWC and honorable mention All-America as junior . . . Finished second on team with 105 tackles (68 solo) and added 6.5 sacks and a fumble recovery . . . Anchored defensive line which led the SWC in total defense allowing 3.7 yards per play . . . Registered four tackles and 1.5 sacks in 60-0 season opening win over Louisiana Tech . . . Set up touchdown with fumble recovery in 31-17 win over Missouri . . . Led defense with 24-tackle effort against Arkansas . . . Posted 11 tackles in 40-12 win over Texas Christian . . . Came up with seven tackles and three sacks in 34-10 defeat of Wyoming . . . Recorded 55 tackles (31 solo) with a sack and a forced fumble as sophomore . . . Did not play as second-year freshman . . . Redshirted as true freshman . . . Majored in physical education.

PERSONAL: Single, resides in Weimer, Texas . . . Attended Weimer (Texas) High School . . . Lettered in football, basketball and track in high school . . . Enjoys swimming, horseback riding and playing basketball . . . Lists favorite movie as "Do the Right Thing," favorite television show as "Who's the Boss" and favorite recording artist as the Ghetto Boys . . . Full name is Alfred Lee Oglesby, born on Jan. 27, 1967, in Weimer, Texas.


COLLEGE STATISTICS

YEAR	TACK.	ASST.	TOTAL	FUM. REC.	QB SACK	FOR. FUM.
1985						
1986						
REDSHIRTED DID NOT PLAY						
1987	31	24	55	0	1	1
1988	68	37	105	1	6½	0
1989	63	41	104	0	7	0
TOTALS	162	102	264	1	14½	0

ADDITIONAL STATS

Tackles For Loss: 3 in 1987, 4 in 1988, 7 in 1989 for total of 14

PHIL ROSS



6-4 236
Tight End #84
 Born: 6/14/67
 College: Oregon State '90
 Draft: 9, 231

COLLEGE: Four-year letterman and three-year starter at Oregon State (1985, 1987-89) ... Granted medical redshirt by NCAA in 1986 ... Finished career as school's all-time leading receiver with 153 receptions for 1,827 yards and six touchdowns ... Reception total ranked as eighth best in Pac 10 history ... Earned second team All-America and All-Pac 10 honors as senior ... Caught 36 passes for 415 yards ... Had seven receptions for 58 yards against Washington State ... Closed college career with three receptions for 51 yards against Hawaii ... Named second team All-Pac 10 and honorable mention All-America as junior ... Finished third on team with 30 catches for 347 yards and a score ... Grabbed six passes for 66 yards in 17-16 win over California ... Caught season-high seven passes for 107 yards vs. USC ... Named first team All-Pac 10 and honorable mention All-America as sophomore ... Caught 56 passes for 825 yards and three scores ... Added seven kickoff returns for 45 yards (6.4 avg.) ... Opened season with nine receptions for 95 yards vs. Georgia ... Caught nine passes for 70 yards with two touchdowns and recovered two onside kickoffs vs. Arizona ... Played in just two games, in injury shortened 1986 season ... Suffered broken toe in Beavers' final spring practice ... Finished season with four receptions for 35 yards ... Played in season opener against Fresno State and caught three passes for 35 yards ... Missed next three contests due to injury ... Returned to action against California but re-injured toe and missed remainder of season ... Granted medical redshirt by NCAA ... Played in all 11 games with five starts as freshman ... Finished fourth on team with 27 receptions for 405 yards and a pair of scores ... Caught two passes for 93 yards, including school-record 73-yard TD bomb, vs. Stanford ... Holds B.A. in liberal arts.

PERSONAL: Single, resides in Seattle, Wash ... Attended Garfield High School in Seattle ... Lettered in football, basketball and track ... Enjoys listening to music and playing racquetball and golf ... Lists favorite movie as "House Party," favorite television show as "In Living Color" and favorite book as "To Kill a Mockingbird" ... Full name is Phil Wade Ross, born June 14, 1967, in Seattle, Wash.

COLLEGE STATISTICS

YEAR	NO.	YARDS	AVG.	LG	TD
1985	27	405	15.0	73t	2
1986	4	35	8.8	20	0
1987	56	625	11.2	30	3
1988	30	347	11.6	35	1
1989	36	415	11.5	22	0
TOTALS	153	1827	11.9	73t	6

ADDITIONAL STATS

Kickoff Returns: 2 for 7 yards, 3.7 avg., long 7 in 1985; 7 for 45 yards, 6.4 avg., long 12 in 1987 for total of 9 for 52 yards, 5.8 avg., long 12

KEITH SIMS



6-2 305
Guard #69
 Born: 6/17/67
 College: Iowa State '90
 Draft: 2, 39

COLLEGE: Four-year starter at Iowa State (1985-86, 1988-89) ... Redshirted in 1987 ... Quick and agile for a player his size ... Has versatility to play guard, tackle and center ... Named first team All-Big Eight and honorable mention All-America as senior ... Posted eight knockdown blocks, including two on touchdown runs, vs. Minnesota ... Came up with key blocks on a pair of touchdown runs in Iowa contest ... Dominated line of scrimmage as offense rolled up 626 yards vs. Oklahoma, the most yardage given up by a Sooner defense in the '80s ... Registered ten knockdown blocks while offense exploded for 530 yards in 24-20 win over Kansas ... Earned honorable mention All-Big Eight and All-America honors as junior ... Named team's Most Valuable Offensive Lineman ... Registered 12 knockdown blocks to lead the way for five touchdowns (four rushing) in 42-14 win over Kansas ... Had ten knockdowns to lead the way for round game which accounted for 224 yards in 16-7 triumph over Kansas State ... Received medical redshirt in 1987 after suffering toe injury in fall drills ... Moved to guard after season ... Started every game at left tackle as sophomore ... Averaged ten knockdown blocks per game ... Recorded 14 knockdown blocks and did not allow a tackle as offense accounted for season-high 507 yards in 48-19 win over Kansas State ... Moved into starting lineup for last six games of freshman year ... In fist collegiate start, offense accounted for three rushing touchdowns over his territory in 22-21 victory over Kansas ... Holds B.S. in industrial technology.


PERSONAL: Single, resides in Millington, N.J. ... Attended Watchung Hills High School in Warren, N.J. ... Lettered in football and wrestling ... Named first team all-state as two-way tackle during senior season ... Recorded 69 tackles (45 solo) with 13 tackles for losses in senior campaign ... Enjoys computers and watching horror films ... Has one charity work with "Say No To Drugs" ... Lists favorite television show as "The Odd Couple," favorite book as "By Reason of Insanity" and favorite recording artist as Janet Jackson ... Full name is Keith A. Sims, born June 17, 1967, in Baltimore, Md.



DOLPHIN FACT

The Dolphins hold NFL records for most seasons leading the league in fewest sacks allowed (9 - 1973, 1982-89) and most consecutive seasons leading the league in the same (1982-89). In addition, during the 1988 and '89 seasons the Dolphins also set an NFL record by not allowing a quarterback sack in 19 straight games. The streak far outdistanced the previous NFL mark of five straight games which was accomplished on many occasions. In 1988, Miami also set an NFL sack record by allowing only seven sacks in the 16-game season.

SEAN VANHORSE



5-10 180
Cornerback
Born: 7/22/68
College: Howard '90
Draft: 6, 151

#48

RICHMOND WEBB



6-6 298
Tackle
Born: 1/11/67
College: Texas A&M '90
Draft: 1, 9

#78

COLLEGE: Four-year letterman and two-year starter at Howard (1986-89) ... Has solid coverage skills and is very strong for player his size ... Suffered stress fracture in left foot and underwent surgery on June 23, 1990 at Union Memorial Hospital in Baltimore to correct injury ... Named first team All-Mideastern Athletic Conference choice as senior ... Recorded 43 tackles (38 solo), two interceptions and a fumble recovery ... Led team with eight passes defended ... Also returned 12 kickoffs for 284 yards (23.7 avg.) ... Opened season with 48-yard interception return to set up TD in 40-0 win over Univ. of District of Columbia ... Made three tackles, recovered a fumble and picked off pass in 17-14 decision over Virginia State ... Had five passes defended and three tackles in 31-0 win over Morgan State ... Recorded season-high five tackles and pass deflection in 19-14 victory over Delaware State ... Recorded 34 tackles (26 solo), two fumble recoveries and an interception as junior ... Earned honorable mention All-MEAC recognition ... Opened season with fumble recovery against Morehouse St. in 47-21 victory ... Recorded five tackles and first collegiate interception in 35-20 win over Grambling State ... Played on special teams as sophomore ... Registered 11 tackles (10 solo) and a pass defended ... Also recorded 13-yard punt return ... Saw limited action as freshman ... Recorded one solo tackle ... Majored in physical therapy.

PERSONAL: Single, resides in Baltimore, Md. ... Lettered in football and track at Northwestern High School in Baltimore ... Full name is Sean Vanhorse, born July 22, 1968, in Baltimore, Md.

COLLEGE STATISTICS

YEAR	TACK.	ASST.	TOTAL	FUM. REC.	INT.	FOR. FUM.	PASS DEF.
1986	1	0	1	0	0	0	0
1987	10	1	11	0	0	0	1
1988	26	8	34	2	1	0	5
1989	38	5	43	1	2	0	8
TOTALS	75	14	89	3	3	0	14

ADDITIONAL STATS

Punt Returns: 1 for 13 yards in 1987
Kickoff Returns: 12 for 284 yards, 23.7 avg., long 48 in 1989



DOLPHIN FACT

Of the 24 playoff games in the history of the Dolphins, Miami has led at the half on 13 occasions. In those 13 games, the Dolphins are 11-2. In all playoff games, Miami is 14-10.

188

COLLEGE: Four-year letterman and three-year starter at Texas A&M (1985-89) ... Powerfully built lineman with outstanding drive blocking skills ... Extremely quick and agile player ... Earned first team All-Southwest Conference and second team All-America recognition as senior ... Moved from guard to tackle in spring drills ... Paved way for ground attack which averaged 199.9 yards per game ... Posted six knockdown blocks as Aggies exploded for 352 rushing yards in 45-7 win over Rice ... Had key block which allowed Aggie runner to gain 84 yards and set up game clinching field goal in 17-13 decision over Houston ... Anchored offensive line which allowed Aggie quarterback to pass for 282 yards in 44-7 rout of Texas Christian ... Named second team All-SWC pick as junior ... Started all 11 games at left guard ... School ranked tenth in nation in rushing with 258.5 avg. per game ... Opened holes as Aggies racked-up 420 yards and 27 rushing first downs in 50-15 win over Texas Tech ... Recorded eight knockdown blocks as school piled up 297 rushing yards in 30-16 win over Houston ... Led offensive line as Aggies scored on all six drives in second half (six touchdowns, one field goal) in 56-17 win over Louisiana Tech ... Became fulltime starter at left guard during sophomore season ... Added 20 pounds of muscle to frame in offseason conditioning program ... Anchored ground attack which averaged 231.9 yards per game ... Dominated line of scrimmage late in contest which enabled Aggies to win 14-0 over Arkansas ... Sent trio of defenders into endzone to pave way for game-winning touchdown in 20-13 decision over Texas in season finale ... Played as reserve defensive tackle as second-year freshman ... Finished with a solo tackle ... Moved to offensive line in spring drill after season ... Redshirted his freshman season ... Majored in industrial distribution.

PERSONAL: Single, splits residence between Miami, Fla. and Dallas, Texas ... Named first team all-district as defensive end at Franklin D. Roosevelt High School in Dallas ... Led team to 7-4 record and district title as senior ... Also lettered in basketball ... Served as junior class president and graduated with 3.5 grade point average ... Earned nickname of "Bam Bam" by his college teammates for way he punished defenders in the trenches ... Enjoys listening to music ... Lists "The Cosby Show" as his favorite television show and Luther Vandross as his favorite recording artist ... Full name is Richmond Jewel Webb, born on Jan. 11, 1967, in Dallas, Texas.



DOLPHIN FACT

In games where the attendance has been greater than 70,000 (actual), the Dolphins have a 53-23 (.697) record - 38-9 (.809) at home, 14-12 (.538) on the road and 1-2 (.333) in Super Bowls.

189

THOMAS WOODS



5-10 180
Wide Receiver
Born: 2/21/67
College: Tennessee '90
Draft: 8, 205

#87

COLLEGE: Four-year letterman and three-year starter at Tennessee (1986-89) ... Finished career as school's all-time leading receiver with 124 receptions for 1827 yards and six touchdowns ... Named second team All-Southeastern Conference and honorable mention All-America as senior ... Recorded team-leading 34 receptions for 511 yards and a pair of scores ... Also returned 14 punts for 126 yards (9.0 average) ... Opened season with four catches for 39 yards in 17-14 win over Colorado State ... Caught touchdown passes of 40 and 72 yards in 52-9 triumph over Akron ... Hauled in season-high seven receptions for 85 yards against Kentucky ... Named second team All-SEC and honorable mention All-America as junior ... Set school's single-season receiving record with 56 reception for 689 yards (11.9 avg.) and five scores ... Also returned 18 punts for 185 yards (10.3 avg.) and a touchdown and added one kickoff return for nine yards ... Opened season with five catches for 73 yards vs. Georgia ... Burst through five would-be tacklers for 82-yard touchdown on punt return vs. Washington State ... Scored first two collegiate receiving touchdowns in Duke contest ... Led team in receiving as sophomore with 26 receptions for 335 yards ... Also returned 10 punts for 142 yards (14.2 avg.) and seven kickoffs for 139 yards (19.3 avg.) ... Made five catches for 66 yards and caught pair of two-point conversions against Alabama ... Had four receptions for 43 yards in 27-21 win over Indiana in Peach Bowl ... Played on kick return teams and saw action as reserve receiver as second-year freshman ... Named as kick returner on All-SEC freshman team ... Led SEC with 18 punt returns for 203 yards (11.3 avg.) and added 200 yards on eight kickoff returns (25.0 avg.) ... Finished with six receptions for 82 yards ... Redshirted as freshman ... Majored in physical education.

PERSONAL: Single, resides in Gallatin, Tenn ... Has son, Michael Thomas (9/23/89) ... Named All-State selection following senior season at Gallatin (Tenn.) High School ... Guided team to 36-3 record and three straight playoff appearances ... Recorded 30 receiving touchdowns during three-year career, including 12 scores in final season ... Enjoys walking, reading and playing golf ... Lists favorite movie as "Coming to America" and favorite television show as "Sanford and Son" ... Full name is Thomas D. Woods, born Feb. 21, 1967, in Gallatin, Tenn.

COLLEGE STATISTICS

YEAR	NO.	RECEIVING				NO.	PUNT RETURNS					
		YDS.	AVG.	LG	TD		YDS.	AVG.	LG	TD		
1985												
1986	6	82	13.7	26	0	18	203	11.3	60	0		
1987	26	335	12.9	50	0	10	142	14.2	36	0		
1988	58	689	11.9	61t	5	18	185	10.3	82t	1		
1989	34	511	15.0	72t	2	14	126	9.0	48	0		
TOTALS	124	1617	13.0	72t	7	60	656	10.9	82t	1		

ADDITIONAL STATS

Kickoff Returns: 8 for 200 yards, 25.0 avg., long 33 in 1986; 7 for 135 yards, 19.3 avg., long 31 in 1987; 1 for 9 in 1988 for total of 16 for 344 yards, 21.5 avg., long 33

190

1990 FREE AGENTS

DE-STEVE BERG (6-4, 280, 3/15/66, Gustavus Adolphus): Spent time in San Francisco's training camp in 1989 ... Competed in only his third year of organized football in '89 ... Had not played football prior to enrolling at Gustavus Adolphus (St. Peter, Minn.) ... Two-year letterman at Gustavus Adolphus ... Finished second on team with 29 tackles and two sacks as senior ... Transferred from Bethany Lutheran College ... Played soccer at Bethany ... Attended Eden Prairie (Minn.) High School ... Single, resides in Eden Prairie, Minn ... Full name is Steven G. Berg, born in Mentor, Ohio.

TE-WARREN BONE (6-4, 255, 11/4/64, Texas Southern): Signed by Miami on April 30, 1990 ... Spent time in Houston's 1989 training camp ... Waived by Oilers on Aug. 29 ... Spent portion of '89 season on Dallas' developmental squad ... Signed by Cowboys on Sept. 27 ... Waived on Oct. 3 ... Originally signed as free agent with Steelers in 1987 ... Four-year letterman at Texas Southern ... Played offensive line and tight end in college ... Played tight end as junior ... Recorded seven receptions for 100 yards in four games ... Attended Fairfield (Ala.) High School ... Lettered in football and basketball ... Single, resides in Houston, Texas ... Full name is Warren James Bone, born in Fairfield, Ala.

G-TONY BROWN (6-5, 280, 7/11/64, Pittsburgh): Signed by Miami on April 2, 1990 ... Spent '89 season on Buffalo's developmental roster ... Missed entire '88 season with injury ... Placed on injured reserve on Aug. 29 ... Originally joined Bills for replacement season in '87 ... Started two games at LT for Buffalo during replacement games ... Placed on IR on Nov. 27 with back injury ... Remained sidelined for rest of season ... Three-year letterman at Pittsburgh at both tackle and guard ... Holds B.A. in communications ... Attended Stamford (Conn.) High School ... Earned second-team all-state honors as tight end ... Single, splits residence between Miami Lakes, Fla. and Stamford, Ct ... Full name is Anthony Brewster Brown, born in Stamford, Ct.

WR-RICARDO CARTWRIGHT (5-10, 176, 5/27/65, Florida A&M): Spent time in Dolphins' training camp in 1989 ... Waived by Dolphins on Aug. 21 ... Concentrated on track and baseball during career at Florida A&M (1984-87) ... Played in 38 games for baseball team as sophomore ... Finished season with a .409 batting average with six RBIs and five stolen bases ... Used mostly on relays as sprinter on track team in '86 ... Majored in criminal justice and electrical engineering ... Attended Hawksbill High School in Freeport, Bahamas ... Single, resides in Miami ... Full name is Ricardo Cartwright, born in Nassau, Bahamas.

LB-RANDY COCKRELL (6-1, 240, 6/13/67, Virginia Tech): Signed by Miami on April 30, 1990 ... Four-year letterman and three-year starter at Virginia Tech ... Finished fifth on team as senior with 71 tackles (50 solos) and recovered fumble and had three passes defended ... Tied for team lead with three interceptions ... Picked off pair of passes in 30-13 thrashing of Tulane ... Recorded 67 tackles (49 solo) with three fumble recoveries and a sack ... Had seven tackles and gained 37 yards on fake punt vs. Virginia ... Registered career-high 133 tackles (68 solo) with a forced fumble and an interception ... Raced 90 yards for a touchdown in 31-11 defeat of Navy ... Recorded 30 tackles (20 solo) and a sack ... Blocked a punt and picked off first collegiate pass in 37-10 win over East Tennessee ... Redshirted as freshman ... Majored in Forestry and Wildlife ... Attended Broad Run High School in Sterling, Va ... Lettered in football and track ... Single, resides in Broadway, Va ... Full name James R. Cockrell, born in Leesburg, Va.

LB-DARRYL DAVIS (6-3, 235, 12/18/66, Florida A&M): Signed by Miami on April 28, 1990 ... Four-year letterman and two-year starter at Florida A&M ... Named first team All-Mid Eastern Athletic Conference pick as senior ... Finished season with 88 tackles (50 solo) and six sacks ... Recorded team-leading 100 tackles (48 solo), five sacks and two fumble recoveries as junior ... Majored in business economics ... Lettered in track and basketball ... Single, resides in Miami, Fla ... Full name is Albert Darryl Davis, born in Philadelphia, Pa.

DE-JEFF FAULKNER (6-3, 280, 4/4/64, Southern): Signed by Miami on Feb. 22, 1990 ... Spent time in Minnesota Vikings training camp in 1988 and '89 ... Waived by Vikings on 9/9 ... Played for Kansas City's replacement team in 1987 ... Played in all three games and recorded three solo tackles ... Spent time with Chicago Bruisers of the Arena Football League ... Two-year letterman at Southern University ... Holds B.A. in business management ... Attended American High School in Miami ... Lettered in football and basketball ... Earned all-country honors in football ... Single, resides in Miami ... Full name is Jeff E. Faulkner, born in St. Thomas, Virgin Islands.

K-SAM FLORES (6-0, 198, 11/8/61, C.W. Post): Spent time in the training camps of San Diego (1988), Miami (1985) and Cleveland (1984) ... Three-year letterman at C.W. Post (1980-83) ... Posted career totals of 162 points on 35 of 56 field goal attempts and 57 of 63 PATS ... Hit on 13 of 21 field goals and 11 of 13 PATS as senior ... Earned second team All-America honors as junior ... Hit on 15 of 22 FGs and 15 of 16 PATS ... Transferred from Nassau (N.Y.) Community College ... Majored in physical education ... Attended Uniondale (N.Y.) High School ... Lettered in football, soccer, track and basketball ... Single, resides in North Miami

191

... Full name is Samuel Jesus Flores, born in Hialeah, Fla.

LB-CHRIS HAERING (6-2, 232, 6/10/67, West Virginia): Signed by Miami on April 30, 1990 ... Four-year letterman and three-year starter at West Virginia ... Named honorable mention All-America as senior ... Nominated for National Football Foundation Scholar-Athlete Award ... Led team with 171 tackles (75 solo) and added two fumble recoveries and an interception ... Had double digit tackle totals in eight of 11 games ... Recorded 23 tackles and a fumble recovery against Rutgers ... Led team as junior with 126 tackles and posted three interceptions ... Holds B.A. in secondary education ... Named USA Today honorable mention All-America pick as senior at Pueblo (Colo.) South High School ... Single, resides in Pueblo, Colo. ... Full name is Chris Charles Haering, born in Colorado Springs, Colo.

FB-TIM HEALY (6-0, 230, 2/6/67, Delaware): Signed by Miami on Feb. 22, 1990 ... Did not play in 1989 after being waived by Jets on 8/28/89 ... Signed with N.Y. Jets as free agent on 5/4/89 ... Had one rush for -2 yards in preseason ... Three-year letterman and two-year starter at Delaware ... Played both fullback and punter ... Finished career with 345 attempts for 1,438 yards and 11 TDs ... Added 45 receptions for 386 yards and three scores ... Co-captain of 1988 squad ... Rushed for 691 yards and six TDs as senior and caught 18 passes for 140 yards and a pair of scores ... Punted 63 times for 2,558 (40.6 avg.) with a long of 74 yards ... Holds B.A. in economics ... Attended Calvert Hall High School in Baltimore, Md ... Lettered in football and baseball ... Single, resides in Towson, Md ... Full name is Tim Allan Healy, born in Towson, Md.

RB-FREDDY HIGHSMITH (6-2, 232, 12/7/62, Miami, Fla.): Signed by Miami on March 21, 1990 ... Did not play football in 1989 ... Was in Pittsburgh's training camp in '89 camp ... Waived by Steelers on Aug. 28 ... Three-year letterman at Miami (Fla.) ... Played running back his final two-years with Hurricanes ... Rushed 29 times for 121 yards as a senior ... Added four receptions for 59 yards ... Played linebacker as a sophomore ... Majored in business administration ... Three-year starter at Andrew Jackson High School in Jacksonville, Fla ... Cousin of Houston Oilers fullback Alonzo Highsmith ... Served in Air Force prior to college career ... Single, resides in Miami ... Full name is Fred Alvin Highsmith, born in Jacksonville, Fla.

P-BRET HOLLEY (6-0, 185, 6/29/66, Arizona): Spent time in Kansas City's training camp in 1989 ... Four-year letterman at Arizona (1985-88) ... Redshirted in 1984 ... Finished second in Pac-10 and 11th in NCAA in punting as senior with 42.5 avg ... Booted 66-yard punt at Washington in final two minutes to set up winning score in 16-13 triumph ... Also served as holder on placekicks ... Originally joined football team as walk-on ... Attended Sahuaro High School in Tucson, Ariz. ... Single, resides in Tucson, Ariz. ... Full name is Bret W. Holley, born in Tucson, Ariz.

WR-ANDRE JOHNSON (5-8, 170, 12/8/67, Ferris State): Signed by Miami on April 27, 1990 ... Four-year letterman and two-year starter at Ferris State ... Recorded 62 receptions for 1,010 yards and seven TDs ... Added 40 kickoff returns for 938 yards (23.5 avg.) ... Named NCAA Division II All-America ... Set NCAA single-game record (all divisions) for all-purpose yards in game with 525 yards (235 receiving, 261 kickoff returns, 19 rushing and 10 punt returns) ... Had 42 receptions for 738 yards and nine TDs as junior ... Majored in social work ... Attended Reeths-Puffer High School in Muskegon, Mich ... Lettered in football, track and basketball ... Single, resides in Muskegon, Mich ... Full name is Andre Deshone Johnson, born in Muskegon, Mich.

RB-CLARENCE JONES (6-1, 210, 3/24/65, U.S. Military Academy): Signed by Miami on April 21, 1990 ... Served in active duty with U.S. Army since 1987 ... Achieved the rank of lieutenant ... Stationed in Korea during 1989 ... Two-year starter at West Point ... Helped Cadets earn back-to-back bowl game bids for first time in school history ... Recorded career totals of 262 rushing attempts for 1,593 yards and 20 TDs ... Added 13 receptions for 130 yards ... Returned 30 kickoffs for 702 yards for a 23.4 avg ... Holds B.S. in mechanical engineering ... Attended Groveton High School in Alexandria, Va. ... Lettered in track and football ... Single, resides in Miami ... Full name is Clarence Contee Jones, Jr., born in Washington, D.C.

NT-JOHN JURKOVIC (6-2, 278, 8/18/67, Eastern Illinois): Signed by Miami on April 27, 1990 ... Four-year letterman and three-year starter at Eastern Illinois ... Named first team Division I-AA All-America ... Chosen as Gateway Conference Defensive Player of the Year following junior and senior campaigns ... Recorded 98 tackles (64 solo), with six sacks and 13 tackles for loss as senior ... Also forced two fumbles ... Closed season with 15 tackles and three sacks vs. Western Kentucky ... Named Division I-AA Defensive Player of the Year as junior ... Made 100 tackles (61 solo), seven sacks and a forced fumble ... Recorded 12 tackles, two sacks and two tackles for losses in 44-0 win over Austin Peay ... Redshirted in 1987 after suffering knee injury ... Recorded 93 tackles (23 solo) and 13 sacks ... Tied school record with six sacks and added 15 tackles in 34-20 win over Southwest Missouri State ... Holds B.A. in business ... Attended T.F. North High School in Calumet City, Ill ... Lettered in football, basketball and track ... Single, splits residence between Miami and Calumet City, Ill ... Full name is John Ivan Jurkovic, born in Friedrischafen, West Germany.

FB-GARRETT LIMBRICK (6-2, 240, 11/16/65, Oklahoma State): Signed by Miami on Feb. 22, 1990 ... Spent entire '89 season on Eagles' developmental squad

... Signed by Philadelphia (9/6) for developmental squad ... Spent time with Chicago in '89 training camp ... Signed with Bears on 5/16/89 as free agent ... Waived by Bears on Aug. 28 ... Rushed eight times for 51 yards (6.4 avg.) during preseason ... Four-year letterman at Oklahoma State ... Considered by OSU coaching staff to be finest blocking fullback in school history ... Opened holes for Thurman Thomas (Buffalo) and Barry Sanders (Detroit) ... Majored in political science ... Attended Northbrook High School in Houston, Texas ... Lettered in football, baseball and basketball ... Single, splits residence between Coconut Creek, Fla. and Houston, Texas ... Full name is Garrett Limbrick IV, born in Houston, Texas.

CB-MICHAEL MCGRUDER (5-11, 190, 5/6/62, Kent State): Signed by Miami on March 30, 1990 ... Spent 1989 season with Green Bay Packers ... Played first two games with Packers and recorded one solo tackle and a fumble recovery ... Added three special teams tackles ... Waived by Packers on Sept. 18 and re-signed with team's developmental roster on following day ... Spent remainder of '89 season in Green Bay's developmental squad ... Three-year starter with the Saskatchewan Rough Riders of the Canadian Football League ... Holds CFL career totals of 46 games played, 186 tackles (135 solo), 18 interceptions, seven fumbles recovered and three blocked field goals ... Four-year starter at Kent State ... Also lettered in track ... Attended Cleveland Heights (Ohio) High School ... Served as captain of track team ... Married to Juanita, couple resides in Arlington, Texas, with daughter, Jenerra Monee (4/10/88) ... Full name is Michael J.P. McGruder, born in Cleveland, Ohio.

T-DAVE PACITTI (6-5, 288, 2/15/66, Villanova): Signed by Miami on April 28, 1990 ... Four-year starter at Villanova ... Played at right tackle throughout college ... Missed two games due to back injury as junior ... Holds B.A. in marketing ... Attended Cardinal O'Hara High School in Springfield, Pa. ... Lettered in football and track ... Single, resides in Media, Pa. ... Full name is David Pacitti, born in Upper Darby, Pa.

LB-MIKE PETERSON (6-2, 228, 6/23/66, Youngstown State): Spent time in N.Y. Giants camp in 1989 ... Four-year letterman at Youngstown State (1984-87) ... Recorded 90 tackles (48 solo), three sacks and a fumble recovery as senior ... Finished fourth on team in tackles with 86 (48 solo) as senior ... Also registered seven tackles for loss, four sacks and two forced fumbles ... Played defensive end as sophomore ... Attended Western Reserve High School in Warren, Ohio ... Single, resides in Warren, Ohio ... Full name is Michael Peterson, born in Warren, Ohio.

T-DAVE POPP (6-5, 292, 10/30/66, E. Illinois): Signed by Miami on March 30, 1990 ... Spent 1989 season on the N.Y. Giants' developmental team ... Originally drafted in seventh round in '89 by Giants ... Waived by New York on Sept. 5 and re-signed to developmental roster (9/6) ... Three-year starter at Eastern Illinois ... Named first team All-Gateway Conference as senior ... Played on defensive line as freshman ... Holds B.A. in sociology ... Attended Libertyville (Ill.) High School ... Lettered in football, track and basketball ... Married to Debbie (5/19/90), couple splits residence between Miami Lakes, Fla. and Hawthorn, Ill. ... Full name is David A. Popp, born in Arlington Heights, Ill.

RB-SEAN REDMAN (5-9, 196, 4/24/67, Penn State): Signed by Miami on April 28, 1990 ... Four-year letterman at Penn State ... Finished career with four-year totals of 65 carries for 315 yards and six receptions for 37 yards ... Did not record a carry as senior ... Backed-up All-America running back Blair Thomas ... Finished junior season with 40 carries for 252 yards and added four receptions for 27 yards ... Recorded career-best 12 carries for 75 yards against Temple ... Majored in rehabilitation education ... Attended Glassboro (N.J.) High School ... Lettered in football, track and basketball ... Named New Jersey Athlete of the Year as senior ... Single, splits residence between Glassboro, N.J. and Miami ... Full name is Sheldon Sean Redman, born in Glassboro, N.J.

WR-CURT REED (6-3, 199, 12/3/64, Millikin): Signed by Miami on March 21, 1990 ... Wide receiver has not spent time with any NFL club ... Played wide receiver and tight end in college ... Caught 18 passes for 320 yards and five TDs as senior tight end ... As junior wide receiver, recorded 30 receptions for 484 yards and two TDs ... Originally enrolled at Southern Illinois University in 1984 ... Transferred in 1985 to Memphis State where he sat out season due to NCAA transfer regulations ... Holds B.S. in education and architecture ... Attended McLeansboro (Ill.) High School ... Lettered in football, basketball and track ... Single, splits residence between Miami Lakes, Fla. and McLeansboro, Ill. ... Full name is Curt Wayne Reed, born in Princeton, Ill.

DE-MIKE ROSSON (6-6, 270, 8/15/67, Tulsa): Signed by Miami on May 1, 1990 ... Four-year letterman and three-year starter at Tulsa ... Finished career with 147 tackles (56 solo), 12 sacks and three fumble recoveries ... Recorded 64 tackles (27 solo) and six sacks as senior ... Registered 46 tackles and three sacks as junior ... Had career-best 10 tackles against Temple ... Holds B.A. in physical education ... Attended Deer Creek High School in Edmond, Okla. ... Lettered in football, track, baseball and wrestling ... Married to Renee (12/19/87), couple resides in Tulsa, Okla., with daughter Skylar Ann (12/6/89) ... Full name is Michael Stevon Rossion, born in Muskogee, Okla.

NT-JEFF ROTH (6-3, 270, 4/21/66, Florida): Signed by Miami on March 30, 1990 ... Spent '89 season on San Francisco's developmental roster ... Originally

a fifth-round draft choice of Dallas in 1989 ... Waived by Cowboys on Sept. 5 ... Signed by 49ers to developmental team (12/18) ... Three-year starter and four-year letterman at Florida ... Recorded 50 tackles, two sacks and a team-leading 15 tackles for loss as senior ... Anchored Gator team which placed fourth in total defense in nation ... Named All-SEC following junior and senior seasons ... Earned All-SEC academic honors following senior campaign ... Holds B.A. in criminal justice ... Attended Seminole High School in Clearwater, Fla. ... Named Clearwater Sun Defensive Player of the Year after recording 15 sacks as senior ... Single, resides in Miami ... Full name is Jeffrey Neil Roth, born in New York City.

G-CRAIG SCHNEIDER (6-4, 285, 9/11/68, Illinois): Signed by Miami on April 30, 1990 ... Four-year letterman and three-year starter at Illinois ... Name honorable mention All-Big 10 by UPI as senior ... Served as co-captain ... Anchored offensive line which averaged 388.7 yards per game ... Illinois led Big 10 in third down conversion percentage during senior campaign ... Holds B.A. in history ... Attended Duchesne High School in St. Charles, Mo. ... Lettered in football, basketball and track ... Single, resides in St. Charles, Mo. ... Full name is Craig Joseph Schneider, born in St. Charles, Mo.

G/C-STACY SEARELS (6-5, 290, 5/9/65, Auburn): Signed by Miami on March 21, 1990 ... Spent entire '89 season on San Diego's developmental team ... Had been waived by Chargers in training camp (9/5) and signed two days later with San Diego's developmental squad ... Originally drafted in fourth-round (93rd overall) in 1988 by San Diego ... Spent entire '88 season on injured reserve with broken wrist ... Four-year letterman at Auburn ... Played center, guard and tackle during college career ... Named first team All-American and All-Southeastern Conference as senior ... Holds B.A. in transportation ... Attended Trion (Ga.) High School ... Lettered in football, basketball, wrestling and baseball ... Four-year starter at center and defensive tackle in high school ... Won state heavyweight wrestling championship as senior ... Married to Patricia (7/9), couple splits residence between Miami and Auburn, Ala. ... Full name is Stacy Maxwell Searels, born in Rome, Ga.

RB-DEE SMITH (5-11, 190, 11/21/67, Louisville): Played at Louisville in 1988 after transferring from Kentucky ... Played in six games as senior ... Finished season with 50 carries for 242 yards and three touchdowns and added 19 receptions for 180 yards ... Also doubled as kickoff and punt returner ... Returned 14 punts for 201 yards (14.4 avg.) and 14 kickoffs for 351 yards (25.1 avg.) ... Rushed for season-high 63 yards on 14 carries against Western Kentucky ... Transferred from Kentucky following sophomore season ... Sat out 1988 season due to NCAA transfer regulations ... Rushed 22 times for 84 yards and four scores and added 2 receptions for 420 yards and four TDs as sophomore ... Majored in sociology ... Attended Paducah (Ky.) Tighman High School ... Lettered in football, basketball and track ... Uncle, Greg Smith, played on Milwaukee Bucks' 1970-71 NBA Championship team ... Single, resides in Paducah, Ky. ... Full name is Dwight Sherildan Smith, born in Paducah, Ky.

WR-PEE WEE SMITH (6-1, 175, 1/3/68, Miami, Fla.): Signed by Miami on April 26, 1990 ... Two-year letterman at Univ. of Miami (1988-89) ... Transferred to Hurricanes from Santa Monica Junior College ... Recorded 12 receptions for 139 yards and a score ... Returned 18 punts for 206 yards (11.4 avg.) and one kickoff for 10 yards ... Caught season-high four passes for 60 yards vs. California ... Recorded three receptions for 12 yards at Pittsburgh ... Registered two receptions for 31 yards and only touchdown of season vs. San Diego State ... Saw reserve role as junior ... Collected three receptions for 32 yards and a score ... Caught 17-yard TD pass against Florida State in first Hurricane game ... Rushed for four yards against Cincinnati ... Recorded two receptions for seven yards in Orange Bowl Classic against Nebraska ... Two-year starter at Santa Monica Junior College ... Recorded 42 receptions for 819 yards and eight touchdowns as sophomore ... Majored in sociology ... Attended Gardena High School in Los Angeles, Calif. ... Lettered in football, baseball and track ... Drafted in 14th round by Toronto Blue Jays out of high school ... Single, resides in Miami ... Has son, Demetrius, Jr. (1/10/90) ... Full name is Demetrius Devon Smith, born in Compton, Calif.

LB-PAUL SOLTIS (6-3, 240, 10/1/66, Youngstown State): Signed by Miami on April 30, 1990 ... Three-year starter at Youngstown State ... Originally transferred to Youngstown from Ohio State following 1986 season ... Finished second on team with 108 tackles (70 solo) and added two forced fumbles, a sack and an interception ... Named co-winner of Division I-AA Defensive Player of the Year honors ... Posted eight hits and returned INT for touchdown vs. Western Kentucky ... Earned second-team All-America honors from AP as junior ... Led team with 175 tackles (108 solo) ... Recorded 36 tackles and a fumble recovery in 41-39 win over Towson State ... Named co-winner of Ohio Valley Conference Defensive Player of the Year honors as sophomore ... Record 185 tackles (112 solo) and three sacks ... Transferred from Ohio State following 1986 season ... Saw reserve duty as linebacker with Ohio State (1985-86) ... Majored in criminal justice ... Attended Austintown High School in Youngstown, Ohio ... Named all-district inside linebacker as senior ... Single, resides in Youngstown, Ohio ... Full name is Edward Paul Soltis, born in Youngstown, Ohio.

RB-GEORGE SWARN (5-11, 222, 2/15/64, Miami, Ohio): Signed by Miami on April 16, 1990 ... Did not play professional football in 1989 ... Spent time in Cleveland's training camp before being waived on final cut (9/5) ... Gained 44 yards on 10 carries and caught two passes for 14 yards, all in '88 preseason action ...

... Suffered ankle injury in Browns' 1988 training camp ... Placed on injured reserve in 8/28/88 and spent entire season on IR ... Released on final cut in '87 camp by St. Louis ... Joined Cleveland as replacement player on 10/14/87 ... Played in one game at San Francisco (11/29) ... Registered one special teams tackle ... Spent nine weeks on inactive roster ... Placed on IR prior to season-finale at Pittsburgh (12/26) with ankle injury ... Fifth-round draft choice of St. Louis in 1987 ... Rushed for over 1,000 yards each of his final three seasons at Miami (Ohio) ... Rushed for 1,112 yards and five TDs and added 50 receptions for 423 yards and two scores as senior ... Pounded out 1,511 yards as junior ... Majored in retailing ... Lettered in football and track at Malabar High in Mansfield, Ohio ... Earned team MVP honors as running back and defensive tackle ... Married to Noel (8-18 '86), couple resides in Middleburg Heights, Ohio, with daughters Ashley (2/14/87) and Veturio (2-16-88) ... Full name is George W. Swarn, born in Mansfield, Ohio.



MIAMI DOLPHINS 19

VETERANS ROSTER

NO.	NAME	POS.	HT.	WT.	BIRTH-DATE	FL. EXP.	COLLEGE	HOMETOWN	HOW ACQUIRED
86	Banks, Fred	WR	5-10	185	5/26/62				
92w	Baty, Greg	TE	6-5	240	8/28/64				
97	Bosa, John	DE	6-4	275	1/10/64		Liberty	Columbus, Ga.	FA-'87
82	Brown, Andre	WR	6-3	210	8/21/66		Stanford	Sparta, N.J.	FA-'90
37	Brown, J.B.	CB	6-0	192	1/5/67	4	Boston College	Keene, N.H.	D1-'87
						2	Miami (Fla.)	Chicago, Ill.	FA-'89
83	Clayton, Mark	WR	5-9	185	4/8/61		Maryland	Washington, D.C.	D12-'89
91	Cross, Jeff	TE	6-4	272	3/25/66				
65	Dellenbach, Jeff	T/C	6-6	285	2/14/63		Louisville	Indianapolis, Ind.	D8-'83
74	Dennis, Mark	T	6-6	295	4/15/65		Missouri	Blythe, Calif.	D9-'88
85	Duper, Mark	WR	5-9	192	1/25/59		Wisconsin	Wausau, Wis.	D4b-'85
							Illinois	Washington, Ill.	D8b-'87
80	Edmunds, Ferrell	TE	6-6	254	4/16/65		Northwestern (La.) State	Moreauville, La.	D2-'82
47	Elder, Donnie	CB	5-9	178	12/13/63				
61	Foster, Roy	G	6-4	284	5/24/60	3	Maryland	Danville, Va.	D3-'88
62	Galbreath, Harry	G	6-1	275	1/1/65		Memphis State	Chattanooga, Tenn.	PB(TB)-'90
35	Glenn, Kerry	CB	5-9	178	1/3/62		Southern California	Shawnee Mission, Kan.	D1-'82
						3	Tennessee	Clarksville, Tenn.	D8a-'88
99	Graf, Rick	LB	6-5	245	8/29/63		Minnesota	East St. Louis, Ill.	PB(NYJ)-'90
55	Green, Hugh	LB	6-2	230	7/27/59				
92a	Griggs, David	LB	6-3	248	2/5/67		Wisconsin	Madison, Wis.	D2a-'87
59	Harvey, Stacy	LB	6-4	252	3/8/65		Pittsburgh	Natchez, Miss.	T(TB)-'85
21	Higgs, Mark	RB	5-7	195	4/11/66		Virginia	Pennsauken, N.J.	FA-'89
						2	Arizona State	Pasadena, Calif.	PB(KC)-'90
29	Hobley, Liffort	S	6-0	202	5/12/62		Kentucky	Owensboro, Ky.	PB(Phi)-'90
11	Jensen, Jim	WR/RB	6-4	224	11/14/58				
54	Junior, E.J.	LB	6-3	242	12/8/59		Louisiana State	Shreveport, La.	FA-'87
88	Kinchen, Brian	TE	6-2	232	8/6/65		Boston University	Doylestown, Pa.	D11-'81
58	Krauss, Barry	LB	6-3	250	3/17/57		Alabama	Nashville, Tenn.	PB(Phx)-'89
							Louisiana State	Baton Rouge, La.	D12-'88
90	Kumerow, Eric	LB	6-7	256	4/17/65		Alabama	Pompano Beach, Fla.	W(Cle)-'89
44	Lankford, Paul	CB	6-1	191	6/15/58				
20	Logan, Marc	FB	5-11	222	5/9/65		Ohio State	Oak Park, Ill.	D1-'88
13	Marino, Dan	QB	6-4	224	9/15/61		Penn State	Farmingdale, N.Y.	D3-'82
22	McKyer, Tim	CB	6-1	177	9/5/63		Kentucky	Lexington, Ky.	PB(Cin)-'89
							Pittsburgh	Pittsburgh, Pa.	D1-'83
93	Odom, Cliff	LB	6-2	243	8/15/58		Texas Arlington	Port Arthur, Tx.	T(SF)-'90
56	Offerdahl, John	LB	6-3	238	8/17/64				
25	Oliver, Louis	S	6-2	226	3/9/66		Texas Arlington	Beaumont, Tex.	PB(Ind)-'90
49	Paige, Tony	FB	5-10	235	10/14/62		Western Michigan	Fort Atkinson, Wis.	D2-'86
52	Reichenbach, Mike	LB	6-2	240	9/14/61		Florida	Belle Glade, Fla.	D1b-'89
							Virginia Tech	Washington, D.C.	PB(Det)-'90
4	Roby, Reggie	P	6-2	246	7/30/61		East Stroudsburg	Bethlehem, Pa.	PB(Phi)-'90
81	Schwedes, Scott	WR/KR	6-0	185	6/30/65				
9	Secules, Scott	QB	6-3	220	11/8/64		Iowa	East Waterloo, Iowa	D6-'83
33	Smith, Sammie	RB	6-2	230	5/16/67		Syracuse	DeWitt, N.Y.	D2b-'87
70	Sochia, Brian	NT	6-3	278	7/21/61		Virginia	Centreville, Va.	T(Dall)-'89
							Florida State	Zellwood, Fla.	D1a-'89
18	Stoudt, Cliff	QB	6-4	222	3/27/55		N.W. Oklahoma State	Brasher Falls, N.Y.	FA-'86
10	Stoyanovich, Pete	K	5-10	185	4/28/67				
23	Stradford, Troy	RB	5-9	195	9/11/64		Youngstown State	Oberlin, Ohio	FA-'89
24	Thomas, Rodney	CB	5-10	190	12/21/65		Indiana	Dearborn Heights, Mich.	D8-'89
95	Turner, T.J.	DE	6-4	280	5/16/63		Boston College	Linden, N.J.	D4-'87
							Brigham Young	Ontario, Calif.	D5-'88
63	Uhlenhake, Jeff	C	6-3	284	1/28/66		Houston	Lufkin, Texas	D3-'86
26	Williams, Jarvis	S	5-11	200	5/16/65				
77	Wilson, Kari	DE	6-4	275	3/10/64		Ohio State	Newark, Ohio	D5-'89
							Florida	Palatka, Florida	D2-'88
							Louisiana State	Baton Rouge, La.	PB(Phx)-'90

MIAMI DOLPHINS 1990

FIRST-YEAR ROSTER

NO.	NAME	POS.	HT.	WT.	BIRT DATE	COLLEGE	HOMETOWN	HOW ACQUIRED
75	Berg, Steve (1)	DE	6-4	280	3/15/66	Gustavus Adolphus	Eden Prairie, Minn.	FA-'90
94w	Bone, Warren (1)	TE	6-4	255	11/4/67	Texas Southern	Fairfield, Ala.	FA-'90
72	Brown, Tony (1)	T	6-5	280	7/11/67	Pittsburgh	Stamford, Ct.	FA-'90
15	Cartwright, Ricardo	WR	5-10	175	5/27/65	Florida A&M	Freeport, Bahamas	FA-'90
57	Cockrell, Randy	LB	6-1	240	6/13/67	Virginia Tech	Sterling, Va.	FA-'90
51	Davis, Darryl	LB	6-3	235	12/18/67	Florida A&M	Miami, Fla.	FA-'90
94a	Faulkner, Jeff (1)	DE	6-3	280	4/6/67	Southern	Miami, Fla.	FA-'90
1	Flores, Sam (1)	K	6-0	198	11/8/61	C.W. Post	Uniondale, N.Y.	FA-'90
41	Grant, African (1)	S	6-0	200	8/2/67	Illinois	Pueblo, Colo.	FA-'89
53	Haering, Chris	LB	6-2	232	6/10/67	West Virginia	Pueblo, Colo.	FA-'90
45	Harden, Bobby	S	6-0	192	2/8/67	Miami (Fla.)	Ft. Lauderdale, Fla.	D12-'90
31	Healy, Tim (1)	FB	6-0	230	2/6/67	Delaware	Towson, Md.	FA-'90
40	Highsmith, Fred (1)	RB	6-2	232	12/7/67	Miami (Fla.)	Jacksonville, Fla.	FA-'90
2	Holley, Bret	P	6-0	185	6/29/67	Arizona	Tucson, Ariz.	FA-'90
38	Holt, Leroy	FB	5-10	224	2/7/67	Southern California	Brenham, Texas	D5-'90
5	Johnson, Andre	WR	5-8	170	12/8/67	Ferris State	Muskegon, Mich.	FA-'90
30	Jones, Clarence	RB	6-1	210	3/24/67	S. Military Academy	Alexandria, Va.	FA-'90
66	Jurkovic, John	NT	6-2	278	8/18/67	Eastern Illinois	Calumet City, Ill.	FA-'90
32	Limbrick, Garrett (1)	FB	6-2	240	11/16/65	Oklahoma State	Northbrook, Texas	FA-'90
89	Martin, Tony (1)	WR	6-0	180	9/5/67	Mesa (Colo.)	Miami, Fla.	FA-'89
28	McGruder, Michael (1)	CB	5-11	190	5/6/66	Kent State	Cleveland Heights, Ohio	FA-'90
19	Mitchell, Scott	QB	6-6	236	1/2/66	Utah	Springville, Utah	D4-'90
27	Moore, Stevon (1)	CB	5-11	204	2/9/67	Mississippi	Wiggins, Miss.	PB(NYJ)-'90
96	Oglesby, Alfred	NT	6-3	278	1/27/67	Houston	Weimer, Texas	D3-'90
76	Pacitti, Dave	T	6-5	288	2/15/67	Illanova	Philadelphia, Pa.	FA-'90
51a	Peterson, Mike	LB	6-2	228	6/23/66	Youngstown State	Warren, Ohio	FA-'90
71	Pettyjohn, Barry (1)	T	6-5	280	3/29/64	Pittsburgh	Cincinnati, Ohio	FA-'90
73	Popp, Dave (1)	T	6-5	292	10/30/67	Eastern Illinois	Libertyville, Ill.	FA-'90
36	Redman, Sean	RB	5-9	196	4/24/67	Kenn State	Glassboro, N.J.	FA-'90
8	Reed, Curt	WR	6-3	199	12/3/64	Millikin	McLeansboro, Ill.	FA-'90
84	Ross, Phil	TE	6-4	236	6/14/67	Oregon State	Seattle, Wash.	D9-'90
68	Rosson, Mike	DE	6-6	270	8/15/67	Idaho	Edmond, Okla.	FA-'90
98	Roth, Jeff (1)	NT	6-3	270	4/21/65	Florida	Seminole, Fla.	FA-'90
67	Schneider, Craig	T	6-4	285	9/11/68	Illinois	St. Charles, Mo.	FA-'90
64	Searels, Stacy (1)	G/C	6-5	290	6/30/67	Urburn	Trion, Ga.	FA-'90
69	Sims, Keith	G	6-2	305	6/17/67	Idaho State	Warren, N.J.	D2-'90
14	Smith, Dee	RB	5-11	190	11/21/67	Louisville	Paducah, Ky.	FA-'90
6	Smith, Pee Wee	WR	6-1	175	1/3/68	Miami (Fla.)	Los Angeles, Calif.	FA-'90
50	Soltis, Paul	LB	6-3	240	10/1/67	Youngstown State	Youngstown, Ohio	FA-'90
43	Swarn, George (1)	RB	5-11	222	2/15/67	Miami (Ohio)	Mansfield, Ohio	FA-'90
48	Vanhorse, Sean	CB	5-10	180	7/22/68	Howard	Baltimore, Md.	D6-'90
78	Webb, Richmond	T	6-6	298	1/11/67	Texas A&M	Dallas, Texas	D1-'90
60	Weidner, Bert (1)	C	6-3	284	11/20/67	Kent State	Eden, N.Y.	D11-'89
87	Woods, Thomas	WR	5-10	180	2/21/65	Tennessee	Gallatin, Tenn.	D8-'90
79	Zdelar, Jim (1)	T	6-5	290	5/24/66	Youngstown State	Youngstown, Ohio	D7-'89

(1) Designates player previously in pro football training camp

1990 NUMERICAL ROSTER

1	Flores, Sam	K
2	Holley, Bret	P
4	Roby, Reggie	P
5	Johnson, Andre	WR
6	Smith, Pee Wee	WR
8	Reed, Curt	WR
9	Secules, Scott	QB
10	Stoyanovich, Pete	K
11	Jensen, Jim	WR/RB
13	Marino, Dan	QB
14	Smith, Dee	RB
15	Cartwright, Ricardo	WR
18	Stoudt, Cliff	QB
19	Mitchell, Scott	QB
20	Logan, Marc	RB
21	Higgs, Mark	FB
22	McKyer, Tim	CB
23	Stradford, Troy	RB
24	Thomas, Rodney	CB
25	Oliver, Louis	S
26	Williams, Jarvis	S
27	Moore, Stevon	CB
28	McGruder, Michael	CB
29	Hobley, Liffort	S
30	Jones, Clarence	RB
31	Healy, Tim	FB
32	Limbrick, Garrett	FB
33	Smith, Sammie	RB
35	Glenn, Kerry	CB
36	Redman, Sean	RB
37	Brown, J.B.	CB
38	Holt, Leroy	FB
40	Highsmith, Fred	FB
41	Grant, African	S
43	Swarn, George	RB
44	Lankford, Paul	CB
45	Harden, Bobby	S
47	Elder, Donnie	CB
48	Vanhorse, Sean	CB
49	Paige, Tony	FB
50	Soltis, Paul	LB
51	Davis, Darryl	LB
51a	Peterson, Mike	LB
52	Reichenbach, Mike	LB
53	Haering, Chris	LB
54	Junior, E.J.	LB
55	Green, Hugh	LB
56	Offerdahl, John	LB
57	Cockrell, Randy	LB
58	Krauss, Barry	LB
59	Harvey, Stacy	LB
60	Weidner, Bert	C
61	Foster, Roy	G
62	Galbreath, Harry	G
63	Uhlenhake, Jeff	C
64	Searels, Stacy	G/C
65	Dellenbach, Jeff	T/C
66	Jurkovic, John	NT
67	Schneider, Craig	T
68	Rosson, Mike	DE
69	Sims, Keith	G
70	Sochia, Brian	NT
71	Pettyjohn, Barry	T
72	Brown, Tony	T
73	Popp, Dave	T
74	Dennis, Mark	T
75	Berg, Steve	DE
76	Pacitti, Dave	T
77	Wilson, Karl	DE
78	Webb, Richmond	T
79	Zdelar, Jim	T
80	Edmunds, Ferrell	TE
81	Schwedes, Scott	WR
82	Brown, Andre	WR
83	Clayton, Mark	WR
84	Ross, Phil	TE
85	Duper, Mark	WR
86	Banks, Fred	WR
87	Woods, Thomas	WR
88	Kinchen, Brian	TE
89	Martin, Tony	WR
90	Kumerow, Eric	LB
91	Cross, Jeff	DE
92a	Griggs, David	LB
92w	Baty, Greg	TE
93	Odom, Cliff	LB
94a	Faulkner, Jeff	DE
94w	Bone, Warren	TE
95	Turner, T.J.	DE
96	Oglesby, Alfred	NT
97	Bosa, John	DE
98	Roth, Jeff	DE
99	Graf, Rick	LB

('a' indicated aqua jersey)
(w' indicates white jersey)

200

DEPTH CHART

TRAINING CAMP

WR
83 Mark Clayton
86 Fred Banks
88 Andre Brown
82 Jim Jensen
11 Thomas Woods
87 Curt Reed

TE
80 Ferrell Edmunds
88 Brian Kinchen
84 Phil Ross
84w Warren Bone
92w Greg Baty

RT
74 Mark Dennis
79 Jim Zdelar
76 Dave Pacitti

FB
20 Marc Logan
9 Tony Paige
38 Leroy Holt
32 Garrett Limbrick
40 Fred Highsmith
31 Tim Healy

RG
62 Harry Galbreath
72 Tony Brown
64 Stacy Searels

C
63 Jeff Uhlenhake
60 Bert Weidner
71 Barry Pettyjohn

LG
61 Roy Foster
69 Keith Sims
67 Craig Schneider

LT
65 Jeff Dellenbach
78 Richard Webb
73 Dave Popp

WR
83 Mark Duper
89 Tony Martin
81 Scott Schwedes
5 Andre Johnson
6 Pee Wee Smith
15 Ricardo Cartwright

DEFENSE

NT
70 Brian Sochia
96 Alfred Oglesby
66 John Jurkovic

LE
95 T.J. Turner
77 Karl Wilson
94a Jeff Faulkner
68 Mike Rosson

LILB
56 John Offerdahl
93 Cliff Odom
59 Stacy Harvey

LOLB
54 E.J. Junior
59 Rick Graf
92a David Giggis
51a Mike Peterson

201

ROLB
55 Hugh Green
90 Eric Kumerow
51 Darryl Davis
57 Randy Cockrell

RILB
86 Barry Krauss
52 Mike Reichenbach
50 Paul Soltis
53 Chris Haering

RE
91 Jeff Cross
97 John Bosa
98 Jeff Roth
75 Steve Berg

SS
26 Jarvis Williams
29 Liffort Hobley
27 Stevon Moore

LCB
44 Paul Lankford
22 Tim McKyer
28 Michael McGruder
35 Kerry Glenn

FCB
24 Rodney Thomas
37 J.B. Brown
47 Donnie Elder
48 Sean Vanhorse

SPECIALISTS

P 4 Reggie Foby
2 Brat Holley
K 10 Pete Stoyanovich
1 Sam Flores

1990/10/1

HOW MIAMI WAS BUILT

YEAR	DRAFT (28)	FREE AGENTS/ WAIVERS (12)	TRADES (2)
1981	WR Jim Jensen (11)		
1982	G Roy Foster (1) WR Mark Duper (2) CB Paul Lankford (3)		
1983	QB Dan Marino (1) P Reggie Roby (6) WR Mark Clayton (8)		
1985	T-C Jeff Dellenbach (4b)		LB Hugh Green (Tampa Bay)
1986	LB John Offerdahl (2) DE T.J. Turner (3)	NT Brian Sochia (FA)	
1987	DE John Bosa (1) LB Rick Graf (2a) WR Scott Schwedes (2b) RB Troy Stradford (4) T Mark Dennis (8b)	WR Fred Banks (FA) S Liffort Hobley (FA)	
1988	DE Eric Kumerow (1) S Jarvis Williams (2) TE Ferrell Edmunds (3) CB Rodney Thomas (5) G Harry Galbreath (8a) DE Jeff Cross (9) TE Brian Kinchen (12)		
1989	RB Sammie Smith (1a) S Louis Oliver (1b) C Jeff Uhlenhake (5) K Pete Stoyanovich (8) C Bert Weidner (11) CB J.B. Brown (12)	WR Andre Brown (FA) S African Grant (FA) LB David Griggs (FA) LB E.J. Junior (PB-Phoenix) LB Barry Krauss (W-Cleveland) FB Marc Logan (PB-Cincinnati) WR Tony Martin (FA) T Barry Pettyjohn (FA) QB Cliff Stoudt (FA)	QB Scott Secules (T-Dallas)

PRONUNCIATION GUIDE

John Bosa - BOZ-ah
 Jeff Dellenbach - dell-en-BACH
 Ferrell Edmunds - FAIR-ell
 Chris Haering - HAIR-ing
 Liffort Hobley - LIFF-ert HOBb-lee
 Eric Kumerow - COOM-a-row
 John Offerdahl - OFF-er-doll
 Tom Olivadotti - all-iv-a-DOT-ee
 Dave Pacitti - Pa-she-TEE
 Mike Reichenbach - RYE-ken-bock
 Reggie Roby - row-BEE
 Scott Schwedes - SHWADE-ez
 Stacy Searels - SEER-els
 Scott Secules - SEE-kyoos
 Larry Seiple - CY-pull
 Dan Sekanovich - se-CAN-a-vitch
 Brian Sochia - sew-SHAY
 Pete Stoyanovich -Stow-YAWN-oh-vitch
 Jeff Uhlenhake - you-lun-HAKE (rhymes with bake)
 Bert Weidner - WIDE-ner

1989 DOLPHINS STATISTICS

REGULAR SEASON RESULTS (8-8)

DATE	OPPONENT	SCORE	ACTUAL ATTENDANCE
Sept. 10	BUFFALO	24-27	L 54,541
Sept. 17	at New England	24-10	W 57,043
Sept. 24	N.Y. JETS	33-40	L 65,908
Oct. 1	at Houston	7-39	L 53,326
Oct. 8	CLEVELAND	13-10 (OT)	W 58,444
Oct. 15	at Cincinnati	20-13	W 58,184
Oct. 22	GREEN BAY	23-20	W 56,624
Oct. 29	at Buffalo	17-31	L 80,208
Nov. 5	INDIANAPOLIS	19-13	W 52,680
Nov. 12	at N.Y. Jets	31-23	W 65,923
Nov. 19	at Dallas	17-14	W 56,044
Nov. 26	PITTSBURGH	14-34	L 59,936
Dec. 3	at Kansas City	21-26	L 54,610
Dec. 10	NEW ENGLAND	31-10	W 55,918
Dec. 17	at Indianapolis	13-42	L 55,665
Dec. 24	KANSAS CITY	24-27	L 43,612

TEAM STATISTICS

	Dolphins	Opponents
TOTAL FIRST DOWNS	311	337
By Rushing	88	139
By Passing	202	180
By Penalty	21	18
Third Down: Made/Att.	101/209	67/194
Third Down Efficiency	48%	35%
Fourth Down: Made/Att.	7/14	8/21
TOTAL NET YARDS	5546	5696
Average Per Game	346.6	356.0
Total Plays	1011	1045
Average Per Play	5.5	5.5
NET YARDS RUSHING	1330	2153
Average Per Game	83.1	134.6
Total Rushes	400	493
NET YARDS PASSING	4216	3543
Average Per Game	263.5	221.4
Tackled/Yards Lost	10/86	39/268
Gross Yards	4302	3811
Attempts/Completions	601/331	513/315
Completion Percentage	55.1	61.4
Had Intercepted	25	15
PUNTS/AVERAGE	59/41.7	62/39.0
NET PUNTING AVERAGE	35.3	31.6
PENALTIES/YARDS	83/614	106/831
FUMBLES/BALL LOST	30/16	19/8
TOUCHDOWNS	39	43
By Rushing	10	19
By Passing	26	21
By Returns	3	3

Score By Quarters	1	2	3	4	OT	Total
DOLPHINS	78	96	73	81	3	331
OPPONENTS	57	128	77	117	0	379

RUSHING

	NO.	YDS.	AVG.	LG	TD
Smith	200	659	3.3	25	6
Stradford	66	240	3.6	13	1
Logan	57	201	3.5	14	0
Davenport	14	56	4.0	9	1
Jensen	8	50	6.3	14	0
Hampton	17	47	2.8	9	0
Secules	4	39	9.8	17	0
T. Brown	13	26	2.0	6	0

Faola	2	10	5.0	5	0
Clayton	3	9	3.0	11	0
Roby	2	0	0.0	0	0
Reaves, Wash.-Mia.	1	-1	-1.0	-1	0
Marino	14	-7	-0.5	2	2
DOLPHINS	400	1330	3.3	25	10
OPPONENTS	493	2153	4.4	33	19

PASSING

	ATT.	COMP.	YDS.	PCT.	TD	INT.	LG	SACK/LOST	RATING
Marino	550	308	3997	56.0	24	22	78t	10/86	76.9
Secules	50	22	286	44.0	1	3	44t	0/0	44.3
Jensen	1	1	19	100.0	1	0	19t	0/0	158.3
DOLPHINS	601	331	4302	55.1	26	25	78t	10/86	74.9
OPPONENTS	513	315	3811	61.4	21	15	63t	39/268	85.7

RECEIVING

	NO.	YDS.	AVG.	LG	TD
Clayton	64	1011	15.8	78t	9
Jensen	61	557	9.1	20	6
Duper	49	717	14.6	41	1
Edmunds	32	382	11.9	30	3
Banks	30	520	17.3	61	1
Stradford	25	233	9.3	32	0
A. Brown	24	410	17.1	48t	5
T. Brown	13	117	9.0	23	0
Hampton	8	25	3.1	12	0
Schwedes	7	174	24.9	65t	1
Smith	7	81	11.6	34	0
Logan	5	34	6.8	11	0
Davenport	3	19	6.3	9	0
Kinchen	1	12	12.0	12	0
Faola	1	8	8.0	8	0
Hardy	1	2	2.0	2	0
DOLPHINS	331	4302	13.0	78t	26
OPPONENTS	315	3811	12.1	63t	21

INTERCEPTIONS

	NO.	YDS.	AVG.	LG	TD
Oliver	4	32	8.0	23	0
McNeal	3	-6	-2.0	0	0
Williams	2	43	21.5	24	0
Judson	2	31	15.5	28	0
Thomas	2	4	2.0	4	0
Hobley	1	22	22.0	22	0
Lankford	1	0	0.0	0	0
DOLPHINS	15	126	8.4	28	0
OPPONENTS	25	335	13.4	48	1

PUNTING

	NO.	YDS.	AVG.	TB	IN 20	LG	BLK.
Roby	58	2458	42.4	6	18	58	1
DOLPHINS	59	2458	41.7	6	18	58	1
OPPONENTS	62	2416	39.0	6	17	63	1

PUNT RETURNS

	RET.	FC	YDS.	AVG.	LG	TD
Schwedes	18	3	210	11.7	70t	1
Stradford	14	5	129	9.2	19	0
Gibson	1	0	-1	-1.0	-1	0
Williams	0	3	0	—	0	0
DOLPHINS	33	11	338	10.2	70t	1
OPPONENTS	26	13	256	9.8	18	0

204

KICKOFF RETURNS

	NO.	YDS.	AVG.	LG	TD
Logan	24	613	25.5	97t	1
Hampton	17	303	17.8	34	0
Reaves	6	84	14.0	22	0
Schwedes	3	24	8.0	13	0
A. Brown	2	9	4.5	9	0
Faola	2	30	15.0	17	0
Kinchen	2	26	13.0	17	0
Ahrens	1	10	10.0	10	0
Brudzinski	1	6	6.0	6	0
Davenport	1	19	19.0	19	0
Goode	1	8	8.0	8	0
Williams	1	21	21.0	21	0
DOLPHINS	61	1153	18.9	97t	1
OPPONENTS	63	1215	19.3	40	0

FIELD GOALS

	1-19	20-29	30-39	40-49	50+	TOTALS
Stoyanovich	1/1	8/8	5/6	4/8	1/3	19/26
DOLPHINS	1/1	8/8	5/6	4/8	1/3	19/26
OPPONENTS	1/1	8/8	10/12	5/9	1/3	25/33

SCORING

	TDR	TDP	TDRt	PAT	FG	S	TP
Stoyanovich	0	0	0	38/39	19/26	0	95
Clayton	0	9	0	0/0	0/0	0	54
Jensen	0	6	0	0/0	0/0	0	36
Smith	6	0	0	0/0	0/0	0	36
A. Brown	0	5	0	0/0	0/0	0	30
Edmunds	0	3	0	0/0	0/0	0	18
Logan	0	0	2	0/0	0/0	0	12
Marino	2	0	0	0/0	0/0	0	12
Schwedes	0	1	1	0/0	0/0	0	12
Banks	0	1	0	0/0	0/0	0	6
Davenport	1	0	0	0/0	0/0	0	6
Duper	0	1	0	0/0	0/0	0	6
Stradford	1	0	0	0/0	0/0	0	6
DOLPHINS	10	26	3	38/39	19/26	1	331
OPPONENTS	19	21	3	42/43	25/33	2	379

SACKS

Cross 10.0, Green 7.5, Sochia 5.0, Kumerow 2.0, Bosa 2.0, Offerdahl 1.5, Ahrens 1.0, Cline 1.0, Frye 1.0, Graf 1.0, Hobley 1.0, Junior 1.0, Krauss 1.0, Lankford 1.0, Thomas 1.0, Williams 1.0, TEAM 1.0

DOLPHINS 39.0, OPPONENTS 10.0



DOLPHIN FACT

The 1972 Dolphins continue to hold the distinction of being the only unbeaten, untied team through the playoffs. Miami went a perfect 17-0 in winning Super Bowl VII. In that season, the Dolphins became the only team to lead the NFL in scoring offense and defense in the same season since the 1970 merger of the AFL and NFL.

205

1989 DEFENSIVE STATISTICS

PLAYER	TOTAL TACK.	SOLO	ASST.	SACKS/ YARDS	INT/ YARDS	FUM. REC.	FUM. FOR.	PASS DEF.
Krauss	119	100	19	1/6			1	1
Williams	87	68	19	1/5	2/43		3	7
Offerdahl	72	58	14	1.5/15				
Sochia	71	59	12	5/45			1	1
Oliver	62	51	11		4/32		1	6
Cross	59	50	9	10/94			1	1
Judson	55	42	13		2/31			6
Lankford	57	45	12	1/0	1/0			9
Hobley	55	46	9	1/9	1/22	1	1	2
Ahrens	53	42	11	1/12				2
Junior	50	36	14	1/5			1	2
Green	48	36	12	7.5/38		2		1
Turner	38	30	8			2		1
Thomas	37	31	6	1/5	2/4	2	1	7
Clark	26	22	4			1		1
Graf	17	12	5	1/8			1	
Frye	16	12	4	1/9				
McNeal	10	9	1		3/-6			5
J.B. Brown	9	7	2					1
Kumerow	8	7	1	2/17				
Bosa	9	6	3	2/2				
Cline	4	4	0	1/7				
Brudzinski	2	2	0					
Gibson	1	1	0					
TEAM				1/0				

NOTE: special teams and miscellaneous tackles not included above

BLOCKED KICKS: Jensen 1, punt vs. Buffalo (9/10); Hobley 1, field goal vs. Steelers (11/26); A. Brown 1, punt vs. Kansas City (12/24)

SPECIAL TEAMS TOUCHDOWNS: Logan (2): blocked punt recovery in end zone vs. Buffalo (9/10), 97-yard kickoff return at Houston (10/1); Schwedes (1): 70-yard punt return at Indianapolis (12/17)

SPECIAL TEAMS TACKLES: Jensen 18, Hobley 16, Clark 8, Kinchen 7, Brudzinski 7, J. B. Brown 5, Faola 5, Logan 4, Frye 4, McNeal 3, Ahrens 2, Edmunds 2, Griggs 2, Stoyanovich 2, Thomas 1, Kumerow 1

MISCELLANEOUS TACKLES: Clayton 3, Duper 3, Marino 2, Edmunds 2, Jensen 2, Davenport 1, Uhlenhake 1, Banks 1, Secules 1, A. Brown 1



DOLPHIN FACT

Since the 1970 NFL-AFL merger, a total of 98 Dolphin players have been selected to appear in the AFC-NFC Pro Bowl. Over the course of those 20 seasons, 66 offensive players, 28 defensive players and four special teams players have been chosen.

1989 STATISTICAL BESTS

INDIVIDUAL

YARDS RUSHING	123	Sammie Smith vs. Indianapolis, 11 5
RUSHING ATTEMPTS	25	Sammie Smith vs. Indianapolis, 11 5
RUSHING TOUCHDOWNS	3	Sammie Smith vs. New England, 12 10
YARDS PASSING (GROSS)	427	Dan Manno vs. New York Jets, 9 24
PASS ATTEMPTS	55	Dan Manno vs. New York Jets, 9 24
PASS COMPLETIONS	33	Dan Manno vs. New York Jets, 9 24
TOUCHDOWN PASSES	3	Dan Manno at New England, 9 17
	3	Dan Manno vs. New York Jets, 9 24
	3	Dan Manno at New York Jets, 11 12
	3	Dan Manno at Kansas City, 12 3
	3	Dan Manno vs. Kansas City, 12 24
	3	Dan Manno at New England, 9 17
	3	Dan Marino at Buffalo, 10 29
PASSES HAD INTERCEPTED	9	Mark Clayton at Kansas City, 12 3
RECEPTIONS	129	Mark Duper at Cincinnati, 10 15
RECEIVING YARDS	2	Jim Jensen at New England, 9 17
RECEIVING TOUCHDOWNS	2	Ferrell Edmunds vs. N.Y. Jets, 9 24
	2	Jim Jensen at Kansas City, 12 3
TOTAL YARDS FROM SCRIMMAGE	129	Mark Duper at Cincinnati, 10 15
FIELD GOALS	3	Pete Stoyanovich vs. Green Bay, 10 22
TACKLES	15	Jarvis Williams at Houston, 10 1
	15	Barry Krauss at Buffalo, 10 29
INTERCEPTIONS	2	Jarvis Williams vs. Indianapolis, 11/5
SACKS	3	Jeff Cross at New England, 9 17
LONGEST RUN FROM SCRIMMAGE	25	Sammie Smith vs. Indianapolis, 11-5
LONGEST PASS COMPLETION	78	Mark Clayton at New York Jets, 11 12
LONGEST INTERCEPTION RETURN	28	William Judson at Kansas City, 12 3
LONGEST PUNT RETURN	701	Scott Schwedes at Indianapolis, 12/17
LONGEST KICKOFF RETURN	971	Marc Logan at Houston, 10 1
LONGEST PUNT	58	Reggie Roby at Dallas, 11 19
LONGEST FIELD GOAL	59	Pete Stoyanovich at N.Y. Jets, 11 12

OPPONENTS INDIVIDUAL

YARDS RUSHING	148	Thurman Thomas, at Buffalo, 10/29
	148	Christian Okoye, at Kansas City, 12/3
RUSHING ATTEMPTS	32	Christian Okoye, at Kansas City, 12/3
RUSHING TOUCHDOWNS	3	Merril Hoge, vs. Pittsburgh, 11/26
YARDS PASSING (GROSS)	341	Tony Eason, at New England, 9/17
PASS ATTEMPTS	49	Tony Eason, at New England, 9 17
PASS COMPLETIONS	27	Ken O'Brien vs. New York Jets, 9/24
TOUCHDOWN PASSES	4	Jack Trudeau, at Indianapolis, 12 17
PASSES HAD INTERCEPTED	3	Ken O'Brien, at New York Jets, 11 12
RECEPTIONS	10	Al Toon, vs. New York Jets, 9 24
RECEIVING YARDS	159	Al Toon, vs. New York Jets, 9/24
RECEIVING TOUCHDOWNS	2	Sterling Sharpe, vs. Green Bay, 10/22
TOTAL YARDS FROM SCRIMMAGE	170	Eric Dickerson, at Indianapolis, 12/17
FIELD GOALS	3	Tony Zendejas, at Houston, 10/1
	3	Pat Leahy, at New York Jets, 11/12
TACKLES	14	Eugene Lockhart, at Dallas, 11/19
	14	Ed Reynolds, vs. New England, 12/10
INTERCEPTIONS	2	Nate Odomes, vs. Buffalo, 9-10
	2	James Hasly, vs. New York Jets, 9/24
	2	Kirby Jackson, at Buffalo, 10/29
LONGEST RUN FROM SCRIMMAGE	33	Lorenzo White, at Houston, 10/1
LONGEST PASS COMPLETION	63	Don Beebe, at Buffalo, 10/29
LONGEST INTERCEPTION RETURN	48	Robert Lyles, at Houston, 10/1
LONGEST PUNT RETURN	18	Rod Woodson, vs. Pittsburgh, 11/26
LONGEST KICKOFF RETURN	40	James Dixon, at Dallas, 11/19
LONGEST PUNT	63	Greg Montgomery, at Houston, 10/1
LONGEST FIELD GOAL	50	Matt Bahr, vs. Cleveland, 10/8

DOLPHINS TEAM

	HIGHS	LOWS
TOTAL FIRST DOWNS	31 vs. New York Jets, 9/24	9 at Houston, 10/1
TOTAL NET YARDS	524 vs. New York Jets, 9/24	160 at Houston, 10/1
TOTAL OFFENSIVE PLAYS	76 vs. New York Jets, 9/24	43 at Houston, 10/1
NET YARDS RUSHING	159 vs. Indianapolis, 11/5	41 at Indianapolis, 12/17
RUSHING ATTEMPTS	41 vs. New England, 12/10	11 at Houston, 10/1
NET YARDS PASSING	446 vs. New York Jets, 9/24	117 at Houston, 10/1
PASS ATTEMPTS	56 vs. New York Jets, 9/24	26 vs. Indianapolis, 11/5
PASS COMPLETIONS	34 vs. New York Jets, 9/24	12 at Houston, 10/1
PASSES HAD INTERCEPTED	3 at New England, 9/17	0 vs. Indianapolis, 11/5
	3 at Buffalo, 10/29	0 at Dallas, 11/19
PENALTIES	10 at Indianapolis, 12/17	2 at Cincinnati, 10/15
YARDS PENALIZED	70 at Indianapolis, 12/17	12 at Cincinnati, 10/15
FUMBLES	6 vs. Pittsburgh, 11/26	0 vs. Cleveland, 10/8
	0 at Cincinnati, 10/15	0 at Cincinnati, 10/15
	0 at Buffalo, 10/29	
FUMBLES LOST	3 vs. Indianapolis, 11/5	0 vs. Cleveland, 10/8
	3 vs. Pittsburgh, 11/26	0 at Cincinnati, 10/15
	0 at Buffalo, 10/29	
	0 vs. New England, 12/10	
	0 vs. Kansas City, 12/24	
TIME OF POSSESSION	35:42 vs. New England, 12/10	16:32 at Houston, 10/1

OPPONENTS TEAM

	HIGHS	LOWS
TOTAL FIRST DOWNS	28 at Dallas, 11/19	13 vs. Pittsburgh, 11/26
TOTAL NET YARDS	448 at Houston, 10/1	292 vs. Pittsburgh, 11/26
TOTAL OFFENSIVE PLAYS	71 vs. Buffalo, 9/10	59 at Cincinnati, 10/15
	71 vs. New England, 9/17	59 vs. Kansas City, 12/24
NET YARDS RUSHING	280 at Buffalo, 10/29	43 vs. New England, 9/17
RUSHING ATTEMPTS	51 at Buffalo, 10/29	13 vs. New England, 9/17
NET YARDS PASSING	309 vs. New York Jets, 9/24	114 at Buffalo, 10/29
PASS ATTEMPTS	51 vs. New England, 9/17	9 at Buffalo, 10/29
PASS COMPLETIONS	27 vs. New York Jets, 9/24	6 at Buffalo, 10/29
PASSES HAD INTERCEPTED	3 vs. New York Jets, 11/12	0 Five times (last time vs. Pittsburgh, 11/26)
		0 at Dallas, 11/19
TIMES SACKED	7 vs. New England, 9/17	0 at Kansas City, 12/3
		3 at Indianapolis, 12/17
PENALTIES	9 vs. Pittsburgh, 11/26	15 at Indianapolis, 12/17
YARDS PENALIZED	86 vs. Cleveland, 10/8	0 at Cincinnati, 10/15
FUMBLES	3 at Dallas, 11/19	0 vs. Pittsburgh, 11/26
		0 vs. New England, 9/17
		0 at Houston, 10/1
		0 vs. Cleveland, 10/8
		0 vs. Green Bay, 10/22
		0 vs. Pittsburgh, 11/26
		0 at Indianapolis, 12/17
		0 vs. Kansas City, 12/24
FUMBLES LOST	2 vs. Buffalo, 9/10	0 vs. New England, 12/10
	2 at Kansas City, 12/3	
TIME OF POSSESSION	43:28 at Houston, 10/1	

DRIVE ENGINEERING

	DRIVES STARTED	TD	FG	FGA	PUNT	FMBL	INT	DWNS	SAF	GAME	HLF	PTS
DOLPHINS	181	36	19	7	59	15	25	5	2	7	6	308
OPPONENTS	183	40	25	8	62	8	15	12	1	5	7	354

INSIDE THE TWENTY-YARD LINE

	NO	TD	FG	FGA	INT	FMBL	DWN	GAME	HLF	PTS
DOLPHINS	51	28	15	2	2	2	0	0	0	240
OPPONENTS	53	29	18	1	3	1	1	0	0	256

GOAL-TO-GO SITUATIONS

	NO	TD	FG	FGA	INT	FMBL	DWN	GAME	HLF	PTS
DOLPHINS	25	17	5	0	2	0	1	0	0	134
OPPONENTS	30	23	7	0	0	0	0	0	0	181

GIVEAWAYS-TAKEAWAYS

GIVEAWAYS: 41, resulting in 14 TD, 7 FG, 2 FGA, 8 PUNT, 3 INT, 1 FUMBLE, 0 HALF, 1 GAME, 5 DOWNS = 119 POINTS
TAKEAWAYS: 23, resulting in 4 TD, 3 FG, 3 FGA, 5 PUNT, 2 INT, 3 FUMBLE, 1 HALF, 1 GAME, 1 DOWNS = 37 POINTS

GAME		TAKEAWAYS		GIVEAWAYS		DIFF	W/L
		FMBL	INT	FMBL	INT		
9/10	BUFFALO	2	0 (2)	2	2 (4)	-2	L
9/17	at New England	0	1 (1)	1	3 (4)	-3	W
9/24	NEW YORK JETS	1	1 (2)	0	2 (2)	0	L
10/1	at Houston	0	1 (1)	1	2 (3)	-2	L
10/8	CLEVELAND	0	2 (2)	0	1 (1)	+1	W
10/15	at Cincinnati	0	0 (0)	0	1 (1)	-1	W
10/22	GREEN BAY	0	0 (0)	1	2 (3)	-3	W
10/29	at Buffalo	1	0 (1)	0	3 (3)	-2	L
11/5	INDIANAPOLIS	0	2 (2)	3	0 (3)	-1	W
11/12	at New York Jets	0	3 (3)	1	2 (3)	0	W
11/19	at Dallas	1	1 (2)	1	0 (1)	+1	W
11/26	PITTSBURGH	0	0 (0)	3	2 (5)	-5	L
12/3	at Kansas City	2	1 (3)	2	1 (3)	0	L
12/10	NEW ENGLAND	1	1 (2)	0	1 (1)	+1	W
12/17	at Indianapolis	0	1 (1)	1	2 (3)	-2	L
12/24	KANSAS CITY	0	1 (1)	0	1 (1)	0	L
TOTALS		8	15 (23)	16	25 (41)	-18	8-8

BLOCKS

	FGs	PATs	PUNTS	TOTAL
By Dolphins	1	0	1	2
By Opponents	1	1	1	3

MIAMI IS:

- 4-5 when leading after 1st quarter
- 5-2 when leading after 2nd quarter
- 5-2 when leading after 3rd quarter
- 3-3 when behind after 1st quarter
- 3-6 when behind after 2nd quarter
- 2-6 when behind after 3rd quarter
- 5-4 when Miami scores first
- 3-4 when opponents score first
- 0-0 when tied at the half
- 0-2 when playing in domes
- 8-6 when playing outdoors
- 4-4 when playing on artificial turf
- 4-4 when playing on natural grass
- 5-5 after winning coin toss
- 3-3 after losing coin toss
- 4-4 when scoring 21 or more points
- 7-0 when yielding 20 points or less

THIRD DOWN EFFICIENCY

	3rd DOWN AND										TOTAL
	1	2	3	4	5	6	7	8	9	10+	
	Miami	20-31	10-13	13-19	8-14	5-11	10-20	2-11	3-10	6-17	
Opp.	14-26	6-12	9-14	9-14	6-16	3-13	1-10	4-12	1-9	11-53	64-173



DOLPHIN FACT

Dolphins kicker Garo Yepremian is the only player in Miami history to be named as Most Valuable Player in the NFL's annual Pro Bowl contest. On Jan. 20, 1974, Yepremian booted five field goals to account for all of the AFC's scoring in a 15-13 win.

1989 MIAMI DOLPHINS' OFFENSIVE STATISTICS

GAME-BY-GAME OFFENSE

DATE	OPPONENT	1st DOWNS			TOTAL OFFENSE			RUSHING			PASSING			PEN.			SCORING			TIME OF POSSESSION										
		ATT.	CONV.	NET YDS.	AVG.	YARDS	ATT.	AVG.	NET YDS.	SACKS	YDS. LOST	GROSS YDS.	ATT.	COMP.	INT.	NO.	LOST	POINTS	TD RUSH		TD PASS	TD RETURN	PAT/ATT.	FG/ATT.						
9/10	at BUFFALO	6	12	3	12	7	323	61	52	68	23	2.9	255	0	0	255	38	25	2	8	67	24	1	1	3/3	1/1	30:42	3-2		
9/17	at New England	4	12	2	15	9	329	58	57	103	30	3.4	226	0	0	226	28	17	3	7	63	24	0	3	0	3/3	1/1	33:03	1-1	
9/24	N.Y. JETS	5	24	2	10	4	524	76	63	78	20	3.9	446	0	0	446	56	34	2	3	25	33	0	4	0	3/4	2/3	29:37	1-0	
10/1	at Houston	1	6	2	11	4	160	43	37	43	11	3.9	117	0	0	117	32	12	2	5	30	7	0	0	1/1	0/0	16:32	2-1		
10/8	CLEVELAND	6	10	2	15	8	304	62	49	70	29	2.4	234	0	0	234	33	19	1	3	30	13	0	1	0	1/1	2/4	32:58	0-0	
10/15	at Cincinnati	7	11	1	14	7	373	67	56	107	34	3.1	266	0	0	266	33	16	1	2	12	20	2	0	0	2/2	2/2	29:46	0-0	
10/22	GREEN BAY	9	13	3	13	7	438	65	67	105	28	3.8	333	0	0	333	37	24	2	7	45	23	0	2	0	2/2	3/3	29:21	3-1	
10/29	at Buffalo	4	14	1	14	6	413	67	62	65	18	3.6	348	2	16	364	47	26	3	5	29	17	0	2	0	2/2	1/1	25:19	0-0	
11/5	INDIANAPOLIS	10	8	1	13	7	308	63	49	159	37	4.3	149	0	0	149	26	14	0	6	40	19	0	2	0	2/2	1/1	32:00	5-3	
11/12	at N.Y. Jets	5	14	0	12	4	447	63	71	103	27	3.8	344	2	15	359	34	18	2	6	50	31	1	3	0	4/4	1/3	26:38	3-1	
11/19	at Dallas	7	10	1	10	3	303	57	53	65	19	3.4	238	2	17	255	36	21	0	4	35	17	1	0	0	2/2	1/1	26:12	1-1	
11/26	PITTSBURGH	5	8	2	14	7	302	63	48	80	28	2.9	222	0	0	222	35	15	2	4	30	14	1	1	0	2/2	0/0	26:48	6-3	
12/3	at Kansas City	16	4	10	2	13	5	292	56	52	74	19	3.9	218	0	0	218	37	18	1	3	20	21	0	3	0	3/3	0/0	23:12	2-2
12/10	NEW ENGLAND	4	8	0	14	8	408	73	5.6	108	41	2.6	300	0	0	300	32	21	1	5	43	31	4	0	0	4/4	1/1	35:42	1-0	
12/17	at Indianapolis	3	12	1	17	9	242	69	3.5	41	17	2.4	201	2	18	219	50	23	2	10	70	13	0	0	1	1/1	2/3	27:23	1-1	
12/24	KANSAS CITY	5	21	1	12	6	381	68	5.8	62	19	3.3	319	2	20	339	47	28	1	4	20	24	0	3	0	3/3	1/2	29:47	1-0	

1988 MIAMI DOLPHINS' DEFENSIVE STATISTICS

GAME-BY-GAME DEFENSE

DATE	OPPONENT	1st DOWNS			TOTAL OFFENSE			RUSHING			PASSING			PEN.			SCORING			TIME OF POSSESSION											
		ATT.	CONV.	NET YDS.	AVG.	YARDS	ATT.	AVG.	NET YDS.	SACKS	YDS. LOST	GROSS YDS.	ATT.	COMP.	INT.	NO.	LOST	POINTS	TD RUSH		TD PASS	TD RETURN	PAT/ATT.	FG/ATT.							
9/10	BUFFALO	27	12	3	11	4	387	71	51	141	27	5.2	226	4	39	285	40	25	0	7	65	27	2	1	0	3/3	2/2	29:18	2-2		
9/17	at New England	19	2	16	1	14	4	325	71	4.6	43	13	3.3	282	7	59	341	51	25	1	4	47	10	0	1	0	1/1	1/2	26:57	1-0	
9/24	N.Y. JETS	24	7	17	0	10	4	411	66	6.2	102	25	4.1	309	4	20	329	27	20	1	8	64	40	1	3	1	5/5	1/1	30:23	1-1	
10/1	at Houston	23	10	12	1	14	4	448	68	6.6	197	41	4.8	251	2	13	264	25	20	1	8	60	39	2	2	0	4/4	3/3	43:28	2-0	
10/8	CLEVELAND	19	7	12	0	12	5	330	65	5.1	141	27	5.2	189	3	21	210	35	22	2	8	86	10	1	0	0	1/1	1/2	33:30	1-0	
10/15	at Cincinnati	14	8	6	0	15	5	314	59	5.3	146	32	4.6	168	3	26	194	24	16	0	4	29	13	0	1	0	1	1	22	30:14	0-0
10/22	GREEN BAY	21	5	14	2	16	8	296	65	4.6	81	21	3.8	215	2	6	221	42	26	0	6	40	20	2	0	2	2	2	30:39	1-0	
10/29	at Buffalo	18	15	3	0	13	6	394	62	6.4	280	51	5.5	114	2	9	123	9	6	0	8	70	31	2	1	1	4	4	12	34:41	1-1
11/5	INDIANAPOLIS	17	6	8	3	14	4	298	65	4.6	85	23	3.7	214	1	8	222	41	21	2	6	50	13	0	1	0	1	1	23	28:00	1-1
11/12	at N.Y. Jets	23	5	17	1	11	1	410	69	5.9	136	32	4.3	274	2	15	289	35	22	3	6	50	23	1	1	0	2/2	0	2	33:22	0-0
11/19	at Dallas	28	10	15	3	7	2	428	68	6.3	167	35	4.8	261	0	0	261	33	25	1	7	49	14	1	1	0	2/2	0	2	33:48	3-1
11/26	PITTSBURGH	13	10	3	0	15	3	292	63	4.6	125	45	2.8	167	0	0	167	18	8	0	9	55	34	3	0	1	4	4	24	33:12	0-0
12/3	at Kansas City	25	12	12	1	9	3	438	67	6.5	199	42	4.7	239	0	0	239	25	15	1	8	55	26	1	2	0	2	3	22	36:48	2-2
12/10	NEW ENGLAND	17	6	10	1	13	4	297	61	4.8	66	19	3.5	231	5	30	261	37	17	1	5	32	10	1	0	0	1	1	1	24:18	2-1
12/17	at Indianapolis	25	11	12	2	12	7	305	66	4.4	121	29	4.2	164	2	11	195	35	23	1	3	15	42	2	5	0	5/5	0/0	32:37	1-0	
12/24	KANSAS CITY	23	11	11	1	9	3	342	59	5.8	117	32	3.6	225	1	5	230	26	17	1	8	44	27	2	1	0	3/3	2/2	30:13	1-0	

*Overtime

GAME-BY-GAME RUSHING

1989 MIAMI DOLPHINS' INDIVIDUAL RUSHING STATISTICS (ATTEMPTS-YARDS GAINED-LONGEST-TOUCHDOWNS)

DATE	OPPONENT	SCORE	SMITH	STRADFORD	LOGAN	DAVENPORT	JENSEN	HAMPTON	T. BROWN	MARINO
9/10	BUFFALO	24-27	Not on Roster	12-43-13-1	0-0-0-0	2-4-2-0	0-0-0-0	6-19-6-0	2-2-2-0	1-0-0-0
9/17	at New England	24-10	7-40-21-0	7-28-9-0	8-31-12-0	Not on Roster	0-0-0-0	3-3-4-0	3-4-2-0	2-m3-0-0
9/24	N.Y. JETS	33-40	Inactive	9-26-7-0	10-52-14-0	0-0-0-0	0-0-0-0	0-0-0-0	0-0-0-0	0-0-0-0
10/1	at Houston	7-39	6-18-6-0	1-7-7-0	2-4-3-0	0-0-0-0	1-11-11-0	Inj. Reserve	Did not play	0-0-0-0
10/8	CLEVELAND	13-10*	16-23-8-0	11-37-12-0	2-10-6-0	0-0-0-0	0-0-0-0	Inj. Reserve	Inj. Reserve	0-0-0-0
10/15	at Cincinnati	20-13	15-50-9-0	11-46-12-0	2-4-2-0	2-7-8-1	1-4-4-0	Inj. Reserve	Inj. Reserve	3-m4-11-1
10/22	GREEN BAY	23-20	Did Not Play	15-53-11-0	9-33-13-0	1-3-3-0	1-5-5-0	Inj. Reserve	Inj. Reserve	1-0-0-0
10/29	at Buffalo	17-31	15-36-13-0	Inj. Reserve	Inj. Reserve	2-12-9-0	0-0-0-0	Inj. Reserve	Inj. Reserve	0-0-0-0
11/5	INDIANAPOLIS	19-13	25-123-25-0	Inj. Reserve	Inj. Reserve	6-26-9-0	3-13-7-0	Inj. Reserve	Inj. Reserve	2-m2-0-0
11/12	at N.Y. Jets	31-23	19-61-15-1	Inj. Reserve	Inj. Reserve	1-4-4-0	1-14-14-0	4-19-9-0	Inj. Reserve	1-0-0-0
11/19	at Dallas	17-14	14-45-11-1	Inj. Reserve	Inj. Reserve	Inj. Reserve	0-0-0-0	0-0-0-0	4-15-6-0	0-0-0-0
11/26	PITTSBURGH	14-34	22-72-9-1	Inj. Reserve	Inj. Reserve	Inj. Reserve	0-0-0-0	1-1-1-0	3-7-3-0	1-0-0-0
12/3	at Kansas City	21-26	14-49-11-0	Inj. Reserve	Inj. Reserve	Inj. Reserve	0-0-0-0	3-6-4-0	0-0-0-0	1-2-2-0
12/10	NEW ENGLAND	31-10	21-62-12-3	Inj. Reserve	Inj. Reserve	16-45-8-0	1-3-3-0	0-0-0-0	1-m2-m2-0	2-0-11-1
12/17	at Indianapolis	13-42	12-35-7-0	Inj. Reserve	3-5-4-0	Inj. Reserve	0-0-0-0	0-0-0-0	0-0-0-0	0-0-0-0
12/24	KANSAS CITY	24-27	14-45-13-0	Inj. Reserve	5-17-12-0	Not on Roster	0-0-0-0	0-0-0-0	0-0-0-0	0-0-0-0

212

*Overtime

OTHERS: SECULES: 1-3-3-0 at Houston (10/1), 1-17-17-0 at Buffalo (10/29), 1-17-17-0 at Kansas City (12/3), 1-2-2-0 at Indianapolis (12/17), FAOLA: 1-5-5-0 at N.Y. Jets (11/12), 1-5-5-0 at Dallas (11/19), CLAYTON: 1-11-11-0 vs. Green Bay (10/22), 1-m1-m1-0 vs. Indianapolis (11/5), 1-m1-m1-0 at Indianapolis (12/17), ROBY: 1-0-0-0 vs. N.Y. Jets (9/24), 1-0-0-0 vs. Pittsburgh (11/26).

1989 MIAMI DOLPHINS' INDIVIDUAL RECEIVING STATISTICS (NUMBER-YARDS GAINED-LONGEST-TOUCHDOWNS)

DATE	OPPONENT	SCORE	CLAYTON	JENSEN	DUPER	EDMONDS	BANKS	STRADFORD	A. BROWN	T. BROWN	HAMPTON
9/10	BUFFALO	24-27	Not on Roster	2-27-17-0	2-30-21-0	5-58-20-0	1-11-11-0	2-7-5-0	4-58-23-1	5-57-23-0	3-5-4-0
9/17	at New England	24-10	6-79-27-1	3-34-16-2	2-27-14-0	3-57-28-0	Inactive	0-0-0-0	1-15-15-0	1-10-10-0	1-4-0-0
9/24	N.Y. JETS	33-40	6-54-14-1	7-66-15-0	6-113-26-0	5-60-19-2	1-43-43-1	8-96-32-0	0-0-0-0	1-14-14-0	0-0-0-0
10/1	at Houston	7-39	1-24-24-0	4-40-18-0	2-16-10-0	1-2-2-0	0-0-0-0	3-21-9-0	1-14-14-0	Did not play	Inj. Reserve
10/8	CLEVELAND	13-10*	2-20-14-0	5-46-16-0	5-83-38-1	1-15-15-0	2-36-20-0	3-21-8-0	0-0-0-0	Inj. Reserve	Inj. Reserve
10/15	at Cincinnati	20-13	3-51-30-0	0-0-0-0	5-129-41-0	1-22-22-0	1-18-18-0	5-37-11-0	0-0-0-0	Inj. Reserve	Inj. Reserve
10/22	GREEN BAY	23-20	7-89-24-1	4-30-9-1	4-53-19-0	2-19-9-0	2-85-61-0	4-51-28-0	0-0-0-0	Inj. Reserve	Inj. Reserve
10/29	at Buffalo	17-31	7-122-44-1	3-19-11-0	4-30-10-0	1-30-30-0	4-39-14-0	Inj. Reserve	5-105-44-1	Inj. Reserve	Inj. Reserve
11/5	INDIANAPOLIS	19-13	1-13-13-1	3-39-17-0	1-9-9-0	2-13-7-0	4-41-12-0	Inj. Reserve	1-10-10-1	Inj. Reserve	Inj. Reserve
11/12	at N.Y. Jets	31-23	4-125-78-1	3-21-9-0	0-0-0-0	0-0-0-0	4-79-30-0	Inj. Reserve	1-7-7-1	Inj. Reserve	1-12-12-0
11/19	at Dallas	17-14	1-9-9-0	5-46-14-0	7-90-22-0	3-17-11-0	0-0-0-0	Inj. Reserve	2-72-48-1	3-21-15-0	0-0-0-0
11/26	PITTSBURGH	14-34	4-87-68-1	0-0-0-0	3-34-17-0	2-20-17-0	0-0-0-0	Inj. Reserve	4-73-28-0	1-3-3-0	1-5-5-0
12/3	at Kansas City	21-26	9-128-47-1	2-17-9-1	1-18-18-0	1-25-25-0	2-14-9-0	Inj. Reserve	1-15-15-0	0-0-0-0	1-m4-m4-0
12/10	NEW ENGLAND	31-10	6-102-34-0	6-45-12-0	0-0-0-0	1-13-13-0	6-119-38-0	Inj. Reserve	0-0-0-0	0-0-0-0	0-0-0-0
12/17	at Indianapolis	13-42	1-6-6-0	7-62-20-0	Inactive	1-10-10-0	2-26-15-0	Inj. Reserve	3-31-12-0	2-12-9-0	1-3-3-0
12/24	KANSAS CITY	24-27	6-102-35-1	7-65-17-1	7-85-24-0	3-27-12-1	1-9-9-0	Inj. Reserve	1-10-10-0	0-0-0-0	0-0-0-0

213

*Overtime

OTHERS: SCHWEDES: 1-21-21-0 vs. Indianapolis (11/5), 3-107-651-1 at N.Y. Jets (11/12), 3-46-20-0 at Indianapolis (12/17), SMITH: 1-13-13-0 vs. Cleveland (10/8), 1-12-12-0 at Buffalo (10/29), 1-0-0-0 at N.Y. Jets (11/12), 1-5-5-0 at Kansas City (12/3), 2-17-9-0 at Indianapolis (12/17), 1-34-34-0 vs. Kansas City (12/24), LOGAN: 2-21-11-0 vs. New England (12/10), 1-6-6-0 at Indianapolis (12/17), 2-7-4-0 vs. Kansas City (12/24), DAVENPORT: 1-9-9-0 at Cincinnati (10/15), 1-7-7-0 at Buffalo (10/29), 1-3-3-0 vs. Indianapolis (11/5), KINGHEN: 1-12-12-0 vs. Green Bay (10/22), FAOLA: 1-8-8-0 at N.Y. Jets (11/12), HARDY: 1-2-2-0 vs. Buffalo (9/10).

GAME-BY-GAME PASSING

DAN MARINO

DATE	OPPONENT	SCORE (MO VS OPP)	ATT.	COMP.	YDS GAIN	PCT.	TD.	INT.	LONG SACKS	YDS LOST
9 10	BUFFALO	24-27	38	25	255	65.8	1	2	23	0
9 17	at New England	24-10	28	17	226	60.7	3	3	28	0
9 24	N.Y. JETS	33-40	55	33	427	60.0	3	2	43t	0
10 1	at Houston	7-39	29	11	103	37.9	0	2	24	0
10 8	CLEVELAND	*13-10	33	19	234	57.6	1	1	35t	0
10 15	at Cincinnati	20-13	33	16	266	48.5	0	1	41	0
10 22	GREEN BAY	23-20	37	24	333	64.9	2	2	61	0
10 29	at Buffalo	17-31	36	20	255	55.6	1	3	44t	2
11 5	INDIANAPOLIS	19-13	26	14	149	56.0	2	0	21	0
11 12	at N.Y. Jets	31-23	34	18	359	52.9	3	2	78t	2
11 19	at Dallas	17-14	36	21	255	58.3	1	0	48t	2
11 26	PITTSBURGH	14-34	16	8	128	50.0	1	0	66t	0
12 3	at Kansas City	21-26	37	18	218	48.7	3	1	47	0
12 10	NEW ENGLAND	31-10	32	21	300	65.6	0	1	36	0
12 17	at Indianapolis	13-42	33	15	150	45.5	0	1	20	2
12 24	KANSAS CITY	24-27	47	28	339	59.6	3	1	35	2

SCOTT SECULES

DATE	OPPONENT	SCORE (MO VS OP)	ATT.	COMP.	YDS GAIN	PCT.	TD.	INT.	LONG SACKS	YDS LOST
9 10	BUFFALO	24-27	-	-	-	-	-	-	-	-
9 17	at New England	24-10	-	-	-	-	-	-	-	-
9 24	N.Y. JETS	33-40	-	-	-	-	-	-	-	-
10 1	at Houston	7-39	3	1	14	33.3	0	0	14	0
10 8	CLEVELAND	*13-10	-	-	-	-	-	-	-	-
10 15	at Cincinnati	20-13	-	-	-	-	-	-	-	-
10 22	GREEN BAY	23-20	-	-	-	-	-	-	-	-
10 29	at Buffalo	17-31	11	6	109	54.6	1	0	44t	0
11 5	INDIANAPOLIS	19-13	-	-	-	-	-	-	-	-
11 12	at N.Y. Jets	31-23	-	-	-	-	-	-	-	-
11 19	at Dallas	17-14	-	-	-	-	-	-	-	-
11 26	PITTSBURGH	14-34	19	7	94	36.8	0	2	28	0
12 3	at Kansas City	21-26	-	-	-	-	-	-	-	-
12 10	NEW ENGLAND	31-10	-	-	-	-	-	-	-	-
12 17	at Indianapolis	13-42	17	8	69	47.1	0	1	13	0
12 24	KANSAS CITY	24-27	-	-	-	-	-	-	-	-

*Overtime

OTHER: JENSEN: 1-1-19-1,000-1-0-19t-0-0 vs. N.Y. Jets (9/24)

1989 TEAM RANKINGS

AFC

	OFFENSE			DEFENSE		
	TOTAL	RUSH	PASS	TOTAL	RUSH	PASS
Buffalo	2	2	4	6	6	8
Cincinnati	1	*1	3	9	14	6
Cleveland	8	11	6	4	3	7
Denver	7	4	11	2	1	2
Houston	5	6	5	7	2	11
Indianapolis	12	8	12	11	10	9
Kansas City	6	3	9	1	4	1
L.A. Raiders	10	5	13	5	7	4
MIAMI	3	14	1	13	13	12
New England	4	10	2	12	8	13
N.Y. Jets	9	12	7	14	12	14
Pittsburgh	14	9	14	10	9	10
San Diego	11	7	10	3	5	3
Seattle	13	13	8	8	11	5

NFC

	OFFENSE			DEFENSE		
	TOTAL	RUSH	PASS	TOTAL	RUSH	PASS
Atlanta	12	14	5	14	14	7
Chicago	5	1	11	12	9	11
Dallas	14	12	14	10	10	8
Detroit	9	4	13	9	7	13
Green Bay	4	10	4	7	11	5
L.A. Rams	3	7	3	11	5	14
L.A. Rams	8	3	9	*1	8	*1
Minnesota	6	6	6	6	*1	12
New Orleans	10	9	12	3	4	2
N.Y. Giants	7	2	10	4	6	4
Philadelphia	13	13	8	13	13	10
Phoenix	*1	5	2	2	3	3
San Francisco	11	11	7	8	12	6
Tampa Bay	2	8	*1	5	2	9
Washington						

NFL

	OFFENSE			DEFENSE		
	TOTAL	RUSH	PASS	TOTAL	RUSH	PASS
Atlanta	24	28	9	28	28	19
Buffalo	5	3	8	11	14	10
Chicago	10	2	19	25	15	24
Cincinnati	3	*1	7	15	26	8
Cleveland	16	21	11	7	10	9
Dallas	27	24	27	20	18	20
Denver	15	6	23	3	6	3
Detroit	18	8	26	18	8	27
Green Bay	6	20	5	16	19t	13
Houston	9	12	10	13	9	17
Indianapolis	23	17	24	22	22	15
Kansas City	13	4	21	2	12	2
L.A. Raiders	19	9	25	10	16	5
L.A. Rams	4	13	4	21	5	28
MIAMI	7	27	3	24	25	18
Minnesota	14	7	17	*1	11	*1
New England	8	19	6	23	17	23
New Orleans	11	11	13	12	*1	26
N.Y. Giants	20	15	20	5	4	7
N.Y. Jets	17	22	12	27	24	25
Philadelphia	12	5	18	8	7	12
Phoenix	25	26	15	26	27	22
Pittsburgh	28	18	28	19	19t	16
San Diego	21	16	22	6	13	4
San Francisco	*1	10	2	4	3	11
Seattle	26	25	16	14	23	6
Tampa Bay	22	23	14	17	21	14
Washington	2	14	*1	9	2	21

T = tied for position

* = League leader

1989 GAME-BY-GAME STARTERS

GAME	WR	LT	LG	C	RG	RT	TE	WR	QB	RB	FB
Buffalo	Duper	Cheek	Foster	Dellenbach	Galbreath	Lee	Edmunds	Banks	Marino	Stradford	T.Brown
at New England	Duper	Dellenbach	Foster	Uhlenhake	Galbreath	Lee	Edmunds	Clayton	Marino	Smith	T.Brown
N.Y. Jets	Duper	Dellenbach	Foster	Uhlenhake	Galbreath	Lee	Edmunds	Clayton	Marino	Stradford	T.Brown
at Houston	Duper	Dellenbach	Foster	Uhlenhake	Galbreath	Lee	Edmunds	Clayton	Marino	Stradford	Jensen
Cleveland	Duper	Dellenbach	Foster	Uhlenhake	Galbreath	Lee	Edmunds	Clayton	Marino	Smith	Logan
at Cincinnati	Duper	Dellenbach	Foster	Uhlenhake	Galbreath	Lee	Edmunds	Clayton	Marino	Smith	Logan
Green Bay	Duper	Dellenbach	Foster	Uhlenhake	Galbreath	Lee	Edmunds	Clayton	Marino	Smith	Logan
at Buffalo	Duper	Dellenbach	Foster	Uhlenhake	Galbreath	Lee	Edmunds	Clayton	Marino	Stradford	Logan
Indianapolis	Duper	Dellenbach	Foster	Uhlenhake	Galbreath	Lee	Edmunds	Clayton	Marino	Smith	Davenport
at N.Y. Jets	Banks	Dellenbach	Foster	Uhlenhake	Galbreath	Dennis	Edmunds	Clayton	Marino	Smith	Davenport
at Dallas	Duper	Dellenbach	Foster	Uhlenhake	Galbreath	Lee	Edmunds	Clayton	Marino	Smith	Davenport
Pittsburgh	Duper	Dellenbach	Foster	Uhlenhake	Toth	Lee	Edmunds	Clayton	Marino	Smith	Faola
at Kansas City	Duper	Dellenbach	Foster	Uhlenhake	Toth	Lee	Edmunds	Clayton	Marino	Smith	T.Brown
New England	Duper	Dellenbach	Foster	Uhlenhake	Galbreath	Lee	Edmunds	Clayton	Marino	Smith	T.Brown
at Indianapolis	Banks	Dellenbach	Foster	Uhlenhake	Galbreath	Lee	Edmunds	Clayton	Marino	Smith	T.Brown
Kansas City	Duper	Dellenbach	Foster	Uhlenhake	Galbreath	Lee	Edmunds	Clayton	Marino	Smith	T.Brown
Kansas City	Duper	Dellenbach	Foster	Uhlenhake	Galbreath	Lee	Edmunds	Clayton	Marino	Smith	Logan

GAME	LE	NT	RE	LOLB	LILB	RILB	ROLB	LCB	RCB	SS	FS
Buffalo	Turner	Sochia	Cross	Graf	Ahrens	Clark	Green	Lankford	Judson	Williams	Oliver
at New England	Turner	Sochia	Cross	Graf	Ahrens	Clark	Green	Lankford	Judson	Williams	Oliver
N.Y. Jets	Turner	Sochia	Cross	Graf	Ahrens	Clark	Green	Lankford	Judson	Williams	Oliver
at Houston	Turner	Sochia	Cross	Graf	Ahrens	Clark	Green	Lankford	Judson	Williams	Oliver
Cleveland	Turner	Sochia	Cross	Junior	Ahrens	Clark	Green	Lankford	Judson	Williams	Oliver
at Cincinnati	Turner	Sochia	Cross	Junior	Ahrens	Krauss	Green	Lankford	Judson	Williams	Oliver
Green Bay	Cline	Sochia	Cross	Junior	Ahrens	Krauss	Green	Lankford	Judson	Williams	Oliver
at Buffalo	Cline	Sochia	Cross	Junior	Ahrens	Krauss	Green	Lankford	Judson	Williams	Oliver
Indianapolis	Bosa	Sochia	Cross	Junior	Ahrens	Krauss	Green	Lankford	Judson	Williams	Oliver
at N.Y. Jets	Bosa	Sochia	Cross	Junior	Offerdahl	Krauss	Green	Lankford	Judson	Williams	Oliver
at Dallas	Bosa	Sochia	Cross	Junior	Offerdahl	Krauss	Green	Lankford	Judson	Williams	Oliver
Pittsburgh	Turner	Sochia	Cross	Junior	Offerdahl	Krauss	Green	Lankford	Judson	Williams	Oliver
at Kansas City	Turner	Sochia	Cross	Junior	Offerdahl	Krauss	Green	Lankford	Judson	Williams	Oliver
New England	Turner	Sochia	Cross	Junior	Offerdahl	Krauss	Green	Lankford	Judson	Williams	Hobley
at Indianapolis	Turner	Sochia	Cross	Junior	Offerdahl	Krauss	Green	Lankford	Judson	Williams	Oliver
Kansas City	Turner	Sochia	Cross	Junior	Offerdahl	Krauss	Green	Lankford	Thomas	Williams	Hobley
Kansas City	Turner	Sochia	Cross	Junior	Offerdahl	Krauss	Green	Lankford	Thomas	Williams	Hobley

GAMES PLAYED-STARTED-DID NOT PLAY: Ahrens 11-8-0; Banks 15-3-0; Bosa 14-3-0; A. Brown 16-0-0; J.B. Brown 16-0-0; T. Brown 9-7-1; Brudzinski 10-0-0; Cheek 13-1-2; Clark 16-4-0; Clayton 15-15-0; Cline 15-2-1; Cross 16-16-0; Davenport 9-3-0; Dellenbach 16-16-0; Dennis 8-1-0; Duper 15-14-0; Edmunds 16-16-0; Faola 12-1-0; Foster 16-16-0; Frye 11-0-0; Galbreath 14-14-0; Gibson 5-0-2; Goode 1-0-0; Graf 4-4-0; Green 16-16-0; Griggs 5-0-0; Hampton 10-0-0; Hardy 1-0-0; Hobley 16-3-0; Jensen 16-1-0; Judson 14-14-0; Junior 16-12-0; Kinchen 16-0-0; Krauss 16-12-0; Kumerow 12-0-1; Lambrecht 6-0-0; Lankford 16-16-0; Lee 15-15-0; Logan 10-4-0; Marino 16-16-0; McNeal 9-0-0; Offerdahl 10-8-0; Oliver 15-13-1; Powell 2-0-0; Reaves 4-0-0; Roby 16-0-0; Schwedes 7-4-0; Thomas 16-2-0; Toth 16-2-0; Turner 14-11-0; Uhlenhake 16-15-0; Williams 16-16-0.

(* includes 2-0-0 with NY Jets) (+ includes 2-0-0 with Washington)

INACTIVE ROSTER - Buffalo: Bosa, Kumerow; **New England:** Banks, Bosa; **New York Jets:** Smith, Stoudt; **Houston:** Stoudt; **Cleveland:** Gibson, Stoudt; **Cincinnati:** Gibson, Stoudt; **Green Bay:** Stoudt, Turner; **Buffalo:** Stoudt, Turner; **Indianapolis:** Lee, Stoudt; **N.Y. Jets:** Reaves, Stoudt; **Dallas:** Reaves, Galbreath; **Pittsburgh:** Galbreath, Ahrens; **Kansas City:** Kumerow; **New England:** Kumerow, Cheek; **Indianapolis:** Faola, Duper; **Kansas City:** Martin, Stoudt.

Buffalo: Thomas 8-65, Reed 6-58, Harmon 4-55, Johnson 3-60, Burkett 2-14, Muetter 1-8, Metzelaars 1-5.

GAME 2

DOLPHINS 24, NEW ENGLAND 10
September 17, 1989

Sullivan Stadium
Foxboro, MA

The Dolphins won their first game of the '89 season and snapped a 10 game losing streak within the AFC East with a 24-10 victory over the New England Patriots before a crowd of 57,043 at Sullivan Stadium. The Dolphins had lost their last 10 AFC East encounters — dating back to a 37-28 win over the Jets on Dec. 7, 1987 — and their last six intra-divisional games on the road — a streak which began following a 23-10 win at Indianapolis on Sept. 20, 1987. Miami also ended a seven game losing streak to the Pats. That losing streak was the second longest to a single opponent in Dolphin history. Since the 1970 arrival of Don Shula, Miami is now 9-1 (.900) following an opening game loss. The Dolphins scored 17 points on their first three possessions and allowed the Pats to gain only 43 rushing yards — the fewest rushing yards allowed by Miami since 12/7/87 when Miami held the Jets to only 40 yards on the ground. Miami also registered an interception (by Paul Lankford) and seven sacks — the most since Miami racked up seven sacks on Sept. 14, 1986, against the Indianapolis Colts. Taking the opening kickoff, Miami marched 71 yards and scored when All-Pro WR Mark Clayton caught a 15-yard TD pass from Marino. In the drive, rookie RB Sammie Smith, making his first appearance and start for Miami after a holdout, carried the ball three times for 37 yards. Following the Miami kickoff and an unsuccessful drive, the Pats attempted a fake punt on a fourth-and-sixteen from their own 20-yard line. Punter Jeff Feagles' pass fell incomplete and the Dolphins found themselves once again in scoring position. Miami scored its second touchdown of the day when Marino found Jim Jensen all alone over the middle from 16 yards out and Miami led 14-0. The Dolphins extended their lead to 17-0 following a bad center snap on a punt which forced Feagles to attempt another pass which again fell incomplete. This time, Miami got the ball on New England's 29-yard line and scored when Pete Stoyanovich's 31-yard field goal split the uprights. Miami ended the first half scoring — and led 24-0, when Marino found Jensen from 10 yards out. It was Jensen's first two touchdown game since his first career start on Sept. 2, 1984, at Washington. New England scored all of the game's points in the second half on a 28-yard field goal by Greg Davis and a 10-yard pass from Tony Eason to rookie WR Hart Lee Dykes in the closing seconds of the game.

MIAMI	17	7	0	0	—	24
NEW ENGLAND	0	0	3	7	—	10

M — Clayton, 15 pass from Marino (Stoyanovich kick)	8/71	1-	3:29
M — Jensen, 16 pass from Marino (Stoyanovich kick)	3/20	1-	7:15
M — FG Stoyanovich 31	5/15	1-	10:56
M — Jensen, 10 pass from Marino (Stoyanovich kick)	9/65	2-	7:15
NE — FG Davis 28	9/55	3-	3:49
NE — Dykes, 15 pass from Eason (Davis kick)	7/80	4-	15:00

ATT — 57,043

	Miami	New England
First Downs/Total-Rush.-Pass.-Pen.	18-4-12-2	19-2-16-1
Total Yards-Plays-Average	329-58-5.7	325-71-4.6
Rushes-Yards-Average	103-30-3.4	43-13-3.3
Net Yards Passing-Times Thrown-Yards Lost	226-0-0	282-7-59
Passes Attempted-Completed-Intercepted	28-17-3	51-25-1
Punts/Number-Average	3-46.7	3-37.3
Penalties/Number-Yards	7-63	4-47
Fumbles/Number-Lost	1-1	1-0

INDIVIDUAL STATISTICS

RUSHING — Miami: Smith 7-40, Logan 8-31, Stradford 7-28, T. Brown 3-4, Hampton 3-3, Marino 2-(-3).
New England: Stephens 9-31, Perryman 3-8, Dupard 1-4.

PASSING — Miami: Marino 28-17-3, 226 yards, 3 TDs.
New England: Eason 49-25-1, 341 yards, 1 TD; Feagles 2-0-0, 0 yards, 0 TDs.

RECEIVING — Miami: Clayton 6-79, Edmunds 3-57, Jensen 3-34, Duper 2-27, A. Brown 1-15, T. Brown 1-10, Hampton 1-4.
New England: Sievers 9-70, Morgan 6-88, Dupard 4-64, Fryar 3-80, Jones 2-29, Dykes 1-10.

GAME 3

N.Y. JETS 40, DOLPHINS 33
September 24, 1989

Joe Robbie Stadium
Miami, FL

Miami fell to 1-2 with a 40-33 loss to the New York Jets before a crowd of 65,908 at Joe Robbie Stadium. Following a 32-yard field goal by Jets' kicker Pat Leahy, Miami took a 7-3 lead when Ferrell Edmunds caught an eight yard TD pass from Dan Marino. The Dolphins increased their lead to 13-3 early in the second quarter when Jim Jensen took a Dan Marino lateral and threw 19 yards to a wide open Edmunds in the Jets' endzone. Pete Stoyanovich's extra point attempt was

220

wide to the left. Jensen's TD pass was the second of his career — the only other occurred on Sept. 9, 1984, against New England when he threw a 35-yard pass to Mark Duper. However, New York's special teams scored the next nine points of the second period. First, Jets NT Paul Frase blocked a Pete Stoyanovich field goal and S George Radachowsky picked the ball up and ran 78 yards for a touchdown. It was the first time an opponent had returned a blocked FG for a score since Sept. 2, 1979, when Buffalo's Charles Romes returned one 76 yards for a score. Following the Jets' score, Miami received the ball and was forced to punt. However, Dolphin punt center Brian Kinchen's snap sailed over Reggie Roby's head and Roby batted the ball out of the endzone for a safety. Miami scored the final points of the first half — and took a 20-12 halftime lead — when they drove 99 yards in seven plays. Following Jets' punter Joe Prokop's punt, which was downed on Miami's one-yard line, Marino completed all six of his pass attempts for 92 yards. The score came on a "Hail Mary" pass with no time left in the half. From the Jets' 43-yard line, Marino threw deep into the endzone and rookie WR Andre Brown tipped the ball into Fred Banks' hands. Miami scored the first points of the second half on a 21-yard FG by Pete Stoyanovich. However, the Jets came back to close the gap to 23-19 on a 37-yard pass from Ken O'Brien to Al Toon. Miami came right back on their next possession and took a 30-19 lead on a 14-yard pass from Marino to Mark Clayton. The Jets dominated the final period and outscored Miami 21-3. New York scored on a pair of Johnny Hector touchdowns. Hector scored on a 23-yard pass from Ken O'Brien and also on a one-yard run. Those scores sandwiched a 20-yard FG by Stoyanovich and the score was tied, 33-33. However Jets' CB James Hasty intercepted his second pass of the day and returned the ball to Miami's 41-yard line. The Jets then scored the winning points on an 11-yard pass from O'Brien to Roger Vick with 1:29 left in the game. Miami tried one last drive, but were stopped when Marino's last second pass in the endzone fell incomplete.

N.Y. JETS	3	9	7	21	—	40
MIAMI	7	13	10	3	—	33

NY — FG Leahy 32	7/10	1-11:50
M — Edmunds, 8 pass from Marino (Stoyanovich kick)	7/68	1-14:31
M — Edmunds, 19 pass from Jensen (kick failed)	4/34	2- 4:09
NY — Radachowsky, 78 blocked FG attempt return (Leahy kick)		2-10:25
NY — Safety - Roby recovers fumble in endzone		2-11:03
M — Banks, 43 pass from Marino (Stoyanovich kick)	7/99	2-15:00
M — FG Stoyanovich 21	10/76	3- 5:39
NY — Toon, 37 pass from O'Brien (Leahy kick)	9/74	3- 9:48
M — Clayton, 14 pass from Marino (Stoyanovich kick)	8/63	3-14:31
NY — Hector, 23 pass from O'Brien (Leahy kick)	6/77	4- 1:41
M — FG Stoyanovich 20	11/79	4- 6:38
NY — Hector, 1 run (Leahy kick)	10/83	4-11:38
NY — Vick, 11 pass from O'Brien (Leahy kick)	5/41	4-13:31

ATT — 65,908

	N.Y. Jets	Miami
First Downs/Total-Rush.-Pass.-Pen.	24-7-17-0	31-5-24-2
Total Yards-Plays-Average	411-66-6.2	524-76-6.9
Rushes-Yards-Average	25-102-4.1	20-78-3.9
Net Yards Passing-Times Thrown-Yards Lost	309-4-20	446-0-0
Passes Attempted-Completed-Intercepted	37-27-1	56-34-2
Punts/Number-Average	3-35.0	1-52.0
Penalties/Number-Yards	8-64	3-25
Fumbles/Number-Lost	1-1	1-0

INDIVIDUAL STATISTICS

RUSHING — Miami: Logan 10-52, Stradford 9-26, Roby 1-0.
NY Jets: McNeil 12-64, Vick 7-26, Hector 5-9, Harper 1-3.

PASSING — Miami: Marino 55-33-2, 427 yards, 3 TDs; Jensen 1-1-0, 19 yards, 1 TD.
NY Jets: O'Brien 37-27-1, 329 yards, 3 TDs.

RECEIVING — Miami: Stradford 8-96, Jensen 7-66, Duper 6-113, Clayton 6-54, Edmunds 5-60, Banks 1-43, T. Brown 1-14.
NY Jets: Toon 10-159, Shuler 4-43, Vick 4-31, McNeil 3-31, Harper 3-27, Hector 2-29, Griggs 1-9.

GAME 4

HOUSTON 39, DOLPHINS 7
October 1, 1989

Astrodome
Houston, TX

The Dolphins lost their second consecutive game and suffered one of their most lopsided defeats in team history when they dropped a 39-7 decision to the Houston Oilers in the Astrodome. Houston stormed out to a 39-0 lead before Miami finally scored on a 97-yard kickoff return by running back Marc Logan. Miami's 32-point deficit was the seventh largest margin of defeat in Dolphin history and the largest since Miami dropped a 34-0 loss at New England on Oct. 12, 1980. The Oilers dominated Miami in every phase of the game, leading in first downs

221

23-9, total net yards 448-160, total plays 68-43, yards rushing 197-43, yards passing 251-117 and time of possession 43:28-16:32. Miami's 10 drives resulted in two interceptions, one safety, one fumble, five punts and the end of the half. Dan Marino suffered one of his worst games in a Dolphin uniform. Marino's 103 passing yards were his lowest total since becoming a starter and the second lowest total of his career. His 37.9 completion percentage was the second-lowest of his career and his 11 completions tied for his second-lowest total. In addition, Marino did not throw a touchdown pass for only the ninth time in his career — the Dolphins are 0-9 in those games. Houston took a 2-0 first quarter lead on a safety when Brian Kinchen's center snap was high and fumbled by punter Reggie Roby out of the endzone. It was the second straight game Miami has allowed a safety on an errant punt snap. The Oilers added 17 points in the second quarter on a 32-yard field goal by Tony Zendejas, a three-yard run by Alonzo Highsmith and a two-yard pass from quarterback Warren Moon to running back Allen Pinkett. Houston added to its 19-0 halftime lead with a third quarter 40-yard field goal by Zendejas. In the fourth quarter, Zendejas booted his third field goal of the day (this time from 32 yards) and that score was followed by a 25-yard pass from Moon to Clyde Duncan and a ten-yard run by Pinkett. Following Pinkett's score, Miami finally got on the scoreboard when Logan returned the ensuing kickoff 97 yards for a touchdown. Logan's return was the longest of his career and the third longest in Dolphin history. The last time Miami returned a kickoff for a touchdown came when Fulton Walker returned the ball 90 yards for a score at Buffalo on Oct. 12, 1981.

MIAMI	0	0	0	7	—	7
HOUSTON	2	17	6	14	—	39

H — Safety - Roby fumbles out of endzone		1- 6:43
H — FG Zendejas 32	10/51	2- 5:18
H — Highsmith, 3 run (Zendejas kick)	7/29	2-10:10
H — Pinkett, 2 pass from Moon (Zendejas kick)	9/68	2-14:29
H — FG Zendejas 40	8/65	3- 8:24
H — FG Zendejas 32	7/62	3-14:36
H — Duncan, 25 pass from Moon (Zendejas kick)	2/24	4- 3:25
H — Pinkett, 10 run (Zendejas kick)	10/68	4-12:02
M — Logan, 97 kickoff return (Stoyanovich kick)		4-12:20
ATT — 53,236		

	Miami	Houston
First Downs/Total-Rush.-Pass.-Pen.	9-1-6-2	23-10-12-1
Total Yards-Plays-Average	160-43-3.7	448-68-6.6
Rushes-Yards-Average	11-43-3.9	41-197-4.8
Net Yards Passing-Times Thrown-Yards Lost	117-0-0	251-2-13
Passes Attempted-Completed-Intercepted	32-12-2	25-20-1
Punts/Number-Average	5-37.6	3-45.7
Penalties/Number-Yards	5-30	8-60
Fumbles/Number-Lost	2-1	2-0

INDIVIDUAL STATISTICS

RUSHING — Miami: Smith 6-18, Jensen 1-11, Stradford 1-7, Logan 2-4, Secules 1-3.

Houston: White 17-97, Highsmith 11-53, Pinkett 10-42, Moon 2-6, Johnson 1-(-1).

PASSING — Miami: Marino 29-11-2, 103 yards, 0 TDs; Secules 3-1-0, 14 yards, 0 TDs

Houston: Moon 23-19-0, 254 yards, 2 TDs; Zendejas 1-0-1, 0 yards, 0 TDs; Carlson 1-1-0, 10 yards, 0 TDs.

RECEIVING — Miami: Jensen 4-40, Stradford 3-21, Duper 2-16, Clayton 1-24, A. Brown 1-14, Edmunds 1-2.

Houston: Hill 5-56, Givins 4-95, Pinkett 4-20, Jeffries 3-34, Duncan 2-34, Highsmith 2-25.

GAME 5

DOLPHINS 13, CLEVELAND 10 (OT)
October 8, 1989

Joe Robbie Stadium
Miami, FL

The Dolphins earned a dramatic 13-10 overtime win over the Cleveland Browns at Joe Robbie Stadium before a crowd of 58,444. Miami's 13 points were the fewest the team has scored in a win since a 12-0 triumph at Buffalo on Sept. 4, 1983 — a span of 98 games. The win upped Miami's record in overtime games to 5-10-1 and was the Dolphins' first overtime triumph since Dec. 14, 1986, when Miami earned a 37-31 road triumph over the L.A. Rams. In addition, it was Miami's first home overtime win since Dec. 8, 1980, when Miami defeated the New England Patriots, 16-13. The Dolphins scored the only points of the opening quarter on its first possession, moving 54 yards in 12 plays before scoring on a 43-yard field goal by Pete Stoyanovich. Following a Don McNeal interception, Miami increased its lead to 10-0 in the second period when Mark Duper caught a 35-yard scoring pass from Dan Marino. Marino's pass bounced off Duper's chest at the four-yard line, but Duper turned, tipped the ball with his right hand at the one and caught it falling into the endzone. Cleveland closed out the first half scoring on a 50-yard field goal by Matt Bahr. The Browns scored the only points of the second half on an eight

yard run by rookie RB Eric Metcalf in the third quarter. Each team had a chance to win the game in the final minutes. With 1:18 left in the game, Cleveland safety Felix Wright intercepted a Dan Marino pass and returned the ball 17 yards to Miami's 37-yard line. But two plays later, Dolphins rookie safety Louis Oliver intercepted a Bernie Kosar pass and returned the ball 22 yards. Starting from their own 49-yard line, the Dolphins then drove to Cleveland's 28-yard marker, where Stoyanovich's 45-yard field goal attempt with eight seconds left in regulation sailed wide to the left. In overtime, Cleveland won the coin toss and elected to receive. The Browns drove to Miami's 26-yard line — the key play being a 22-yard run by FB Tim Manoa. However, Bahr's 44-yard field goal attempt was wide left. Miami got the ball back on its own 27-yard line and drove 55 yards in nine plays and ended the game with a 35-yard field goal by Stoyanovich. In the contest, Manno completed 19 of 33 pass attempts for 234 yards with one touchdown and one interception. Duper (five catches for 83 yards and a TD) and Jim Jensen (five receptions for 46 yards) led Miami's receivers. Defensively, Barry Krauss, making his first start for the Dolphins, registered a team-leading eight tackles, while Brian Sochia totaled two sacks and three tackles.

CLEVELAND	0	3	7	0	0	—	10
MIAMI	3	7	0	0	3	—	13

M — FG Stoyanovich 43	12/54	1- 6:25
M — Duper, 35 pass from Marino (Stoyanovich kick)	11/71	2- 8:14
C — FG Bahr 50	7/48	2-12:28
C — Metcalf, 8 run (Bahr kick)	10/80	3- 6:35
M — FG Stoyanovich 35	9/55	OT- 6:28

ATT — 58,444

	Cleveland	Miami
First Downs/Total-Rush.-Pass.-Pen.	19-7-12-0	18-6-10-2
Total Yards-Plays-Average	330-65-5.1	304-62-4.9
Rushes-Yards-Average	27-141-5.2	29-70-2.4
Net Yards Passing-Times Thrown-Yards Lost	189-3-21	234-0-0
Passes Attempted-Completed-Intercepted	35-22-2	33-19-1
Punts/Number-Average	4-41.0	4-45.7
Penalties/Number-Yards	8-86	3-30
Fumbles/Number-Lost	1-0	0-0

INDIVIDUAL STATISTICS

RUSHING — Miami: Stradford 11-37, Smith 16-23, Logan 2-10.

Cleveland: Metcalf 16-78, K. Jones 5-33, Manoa 4-28, Redden 1-3, Kosar 1-(-1).

PASSING — Miami: Marino 33-19-1, 234 yards, 1 TD.

Cleveland: Kosar 35-22-2, 210, 0 TDs.

RECEIVING — Miami: Duper 5-83, Jensen 5-46, Stradford 3-21, Banks 2-36,

Clayton 2-20, Edmunds 1-15, Smith 1-13.

Cleveland: Brennan 5-51, Langhorne 5-47, Slaughter 4-39, Newsome 3-40,

Metcalf 3-28, K.Jones 1-4, Redden 1-1.

GAME 6

DOLPHINS 20, CINCINNATI 13
October 15, 1989

Riverfront Stadium
Cincinnati, OH

The Dolphins won their second game in a row and ended Cincinnati's 12-game home winning streak with a 20-13 victory before a vocal crowd of 58,184 at Riverfront Stadium. Miami's 20 points were the most scored against the Bengals that far in '89. In addition, the Dolphins rushed for 107 yards in the contest, their highest single-game rushing output since Nov. 20, 1988, when they gained 124 yards on the ground against New England. Dan Marino did not throw a touchdown pass for only the tenth time in his career. It was the first time Miami has won a game when Marino has failed to throw a touchdown pass — the Dolphins are now 1-9 in those contests. Cincinnati dominated the opening quarter and outscored Miami 10-0. The Bengals scored on a 20-yard field goal by Jim Breech and a 38-yard pass from Boomer Esiason to a wide open TE Rodney Holman. Miami and Cincinnati traded field goals in the second quarter — Miami's Pete Stoyanovich booted a 29-yard scoring kick and Cincinnati's Breech nailed a 22-yarder — and the Bengals led 13-3 at the half. Miami closed to 13-10 when they took the second half kickoff and drove 92 yards in 14 plays before scoring on a one-yard run by Dan Marino. Marino's TD run was the fourth of his career and his first since Dec. 7, 1987, when he rambled in from five yards out against the Jets. Miami is now 4-0 when Marino has rushed for a touchdown. The key play of the drive was a 41-yard pass play from Marino to WR Mark Duper on a third-and-ten play from Cincinnati's 45-yard line. The Dolphins tied the game early in the fourth quarter on a 33-yard field goal by Stoyanovich. Miami got the ball back for their game-winning drive following a 28-yard punt by Cincinnati's Lee Johnson. Once again, Marino and Duper teamed up — this time connecting on a 36-yard completion — and two plays later, the Dolphins scored the winning points on a five-yard run by FB Ron Davenport.

MIAMI	0	3	7	10	—	20
CINCINNATI	10	3	0	0	—	13

C — FG Breech 20	12/75	1- 4:34
C — Holman, 38 pass from Esiason (Breech kick)	5/60	1-13:24
M — FG Stoyanovich 29	8/37	2- 5:53
C — FG Breech 22	7/15	2-14:56
M — Marino, 1 run (Stoyanovich kick)	14/92	3- 6:42
M — FG Stoyanovich 33	8/58	4- 4:13
M — Davenport, 5 run (Stoyanovich kick)	7/59	4- 9:29
ATT — 58,184		

First Downs/Total-Rush.-Pass.-Pen.	19-7-11-1	14-8-6-0
Total Yards-Plays-Average	373-67-5.6	314-59-5.3
Rushes-Yards-Average	34-107-3.1	32-146-4.6
Net Yards Passing-Times Thrown-Yards Lost	266-0-0	194-3-26
Passes Attempted-Completed-Intercepted	33-16-1	24-16-0
Punts/Number-Average	5-39.4	8-31.6
Penalties/Number-Yards	2-12	4-29
Fumbles/Number-Lost	0-0	0-0

INDIVIDUAL STATISTICS

RUSHING — Miami: Smith 15-50, Stradford 11-46, Davenport 2-7, Jensen 1-4, Logan 2-4, Marino 3-(-4).

Cincinnati: Brooks 20-95, Esiason 4-25, Jennings 6-19, Ball 2-7.

PASSING — Miami: Marino 33-16-1, 266 yards, 0 TDs.

Cincinnati: Esiason 24-16-0, 194 yards, 1 TD.

RECEIVING — Miami: Duper 5-129, Stradford 5-37, Clayton 3-51, Edmunds 1-22, Banks 1-18, Davenport 1-9.

Cincinnati: Holman 7-93, Brooks 4-45, Hillary 2-22, Martin 1-16, Brown 1-9, McGee 1-9.

GAME 7

DOLPHINS 23, GREEN BAY 20
October 22, 1989

Joe Robbie Stadium
Miami, FL

The Dolphins won their third straight game and raised their record to 4-3 with a 23-20 win over the Packers at Joe Robbie Stadium before a crowd of 56,624. Miami increased its lead in the all-time series with the Packers to 6-0. Miami rushed for 105 yards against the Packers, the second straight game the Dolphins have rushed for 100 or more yards. Against the Packers, Miami took the opening kickoff and drove 77 yards in 13 plays and scored on a three-yard touchdown pass from Dan Marino to Jim Jensen. In the drive, RB Troy Stradford ran the ball five times for 34 yards. Miami is now 3-0 in 1989 when they score first. The teams traded field goals for the rest of the half with the Packers scoring on a pair of Chris Jacke field goals — from 44 and 21 yards — and Miami countering with a 36-yarder from Pete Stoyanovich. On Miami's scoring drive, Marino hit WR Fred Banks with a 61-yard pass to get the ball down to the Packers' 19-yard line. The Dolphins led 10-6 at the half. Miami opened up the second half scoring midway through the third quarter. On a third-and-six play from the Packers' 24-yard line, Marino hit Mark Clayton in the endzone for the score and Miami led 17-6 at the end of the third period. In the fourth quarter, the Dolphins added to their point total when Stoyanovich booted his second three-pointer of the day, this time from 21-yards out. However, the Packers rebounded to tie the score when QB Don Majkowski teamed up with WR Sterling Sharpe for a pair of scores. With 5:54 left in the contest, the pair connected on a 22-yard TD pass. Later in the final period, following a Stradford fumble at the 50-yard line, Green Bay marched down the field and tied the game at 20-20 when Sharpe caught a 10-yard touchdown pass with just 53 seconds left in the contest. But Miami came right back and marched for the game winning score. Starting on his own 31-yard line, Marino hit on three of four passes for 58 yards to lead Miami to the victory. In the drive, Marino connected with Banks for 24 yards and with Clayton on passes of 20 and 14 yards to get the ball down to Green Bay's 16-yard line. From there, Stoyanovich booted a 33-yard FG — his third field goal of the day — with six seconds left and Miami came away with a 23-20 victory.

GREEN BAY	3	3	0	14	—	20
MIAMI	7	3	7	6	—	23

M — Jensen, 7 pass from Marino (Stoyanovich kick)	13/77	1- 6:43
GB — FG Jacke 44	9/43	1-11:30
GB — FG Jacke 21	12/38	2- 7:40
M — FG Stoyanovich 36	7/71	2-14:19
M — Clayton, 24 pass from Marino (Stoyanovich kick)	7/53	3- 8:15
M — FG Stoyanovich 21	11/58	4- :08
GB — Sharpe, 22 pass from Majkowski (Jacke kick)	8/50	4- 9:06
GB — Sharpe, 10 pass from Majkowski (Jacke kick)	7/50	4-14:07

224

M — FG Stoyanovich 33 5/53 4-14:54

ATT — 56,624

First Downs/Total-Rush.-Pass.-Pen.	21-5-14-2	25-9-13-3
Total Yards-Plays-Average	296-65-4.6	438-65-6.7
Rushes-Yards-Average	21-81-3.8	28-105-3.8
Net Yards Passing-Times Thrown-Yards Lost	215-2-6	333-0-0
Passes Attempted-Completed-Intercepted	42-26-0	37-24-2
Punts/Number-Average	4-45.0	2-41.5
Penalties/Number-Yards	6-40	7-45
Fumbles/Number-Lost	1-0	3-1

INDIVIDUAL STATISTICS

RUSHING — Miami: Stradford 15-53, Logan 9-33, Clayton 1-11, Jensen 1-5, Davenport 1-3, Marino 1-0.

Green Bay: Fullwood 11-45, Haddix 4-19, Majkowski 3-12, Woodside 1-3, Fontenot 2-2.

PASSING — Miami: Marino 37-24-2, 333 yards, 2 TDs.

Green Bay: Majkowski 42-26-0, 221 yards, 2 TDs.

RECEIVING — Miami: Clayton 7-89, Duper 4-53, Stradford 4-51, Jensen 4-30, Banks 2-85, Edmunds 2-13, Kinchen 1-12.

Green Bay: Sharpe 7-81, Kemp 6-62, Woodside 5-34, Fontenot 4-21, Matthews 1-9, Haddix 1-6, Query 1-5, Didier 1-3.

GAME 8

BUFFALO 31, DOLPHINS 17
October 29, 1989

Rich Stadium
Orchard Park, NY

The Dolphins ended a three game winning streak as they dropped a 31-17 decision to the Buffalo Bills before a crowd of 80,208 at Rich Stadium. In the contest, the Bills rushed for 280 yards — the second highest single-game rushing total against the Dolphins. The only team to rack up a higher rushing total against Miami was the Pittsburgh Steelers with 305 yards on the ground on Dec. 18, 1988. In addition, Bills RB Thurman Thomas gained 148 rushing yards on 27 carries and FB Larry Kinnebrew ran 21 times for 121 yards. This marked the first time that a pair of running backs has rushed for over 100 yards in a single game against Miami since a 14-3 loss to the Pittsburgh Steelers on Nov. 14, 1976. In that game, both Franco Harris and Rocky Bleier ran for 110 yards. Midway through the second quarter, Bills NT Jeff Wright sacked Marino. That sack snapped a streak of 19 games and 775 pass attempts (759 by Marino) by the Dolphins without allowing a sack. The Bills would get another sack in the third period when Cornelius Bennett got hold of Marino. After Miami scored on their opening series with a 45-yard field goal by Pete Stoyanovich, the Bills dominated the rest of the half and scored 21 straight points. Buffalo took the lead on the first play of the second quarter when Kinnebrew ran the ball in from one-yard out. Following a Cornelius Bennett interception of a Dan Marino aerial on Miami's 42-yard line, the Bills scored again when Thomas cut through the Dolphin defense for a 30-yard TD run. Later in the quarter, Buffalo QB Frank Reich hit rookie WR Don Beebe for a 63-yard touchdown — the longest play from scrimmage against the Dolphins in '89 — and the Bills led 21-3 at intermission. Miami opened the scoring in the second half when Marino and WR Mark Clayton combined on a 44-yard touchdown pass. Miami's score ended a Dolphin streak of ten consecutive quarters without scoring a TD in Rich Stadium. On the Bills' next possession, Reich fumbled and Dolphins LB Hugh Green recovered the ball on Miami's 43-yard line. However, Miami RB Sammie Smith was held to no gain on a fourth-and-one at the Bills' 48 and Miami lost the ball. The Bills put the game out of reach in the final period as Buffalo kicker Scott Norwood booted a 45-yard field goal and CB Kirby Jackson returned a Marino interception 40 yards for a score. The Dolphins scored the final points of the game when reserve QB Scott Secules drove Miami 84 yards on six plays and hit rookie WR Andre Brown in the endzone with a 44-yard TD strike.

MIAMI	3	0	7	7	—	17
BUFFALO	0	21	0	10	—	31

M — FG Stoyanovich 45	11/69	1- 6:27
B — Kinnebrew, 1 run (Norwood kick)	15/76	2- :02
B — Thomas, 30 run (Norwood kick)	4/42	2- 3:55
B — Beebe, 63 pass from Reich (Norwood kick)	1/63	2-13:21
M — Clayton, 44 pass from Marino (Stoyanovich kick)	6/92	3- 7:41
B — FG Norwood 45	6/31	4- 4:38
B — Jackson, 40 interception return (Norwood kick)		4-12:00
M — A. Brown, 44 pass from Secules (Stoyanovich kick)	6/84	4-13:10

ATT — 80,208

225

First Downs/Total-Rush.-Pass.-Pen.	19-4-14-1
Total Yards-Plays-Average	413-67-6.2
Rushes-Yards-Average	18-65-3.6
Net Yards Passing-Times Thrown-Yards Lost	348-2-16
Passes Attempted-Completed-Intercepted	47-26-3
Punts/Number-Average	4-45.3
Penalties/Number-Yards	5-29
Fumbles/Number-Lost	0-0

Miami	Buffalo
19-4-14-1	18-15-3-0
413-67-6.2	394-62-6.4
18-65-3.6	51-280-5.5
348-2-16	114-2-9
47-26-3	9-6-0
4-45.3	5-35.2
5-29	8-70
0-0	1-1

INDIVIDUAL STATISTICS

RUSHING — Miami: Smith 15-36, Secules 1-17, Davenport 2-12.
Buffalo: Thomas 27-148, Kinnebrew 21-121, Davis 2-9, Harmon 1-2.
PASSING — Miami: Marino 36-20-3, 255 yards, 1 TD; Secules 11-6-0, 109 yards, 1 TD.
Buffalo: Reich 9-6-0, 123 yards, 1 TD.
RECEIVING — Miami: Clayton 7-122, A. Brown 5-105, Banks 4-39, Duper 4-30, Jensen 3-19, Edmunds 1-30, Smith 1-12, Davenport 1-7.
Buffalo: McKeller 2-36, Thomas 2-21, Beebe 1-63, Johnson 1-3.

GAME 9

DOLPHINS 19, INDIANAPOLIS 13
November 5, 1989

Joe Robbie Stadium
Miami, FL

The Miami Dolphins broke a three game losing streak to the Colts and defeated Indianapolis for the first time ever in Joe Robbie Stadium with a 19-13 triumph before a crowd of 52,680. In addition, Miami won its first home game against an AFC East opponent since a 37-28 win over the Jets on Dec. 7, 1987. Rookie RB Sammie Smith led the Miami offense, rushing 25 times for 123 yards. He became the first Miami running back to gain over 100 yards on the ground in a game since Troy Stradford rushed for 120 yards against the Jets on Dec. 7, 1987. Smith's 123 rushing yards were the third highest total by a Dolphin rookie, trailing only Troy Stradford's 169 yards at Dallas (11/22/87) and Leroy Harris' 140 yards vs. Baltimore (12/5/77). In the contest, Miami rushed for 159 yards — their highest rushing total since the club gained 184 yards at Dallas on Nov. 27, 1987 — and passed for 149 yards. It marked the first time that Miami totaled more yards on the ground than in the air in a non-replacement game since Dec. 22, 1985, vs. Buffalo (179 rush, 145 pass). In a replacement game against Kansas City on Oct. 11, 1987, Miami gained 202 rushing yards and 142 passing yards. The teams exchanged field goals in the first quarter — 18 yards by Pete Stoyanovich and 36 yards by Colts kicker Dean Biasucci — before Miami drove 70 yards in 13 plays and scored on a 13-yard TD pass from Dan Marino to Mark Clayton. The Dolphins closed out the first half scoring when Colts center Ray Donaldson's snap sailed over the head of QB Jack Trudeau and out of the endzone for a safety. Miami's safety was its first since Oct. 16, 1983, when Mike Charles sacked Jets QB Pat Ryan in the endzone. Miami led 12-3 at the half. The Dolphins took the second half kickoff and marched 80 yards, scoring when Marino hit rookie WR Andre Brown from the 10-yard line. Brown's TD catch was his third of the season, which tied Miami's record for TD receptions by a rookie. However, the Colts closed the margin by scoring the only points of the final period on a 33-yard field goal by Dean Biasucci and a seven-yard TD pass from Trudeau to Andre Brown with just 1:42 left in the game to close the score to 19-13. In the end, Miami ran out the clock to preserve the win. Marino (14 of 26 for 149 yards and two TDs) did not throw an interception in a game for the first time since Nov. 27, 1988, at the Jets — a span of 11 games with an INT. In addition, Marino's 149 yards and 26 attempts were the fewest he has recorded in a win since Dec. 22, 1985, when he threw for 136 yards on 24 attempts in a 28-0 win over Buffalo.

INDIANAPOLIS	3	0	0	10	—	13
MIAMI	3	9	7	0	—	19

M — FG Stoyanovich 18	5/13	1- 7:18
I — FG Biasucci 36	10/50	1-12:41
M — Clayton, 13 pass from Marino (Stoyanovich kick)	13/70	2-10:24
M — Safety - Donaldson fumble (snap) out of end zone		2-12:04
M — A. Brown, 10 pass from Marino (Stoyanovich kick)	12/80	3- 8:57
I — FG Biasucci 33	7/13	4- 2:48
I — Rison, 7 pass from Trudeau (Biasucci kick)	9/71	4-13:18

ATT — 52,680

First Downs/Total-Rush.-Pass.-Pen.	17-6-8-3	Miami	19-10-8-1
Total Yards-Plays-Average	299-65-4.6	Indianapolis	308-63-4.9
Rushes-Yards-Average	23-85-3.7		37-159-4.3
Net Yards Passing-Times Thrown-Yards Lost	214-1-8		149-0-0
Passes Attempted-Completed-Intercepted	41-21-2		26-14-0
Punts/Number-Average	3-43.3		4-45.3
Penalties/Number-Yards	6-60		6-40
Fumbles/Number-Lost	1-1		5-3

INDIVIDUAL STATISTICS

RUSHING — Miami: Smith 25-123, Davenport 6-26, Jensen 3-13, Clayton 1-(-1), Marino 2-(-2).
Indianapolis: Bentley 21-73, Trudeau 2-12.
PASSING — Miami: Marino 26-14-0, 149 yards, 2 TDs.
Indianapolis: Trudeau 38-20-2, 215 yards, 1 TD; Ramsey 3-1-0, 7 yards, 0 TDs.
RECEIVING — Miami: Banks 4-41, Jensen 3-39, Edmunds 2-13, Schwedes 1-21, Clayton 1-13, A. Brown 1-10, Duper 1-9, Davenport 1-3.
Indianapolis: Bentley 6-86, Brooks 5-36, Rison 4-55, Boyer 3-28, Beach 3-17.

GAME 10

DOLPHINS 31, N.Y. JETS 23
November 12, 1989

Giants Stadium
East Rutherford, NJ

The Dolphins overcame a 17-point deficit to defeat the New York Jets, 31-23, before a crowd of 65,923 at Giants Stadium. The Dolphins won their second straight game over a divisional foe. The last time Miami won back-to-back AFC East games was during the 1986 season — 34-24 at Buffalo on Nov. 10 and 45-3 at home against the Jets on Nov. 16. Miami has now scored 30 or more points in its last eight games with the Jets. The last time Miami came back from a deficit of 17 or more points to win a game was on Jan. 4, 1986, at the Orange Bowl in a 24-21 divisional playoff game win over the Cleveland Browns. New York jumped out to a 13-0 lead on the strength of two field goals by Pat Leahy — from 38 and 20 yards — and a 26-yard run by fullback Roger Vick. Miami countered with a 59-yard field goal by Pete Stoyanovich. Stoyanovich's kick was the longest in Dolphin history and tied for the third longest in NFL history. However, the Jets came right back and took a 20-3 lead when Jets QB Ken O'Brien hit RB Freeman McNeil for a 25-yard touchdown pass and a 20-3 lead. The Dolphins cut the margin to 20-10 when rookie WR Andre Brown caught a seven yard TD pass from Dan Marino just before halftime. Brown's TD grab was his fourth of the season and set a new team record for TD receptions by a rookie. Miami dominated the third quarter and scored 21 unanswered points. First, Marino hit Mark Clayton on the run for a 78-yard touchdown bomb. The catch was Clayton's longest career reception and also was Marino's fifth longest career completion. Next, Marino found WR Scott Schwedes for a 65-yard TD catch and run. Schwedes' touchdown was the first of his NFL career. Later, Dolphins CB William Judson intercepted an O'Brien aerial and returned the ball to the Jets 32-yard line. Two plays later, rookie RB Sammie Smith scored his first NFL touchdown when he ran in from two yards out and the Dolphins led 31-20. Leahy added a 22-yard field goal in the fourth quarter and the Dolphins came away with a 31-23 win.

MIAMI	0	10	21	0	—	31
N.Y. JETS	3	17	0	3	—	23

NY — FG Leahy 38	4/9	1-13:41
NY — FG Leahy 20	11/53	2- 6:39
NY — Vick, 26 run (Leahy kick)	2/35	2- 8:06
M — FG Stoyanovich 59	7/15	2-10:17
NY — McNeil, 25 pass from O'Brien (Leahy kick)	6/69	2-13:32
M — A. Brown, 7 pass from Marino (Stoyanovich kick)	4/58	2-14:16
M — Clayton, 78 pass from Marino (Stoyanovich kick)	1/78	3- 3:07
M — Schwedes, 65 pass from Marino (Stoyanovich kick)	5/83	3-12:14
M — Smith, 3 run (Stoyanovich kick)	3/32	3-12:48
NY — FG Leahy 22		

ATT — 65,923

First Downs/Total-Rush.-Pass.-Pen.	19-5-14-0	Miami	23-5-17-1
Total Yards-Plays-Average	447-63-7.1	N.Y. Jets	410-69-5.9
Rushes-Yards-Average	27-103-3.8		32-136-4.3
Net Yards Passing-Times Thrown-Yards Lost	344-2-15		274-2-15
Passes Attempted-Completed-Intercepted	34-18-2		35-22-3
Punts/Number-Average	3-44.0		4-44.3
Penalties/Number-Yards	6-50		6-50
Fumbles/Number-Lost	3-1		0-0

INDIVIDUAL STATISTICS

RUSHING — Miami: Smith 19-61, Hampton 4-19, Jensen 1-14, Faaola 1-5, Davenport 1-4, Marino 1-0.
N.Y. Jets: Hector 20-60, McNeil 8-41, Vick 2-31, O'Brien 2-4.
PASSING — Miami: Marino 34-18-2, 359 yards, 3 TDs.
N.Y. Jets: O'Brien 35-22-3, 289 yards, 1 TD.
RECEIVING — Miami: Clayton 4-125, Banks 4-79, Schwedes 3-107, Jensen 3-21, Hampton 1-12, Faaola 1-8, A. Brown 1-7, Smith 1-0.
N.Y. Jets: Townsell 5-82, Neubert 4-53, Werner 4-41, Toon 4-40, Vick 2-35, McNeil 1-25, Burkett 1-10, Hector 1-3.

GAME 11

DOLPHINS 17, DALLAS 14
November 19, 1989

Texas Stadium
Irving, TX

The Dolphins won their third straight game and moved into a first place tie with the Buffalo Bills when they came away with a 17-14 win over Dallas in Texas Stadium. The last time Miami was tied for the top spot in the AFC East was in Week 14 of the 1987 season when the Dolphins and Indianapolis were atop the division with 8-6 records. The game was billed as Shula Bowl IV as Dolphins head coach Don Shula coached against Dallas' assistant head coach, his son David Shula. Don Shula extended his record to 4-0 in the Shula vs. Shula battles. Shula Bowls I and II came in 1981 when Don Shula and the Dolphins twice faced the Colts who featured return specialist/wide receiver, David. Shula Bowl III occurred last year when Don and David, then assistant head coach for the Dolphins, teamed together to defeat youngest son, Michael, a Tampa Bay assistant coach, 17-14, in Tampa. Against Dallas, Miami trailed by 11 points in the second quarter and for the second straight week the Dolphins were forced to play catch up in a contest. Over the last two weeks, Miami has outscored its opponents by a 28-3 margin in the second half. Dallas took the opening kickoff and marched 81 yards in 12 plays and scored when Broderick Sargent ran in from one yard out. Miami fumbled on its next possession and the first quarter ended with the Cowboys holding a 7-0 lead. The Dolphins opened up the second quarter scoring with a 23-yard field goal by Pete Stoyanovich. Miami stopped Dallas on its next possession when Paul Lankford and Brian Sochia teamed to stop Cowboys RB Paul Palmer short of a first down on a fourth-and-two play from Miami's 35-yard line. Following a Miami punt, Dallas took a 14-3 lead when a pair of rookies, QB Troy Aikman and FB Daryl Johnston, teamed up on a six-yard scoring pass with just 35 seconds left in the half. However, Miami got the ball back on its own 21-yard line and moved 79 yards in four plays and scored with no time left in the first half as Dan Marino hit rookie WR Andre Brown in the endzone with a 48-yard "Hail Mary" pass for a TD. In the drive, Marino hit on three of his four pass attempts for 81 yards. Miami scored the only points of the second half when, late in the third quarter, Dolphins safety Liffort Hobley picked off an Aikman pass on the Dolphins 16-yard line and returned the ball 22 yards. From there the Dolphins moved 62 yards in 10 plays and took a 17-14 lead when rookie running back Sammie Smith scored from one yard out. Miami twice stopped Dallas late in the game. First, LB Barry Krauss forced a Junior Tautalatasi fumble and CB Rodney Thomas pounced on the ball at the Cowboys' 30-yard line. Following the fumble, Miami was forced to punt and Reggie Roby's punt was downed on Dallas' four-yard line with just 1:40 left in the game. The Cowboys drove to the Miami 35-yard line where Luis Zendejas' 52-yard field goal attempt sailed wide to the left on the game's last play.

MIAMI	0	10	0	7	—	17
DALLAS	7	7	0	0	—	14

D — Sargent, 1 run (Zendejas kick)	12/81	1- 6:41
M — FG Stoyanovich 23	11/63	2- 6:04
D — Johnston, 6 pass from Aikman (Zendejas kick)	8/86	2-14:25
M — A. Brown, 48 pass from Marino (Stoyanovich kick)	4/79	2-15:00
M — Smith, 1 run (Stoyanovich kick)	10/62	4- 3:55

ATT — 56,044

	Miami	Dallas
First Downs/Total-Rush.-Pass.-Pen.	18-7-10-1	28-10-15-3
Total Yards-Plays-Average	303-57-5.3	428-68-6.3
Rushes-Yards-Average	19-65-3.4	35-167-4.8
Net Yards Passing-Times Thrown-Yards Lost	238-2-17	261-0-0
Passes Attempted-Completed-Intercepted	36-21-0	33-25-1
Punts/Number-Average	5-42.0	2-31.0
Penalties/Number-Yards	4-35	7-49
Fumbles/Number-Lost	1-1	3-1

INDIVIDUAL STATISTICS

RUSHING — Miami: Smith 14-45, T. Brown 4-15, Faaola 1-5.
Dallas: Aikman 8-71, Johnston 11-50, Palmer 12-43, Tautalatasi 1-6, Sargent 2-4, Shepard 1-(-7).

PASSING — Miami: Marino 36-21-0, 255 yards, 1 TD.
Dallas: Aikman 33-25-1, 259 yards, 1 TD.

RECEIVING — Miami: Duper 7-90, Jensen 5-46, T. Brown 3-21, Edmunds 3-17, A. Brown 2-72, Clayton 1-9.
Dallas: Martin 7-82, Tautalatasi 4-45, Johnston 3-21, Palmer 3-15, Folsom 2-34, Dixon 2-28, Burbage 2-18, Shepard 1-9, Sargent 1-9.

GAME 12

PITTSBURGH 34, DOLPHINS 14
November 26, 1989

Joe Robbie Stadium
Miami, FL

The Pittsburgh Steelers ended Miami's three-game winning streak with a 34-14 triumph in a severe downpour before a crowd of 59,936 at Joe Robbie Stadium. The Steelers also won their first game ever against the Dolphins in Miami (coming

228

into the game, the Steelers were 0-6 at the Dolphins). In the game, Miami QB Dan Marino went down with a shoulder injury in the third period and was replaced by Scott Secules. It was the first time Marino has been forced to leave a game due to injury since he suffered a left knee sprain in the fourth quarter of his rookie season at Houston (Dec. 24, 1983). The Steelers were led by FB Merrill Hoge, who scored three TDs and a defense which forced five Miami turnovers (three lost fumbles and two interceptions). Pittsburgh was able to convert those turnovers into 17 points. In addition, Miami fumbled six times (three lost) in the game which set a new team record. The old record of five fumbles was done on ten occasions. The Dolphins opened the game by scoring on their first two possessions and taking an early 14-0 lead. First, RB Sammie Smith capped a 12-play, 67-yard drive with a one-yard TD run. It was Smith's third straight game with a rushing touchdown. Next, Marino found a wide open Mark Clayton over the middle and he ran untouched into the endzone for a 66-yard touchdown catch. Pittsburgh came back in the second period and narrowed the margin to 14-7 when Hoge scored on a one-yard run. On Miami's next possession, Steelers safety Camell Lake recovered a Smith fumble on the Dolphins' 23-yard line and returned the ball two yards before he lateraled to Dwayne Woodruff who ran the final 21 yards for the score. It was the first fumble recovery to be returned for a score against Miami since Bobby Humphery of the N.Y. Jets returned one 46 yards on Dec. 7, 1987. The Steelers closed the first half — and took a 17-14 lead — with a 27-yard field goal by Gary Anderson. Pittsburgh opened the third quarter scoring on a five-yard run by Hoge. The Steelers took a 27-14 lead on their next possession when Pittsburgh's Tim Tyrrell recovered Lorenzo Hampton's fumbled kickoff return on Miami's 28-yard line. However, the Dolphin defense stiffened and held Pittsburgh to a 42-yard FG by Anderson. Later in the period, LB Greg Lloyd returned a Secules interception 31 yards to the Miami five-yard line. One play later, Hoge closed out the scoring with a one-yard run.

PITTSBURGH	0	17	17	0	—	34
MIAMI	14	0	0	0	—	14

M — Smith, 1 run (Stoyanovich kick)	12/67	1- 6:47
M — Clayton, 66 pass from Marino (Stoyanovich kick)	6/80	1-11:56
P — Hoge, 1 run (Anderson kick)	9/66	2- 6:46
P — Woodruff, 21 return after fumble recovery and 2-yard lateral by Lake (Anderson kick)		2- 8:16
P — FG Anderson 27	6/30	2-15:00
P — Hoge, 5 run (Anderson kick)	3/62	3- 5:36
P — FG Anderson 42	4/3	3- 6:51
P — Hoge, 1 run (Anderson kick)	2/5	3-14:49

ATT — 59,936

	Pittsburgh	Miami
First Downs/Total-Rush.-Pass.-Pen.	13-10-3-0	15-5-8-2
Total Yards-Plays-Average	292-63-4.6	302-63-4.8
Rushes-Yards-Average	45-125-2.8	28-80-2.9
Net Yards Passing-Times Thrown-Yards Lost	167-0-0	222-0-0
Passes Attempted-Completed-Intercepted	18-8-0	35-15-2
Punts/Number-Average	5-43.4	5-39.8
Penalties/Number-Yards	9-55	4-30
Fumbles/Number-Lost	0-0	6-3

INDIVIDUAL STATISTICS

RUSHING — Miami: Smith 22-72, T. Brown 3-7, Hampton 1-1, Marino 1-0, Roby 1-0.
Pittsburgh: Worley 22-95, Hoge 14-37, Stone 4-8, Brister 2-(-7), Carter 3-(-8).

PASSING — Miami: Marino 16-8-0, 128 yards, 1 TD; Secules 19-7-2, 94 yards, 0 TDs.
Pittsburgh: Brister 18-8-0, 167 yards, 0 TDs.

RECEIVING — Miami: Clayton 4-87, A. Brown 4-73, Duper 3-34, Edmunds 2-20, Hampton 1-5, T. Brown 1-3.
Pittsburgh: Hill 3-93, Hoge 2-17, Mularkey 1-34, Worley 1-15, Stone 1-8.

GAME 13

KANSAS CITY 26, DOLPHINS 21
December 3, 1989

Arrowhead Stadium
Kansas City, MO

The Dolphins dropped a disappointing 26-21 decision to the Kansas City Chiefs before a crowd of 54,610 at Arrowhead Stadium. The game was played in 23 degree weather — tied for the third coldest game in Dolphin history. The Chiefs were led by a balanced offense which gained 438 total yards against Miami — 199 on the ground and 239 through the air. FB Christian Okoye led the ground attack with 32 carries for 148 yards and a touchdown, while QB Steve DeBerg (15 of 25 for 239 yards, one TD and one INT) and WR Stephone Paige (seven catches for 133 yards and a TD) led the air raid. Kansas City dominated the first half and led 16-0 at intermission. The Chiefs opened the scoring in the first quarter when Okoye scored a three-yard run off right tackle. Following the touchdown, Chiefs kicker Nick Lowery missed his first extra point attempt in his last 197 attempts. Late in

229

the quarter, Kansas City recovered a Sammie Smith fumble on its 43-yard line and scored two plays later when DeBerg hit Paige with a 38-yard touchdown pass for a 13-0 lead. The Chiefs closed out the first half scoring on a 34-yard field goal by Lowery. Miami rebounded by taking the second half kickoff and marching 78 yards in 10 plays. Marino found Jim Jensen in the endzone from eight yards out and the Dolphins closed the score to 16-7. The key play in Miami's drive was a 17-yard run by holder Scott Secules on a fake field goal attempt on a fourth-and-five from the Chiefs' 19-yard line. The Chiefs, however, scored on a 28-yard field goal by Lowery late in the quarter and took a 19-7 lead heading into the final period. Marino led the Dolphins right back on an eight-play, 51-yard drive to start the fourth quarter. Mark Clayton ended the drive with a 15-yard scoring reception from Marino. In the drive, Marino hit on all five of his pass attempts for 48 yards and RB Lorenzo Hampton ran three yards on a fourth-and-one from Kansas City's 18-yard line. However, the Chiefs scored on their next possession to increase their lead to 26-14 as DeBerg hit RB Herman Heard with an eight-yard scoring pass. Miami came right back and closed out the scoring on its next possession. Starting on their own 20-yard line with 4:56 left in the game, the Dolphins drove 80 yards in 16 plays and scored when Jensen crashed into the endzone with a nine-yard scoring grab of a Marino aerial on a fourth-and-four play with 57 seconds left. Following the score, Miami attempted an onside kick. However, Pete Stoyanovich's short boot was recovered by Kansas City's Emile Harry and the Chiefs ran out the clock to preserve the win.

MIAMI	0	0	7	14	—	21
KANSAS CITY	13	3	3	7	—	26

KC — Okoye, 3 run (kick failed)	8/80	1- 6:54
KC — Paige, 38 pass from DeBerg (Lowery kick)	2/57	1-11:59
KC — FG Lowery 34	15/68	2-14:45
M — Jensen, 8 pass from Marino (Stoyanovich kick)	10/78	3- 5:29
KC — FG Lowery 28	12/73	3-11:53
M — Clayton, 15 pass from Marino (Stoyanovich kick)	8/51	4- 4:23
KC — Heard, 8 pass from DeBerg (Lowery kick)	8/75	4-10:00
M — Jensen, 9 pass from Marino (Stoyanovich kick)	16/80	4-14:07
ATT — 54,610		

First Downs/Total-Rush.-Pass.-Pen.	Miami	Kansas City
Total Yards-Plays-Average	16-4-10-2	25-12-12-1
Rushes-Yards-Average	292-56-5.2	438-67-6.5
Net Yards Passing-Times Thrown-Yards Lost	19-74-3.9	42-199-4.7
Passes Attempted-Completed-Intercepted	218-0-0	239-0-0
Punts/Number-Average	37-18-1	25-15-1
Penalties/Number-Yards	4-42.3	2-44.5
Fumbles/Number-Lost	3-20	8-55
	2-2	2-2

INDIVIDUAL STATISTICS

RUSHING — Miami: Smith 14-49, Secules 1-17, Hampton 3-6, Marino 1-2. Kansas City: Okoye 32-148, Saxon 6-51, Heard 2-2, DeBerg 2-(-2).

PASSING — Miami: Marino 37-18-1, 218 yards, 3 TDs. Kansas City: DeBerg 25-15-1, 239 yards, 2 TDs.

RECEIVING — Miami: Clayton 9-128, Jensen 2-17, Banks 2-14, Edmunds 1-25, Duper 1-18, A. Brown 1-15, Smith 1-5, Hampton 1-(-4). Kansas City: Paige 7-133, Mandley 3-43, Saxon 2-20, Weathers 1-27, Roberts 1-8, Heard 1-8.

GAME 14

DOLPHINS 31, NEW ENGLAND 10
December 10, 1989

Joe Robbie Stadium
Miami, FL

Rookie running back Sammie Smith rushed for a record-tying three touchdowns to lead Miami to a 31-10 triumph over the Patriots before a crowd of 55,918 at Joe Robbie Stadium. Miami is 7-0 in 1989 when the team has allowed 20 points or less in a contest. Smith's three rushing scores tied him with 11 other Dolphin players who have also accomplished the feat. He is one of only three rookies to register a three TD performance. The last Dolphin (and rookie) to score three TDs in a game on the ground was Troy Stradford against the Jets on Dec. 7, 1987. Also, the Dolphins tied a team record with four rushing touchdowns. The record, which was accomplished on eight previous occasions, was last done on Dec. 7, 1987, against the Jets. Miami's 21-point win over the Patriots was the largest by the club since a 42-0 win over Kansas City in a replacement game on Oct. 11, 1987. The Dolphins win was the largest margin of victory in a non-replacement game since Nov. 24, 1986, when the team also posted a 42-point triumph (45-3) over the Jets. Miami opened the scoring by taking the opening kickoff and marching 80 yards in 13 plays before Smith capped off the drive with a one-yard run. In the drive, Smith carried seven times for 32 yards. However, the Patriots came right back and narrowed the margin to 7-3 when Jason Staurovsky booted a 32-yard field goal. The Dolphins extended their lead in the second quarter to 21-3 on a pair of short scoring runs. First, Smith capped off a 38-yard drive with a seven-yard

score. The Dolphins then added a score with ten seconds left in the half on a one yard run by Dan Marino. It was Marino's fifth career rushing touchdown and the Dolphins are 5-0 in those games. In the third quarter, New England scored on John Stephens' one-yard run and the period ended with Miami leading 21-10. Miami closed the game by scoring ten unanswered points in the final period. First, Miami used seven plays to drive 88 yards before Smith scored his third TD of the game on a two-yard run. In the drive, WR Fred Banks caught three passes for 84 yards. Later in the period, following a Stephens fumble, the Dolphins closed out the scoring on a 23-yard field goal by Pete Stoyanovich. In the contest, Marino completed 21 of 32 pass attempts for 300 yards and an interception. Marino did not throw a touchdown pass for the 11th time in his career but won his second game in those 11 contests. In addition, it was the first time in his career that he has thrown for 300 or more yards but did not hit on a touchdown pass.

NEW ENGLAND	3	0	7	0	—	10
MIAMI	7	14	0	10	—	31

M — Smith, 1 run (Stoyanovich kick)	13/80	1- 7:37
NE — FG Staurovsky 36	11/55	1-11:34
M — Smith, 7 run (Stoyanovich kick)	7/38	2- 8:52
M — Marino, 1 run (Stoyanovich kick)	10/60	2-14:50
NE — Stephens, 1 run (Staurovsky kick)	6/80	3- 7:52
M — Smith, 2 run (Stoyanovich kick)	7/88	4- :59
M — FG Stoyanovich 23	4/9	4- 3:02
ATT — 55,918		

First Downs/Total-Rush.-Pass.-Pen.	New England	Miami
Total Yards-Plays-Average	17-6-10-1	24-8-16-0
Rushes-Yards-Average	297-61-4.8	408-73-5.6
Net Yards Passing-Times Thrown-Yards Lost	19-66-3.5	41-108-2.6
Passes Attempted-Completed-Intercepted	231-5-30	300-0-0
Punts/Number-Average	37-17-1	32-21-1
Penalties/Number-Yards	5-37.2	4-38.7
Fumbles/Number-Lost	5-32	5-43
	2-1	1-0

INDIVIDUAL STATISTICS

RUSHING — Miami: Smith 21-62, Logan 16-45, Jensen 1-3, Marino 2-0, T. Brown 1-(-2).

New England: Stephens 10-20, Perryman 8-37, Wilson 1-9.

PASSING — Miami: Marino 32-21-1, 300 yards, 0 TDs.

New England: Wilson 37-17-1, 261 yards, 0 TDs.

RECEIVING — Miami: Banks 6-119, Clayton 6-102, Jensen 6-45, Logan 2-21, Edmunds 1-13. New England: Siewers 6-117, Stephens 4-26, Dykes 3-69, Fryar 3-38, Perryman 1-11.

GAME 15

INDIANAPOLIS 42, DOLPHINS 13
December 17, 1989

Hoosier Dome
Indianapolis, IN

Indianapolis quarterback Jack Trudeau threw four touchdown passes and Eric Dickerson rushed for 107 yards and a pair of touchdowns to lead the Colts to a 42-13 win over the Dolphins before a crowd of 55,665 at the Hoosier Dome. The loss dropped Miami's record to 8-7 and put Miami into a three-way tie for the division lead with Buffalo and Indianapolis. The Colts' 42 points are the most scored against the Dolphins since Oct. 23, 1988, when Miami dropped a 44-30 decision to the N.Y. Jets. In the contest, Dan Marino completed 15 of 33 for 150 yards and one interception before being replaced by Scott Secules (8 of 17 for 69 yards and an INT). Jim Jensen led Miami's receivers with seven catches for 62 yards. Miami jumped out to an early 10-0 lead on a 43-yard field goal by Pete Stoyanovich and a 70-yard punt return by Scott Schwedes. Schwedes became the first Dolphin to return a punt for a touchdown since James Pruitt returned one 71 yards vs. Indianapolis on Sept. 4, 1986. Indianapolis closed out the first quarter scoring when Trudeau hit rookie WR Andre Rison from six yards out. The Dolphins took a 13-7 lead and opened the second quarter scoring when Pete Stoyanovich booted a 47-yard field goal. On Miami's next possession, Reggie Roby's punt was blocked by Chris Goode and returned by Goode to the Dolphins' one-yard line. From the one, Trudeau hit TE Mark Boyer in the endzone to close the first half scoring. Indianapolis dominated the second half by scoring 28 unanswered points. The Colts took the opening kickoff and marched 72 yards in five plays and scored when Dickerson ran in from one yard out. The Colts increased their lead to 28-13 when former Dolphin WR James Pruitt caught a five-yard scoring pass. Indianapolis put the game away in the fourth quarter when Freddie Young intercepted a Marino pass and returned the ball to Miami's 28-yard line. Seven plays later, Trudeau fired his fourth touchdown pass as he hit Albert Bentley for a six-yard strike. The Colts closed the scoring when DE Jon Hand sacked Marino and forced a fumble which was recovered by Sam Clancy at the Dolphin 18-yard line. Eric Dickerson carried four times and capped the drive with a two-yard plunge up the middle for the final score.

MIAMI	10	3	0	0	—	13
INDIANAPOLIS	7	7	14	14	—	42
M — FG Stoyanovich 43						12/49
M — Schwedes, 70 punt return (Stoyanovich kick)						1- 6:06
IN — Rison, 6 pass from Trudeau (Biasucci kick)	11/74					1- 8:02
M — FG Stoyanovich 47	12/51					1-11:57
IN — Boyer, 1 pass from Trudeau (Biasucci kick)	1/2					2- 7:09
IN — Dickerson, 1 run (Biasucci kick)	5/72					2-13:54
IN — Pruitt, 5 pass from Trudeau (Biasucci kick)	13/74					3- 2:28
IN — Bentley, 6 pass from Trudeau (Biasucci kick)	7/28					3-15:00
IN — Dickerson, 2 run (Biasucci kick)	4/18					4- 5:32
						4- 8:12
ATT — 55,665						

	Miami	Indianapolis
First Downs/Total-Rush.-Pass.-Pen.	16-3-12-1	25-11-12-2
Total Yards-Plays-Average	242-69-3.5	305-66-4.4
Rushes-Yards-Average	17-41-2.4	29-121-4.2
Net Yards Passing-Times Thrown-Yards Lost	201-2-18	184-2-11
Passes Attempted-Completed-Intercepted	50-23-2	35-23-1
Punts/Number-Average	4-38.0	3-40.7
Penalties/Number-Yards	10-70	3-15
Fumbles/Number-Lost	1-1	1-0

INDIVIDUAL STATISTICS

RUSHING — Miami: Smith 12-35, Logan 3-5, Secules 1-12, Clayton 1- (-1). Indianapolis: Dickerson 21-107, Hunter 4-11, Trudeau 2-6, Bentley 1-0, Brooks 1-(-3).

PASSING — Miami: Marino 33-15-1, 150 yards, 0 TDs; Secules 17-8-1, 69 yards, 0 TDs. Indianapolis: Trudeau 35-23-1, 195 yards, 4 TDs.

RECEIVING — Miami: Jensen 7-62, Schwedes 3-46, A. Brown 3-31, Banks 2-26, Smith 2-17, T. Brown 2-12, Edmunds 1-10, Clayton 1-6, Logan 1-6, Hampton 1-3. Indianapolis: Dickerson 9-63, Brooks 4-60, Bentley 4-38, Pruitt 3-23, Rison 1-6, Beach 1-4, Boyer 1-1.

GAME 16

KANSAS CITY 27, DOLPHINS 24
December 24, 1989

Joe Robbie Stadium
Miami, FL

The Miami Dolphins closed out the 1989 season with a 27-24 loss to the Kansas City Chiefs before a crowd of 43,612 at Joe Robbie Stadium. The game was played in 40-degree weather — the coldest home game in the history of the Miami Dolphins. Miami opened the scoring midway through the first period. Following a 17-yard punt return from Scott Schwedes, the Dolphins started on the Chiefs 44-yard line. Miami needed nine plays before scoring on a Dan Marino to Jim Jensen four-yard hook-up. The touchdown reception was the sixth of the season for Jensen which set his new career high. Kansas City matched the Dolphin score when quarterback Steve DeBerg hit WR Stephone Paige with a 20-yard scoring strike. Miami answered the Chiefs score with one of their own on their next possession. Starting on their own nine-yard line, Miami moved 91 yards in 10 plays and scored when Marino hit TE Ferrell Edmunds with a three-yard score. The key play of the drive was a 34-yard reception by Dolphins rookie running back Sammie Smith. However, the Chiefs came right back and scored on their next possession to tie the score at 14-14 as James Saxon ran six yards up the middle for a score. Miami was forced to punt on its next possession and Kansas City started on the Dolphins 39-yard line with 4:03 left in the half. Chiefs RB Christian Okoye, the NFL's leading rusher, capped off the drive with a one-yard scoring run and Kansas City led 21-14 at the half. Kansas City scored the only points of the third quarter on a 19-yard field goal by Nick Lowery. Miami closed the score to 24-17 early in the fourth quarter as Pete Stoyanovich booted a 22-yard field goal. On Kansas City's next possession, Miami rookie WR Andre Brown partially tipped a James Saxon punt and the Dolphins took over on their own 43-yard line. Marino completed all three of his pass attempts for 43 yards to Mark Clayton and hooked-up with Clayton for an eight-yard scoring pass to tie the game at 24-24. However, Kansas City drove the ball 44 yards in nine plays to score the game winning points on a Lowery field goal with just 1:31 left in the game. Miami's last attempt to win the game was thwarted by the Chiefs.

KANSAS CITY	0	21	3	3	—	27
MIAMI	7	7	0	10	—	24

M — Jensen, 4 pass from Marino (Stoyanovich kick)	9/44	1-10:47
KC — Paige, 20 pass from DeBerg (Lowery kick)	9/71	2- :05
M — Edmunds, 3 pass from Marino (Stoyanovich kick)	10/91	2- 4:55
KC — Saxon, 6 run (Lowery kick)	7/80	2- 9:08
KC — Okoye, 1 run (Lowery kick)	6/39	2-13:21
KC — FG Lowery 19	12/61	3-13:15
M — FG Stoyanovich 22	13/61	4- 4:16

M — Clayton, 7 pass from Marino (Stoyanovich kick)	5/57	4-10:36
KC — FG Lowery 41	9/44	4-13:29

ATT — 43,612

	Kansas City	Miami
First Downs/Total-Rush.-Pass.-Pen.	23-11-11-1	27-5-21-1
Total Yards-Plays-Average	342-59-5.8	381-68-5.6
Rushes-Yards-Average	32-117-3.6	19-62-3.3
Net Yards Passing-Times Thrown-Yards Lost	225-1-5	319-2-20
Passes Attempted-Completed-Intercepted	26-17-1	47-28-1
Punts/Number-Average	3-36.3	2-40.0
Penalties/Number-Yards	8-44	4-20
Fumbles/Number-Lost	1-0	1-0

INDIVIDUAL STATISTICS

RUSHING — Miami: Smith 14-45, Logan 5-17. Kansas City: Okoye 26-98, Harry 1-9, Saxon 1-6, McNair 1-4, Heard 1-1, DeBerg 2-(-1).

PASSING — Miami: Marino 47-28-1, 339 yards, 3 TDs. Kansas City: DeBerg 26-17-1, 230 yards, 1 TD.

RECEIVING — Miami: Duper 7-85, Jensen 7-65, Clayton 6-102, Edmunds 3-27, Logan 2-7, Smith 1-34, A. Brown 1-10, Banks 1-9. Kansas City: Mandley 4-63, Hayes 4-62, Harry 4-41, Paige 3-43, McNair 1-15, Saxon 1-6.



1989 ROSTER MOVES

(Daily transactions from the first day of training camp, July 17, through the last day of the season, Dec. 24, plus off-season moves)

- 7/17 — Training camp opens. Signed WR **Fred Banks** and WR **Deval Glover**.
- 7/18 — Signed LB **Dana Batiste**, DE **Greg Ross** and NT **Bert Weidner**.
- 7/19 — Signed CB **David Holmes**.
- 7/20 — Signed C **Jeff Uhlenhake**. T **Jim Zdelar** left camp.
- 7/21 — Signed LB **Wes Pritchett**. Waived TE **Jeff Markland**, S **Greg Staples** and QB **David Weber**.
- 7/24 — Signed S **Liffort Hogley**.
- 7/26 — Signed K **Fuad Reveiz**. T **L.B. Moon** left camp.
- 7/27 — Signed K **Pete Stoyanovich**. Placed DE **John Bosa** and T **Mark Dennis** on the Physically Unable to Perform list.
- 7/28 — Signed DE **Charles Bennett**, T **Michael Scott** and DE **T.J. Turner**. Waived T **L.B. Moon**. Placed LB **John Offerdahl** and WR **Mark Clayton** on Reserve/Did Not Report.
- 7/31 — Signed DE **Jackie Cline**. Waived WR **John Shapiro** and DE **Donald Thorp**.
- 8/1 — Signed G **Rick Phillips** and G **Alvin Powell**. Placed T **Jim Zdelar** on Reserve/Left Camp.
- 8/2 — Signed C **Travis Simpson**. Waived NT **Vince Paszek**.
- 8/6 — Traded a 1990 fifth round draft choice to Dallas for QB **Scott Secules**. Waived RB **Reggie McKinney** and QB **Ed Rubbert**.
- 8/7 — Signed RB **Lorenzo Hampton**.
- 8/9 — Signed S **Louis Oliver**. Waived G **Ricky Phillips**.
- 8/17 — Signed LB/DE **Ralph Malone**.
- 8/21 — Signed G **Tom Toth**. Waived WR **Ricardo Cartwright** and C **Travis Simpson**.
- 8/23 — Waived G **John Fruhmorgen**, T **Michael Scott** and G **Jerry Brown**.
- 8/28 — Waived TE **Jason Cooper**, WR **Billy Davis**, LB **Tony Furjanic**, S **Steve Gage**, WR **Glenn Holt**, DE **Ralph Malone**, DE **Scott Nason**, P **Mark Royals** and RB **Eric Starr**. Placed DE **Charles Bennett**, G **Chris Conlin** and DE **Greg Ross** on injured reserve. Placed T **Mark Dennis** on physically unable to perform.
- 8/29 — Waived QB **Brent Pease** and CB **David Holmes**. Placed G **Greg Johnson** on injured reserve. Roster at mandated 60 players.
- 9/4 — Waived LB **Bob Brudzinski**, WR **Deval Glover**, NT **Nate Hill**, CB **Don McNeal**, T **Barry Pettyjohn**, LB **Wes Pritchett**, QB **Cliff Stoudt**, CB **Bobby Watkins**, FB **Gerald White** and NT **Bert Weidner**. Placed LB **Dana Batiste**, S **Bud Brown**, K **Fuad Reveiz** on injured reserve. Roster at mandated 47 players.
- 9/5 — Claimed LB **Barry Krauss** and NT **Mike Lambrecht** off waivers. Placed T **Jon Giesler** and S **African Grant** on injured reserve. Signed WR **Tony Martin**, T **Barry Pettyjohn** and NT **Bert Weidner** for developmental squad.
- 9/6 — Signed QB **Jay Gruden** for developmental squad.
- 9/7 — Signed QB **Cliff Stoudt**. Placed WR **Scott Schwedes** on injured reserve. Signed WR **Glenn Holt** and LB **David Griggs** for developmental squad.
- 9/8 — Waived QB **Jay Gruden** off developmental squad.
- 9/10 — Placed LB **Eric Kumerow** and DE **John Bosa** on inactive list for Buffalo game.
- 9/11 — Signed RB **Sammie Smith**. Granted two-week roster exemption by NFL.
- 9/12 — WR **Mark Clayton** reported to camp. Granted two-week roster exemption by NFL.
- 9/16 — Lifted roster exemptions on WR **Mark Clayton** and RB **Sammie Smith**. Waived FB **Ron Davenport**. Placed TE **Bruce Hardy** on injured reserve.
- 9/17 — Placed WR **Fred Banks** and DE **John Bosa** on inactive list for New England game.
- 9/19 — Signed T **Matt Patchan** for developmental squad.
- 9/20 — Signed FB **Ron Davenport**. Waived T **Alvin Powell**.
- 9/24 — Placed RB **Sammie Smith** and QB **Cliff Stoudt** on inactive list for N.Y. Jets game.
- 9/26 — Announced the retirement of C **Dwight Stephenson**. Signed LB **Mark Brown**. Granted two-week roster exemption by NFL.
- 9/28 — Signed TE **John Talley** for developmental squad. Waived WR **Glenn Holt** off developmental squad.
- 9/29 — Announced suspension of LB **Mark Brown**.
- 9/30 — Placed RB **Lorenzo Hampton** on injured reserve.

- 10/1 — Placed QB **Cliff Stoudt** on inactive list for Houston game.
- 10/3 — Signed RB **Nuu Faaola**. Waived T **Matt Patchan** off developmental squad. Signed T **Jon Burman** for developmental squad.
- 10/4 — Placed FB **Tom Brown** and LB **Rick Graf** on injured reserve. Signed CB **Don McNeal** and LB **Bob Brudzinski**.
- 10/8 — Placed CB **Ernest Gibson** and QB **Cliff Stoudt** on inactive list for Cleveland game.
- 10/13 — Waived T **Jon Burman** off developmental squad.
- 10/15 — Placed CB **Ernest Gibson** and QB **Cliff Stoudt** on inactive list for Cincinnati game.
- 10/16 — Signed LB **John Offerdahl**. Granted two-week roster exemption by NFL.
- 10/19 — Waived DE **Charles Bennett** and DE **Greg Ross** off injured reserve. Waived TE **John Talley** off developmental squad.
- 10/21 — Activated LB **John Offerdahl**. Waived NT **Mike Lambrecht**.
- 10/22 — Placed QB **Cliff Stoudt** and DE **T.J. Turner** on inactive list for Green Bay game.
- 10/23 — Waived LB **Mark Brown** off suspended list.
- 10/24 — Placed RB **Troy Stradford** on injured reserve. Waived K **Fuad Reveiz** and G **Chris Conlin** off injured reserve.
- 10/25 — Signed RB **Kerry Goode** and RB **Willard Reaves**. Placed FB **Marc Logan** on injured reserve.
- 10/27 — Waived CB **Ernest Gibson**. Activated WR **Scott Schwedes** off injured reserve.
- 10/29 — Placed QB **Cliff Stoudt** and DE **TJ Turner** on inactive list for Buffalo game.
- 10/31 — Waived RB **Kerry Goode**. Signed DE **Pat Marlatt** for developmental squad.
- 11/4 — Activated T **Mark Dennis** from Physically Unable to Perform list.
- 11/5 — Placed T **Ronnie Lee** and QB **Cliff Stoudt** on inactive list for Indianapolis game.
- 11/10 — Placed LB **Bob Brudzinski** on injured reserve.
- 11/11 — Activated RB **Lorenzo Hampton** off injured reserve.
- 11/12 — Placed RB **Willard Reaves** and QB **Cliff Stoudt** on inactive list for N.Y. Jets game.
- 11/15 — Placed FB **Ron Davenport** on injured reserve. Signed TE **Greg Baty**.
- 11/18 — Activated FB **Tom Brown** off injured reserve. Waived TE **Greg Baty**.
- 11/19 — Placed RB **Willard Reaves** and G **Harry Galbreath** on inactive list for Dallas game.
- 11/20 — Waived S **Bud Brown** off injured reserve.
- 11/21 — Waived LB **David Frye**.
- 11/22 — Waived LB **Bob Brudzinski** off injured reserve.
- 11/24 — Signed LB **Bob Brudzinski**. Activated LB/TE **David Griggs** off developmental squad. Waived RB **Willard Reaves**.
- 11/26 — Placed G **Harry Galbreath** and LB **Dave Ahrens** on inactive list for Pittsburgh game.
- 11/29 — Placed LB **Dave Ahrens** on injured reserve.
- 12/3 — Placed LB/DE **Eric Kumerow** on inactive list for Kansas City game.
- 12/6 — Activated RB **Marc Logan** off injured reserve.
- 12/10 — Placed LB/DE **Eric Kumerow** and T **Louis Cheek** on inactive list for New England game.

OFF-SEASON MOVES

- 2/1 — Placed LB **Dave Ahrens**, LB **Dana Batiste**, FB **Tom Brown**, LB **Bob Brudzinski**, T **Louis Cheek**, LB **Greg Clark**, DE **Jackie Cline**, CB **Ernest Gibson**, T **Jon Giesler**, LB **Hugh Green**, RB **Lorenzo Hampton**, TE **Bruce Hardy**, T **Greg Johnson**, CB **William Judson**, LB **Barry Krauss**, T **Ronnie Lee**, CB **Don McNeal**, QB **Cliff Stoudt** and G **Tom Toth** on unprotected list.
- 2/22 — Signed DE **Jeff Faulkner**, FB **Tim Healy**, FB **Garrett Limbrick** and NT **Bert Weidner**.
- 3/1 — Lost unprotected T **Ronnie Lee** to Atlanta.
- 3/3 — Lost unprotected G **Greg Johnson** to Dallas.
- 3/9 — Lost unprotected LB **Dave Ahrens** to Seattle.
- 3/12 — Signed FB **Tony Paige** from unprotected list of Detroit.
- 3/21 — Signed DE **Walter Harris**, RB **Fred Highsmith**, WR **Curt Reed**, and G/C **Stacy Searels**.
- 3/23 — Lost unprotected RB **Lorenzo Hampton** to Denver.
- 3/26 — Signed DE **Karl Wilson** from unprotected list of Phoenix.
- 3/27 — Signed LB **Cliff Odum** from unprotected list of Indianapolis.
- 3/28 — Lost unprotected G **Tom Toth** to San Diego.
- 3/29 — Signed CB **Donnie Elder** from unprotected list of Tampa Bay. Lost unprotected DB **Ernest Gibson** to New England, T **Louis Cheek** to Dallas, CB **William Judson** to Detroit, FB **Tom Brown** to Washington and DE **Jackie Cline** to Atlanta.

DOLPHINS VS. THE NFL

- 3/30 — Signed CB **Kerry Glenn** from unprotected list of N.Y. Jets and LB **Mike Reichenbach** from unprotected list of Philadelphia. Signed T **David Popp**, CB **Michael McGruder** and NT **Jeff Roth**.
- 3/31 — Signed DB **Stevon Moore** from unprotected list of N.Y. Jets and RB **Mark Higgs** from unprotected list of Philadelphia.
- 4/1 — Signed LB **Stacy Harvey** from unprotected list of Kansas City. Lost unprotected LB **Greg Clark** to Green Bay.
- 4/2 — Signed T **Tony Brown**, T **Barry Pettyjohn**, and T **Jim Zdegar**.
- 4/16 — Did not retain rights to LB **Bob Brudzinski**, TE **Bruce Hardy**, T **Jon Giesler** and CB **Don McNeal**. Signed RB **George Swam**.
- 4/17 — Signed LB **John Offerdahl** to a four-year contract.
- 4/25 — Signed G **Rod Holder**.
- 4/26 — Signed CB **Reggie Sutton** and WR **Pee Wee Smith**.
- 4/27 — Signed NT **John Jurkovic**, NT **Parnell McCall**, RB **Dee Smith** and WR **Andre Johnson**.
- 4/28 — Signed LB **Darryl Davis**, RB **Sean Redman**, OT **Dave Pacitti**, K **Brian Lowe** and P **Vince Maza**.
- 4/30 — Signed TE **Warren Bone**, LB **Randy Cockrell**, LB **Paul Sottis**, LB **Chris Haering** and T **Craig Schneider**. Waived/Did Not Pass Physical G **Rod Holder**. Waived LB **Dana Batiste**.
- 5/1 — Signed DE **Mike Rosson**. Waived DE **Parnell McCall**.
- 5/4 — Signed TE **Greg Baty**. Announced the retirement of DE **Walter Harris**.
- 5/17 — Waived CB **Reggie Sutton**.
- 6/8 — Signed NT **Alfred Oglesby**.
- 7/16 — Signed DE **Steve Berg**, WR **Ricardo Cartwright**, K **Sam Flores**, P **Bret Holley**, and LB **Mike Peterson**. Waived K **Brian Lowe** and P **Vince Maza**.



DOLPHIN FACT

The only player for whom the Dolphins received trade value twice is QB **John Stofa**. Stofa, who joined Miami as a free agent in 1966, was traded on Dec. 26, 1967, to Cincinnati for first and second round draft choices in 1968. He re-joined the Dolphins as a free agent in 1969 and was traded on Nov. 23, 1971, to Denver for a seventh-round pick in 1972.

236

MIAMI 4, ATLANTA 1

- 1970 — Miami 20, at Atlanta 7
- 1974 — at Miami 42, Atlanta 7
- 1980 — Miami 20, at Atlanta 17
- 1983 — at Miami 31, Atlanta 24
- 1986 — Atlanta 20, at Miami 14

MIAMI 34, BUFFALO 13 (1 tie)

- 1966 — at Buffalo 58, Miami 24
- Buffalo 29, at Miami 0
- 1967 — at Buffalo 35, Miami 13
- at Miami 17, Buffalo 14
- 1968 — at Miami 14, Buffalo 14 (tie)
- Miami 21, at Buffalo 17
- 1969 — at Miami 24, Buffalo 6
- at Buffalo 28, Miami 3
- 1970 — Miami 33, at Buffalo 14
- at Miami 45, Buffalo 7
- 1971 — Miami 29, at Buffalo 14
- at Miami 34, Buffalo 0
- 1972 — at Miami 24, Buffalo 23
- Miami 30, at Buffalo 16
- 1973 — at Miami 27, Buffalo 6
- Miami 17, at Buffalo 0
- 1974 — Miami 24, at Buffalo 16
- at Miami 35, Buffalo 28
- 1975 — Miami 35, at Buffalo 30
- at Miami 31, Buffalo 21
- 1976 — Miami 30, at Buffalo 21
- at Miami 45, Buffalo 27
- 1977 — Miami 13, at Buffalo 0
- at Miami 31, Buffalo 14
- 1978 — at Miami 31, Buffalo 24
- Miami 25, at Buffalo 24
- 1979 — Miami 9, at Buffalo 7
- at Miami 17, Buffalo 7
- 1980 — at Buffalo 17, Miami 7
- at Miami 17, Buffalo 14
- 1981 — at Buffalo 31, Miami 21
- at Miami 16, Buffalo 6
- 1982 — Miami 9, at Buffalo 7
- at Miami 27, Buffalo 10
- 1983 — Miami 12, at Buffalo 0
- Buffalo 38, at Miami 35 (ot)
- 1984 — Miami 21, at Buffalo 17
- at Miami 38, Buffalo 7
- 1985 — Miami 23, at Buffalo 14
- at Miami 28, Buffalo 0
- 1986 — at Miami 27, Buffalo 14
- Miami 34, at Buffalo 24
- 1987 — Buffalo 34, at Miami 31 (ot)
- at Buffalo 27, Miami 0
- 1988 — at Buffalo 9, Miami 6
- Buffalo 31, at Miami 6
- 1989 — Buffalo 27, at Miami 24
- at Buffalo 31, Miami 17

MIAMI 4, CHICAGO 1

- 1971 — at Miami 34, Chicago 3
- 1975 — Miami 46, at Chicago 13
- 1979 — at Miami 31, Chicago 16
- 1985 — at Miami 38, Chicago 24
- 1988 — at Chicago 34, Miami 7

MIAMI 9, CINCINNATI 3

- 1968 — Miami 24, at Cincinnati 22
- Cincinnati 38, at Miami 21
- 1969 — at Cincinnati 27, Miami 21
- 1971 — Miami 23, at Cincinnati 13
- 1973 — *at Miami 34, Cincinnati 16
- 1974 — at Miami 24, Cincinnati 3
- 1977 — at Cincinnati 23, Miami 17
- 1978 — at Miami 21, Cincinnati 0
- 1980 — at Miami 17, Cincinnati 16
- 1983 — at Miami 38, Cincinnati 14
- 1987 — Miami 20, at Cincinnati 14
- 1989 — Miami 20, at Cincinnati 13

MIAMI 5, CLEVELAND 4

- 1970 — Cleveland 28, at Miami 0
- 1972 — *at Miami 20, Cleveland 14
- 1973 — Miami 17, at Cleveland 9

- 1976 — at Cleveland 17, Miami 13
- 1979 — at Cleveland 30, Miami 24 (ot)
- 1985 — *at Miami 24, Cleveland 21
- 1986 — at Cleveland 26, Miami 16
- 1988 — at Miami 38, Cleveland 31
- 1989 — at Miami 13, Cleveland 10 (ot)

MIAMI 5, DALLAS 2

- 1971 — ***Dallas 24, Miami 3
- 1973 — Miami 14, at Dallas 7
- 1978 — at Miami 23, Dallas 16
- 1981 — at Dallas 28, Miami 27
- 1984 — at Miami 28, Dallas 21
- 1987 — Miami 20, at Dallas 14
- 1989 — Miami 17, at Dallas 14

MIAMI 5, DENVER 2 (1 tie)

- 1966 — at Miami 24, Denver 7
- at Denver 17, Miami 7
- 1967 — at Miami 35, Denver 21
- 1968 — at Denver 21, Miami 14
- 1969 — at Miami 27, Denver 24
- 1971 — Miami 10, at Denver 10 (tie)
- 1975 — at Miami 14, Denver 13
- 1985 — Miami 30, at Denver 26

MIAMI 2, DETROIT 1

- 1973 — at Miami 34, Detroit 7
- 1979 — Miami 28, at Detroit 10
- 1985 — at Detroit 31, Miami 21

MIAMI 6, GREEN BAY 0

- 1971 — at Miami 27, Green Bay 6
- 1975 — Miami 31, at Green Bay 7
- 1979 — at Miami 27, Green Bay 7
- 1985 — Miami 34, at Green Bay 24
- 1988 — at Miami 24, Green Bay 17
- 1989 — at Miami 23, Green Bay 20

HOUSTON 11, MIAMI 10

- 1966 — Miami 20, at Houston 13
- at Miami 29, Houston 28
- 1967 — at Houston 17, Miami 14
- Houston 41, at Miami 10
- 1968 — Houston 24, at Miami 10
- Miami 24, at Houston 7
- 1969 — at Houston 22, Miami 10
- Houston 32, at Miami 7
- 1970 — Miami 20, at Houston 10
- 1972 — at Miami 34, Houston 13
- 1975 — at Houston 20, Miami 19
- 1977 — at Miami 27, Houston 7
- 1978 — at Houston 35, Miami 30
- *Houston 17, at Miami 9
- 1979 — Houston 9, at Miami 6
- 1981 — Miami 16, at Houston 10
- 1983 — Miami 24, at Houston 17
- 1984 — at Miami 28, Houston 10
- 1985 — at Houston 26, Miami 23
- 1986 — at Miami 28, Houston 7
- 1989 — at Houston 39, Miami 7

MIAMI 28, INDIANAPOLIS 13

- (formerly Baltimore)
- 1970 — at Baltimore 35, Miami 0
- at Miami 34, Baltimore 17
- 1971 — at Miami 17, Baltimore 14
- at Baltimore 14, Miami 3
- **at Miami 21, Baltimore 0
- 1972 — Miami 23, at Baltimore 0
- at Miami 16, Baltimore 0
- 1973 — at Miami 44, Baltimore 0
- at Baltimore 16, Miami 3
- 1974 — at Miami 17, Baltimore 7
- Miami 17, at Baltimore 16
- 1975 — Baltimore 33, at Miami 17
- at Baltimore 10, Miami 7 (ot)
- 1976 — at Baltimore 28, Miami 14
- Baltimore 17, at Miami 16
- 1977 — at Baltimore 45, Miami 28

237

- 1978 — at Miami 17, Baltimore 6
Miami 42, at Baltimore 0
at Miami 26, Baltimore 8
- 1979 — at Miami 19, Baltimore 0
Miami 28, at Baltimore 24
- 1980 — Baltimore 30, at Miami 17
Miami 24, at Baltimore 14
- 1981 — Miami 31, at Baltimore 28
at Miami 27, Baltimore 10
- 1982 — at Miami 24, Baltimore 20
Miami 34, at Baltimore 7
- 1983 — Miami 21, at Baltimore 7
at Miami 37, Baltimore 0
- 1984 — at Miami 44, Indianapolis 7
Miami 35, at Indianapolis 17
- 1985 — at Miami 30, Indianapolis 13
Miami 34, at Indianapolis 20
- 1986 — at Miami 30, Indianapolis 20
Miami 17, at Indianapolis 13
- 1987 — Miami 23, at Indianapolis 10
Indianapolis 40, at Miami 21
- 1988 — at Indianapolis 15, Miami 13
Indianapolis 31, at Miami 28
- 1989 — at Miami 19, Indianapolis 13
at Indianapolis 42, Miami 13

KANSAS CITY 9, MIAMI 7

- 1966 — at Kansas City 34, Miami 16
Kansas City 19, at Miami 18
- 1967 — Kansas City 24, at Miami 0
at Kansas City 41, Miami 0
- 1968 — Kansas City 48, at Miami 3
- 1969 — at Kansas City 17, Miami 10
- 1971 — *Miami 27, at Kansas City 24 (2 ot)
- 1972 — Miami 20, at Kansas City 10
- 1974 — at Miami 9, Kansas City 3
- 1976 — Kansas City 20, at Miami 17 (ot)
- 1981 — Miami 17, at Kansas City 7
- 1983 — at Miami 14, Kansas City 6
- 1985 — at Miami 31, Kansas City 0
- 1987 — at Miami 42, Kansas City 0
- 1989 — at Kansas City 26, Miami 21
Kansas City 27, at Miami 24

L.A. RAIDERS 15, MIAMI 4 (1 tie)

(formerly Oakland)

- 1966 — Oakland 23, at Miami 14
at Oakland 21, Miami 10
- 1967 — at Oakland 31, Miami 17
- 1968 — Oakland 47, at Miami 21
- 1969 — at Oakland 20, Miami 17
at Miami 20, Oakland 20 (tie)
- 1970 — at Miami 20, Oakland 13
*at Oakland 12, Miami 14
- 1973 — at Oakland 12, Miami 7
**at Miami 27, Oakland 10
- 1974 — *at Oakland 28, Miami 26
- 1975 — Oakland 31, at Miami 21
- 1978 — at Miami 23, Oakland 6
- 1979 — at Oakland 13, Miami 3
- 1980 — at Oakland 16, Miami 10
- 1981 — Oakland 33, at Miami 17
- 1983 — at L.A. Raiders 27, Miami 14
- 1984 — L.A. Raiders 45, at Miami 34
- 1986 — L.A. Raiders 30, at Miami 28
- 1988 — Miami 24, at L.A. Raiders 14

MIAMI 4, L.A. RAMS 1

- 1971 — Miami 20, at Los Angeles 14
- 1976 — Los Angeles 31, at Miami 28
- 1980 — Miami 35, at Los Angeles 14
- 1983 — at Miami 30, L.A. Rams 14
- 1986 — Miami 37, at L.A. Rams 31 (ot)

MIAMI 5, MINNESOTA 1

- 1972 — Miami 16, at Minnesota 14
- 1973 — ***Miami 24, Minnesota 7
- 1976 — Minnesota 29, at Miami 7
- 1979 — Miami 27, at Minnesota 12
- 1982 — at Miami 22, Minnesota 14
- 1988 — at Miami 24, Minnesota 7

MIAMI 27, NEW ENGLAND 21

(formerly Boston)

- 1966 — Boston 20, at Miami 14

- 1967 — at Boston 41, Miami 10
at Miami 41, Boston 32
- 1968 — Miami 34, at Boston 10
at Miami 38, Boston 7
- 1969 — Miami 17, at Boston 16
Boston 38, Miami 23 (at Tampa)
- 1970 — at Boston 27, Miami 14
at Miami 37, Boston 20
- 1971 — at Miami 41, New England 3
at New England 34, Miami 13
- 1972 — at Miami 52, New England 0
Miami 37, at New England 21
- 1973 — at Miami 44, New England 23
Miami 30, at New England 14
- 1974 — at New England 34, Miami 24
at Miami 34, New England 27
- 1975 — Miami 22, at New England 14
at Miami 20, New England 7
- 1976 — at New England 30, Miami 14
at Miami 10, New England 3
- 1977 — at Miami 17, New England 5
at New England 14, Miami 10
- 1978 — at New England 33, Miami 24
at Miami 23, New England 3
- 1979 — at New England 28, Miami 13
at Miami 39, New England 24
- 1980 — at New England 34, Miami 0
at Miami 16, New England 13 (ot)
- 1981 — Miami 30, at New England 27 (ot)
at Miami 24, New England 14
- 1982 — at New England 3, Miami 0
*at Miami 28, New England 13
- 1983 — at Miami 34, New England 24
at New England 17, Miami 6
- 1984 — at Miami 28, New England 7
Miami 44, at New England 24
- 1985 — at New England 17, Miami 13
at Miami 30, New England 27
**New England 31, at Miami 14
- 1986 — at New England 34, Miami 7
New England 34, at Miami 27
- 1987 — at New England 28, Miami 21
New England 24, at Miami 10
- 1988 — at New England 21, Miami 10
New England 6, at Miami 3
- 1989 — Miami 24, at New England 10
at Miami 31, New England 10

MIAMI 4, NEW ORLEANS 1

- 1970 — at Miami 21, New Orleans 10
- 1974 — Miami 21, at New Orleans 0
- 1980 — at Miami 21, New Orleans 16
- 1983 — at New Orleans 17, Miami 7
- 1986 — Miami 31, at New Orleans 27

MIAMI 1, N.Y. GIANTS 0

- 1972 — Miami 23, at N.Y. Giants 13

MIAMI 25, N.Y. JETS 23 (1 tie)

- 1966 — N.Y. Jets 19, at Miami 14
at N.Y. Jets 30, Miami 13
- 1967 — at N.Y. Jets 29, Miami 7
N.Y. Jets 33, at Miami 14
- 1968 — at N.Y. Jets 35, Miami 17
N.Y. Jets 31, at Miami 7
- 1969 — at N.Y. Jets 34, Miami 31
N.Y. Jets 27, at Miami 9
- 1970 — Miami 20, at N.Y. Jets 6
at Miami 16, N.Y. Jets 10
- 1971 — N.Y. Jets 14, at Miami 10
Miami 30, at N.Y. Jets 14
- 1972 — Miami 27, at N.Y. Jets 17
at Miami 28, N.Y. Jets 24
- 1973 — at Miami 31, N.Y. Jets 3
Miami 24, at N.Y. Jets 14
- 1974 — at Miami 21, N.Y. Jets 17
at N.Y. Jets 17, Miami 14
- 1975 — Miami 43, at N.Y. Jets 0
at Miami 27, N.Y. Jets 7
- 1976 — at Miami 16, N.Y. Jets 0
Miami 27, at N.Y. Jets 7
- 1977 — at Miami 21, N.Y. Jets 17
Miami 14, at N.Y. Jets 10
- 1978 — at N.Y. Jets 33, Miami 20
N.Y. Jets 24, at Miami 13
- 1979 — at N.Y. Jets 33, Miami 27
N.Y. Jets 27, at Miami 24
- 1980 — at N.Y. Jets 17, Miami 14
N.Y. Jets 24, at Miami 17

- 1981 — at Miami 28, N.Y. Jets 28 (tie)
at N.Y. Jets 16, Miami 15
- 1982 — Miami 45, at N.Y. Jets 28
at Miami 20, N.Y. Jets 19
**at Miami 14, N.Y. Jets 0
- 1983 — Miami 32, at N.Y. Jets 14
at Miami 34, N.Y. Jets 14
- 1984 — Miami 31, at N.Y. Jets 17
at Miami 28, N.Y. Jets 17
- 1985 — at N.Y. Jets 23, Miami 7
at Miami 21, N.Y. Jets 17
- 1986 — at N.Y. Jets 51, Miami 45 (ot)
at Miami 45, N.Y. Jets 3
- 1987 — at N.Y. Jets 37, Miami 31 (ot)
at Miami 37, N.Y. Jets 28
- 1988 — N.Y. Jets 44, at Miami 30
at N.Y. Jets 38, Miami 34
- 1989 — N.Y. Jets 40, at Miami 33
Miami 31, at N.Y. Jets 23

MIAMI 4, PHILADELPHIA 2

- 1970 — at Philadelphia 24, Miami 17
- 1975 — at Miami 24, Philadelphia 16
- 1978 — at Philadelphia 17, Miami 3
- 1981 — at Miami 13, Philadelphia 10
- 1984 — at Miami 24, Philadelphia 23
- 1987 — Miami 28, at Philadelphia 10

MIAMI 5, PHOENIX 0

(formerly St. Louis)

- 1972 — at Miami 31, St. Louis 10
- 1977 — Miami 55, at St. Louis 14
- 1978 — at Miami 24, St. Louis 10
- 1981 — Miami 20, at St. Louis 7
- 1984 — Miami 36, at St. Louis 28

MIAMI 8, PITTSBURGH 5

- 1971 — at Miami 24, Pittsburgh 21
- 1972 — **Miami 21, at Pittsburgh 17
- 1973 — at Miami 30, Pittsburgh 26
- 1976 — at Pittsburgh 14, Miami 3
- 1979 — *at Pittsburgh 34, Miami 14
- 1980 — at Pittsburgh 23, Miami 10
- 1981 — at Miami 30, Pittsburgh 10
- 1984 — Miami 31, at Pittsburgh 7
**at Miami 45, Pittsburgh 28
- 1985 — at Miami 24, Pittsburgh 20
- 1987 — at Miami 35, Pittsburgh 24
- 1988 — at Pittsburgh 40, Miami 24
- 1989 — Pittsburgh 34, at Miami 14

SAN DIEGO 9, MIAMI 6

- 1966 — at San Diego 44, Miami 10
- 1967 — at San Diego 24, Miami 0

- at Miami 41, San Diego 24
- 1968 — at San Diego 34, Miami 28
- 1969 — San Diego 21, at Miami 14
- 1972 — at Miami 24, San Diego 10
- 1974 — Miami 26, at San Diego 21
- 1977 — San Diego 14, at Miami 13
- 1978 — Miami 28, at San Diego 21
- 1980 — San Diego 27, at Miami 24 (ot)
- 1981 — *San Diego 41, at Miami 38 (ot)
- 1982 — *at Miami 34, San Diego 13
- 1984 — at San Diego 34, Miami 28 (ot)
- 1986 — at San Diego 50, Miami 28
- 1988 — at Miami 31, San Diego 28

MIAMI 4, SAN FRANCISCO 2

- 1973 — at Miami 21, San Francisco 13
- 1977 — Miami 19, at San Francisco 15
- 1980 — at Miami 17, San Francisco 13
- 1983 — Miami 20, at San Francisco 17
- 1984 — ***San Francisco 38, Miami 16
- 1986 — San Francisco 31, at Miami 16

MIAMI 3, SEATTLE 2

- 1977 — at Miami 31, Seattle 13
- 1979 — at Miami 19, Seattle 10
- 1983 — *Seattle 27, at Miami 20
- 1984 — *at Miami 31, Seattle 10
- 1987 — at Seattle 24, Miami 20

MIAMI 3, TAMPA BAY 1

- 1976 — Miami 23, at Tampa Bay 20
- 1982 — at Tampa Bay 23, Miami 17
- 1985 — at Miami 41, Tampa Bay 38
- 1988 — Miami 17, at Tampa Bay 14

MIAMI 5, WASHINGTON 2

- 1972 — ***Miami 14, Washington 7
- 1974 — at Washington 20, Miami 17
- 1978 — Miami 16, at Washington 0
- 1981 — at Miami 13, Washington 10
- 1982 — ***Washington 27, Miami 17
- 1984 — Miami 35, at Washington 17
- 1987 — at Miami 23, Washington 21

* AFC Playoff

** AFC Championship

***Super Bowl

DOLPHINS 12-0 VS. 3 CLUBS

The Miami Dolphins have built a perfect 12-0 regular-season record against three clubs in the National Football League through the 1989 season.

Those teams which never have beaten Miami are Green Bay (0-6), N.Y. Giants (0-1) and Phoenix (0-5). The Dolphins face the Giants and Cardinals during the 1990 season.

Eleven other NFL teams have beaten Miami only once in the regular season. Those teams are Atlanta (1-4), Chicago (1-4), Dallas (1-5), Detroit (1-2), L.A. Rams (1-4), Minnesota (1-4), New Orleans (1-4), San Francisco (1-4), Seattle (1-2), Tampa Bay (1-3) and Washington (1-4). The Dolphins are scheduled to play the Redskins and Seahawks in '90.

Miami set an NFL record with 20 consecutive wins over Buffalo from 1970 through 1979.

ALL-TIME DOLPHIN WON-LOST RECORDS

OPPONENT	W	L	T	PCT.	PTS.	OPP.	LAST MTG.
Atlanta	4	1	0	.800	127	75	1986
Buffalo	34	13	1	.719	1080	858	1989
Chicago	4	1	0	.800	156	90	1988
Cincinnati	9	3	0	.750	280	199	1989
Cleveland	5	4	0	.556	165	186	1989
Dallas	5	2	0	.714	132	124	1989
Denver	5	2	1	.688	161	139	1985
Detroit	2	1	0	.667	83	48	1985
Green Bay	6	0	0	1.000	166	81	1989
Houston	10	11	0	.476	395	404	1989
Indianapolis	28	13	0	.683	931	637	1989
Kansas City	7	9	0	.438	269	306	1989
L.A. Raiders	4	15	1	.225	367	461	1988
L.A. Rams	4	1	0	.800	150	104	1986
Minnesota	5	1	0	.833	120	83	1988
New England	27	21	0	.563	1095	946	1989
New Orleans	4	1	0	.800	101	70	1986
New York Giants	1	0	0	1.000	23	13	1972
New York Jets	25	23	1	.520	1157	1030	1989
Philadelphia	4	2	0	.667	109	100	1987
Phoenix	5	0	0	1.000	166	69	1984
Pittsburgh	8	5	0	.615	305	298	1989
San Diego	6	9	0	.400	369	406	1988
San Francisco	4	2	0	.667	109	127	1986
Seattle	3	2	0	.600	121	84	1987
Tampa Bay	3	1	0	.750	98	95	1988
Washington	5	2	0	.714	135	102	1987
TOTALS	227	145	4	.609	8,370	7,135	

(includes post-season games)

MIAMI IN PRESEASON

OPPONENT	W	L	T	PCT.	PTS.	OPP.	LAST MTG.
Atlanta	2	3	0	.400	94	89	1985
Buffalo	3	0	1	.875	99	72	1987
Chicago	2	4	1	.357	110	100	1989
Cincinnati	4	3	0	.571	120	117	1975
Cleveland	0	1	0	.000	10	17	1986
Dallas	1	2	0	.333	60	60	1983
Denver	3	3	0	.500	117	105	1988
Detroit	5	1	0	.833	149	124	1981
Green Bay	1	2	0	.333	41	34	1974
Houston	1	1	0	.500	20	32	1989
Indianapolis	2	2	0	.500	67	61	1984
Kansas City	1	1	1	.500	49	57	1982
L.A. Raiders	2	0	0	1.000	52	40	1985
L.A. Rams	1	1	0	.500	30	45	1974
Minnesota	7	9	0	.438	253	303	1988
New England	1	1	0	.500	30	19	1969
New Orleans	7	3	0	.700	208	130	1983
N.Y. Giants	4	0	0	1.000	98	50	1983
N.Y. Jets	0	1	0	.000	14	31	1966
Philadelphia	5	3	0	.625	139	105	1989
Phoenix	1	0	0	1.000	28	7	1978
Pittsburgh	1	0	0	1.000	16	10	1970
San Diego	0	2	0	.000	29	58	1967
San Francisco	2	0	1	.833	61	45	1988
Seattle	1	0	0	1.000	24	7	1980
Tampa Bay	5	1	0	.833	112	72	1986
Washington	4	4	0	.500	192	154	1989
TOTALS	66	48	4	.576	2,222	1,944	

1989 DOLPHINS PRESEASON STATISTICS

PRESEASON RESULTS (0-4)

DATE	OPPONENT	SCORE		ACTUAL ATTENDANCE
Aug. 14	CHICAGO	20-28	L	51,085
Aug. 19	Houston (Jacksonville)	10-26	L	56,712
Aug. 25	at Washington	21-35	L	51,438
Sept. 2	PHILADELPHIA	10-20	L	41,748

TEAM STATISTICS

	Dolphins	Opponents
TOTAL FIRST DOWNS	74	77
By Rushing	44	42
By Passing	16	32
By Penalty	4	3
Third Down: Made/Att.	19/49	25/52
Third Down Efficiency	39%	48%
Fourth Down: Made/Att.	2/6	1/1
TOTAL NET YARDS	1253	1299
Average Per Game	313	327
Total Plays	239	225
Average Per Play	5.2	5.8
NET YARDS RUSHING	244	690
Average Per Game	61	173
Total Rushes	74	145
Average Per Rush	3.3	4.8
NET YARDS PASSING	1009	609
Average Per Game	252	152
Tackled/Yards Lost	6/52	5/26
Gross Yards	1061	635
Attempts/Completions	159/88	95/57
Had Intercepted	8	3
PUNTS/AVERAGE	16/38.8	19/41.2
PENALTIES/YARDS	17/104	18/124
FUMBLES/BALL LOST	3/1	2/0
TOUCHDOWNS	8	14
By Rushing	1	5
By Passing	6	6
By Returns	1	3

Score By Quarters	1	2	3	4	OT	Total
DOLPHINS	7	13	6	35	-	61
OPPONENTS	14	44	24	27	-	109

RUSHING

	NO.	YDS.	AVG.	LG	TD
Logan	10	66	6.6	19	0
Stradford	20	58	2.9	9	1
Hampton	15	42	2.8	13	0
W.T. Brown	11	34	3.1	9	0
Davenport	9	18	2.0	6	0
A. Brown	1	12	12.0	12	0
Secules	2	8	4.0	5	0
Starr	5	5	1.0	6	0
Stoudt	1	1	1.0	1	0
DOLPHINS	74	244	3.3	19	1
OPPONENTS	145	690	4.8	28	5

PASSING

	ATT.	COMP.	YDS.	PCT.	TD	INT.	LG	SACK/ LOST	RATING
Stoudt	51	26	359	51.0	3	3	67	2/21	69.0
Secules	48	26	269	54.2	2	0	29	4/31	84.5
Marino	56	34	417	60.7	1	4	31	0/0	59.9
Pease	4	2	16	50.0	0	1	11	0/0	20.6
DOLPHINS	159	88	1061	55.4	6	8	67	6/52	67.6
OPPONENTS	95	57	635	60.0	6	3	33	5/26	87.8

RECEIVING

	NO.	YDS.	AVG.	LG	TD
T. Brown	11	82	7.5	15	0
A. Brown	10	182	18.2	67	1
Duper	9	110	12.2	26	0
Banks	8	119	14.9	25	0
Glover	8	110	13.8	23	0
White	6	48	8.0	13	1
Stradford	5	77	15.4	31	1
Edmunds	4	64	16.0	47	0
Schwedes	4	53	13.3	19	0
Jensen	4	35	8.8	12	0
Hardy	3	45	15.0	24	1
Kinchen	3	43	14.5	17	1
Davenport	3	25	8.3	10	0
Starr	3	16	5.3	8	0
Hampton	3	10	3.3	10	0
Holt	2	33	16.5	20	0
Logan	2	9	4.5	7	0
DOLPHINS	88	1061	12.1	67	6
OPPONENTS	57	635	11.1	33	6

INTERCEPTIONS

	NO.	YDS.	AVG.	LG	TD
Grant	1	5	5.0	5	0
Graf	1	0	0.0	0	0
Lankford	1	0	0.0	0	0
DOLPHINS	3	5	1.7	5	0
OPPONENTS	4	80	20.0	26	2

PUNTING

	NO.	YDS.	AVG.	TB	IN 20	LG	BLK
Roby	11	449	40.8	1	3	54	0
Royals	5	172	34.4	0	0	41	0
DOLPHINS	16	621	38.8	1	3	54	0
OPPONENTS	19	782	41.2	3	4	58	1

PUNT RETURNS

	NO.	FC	YDS.	AVG.	LG	TD
Stradford	4	2	39	9.8	34	0
Schwedes	2	1	32	16.0	30	0
Starr	1	0	13	13.0	13	0
DOLPHINS	7	3	84	12.0	34	0
OPPONENTS	8	4	56	7.0	12	0

KICKOFF RETURNS

	NO.	YDS.	AVG.	LG	TD
Logan	9	170	18.9	24	0
Hampton	8	153	19.1	24	0
Starr	2	36	18.0	19	0
White	1	13	13.0	13	0
DOLPHINS	20	372	18.6	24	0
OPPONENTS	11	287	26.1	94t	0

242

FIELD GOALS

	1-19	20-29	30-39	40-49	50+	TOTALS
Stoyanovich	0/0	1/1	0/1	1/4	0/0	2/6
DOLPHINS	0/0	1/1	0/1	1/4	0/0	2/6
OPPONENTS	0/0	1/1	2/2	1/2	0/0	4/5


SCORING

	TDR	TDP	TDRt	PAT	FG	POINTS
Stoyanovich	0	0	0	6/6	2/6	12
A. Brown	0	1	0	0/0	0/0	6
J.B. Brown	0	0	1	0/0	0/0	6
Glover	0	1	0	0/0	0/0	6
Hardy	0	1	0	0/0	0/0	6
Kinchen	0	1	0	0/0	0/0	6
Schwedes	0	1	0	0/0	0/0	6
Stradford	1	0	0	0/0	0/0	6
White	0	1	0	0/0	0/0	6
Revez	0	0	0	1/1	0/0	1
DOLPHINS	1	6	1	7/7	2/6	61
OPPONENTS	5	6	3	13/13	4/5	109

SACKS

Ahrens 2.0, Cross 2.0, Junior 1.0

DOLPHINS 5.0, OPPONENTS 6.0



DOLPHIN FACT

In 1989, Miami held the distinction of being one of the NFL's best teams on third down conversion percentage, both on offense and defense. Miami finished the '89 season converting 48.3 percent of its third downs (best in the NFL), while allowing opponents to convert only 34.5 on third down attempts (third in the NFL).

243

1989 DOLPHIN PRESEASON GAME SUMMARIES

PRESEASON GAME 1

CHICAGO 28, DOLPHINS 20
August 14, 1989

Joe Robbie Stadium
Miami, FL

The Dolphins, playing without starters John Offerdahl (did not report), Mark Brown (unsigned), Mark Clayton (did not report), Eric Kumerow (injured), Sammie Smith (unsigned) and John Bosa (injured), dropped their opening '89 preseason debut, 28-20, to the Chicago Bears at Joe Robbie Stadium. A crowd of 51,085 looked on as Chicago dominated the first half and jumped out to a 21-0 advantage as the initial half ended. The Bears opened the scoring by capitalizing on a Dan Marino (5-7-62-1 INT) interception which gave them possession on their own 38-yard-line. Bears starting QB Mike Tomczak proceeded to march his team down the field for the opening score. Chicago added 14 points in the second quarter as Tomczak threw his second TD pass of the night (28 yards to Dennis Gentry) and rookie RB Mark Green scored from two yards out and the Bears led 21-0 at the half. Miami finally got on the scoreboard in the third quarter as Cliff Stoudt, replacing Marino and Brent Pease (2-4-16-1 INT), rallied Miami for 13 points. Stoudt hit rookie free agent WR Andre Brown for 67 yards to move Miami to the Bears' 13-yard line and on the next play, he found Scott Schwedes in the endzone for the score. The snap on the extra point attempt was fumbled and no kick was attempted. Chicago RB Bryan Bero scored the fourth quarter's opening points with a five-yard run. However, Stoudt threw his second TD pass of the night (20 yards to Andre Brown) and recently acquired QB Scott Secules found FB Gerald White in the endzone from nine yards out as the Dolphins scored the game's last two TDs. Secules would hit on seven of 12 for 59 yards and a TD.

CHICAGO	7	14	0	7	-	28
MIAMI	0	0	6	14	-	20

C — Anderson, 11 pass from Tomczak (Butler kick)	6/67	1-	9:36
C — Gentry, 28 pass from Tomczak (Butler kick)	5/63	2-	1:32
C — Green, 2 run (Butler kick)	16/84	2-	13:52
M — Schwedes, 13 pass from Stoudt (kick failed)	2/80	3-	7:16
C — Bero, 5 run (Butler kick)	9/89	4-	1:23
M — A. Brown, 20 pass from Stoudt (Stoyanovich kick)	6/68	4-	4:59
M — White, 9 pass from Secules (Stoyanovich kick)	6/50	4-	8:30

ATT. — 51,085

First Downs/Total-Rush.-Pass.-Pen.	CHICAGO	MIAMI
Total Yards-Plays-Average	23-13-9-1	21-3-17-1
Rushes-Yards-Average	418-61-6.9	374-52-7.2
Net Yards Passing-Times Thrown-Yards Lost	38-197-5.2	14-69-4.9
Passes Attempted-Completed-Intercepted	221-0-0	305-1-9
Punts/Number-Average	23-16-1	37-24-2
Penalties/Number-Yards	4-41.3	3-28.0
Fumbles/Number-Lost	6-40	2-20
	1-0	0-0

INDIVIDUAL STATISTICS

RUSHING—Miami: Logan 3-25, A. Brown 1-12, Davenport 3-8, Stradford 3-8, T. Brown 2-6, Starr 1-6, Hampton 1-4.
Chicago: Taylor 5-39, Stewart 2-30, Green 10-30, Limbrick 3-23, Muster 3-17, Weygard 1-14, Bero 2-14, Suhey 3-11, Anderson 4-9, T. Sanders 1-8, McMahon 1-2, Harbaugh 1-2, B. Sanders 2-(-2).

PASSING—Miami: Marino 7-5-1, 62 yards, 0 TDs; Pease 4-2-1, 16 yards, 0 TDs; Stoudt 14-10-0, 177 yards, 2 TDs; Secules 12-7-0, 59 yards, 1 TD.
Chicago: Tomczak 8-7-0, 122 yards, 2 TDs, McMahon 6-4-0, 47 yards, 0 TDs; Harbaugh 8-5-0, 52 yards, 0 TDs; Snyder 1-0-1, 0 yards, 0 TDs.

RECEIVING—Miami: A. Brown 5-128, T. Brown 4-37, Banks 3-41, Schwedes 2-32, White 2-16, Edmunds 2-10, Holt 1-13, Stradford 1-12, Hampton 1-10, Duper 1-9, Starr 1-4, Logan 1-2.
Chicago: Thorton 3-45, Kozlowski 3-45, Stewart 3-26, Anderson 2-34, Gentry 1-28, Bosa 1-25, T. Sanders 1-9, Green 1-6, Muster 1-3.

PRESEASON GAME 2

HOUSTON 26, DOLPHINS 10
August 19, 1989

Gator Bowl
Jacksonville, FL

The Dolphins dropped their second preseason game of '89 as they fell 26-10 to the Houston Oilers in the Gator Bowl in Jacksonville, Fla. Miami fell to 0-2 in the preseason for only the fifth time (1972, 1983, 1986-87 and 1989) since Don Shula became head coach in 1970. Each of the four previous occasions Miami

244

rallied to finish with a .500 record. Following a first quarter interception by LB Dick Graf at the Dolphin 40-yard line, Miami marched 60 yards on 11 plays — with eight runs — and scored on a one-yard run by Troy Stradford. In the drive, Dan Marino (3-5-49) completed third down passes of eight yards to Fred Banks and 31 yards to Stradford to keep the drive moving. Houston tied the game on a 12-yard pass from Warren Moon to Ernest Givins. The Oiler scoring drive lasted 15 plays and consumed 9:52. Dolphins reserve QB Cliff Stoudt (5-13-59, INT) entered the game in the second quarter and completed his first pass to Darrell Edmunds for 47 yards to the Oiler 31-yard line. Miami could not move the ball following the long pass play and settled for a 48-yard field goal by Pete Stoyanovich. The Oilers, however, came back and took the halftime lead, 13-10, when Oilers QB Cody Carlson hit Leonard Harris with a 13-yard TD pass. Max Zendejas missed the extra point attempt wide left. The Oilers dominated the second half and out-scored Miami, 13-0. Houston extended its lead in the third quarter on a Zendejas 38-yard field goal and closed out the scoring in the fourth quarter on a 15-yard TD pass from Carlson to Rod Harris and a 41-yard FG by Jorge Cimadevilla.

HOUSTON	0	13	3	10	-	26
MIAMI	7	3	0	0	-	10

M — Stradford, 1 run (Stoyanovich kick)	11/60	1-10:04
— Givins, 12 pass from Moon (Zendejas kick)	15/78	2- 4:56
— FG Stoyanovich 48	5/47	2- 7:30
— L. Harris, 13 pass from Carlson (kick wide)	6/35	2-12:54
H — FG Zendejas 38	12/49	3-12:17
H — R. Harris, 15 pass from Carlson (Cimadevilla kick)	5/44	4- 3:10
H — FG Cimadevilla 41	7/16	4- 8:09

ATT — 56,712

	HOUSTON	MIAMI
First Downs/Total-Rush.-Pass.-Pen.	16-9-6-1	11-1-10-0
Total Yards-Plays-Average	296-45-6.6	200-56-3.6
Rushes-Yards-Average	40-159-4.0	20-29-1.5
Net Yards Passing-Times Thrown-Yards Lost	129-1-8	171-1-9
Passes Attempted-Completed-Intercepted	24-11-1	35-16-1
Punts/Number-Average	5-46.2	5-34.5
Penalties/Number-Yards	7-49	5-33
Fumbles/Number-Lost	0-0	1-0

INDIVIDUAL STATISTICS

RUSHING — Miami: Stradford 5-11, Hampton 5-8, Secules 1-5, Davenport 3-4, Logan 1-1, Stoudt 1-1, Starr 4-(-3).
Houston: White 8-37, Emery 10-36, Avery 6-34, Pinkett 6-19, Byrum 4-15, Moon 1-10, Highsmith 2-7, Johnson 2-3, Hartlieb 1-(-3).

PASSING — Miami: Marino 5-3-0, 49 yards, 0 TDs; Stoudt 13-5-1, 59 yards, 0 TDs; Secules 17-8-0, 72 yards, 0 TDs.
Houston: Moon 8-5-1, 67 yards, 1 TD; Carlson 15-6-0, 70 yards, 2 TDs; Hartlieb 1-0-0, 0 yards, 0 TDs.

RECEIVING—Miami: A. Brown 3-9, Glover 2-22, Starr 2-12, T. Brown 2-11, Edmunds 1-47, Stradford 1-31, Holt 1-20, Davenport 1-10, G. White 1-9, Banks 1-8, Hampton 1-1.
Houston: Givins 3-38, Duncan 2-38, L. Harris 2-23, R. Harris 1-15, Pinkett 1-12, Emery 1-6, White 1-5.

PRESEASON GAME 3

WASHINGTON 35, DOLPHINS 21
August 25, 1989

RFK Stadium
Washington, D.C.

The Dolphins fell to 0-3 in the preseason for the first time in 21 years as the team dropped a 35-21 decision to the Washington Redskins before a crowd of 1,438 at RFK Stadium. Washington's 35 points were the most allowed by a Dolphin team in the preseason since Aug. 2, 1969, when Miami fell 45-10 to the Minnesota Vikings. The Redskins jumped out to a 14-0 lead on a pair of short scoring runs. Washington opened the scoring on its first possession, driving 75 yards in 10 plays and scored on a nine-yard run by Gerald Riggs. Riggs was the workhorse in the drive, carrying the ball seven times for 43 yards. On Washington's next scoring drive — which consumed 80 yards and 7:56 of playing time — RB Willard Reaves ran two-yards for the score. The Dolphins finally got on the board late in the second quarter when, on a fourth-and-one play from Washington's six yard line, Dan Marino found Bruce Hardy open in the endzone. However, Washington scored again before halftime as QB Mark Rypien hooked up on an eight-yard scoring toss to Earnest Byner. The Redskins scored the only points of the third quarter on Reaves' second TD of the game — again from two yards out — and Washington opened a 28-7 lead. Miami came back and out-scored Washington, 14-7, in the final period. The Dolphins scored the initial points of the quarter on a 13-yard scoring toss from Cliff Stoudt to rookie WR Leval Glover. In the drive, Stoudt completed five of seven pass attempts for 59 yards and RB Marc Logan ran four times for 31 yards. Miami then closed to within seven points (28-21) when a pair of rookies — Louis Oliver and J.B. Brown — combined for a score as Oliver blocked Washington punter Rich Tuten's punt

245

and Brown picked up the ball and returned it six yards for a score. However, all hopes for a Miami comeback were dashed on the ensuing kickoff when Jo Howard returned a Pete Stoyanovich kick 94 yards for a game clinching score. The Dolphins had one last chance to score when Scott Secules drove Miami to Washington's four yard line with 1:53 left before fumbling into the endzone to end the drive.

MIAMI	0	7	0	14	-	21
WASHINGTON	7	14	7	7	-	35

W - Riggs, 9 run (Lohmiller kick) 10/75 1- 7:35
W - Reaves, 2 run (Lohmiller kick) 13/80 2- 6:37
M - Hardy, 6 pass from Marino (Revez kick) 12/68 2-12:11
W - Byner, 8 pass from Rypien (Lohmiller kick) 7/65 2-14:00
W - Reaves, 2 run (Lohmiller kick) 10/69 3-10:00
M - Glover, 13 pass from Stoudt (Stoyanovich kick) 10/80 4- 8:02
M - J.B. Brown, 6 blocked punt return (Stoyanovich kick) 4-10:12
W - Howard, 94 kickoff return (Lohmiller kick) 4-10:27

ATT - 51,438

First Downs/Total-Rush.-Pass.-Pen.	MIAMI 20-5-14-1	WASHINGTON 24-11-12-1
Total Yards-Plays-Average	379-59-6.4	373-63-5.9
Rushes-Yards-Average	17-79-4.6	37-183-4.9
Net Yards Passing-Times Thrown-Yards Lost	300-0-0	190-1-1
Passes Attempted-Completed-Intercepted	42-24-1	25-20-0
Punts/Number-Average	3-41.1	2-17.5
Penalties/Number-Yards	6-33	2-10
Fumbles/Number-Lost	1-1	1-0

INDIVIDUAL STATISTICS

RUSHING - Miami: Logan 5-36, Stradford 9-36, Hampton 2-4, Secules 1-3. Washington: Morris 10-69, Reaves 14-46, Riggs 7-43, Humphries 2-17, Mickles 3-9, Kenney 1-(-1).
PASSING - Miami: Marino 20-11-1, 126 yards, 1 TD; Stoudt 16-9-0, 102 yards, 1 TD; Secules 6-4-0, 66 yards, 0 TDs. Washington: Rypien 16-13-1, 117 yards, 1 TD; Humphries 8-6-0, 70 yards, 0 TDs; Kenney 1-1-0, 8 yards, 0 TDs.
RECEIVING - Miami: Glover 5-70, Duper 3-41, A. Brown 2-45, Kinchen 2-29, Hardy 2-21, T. Brown 2-18, Jensen 2-16, Banks 1-25, White 1-13, Stradford 1-9, Logan 1-7, Edmunds 1-7, Hampton 1-(-1). Washington: Sanders 5-56, Byner 4-38, Clark 2-33, Darrington 2-18, Morr 2-16, McEwen 1-21, Mickles 1-8, Orr 1-5, Hary 1-4, Morris 1-(-4).

PRESEASON GAME 4

PHILADELPHIA 20, DOLPHINS 10 Joe Robbie Stadium
September 2, 1989 Miami, FL

The Philadelphia Eagles returned two interceptions for touchdowns and sacked Dolphin quarterbacks four times enroute to a 20-10 victory in the final preseason contest for both clubs. The game was a defensive battle as Miami allowed only 220 total net yards (151 rush, 89 pass) and racked up three sacks, while Philadelphia intercepted four passes and recorded four sacks. The Eagles' 220-yards were the fewest allowed by Dolphin regulars (not including the replacement games of '87) since 11/20/83 when Miami held the Baltimore Colts to 153 total yards (89 rush, 58 pass). A crowd of 41,748 at Joe Robbie stadium looked on as the Dolphins finished the preseason with an 0-4 record, Miami's first winless preseason since the club's first season in 1966. The loss also marked the first time in Don Shula's 26-year tenure as an NFL head coach that one of his clubs have gone winless in the preseason - that includes his time with both the Baltimore Colts (1963-69) and the Dolphins (1970-89). In the contest, the score was tied 3-3 at the half on a 24-yard field goal by Miami rookie kicker Pete Stoyanovich and a 33-yarder by Luis Zendejas. The halftime tie was the first time in the '89 preseason that the Dolphins have either tied or led at the half. Philadelphia took the lead in the third quarter on a pair of defensive touchdowns. First, Eagles DE Jerome Brown picked off a Cliff Stoudt screen pass on the Miami 19-yard line and returned the ball for a TD. Later in the quarter LB Seth Joyner also intercepted a Stoudt aerial and returned the ball 43 yards for the score and a 17-3 lead. In the fourth quarter Zendejas booted a 20-yard field goal before Scott Secules threw a 14-yard scoring toss to TE Brian Kinchen to close the scoring. In the drive, Secules hit on six of eight pass attempts for 63 yards. Dan Marino (15-24-180, 2 INTs) played the first half and was relieved by Stoudt (2-8-15, 2 INTs) and Secules (7-13-72, 1 TD).

PHILADELPHIA	0	3	14	3	-	20
MIAMI	0	3	0	7	-	10

M - FG Stoyanovich 24 14/78 2- 5:28
P - FG Zendejas 33 8/65 2-14:15
P - J. Brown, 19 interception return (Zendejas kick) 3- 2:46

246

- Joyner, 43 interception return (Zendejas kick) 3- 7:59
- FG Zendejas 20 10/44 4- 7:56
- Kinchen, 14 pass from Secules (Stoyanovich kick) 10/67 4-13:48

ATT - 41,748

First Downs/Total-Rush.-Pass.-Pen.	MIAMI 22-5-15-2	PHILADELPHIA 14-9-5-0
Total Yards-Plays-Average	300-72-4.2	220-56-3.9
Rushes-Yards-Average	23-67-2.9	30-151-5.0
Net Yards Passing-Times Thrown-Yards Lost	233-4-34	69-3-13
Passes Attempted-Completed-Intercepted	45-24-4	23-10-0
Punts/Number-Average	5-48.2	8-43.9
Penalties/Number-Yards	4-18	3-25
Fumbles/Number-Lost	1-0	1-0

INDIVIDUAL STATISTICS

RUSHING - Miami: T. Brown 9-28, Hampton 7-26, Davenport 3-6, Logan 1-4, Stradford 3-3. Philadelphia: Higgs 8-57, Toney 11-46, Byars 6-25, Cunningham 4-21, Williams 1-2.
PASSING - Miami: Marino 24-15-2, 180 yards, 0 TDs; Stoudt 8-2-2, 15 yards, 0 TDs; Secules 13-7-0, 72 yards, 1 TD. Philadelphia: Cunningham 23-10-0, 82 yards, 0 TDs.
RECEIVING - Miami: Duper 5-60, Banks 3-45, T. Brown 3-16, Stradford 2-25, Schwedes 2-21, Jensen 2-19, Davenport 2-15, White 2-10, Hardy 1-24, Glover 1-18, Kinchen 1-14. Philadelphia: Jackson 3-16, Higgs 2-14, Toney 2-1, Carter 1-33, Byars 1-11, Quick 1-7.

1990 KEY DATES

July 16 Passing Game Camp (Rookies and Selected Veterans Report)
July 19 Rookie and Selected Veteran Linemen Report
July 23 Veteran Passing Game Camp
July 26 Veteran Linemen Report
August 1-4 Training with Tampa Bay Buccaneers: Tampa, FL
August 4 Hall of Fame Induction Ceremonies
August 10-12 First Preseason Weekend
September 9-10 Opening Weekend of 1990 Regular Season
December 31 Regular Season Closes
January 6 AFC and NFC First-Round Playoff Games
January 12-13 AFC and NFC Divisional Playoff Games
January 20 AFC and NFC Championship Games
January 27 Super Bowl XXV; Tampa Stadium
Tampa, Florida
February 3 AFC-NFC Pro Bowl; Honolulu, Hawaii



DOLPHIN FACT

The Dolphins and N.Y. Giants have battled only once in the history of both teams with Miami winning the game, 23-13 on Dec. 10, 1972. The two teams were scheduled to play in 1987, but the game was canceled due to the players' strike. The Dolphins and Giants are scheduled to meet in 1990 on Sept. 23 at Giants Stadium. The only other NFL teams to have battled on only one occasion are the Kansas City Chiefs and Philadelphia Eagles. The two teams met in 1972 with Philadelphia winning the contest, 21-20. The teams are not scheduled to meet in 1990.

247

ALL-TIME PRESEASON RESULTS

1966 (0-4)

DATE	SITE	ATT.	SCORE
8/6	at San Diego	25,712	San Diego 38, Miami 10
8/12	at Miami	36,366	Kansas City 33, Miami 0
8/20	at Jacksonville	11,000	N.Y. Jets 31, Miami 14
8/24	at Memphis	18,442	Denver 28, Miami 16

1967 (2-3)

DATE	SITE	ATT.	SCORE
7/29	at Akron	7,000	Miami 19, Denver 2
8/5	at Memphis	21,200	Miami 10, Buffalo 7
8/12	at Miami	35,871	San Diego 20, Miami 19
8/19	at Miami	50,822	Atlanta 27, Miami 17
9/2	at Charleston	11,214	New Orleans 20, Miami 17

1968 (2-2-1)

DATE	SITE	ATT.	SCORE
8/11	at Rochester	12,000	Miami 28, Buffalo 28
8/17	at Miami	41,909	Miami 23, Philadelphia 7
8/23	at Jacksonville	15,003	Boston 19, Miami 17
8/31	at Miami	63,202	Baltimore 22, Miami 13
9/7	at Miami	31,014	Miami 19, Atlanta 13

1969 (1-5)

DATE	SITE	ATT.	SCORE
8/2	at Tampa	32,932	Minnesota 45, Miami 10
8/9	at Miami	49,592	Chicago 16, Miami 10
8/16	at Miami	31,663	Philadelphia 14, Miami 10
8/23	at Cincinnati	24,127	Cincinnati 28, Miami 21
8/30	at Miami	52,680	Baltimore 23, Miami 10
9/6	at Birmingham	10,700	Miami 13, Boston 0

1970 (4-2)

DATE	SITE	ATT.	SCORE
8/8	at Jacksonville	11,800	Miami 16, Pittsburgh 10
8/15	at Miami	56,739	Miami 20, Cincinnati 10
8/22	at Miami	52,812	Miami 17, San Francisco 7
8/29	at Miami	73,533	Miami 20, Baltimore 13
9/5	at Tampa	32,601	Washington 26, Miami 21
9/12	at Miami	43,714	Atlanta 20, Miami 17

1971 (2-3-1)

DATE	SITE	ATT.	SCORE
8/7	at Miami	64,005	Cincinnati 27, Miami 10
8/13	at Miami	57,008	Miami 17, San Francisco 17
8/21	at Milwaukee	46,464	Green Bay 10, Miami 7
8/28	at Miami	59,567	Miami 28, Detroit 24
9/4	at Miami	57,173	Miami 27, Washington 10
9/11	at Minnesota	45,880	Minnesota 24, Miami 0

1972 (3-3)

DATE	SITE	ATT.	SCORE
8/5	at Detroit	53,194	Detroit 31, Miami 23
8/12	at Miami	73,525	Green Bay 14, Miami 13
8/19	at Cincinnati	55,808	Miami 35, Cincinnati 17
8/25	at Miami	73,470	Miami 24, Atlanta 10
8/31	at Washington	52,098	Washington 27, Miami 24
9/10	at Miami	75,826	Miami 21, Minnesota 19

1973 (4-2-1)

DATE	SITE	ATT.	SCORE
7/27	at Chicago	54,103	Miami 14, College All-Stars 3
8/4	at Miami	78,091	Miami 14, Cincinnati 13
8/11	at Miami	78,112	Miami 14, New Orleans 13
8/18	at Miami	78,590	Miami 9, Chicago 9
8/24	at Miami	78,618	Miami 17, Los Angeles 14

248

8/31	at Minnesota	45,894	Minnesota 20, Miami 17
9/6	at Dallas	58,656	Dallas 26, Miami 23

1974 (4-2)

DATE	SITE	ATT.	SCORE
8/2	at Cincinnati	37,925	Cincinnati 19, Miami 13
8/10	at Miami	55,073	Miami 45, New Orleans 20
8/19	at Miami	67,963	Miami 21, Minnesota 9
8/24	at Los Angeles	64,663	Los Angeles 31, Miami 13
8/30	at Miami	70,406	Miami 21, Green Bay 10
9/7	at Chicago	55,093	Miami 30, Chicago 7

1975 (5-1)

DATE	SITE	ATT.	SCORE
8/9	at Miami	55,567	Miami 7, Cincinnati 3
8/16	at Miami	52,923	Miami 20, Detroit 14
8/23	at New Orleans	59,646	Miami 20, New Orleans 10
9/1	at Minnesota	47,544	Minnesota 20, Miami 7
9/6	at Miami	51,861	Miami 21, Chicago 10
9/13	at Miami	52,835	Miami 31, N.Y. Giants 13

1976 (6-0)

DATE	SITE	ATT.	SCORE
7/31	at Miami	50,469	Miami 16, Minnesota 3
8/8	at Detroit	53,036	Miami 30, Detroit 21
8/14	at Miami	51,869	Miami 24, Philadelphia 16
8/21	at Tampa Bay	67,466	Miami 28, Tampa Bay 21
8/28	at Houston	43,146	Miami 10, Houston 6
9/4	at New Orleans	63,950	Miami 20, New Orleans 7

1977 (4-2)

DATE	SITE	ATT.	SCORE
8/6	at Tampa Bay	62,056	Miami 13, Tampa Bay 7
8/13	at Miami	43,282	Miami 27, Washington 15
8/20	at Dallas	57,482	Miami 20, Dallas 14
8/26	at Minnesota	47,678	Minnesota 33, Miami 7
9/3	at Miami	38,235	New Orleans 17, Miami 10
9/11	at N.Y. Giants	51,561	Miami 27, N.Y. Giants 21

1978 (4-1)

DATE	SITE	ATT.	SCORE
7/29	at Canton	18,355	Philadelphia 17, Miami 3
8/5	at Miami	45,068	Miami 28, St. Louis 7
8/12	at New Orleans	53,602	Miami 31, New Orleans 17
8/18	at Miami	52,851	Miami 30, Minnesota 22
8/25	at Tampa Bay	70,321	Miami 24, Tampa Bay 20

1979 (4-0)

DATE	SITE	ATT.	SCORE
8/3	at Miami	46,130	Miami 14, New Orleans 7
8/11	at Tampa Bay	70,631	Miami 13, Tampa Bay 7
8/18	at Minnesota	47,696	Miami 21, Minnesota 10
8/24	at Miami	47,951	Miami 14, Philadelphia 13

1980 (3-1)

DATE	SITE	ATT.	SCORE
8/10	at Miami	41,345	Miami 17, Detroit 7
8/18	at Seattle	63,757	Miami 24, Seattle 7
8/23	at Miami	41,986	Minnesota 17, Miami 10
8/29	at New Orleans	51,473	Miami 20, New Orleans 0

1981 (4-0)

DATE	SITE	ATT.	SCORE
8/8	at Minnesota	47,596	Miami 20, Minnesota 6
8/15	at Miami	41,502	Miami 24, Denver 14
8/22	at Detroit	54,676	Miami 31, Detroit 27
8/28	at Miami	41,290	Miami 31, Kansas City 7

1982 (2-1-1)

DATE	SITE	ATT.	SCORE
8/14	at Miami	45,681	Miami 24, Washington 7
8/21	at Denver	74,465	Denver 17, Miami 14
8/28	at Kansas City	42,403	Miami 17, Kansas City 17 (OT)

249

9/3 at Miami 46,257 Miami 16, N.Y. Giants 13

1983 (2-2)

DATE	SITE	ATT.	SCORE
8/6	at Dallas	46,826	Dallas 20, Miami 17
8/13	at Miami	38,735	New Orleans 19, Miami 17
8/19	at Washington	54,750	Miami 38, Washington 7
8/26	at N.Y. Giants	58,732	Miami 24, N.Y. Giants 3

1984 (3-1)

DATE	SITE	ATT.	SCORE
8/4	at Miami	37,559	Miami 24, Indianapolis 3
8/11	at Minnesota	54,003	Miami 27, Minnesota 7
8/19	at L.A. Raiders	40,099	Miami 29, L.A. Raiders 23
8/24	at Tampa Bay	53,023	Tampa Bay 14, Miami 13

1985 (2-2)

DATE	SITE	ATT.	SCORE
8/10	at Miami	41,129	Minnesota 16, Miami 13 (OT)
8/17	at Miami	37,557	Miami 27, Buffalo 17
8/24	at L.A. Raiders	45,733	Miami 23, L.A. Raiders 17
8/30	at Atlanta	32,768	Atlanta 19, Miami 17

1986 (2-2)

DATE	SITE	ATT.	SCORE
8/9	at Minnesota	52,865	Minnesota 30, Miami 16
8/15	at Miami	50,815	Cleveland 17, Miami 10
8/23	at Philadelphia	51,635	Miami 20, Philadelphia 15
8/29	at Miami	45,766	Miami 21, Tampa Bay 3

1987 (2-2)

DATE	SITE	ATT.	SCORE
8/16	at Miami	63,451	Chicago 10, Miami 3
8/24	at Denver	74,288	Denver 31, Miami 28
8/29	at Philadelphia	38,728	Miami 35, Philadelphia 3
9/4	at Miami	66,236	Miami 34, Buffalo 20

1988 (2-3)

DATE	SITE	ATT.	SCORE
7/31	at London	70,535	Miami 27, San Francisco 21
8/6	at Chicago	60,386	Chicago 20, Miami 17
8/13	at Miami	51,270	Washington 27, Miami 10
8/19	at Miami	49,795	Miami 16, Denver 13 (OT)
8/26	at Minnesota	51,463	Minnesota 24, Miami 17

1989 (0-4)

DATE	SITE	ATT.	SCORE
8/14	at Miami	51,085	Chicago 28, Miami 20
8/19	at Jacksonville	56,712	Houston 26, Miami 10
8/25	at Washington	51,438	Washington 35, Miami 21
9/2	at Miami	41,748	Philadelphia 20, Miami 10

THE ORANGE BOWL

The 1986 season marked the end of an era for the Miami Dolphins as the team played its final season in the Orange Bowl. In 21 years, the Dolphins posted a 110-38-3 (.738) regular-season record.

In the playoffs, Miami was 10-4 at the 75,206-seat Orange Bowl, giving the team a 120-43-3 (.736) mark at the OB in all games.

Miami played in the Orange Bowl from the team's initial season in 1966 through the 1986 campaign. From 1966 to 1969, the Orange Bowl had a grass playing field. The playing surface was changed to Poly-Turf in 1970, was replaced in 1972 and finally removed in March, 1976, so that Prescription Athletic Turf could be installed.

The Orange Bowl has been the site of many great sporting events, including five Super Bowls, the annual Orange Bowl Classic and championship boxing matches.

YEAR-BY-YEAR SCORES

● local TV blackout lifted

1966: Won 3, Lost 11 Head Coach: George Wilson
Fourth (tied) - Eastern Division

			PAID	ANNOUNCE
9/2	OAKLAND L	14-23	25,188	26,776
9/9	NEW YORK JETS L	14-19	33,650	34,402
9/18	at Buffalo L	24-58	37,176	37,546
10/2	at San Diego L	10-44	26,451	26,444
10/9	at Oakland L	10-21	28,863	30,787
10/16	DENVER W	24-7	22,191	23,393
10/23	at Houston W	20-13	21,999	23,173
11/6	BUFFALO L	0-29	36,685	37,177
11/13	at Kansas City L	16-34	33,733	34,063
11/20	at New York Jets . . . L	13-30	57,092	58,664
11/27	BOSTON L	14-20	22,480	22,754
12/4	at Denver L	7-17	32,116	32,592
12/11	KANSAS CITY L	18-19	19,387	17,881
12/18	HOUSTON W	29-28	19,274	20,045
			416,285	425,697

1967: Won 4, Lost 10 Head Coach: George Wilson
Third (tied) - Eastern Division

			PAID	ANNOUNCE
9/17	DENVER W	35-21	29,072	29,381
9/24	KANSAS CITY L	0-24	33,280	36,272
10/1	at New York Jets . . . L	7-29	59,433	61,240
10/8	at Kansas City L	0-41	42,920	45,291
10/15	at Boston L	10-41	17,859	23,955
10/22	NEW YORK JETS L	14-33	28,392	30,049
11/5	at Buffalo L	13-35	30,950	31,622
11/12	at San Diego L	0-24	32,395	34,761
11/19	at Oakland L	17-31	33,753	37,295
11/26	BUFFALO W	17-14	24,357	27,050
12/3	at Houston L	14-17	21,865	20,979
12/10	SAN DIEGO W	41-24	23,032	23,007
12/17	BOSTON W	41-32	22,079	25,969
12/23	HOUSTON L	10-41	29,628	31,121
			429,015	457,992

1968: Won 5, Lost 8, Tied 1 Head Coach: George Wilson
Third - Eastern Division

			PAID	ANNOUNCE
9/14	HOUSTON L	10-24	38,097	40,067
9/21	OAKLAND L	21-47	28,751	30,021
9/28	KANSAS CITY L	3-48	27,732	28,501
10/6	at Houston W	24-7	35,424	36,109
10/12	BUFFALO T	14-14	28,653	28,559
10/20	at Cincinnati W	24-22	25,076	25,936
10/27	at Denver L	14-21	43,411	44,115
11/3	at San Diego L	28-34	31,686	37,281
11/10	at Buffalo W	21-17	28,399	28,759
11/17	CINCINNATI L	21-38	30,304	31,747
11/24	at Boston W	34-10	13,646	18,305
12/1	at New York Jets . . . L	17-35	60,207	61,766
12/8	BOSTON W	38-7	24,902	24,242
12/15	NEW YORK JETS L	7-31	31,302	32,843
			447,590	468,251

1969: Won 3, Lost 10, Tied 1 Head Coach: George Wilson
Fifth - Eastern Division

			PAID	ANNOUNCE
9/14	at Cincinnati L	21-27	24,487	25,335
9/20	at Oakland L	17-20	48,477	50,277
9/28	at Houston L	10-22	40,387	41,086
10/4	OAKLAND T	20-20	32,668	35,614
10/11	SAN DIEGO L	14-21	33,073	34,585
10/19	at Kansas City L	10-17	47,038	49,809

10/26	BUFFALO	W	24-6	39,194	39,837
11/2	at New York Jets	L	31-34	60,793	61,761
11/9	at Boston	W	17-16	10,665	8,374
11/16	at Buffalo	L	3-28	32,344	32,868
11/23	HOUSTON	L	7-32	27,114	27,218
11/30	Boston (at Tampa)	L	23-38	27,179	32,121
12/7	DENVER	W	27-24	24,972	25,332
12/14	NEW YORK JETS	L	9-27	42,148	48,108
				490,539	512,325

1970: Won 10, Lost 4 Head Coach: Don Shula
Second - Eastern Division

				PAID	ANNOUNCE
9/20	at Boston	L	14-27	27,265	32,607
9/27	at Houston	W	20-10	38,779	39,840
10/3	OAKLAND	W	20-13	54,412	57,140
10/10	at New York Jets	W	20-6	61,801	62,712
10/18	at Buffalo	W	33-14	40,820	41,312
10/25	CLEVELAND	L	0-28	70,872	75,313
11/1	at Baltimore	L	0-35	59,305	60,240
11/8	at Philadelphia	L	17-24	53,149	58,171
11/15	NEW ORLEANS	W	21-10	41,557	42,866
11/22	BALTIMORE	W	34-17	63,362	67,699
11/30	at Atlanta	W	20-7	53,303	54,036
12/6	BOSTON	W	37-20	46,370	51,034
12/13	NEW YORK JETS	W	16-10	71,892	75,099
12/20	BUFFALO	W	45-7	64,957	70,990
				747,844	789,059
AMERICAN CONFERENCE PLAYOFF					
12/27	at Oakland	L	14-21	52,594	54,401

1971: Won 10, Lost 3, Tied 1 Head Coach: Don Shula
First - Eastern Division

				PAID	ANNOUNCE
9/19	at Denver	T	10-10	50,499	51,228
9/26	at Buffalo	W	29-14	44,626	45,139
10/3	NEW YORK JETS	L	10-14	67,161	66,025
10/10	at Cincinnati	W	23-13	59,090	60,099
10/17	NEW ENGLAND	W	41-3	56,222	54,566
10/24	at New York Jets	W	30-14	61,170	62,130
10/31	at Los Angeles	W	20-14	68,386	72,903
11/7	BUFFALO	W	34-0	57,748	52,404
11/14	PITTSBURGH	W	24-21	63,178	61,167
11/21	BALTIMORE	W	17-14	73,063	72,043
11/29	CHICAGO	W	34-3	73,071	75,061
12/5	at New England	L	13-34	60,110	61,457
12/11	at Baltimore	L	3-14	59,293	60,238
12/19	GREEN BAY	W	27-6	74,215	73,122
				867,832	867,582
AMERICAN CONFERENCE PLAYOFF					
12/25	at Kansas City (2 OT)	W	27-24	50,374	45,822
AMERICAN CONFERENCE CHAMPIONSHIP					
1/2	BALTIMORE	W	21-0	78,629	78,939
SUPER BOWL VI AT NEW ORLEANS					
1/16	Dallas	L	3-24	81,023	80,591

1972: Won, 14, Lost 0 Head Coach: Don Shula
First - Eastern Division

				PAID	ANNOUNCE
9/17	at Kansas City	W	20-10	78,736	79,829
9/24	HOUSTON	W	34-13	75,069	71,285
10/1	at Minnesota	W	16-14	45,766	47,900
10/8	at New York Jets	W	27-17	61,720	63,841
10/15	SAN DIEGO	W	24-10	78,212	77,596
10/22	BUFFALO	W	24-23	78,175	75,185
10/29	at Baltimore	W	23-0	59,303	60,000
11/5	at Buffalo	W	30-16	45,659	46,206
11/12	NEW ENGLAND	W	52-0	78,148	75,528
11/19	NEW YORK JETS	W	28-24	78,166	78,914
11/27	ST. LOUIS	W	31-10	78,190	76,801
12/3	at New England	W	37-21	60,144	60,999
12/10	at New York Giants	W	23-13	62,728	62,728
12/16	BALTIMORE	W	16-0	78,202	76,696
				958,218	953,508

AMERICAN CONFERENCE PLAYOFF					
12/24	CLEVELAND	W	20-14	78,916	78,196
AMERICAN CONFERENCE CHAMPIONSHIP					
12/31	at Pittsburgh	W	21-17	50,845	50,350
SUPER BOWL VII AT LOS ANGELES					
1/14	Washington	W	14-7	90,182	85,462

1973: Won 12, Lost 2 Head Coach: Don Shula
First - Eastern Division

				PAID	ANNOUNCE
9/16	● SAN FRANCISCO	W	21-13	78,768	68,275
9/23	at Oakland	L	7-12	74,044	74,121
9/30	● NEW ENGLAND	W	44-23	78,830	62,508
10/7	● NEW YORK JETS	W	31-3	78,821	63,850
10/15	● at Cleveland	W	17-9	78,424	72,070
10/21	● BUFFALO	W	27-6	78,738	65,241
10/28	● at New England	W	30-14	60,268	57,617
11/4	● at New York Jets	W	24-14	61,462	57,591
11/11	● BALTIMORE	W	44-0	78,854	60,332
11/18	● at Buffalo	W	17-0	79,401	77,138
11/22	● at Dallas	W	14-7	62,967	58,089
12/3	● PITTSBURGH	W	30-26	78,922	68,901
12/9	● at Baltimore	L	3-16	57,834	41,005
12/15	● DETROIT	W	34-7	78,337	53,375
				1,025,400	880,113
AMERICAN CONFERENCE PLAYOFF					
12/23	CINCINNATI	W	34-16	78,928	75,770
AMERICAN CONFERENCE CHAMPIONSHIP					
12/30	● OAKLAND	W	27-10	79,325	75,105
SUPER BOWL VIII AT HOUSTON					
1/13	Minnesota	W	24-7	71,882	68,142

1974: Won 11, Lost 3 Head Coach: Don Shula
First - Eastern Division

				PAID	ANNOUNCE
9/15	at New England	L	24-34	54,193	55,006
9/22	● at Buffalo	W	24-16	79,463	78,990
9/29	at San Diego	W	28-21	44,183	44,706
10/7	● NEW YORK JETS	W	21-17	78,219	61,527
10/13	● at Washington	L	17-20	52,379	54,395
10/20	KANSAS CITY	W	9-3	75,358	67,779
10/27	BALTIMORE	W	17-7	72,849	65,868
11/3	ATLANTA	W	42-7	74,935	64,399
11/10	at New Orleans	W	21-0	73,458	74,289
11/17	● BUFFALO	W	35-28	78,771	69,313
11/24	● at New York Jets	L	14-17	60,481	57,162
12/2	CINCINNATI	W	24-3	78,675	71,962
12/8	at Baltimore	W	17-16	40,911	34,420
12/15	● NEW ENGLAND	W	34-27	78,611	56,920
				942,486	856,736
AMERICAN CONFERENCE PLAYOFF					
12/21	at Oakland	L	26-28	53,023	52,817

1975: Won 10, Lost 4 Head Coach: Don Shula
First (Tied) - Eastern Division

				PAID	ANNOUNCE
9/22	OAKLAND	L	21-31	78,805	78,744
9/28	● at New England	W	22-14	59,869	59,967
10/5	● at Green Bay	W	31-7	55,270	55,396
10/12	PHILADELPHIA	W	24-16	62,925	60,127
10/19	● at New York Jets	W	43-0	60,471	47,191
10/26	● at Buffalo	W	35-30	79,429	79,080
11/2	at Chicago	W	46-13	56,577	51,298
11/9	NEW YORK JETS	W	27-7	75,631	72,896
11/16	● at Houston	L	19-20	50,494	48,892
11/23	BALTIMORE	L	17-33	67,029	61,986
12/1	NEW ENGLAND	W	20-7	68,480	61,963
12/7	BUFFALO	W	31-21	78,701	74,573
12/14	● at Baltimore (OT)	L	7-10	59,808	59,398
12/20	DENVER	W	14-13	56,187	43,064
				909,676	854,575

AMERICAN CONFERENCE CHAMPIONSHIP			
1/23	● NEW YORK JETS . . . W	14-0	74,918
SUPER BOWL XVII AT PASADENA			
1/30	Washington L	17-27	103,667

1983: **Won 12, Lost 4** Head Coach: Don Shula
First - Eastern Division

			PAID	ANNOUNCE
9/4	at Buffalo W	12-0	80,020	78,715
9/11	NEW ENGLAND . . . W	34-24	62,309	59,343
9/19	at L.A. Raiders . . L	14-27	60,696	57,796
9/25	KANSAS CITY W	14-6	55,125	50,785
10/2	at New Orleans . . . L	7-17	71,081	66,489
10/9	BUFFALO (OT) L	35-38	62,716	59,948
10/16	at New York Jets . . W	32-14	60,370	58,615
10/23	at Baltimore W	21-7	45,768	32,343
10/30	L.A. RAMS W	30-14	74,856	72,175
11/6	at San Francisco . . W	20-17	61,047	57,832
11/13	at New England . . . L	6-17	61,150	60,771
11/20	BALTIMORE W	37-0	59,736	54,482
11/28	● CINCINNATI W	38-14	75,007	74,506
12/4	at Houston W	24-17	50,365	39,434
12/10	ATLANTA W	31-24	62,552	56,725
12/16	NEW YORK JETS . . . W	34-14	75,057	59,975
			1,017,855	939,934
AMERICAN CONFERENCE PLAYOFF				
12/31	SEATTLE L	20-27	75,116	71,032

1984: **Won 14, Lost 2** Head Coach: Don Shula
First - Eastern Division

			PAID	ANNOUNCE
9/2	● at Washington . . . W	35-17	55,431	52,683
9/9	NEW ENGLAND . . . W	28-7	67,843	66,083
9/17	at Buffalo W	21-17	66,317	65,455
9/23	INDIANAPOLIS . . . W	44-7	57,813	55,415
9/30	at St. Louis W	36-28	48,605	46,991
10/7	● at Pittsburgh . . . W	31-7	59,103	59,103
10/14	HOUSTON W	28-10	59,106	54,080
10/21	at New England . . W	44-24	60,890	60,711
10/28	BUFFALO W	38-7	61,897	58,824
11/4	at New York Jets . . W	31-17	76,891	72,655
11/11	PHILADELPHIA . . W	24-23	70,805	70,227
11/18	at San Diego (OT) . L	28-34	60,234	53,041
11/26	NEW YORK JETS . . W	28-17	75,002	74,884
12/2	● L.A. RAIDERS . . . W	34-45	75,151	71,222
12/9	● at Indianapolis . . W	35-17	60,695	60,411
12/17	● DALLAS W	28-21	75,105	74,139
			1,030,888	995,924
AMERICAN CONFERENCE PLAYOFF				
12/29	● SEATTLE W	31-10	74,291	73,469
AMERICAN CONFERENCE CHAMPIONSHIP				
1/6	● PITTSBURGH W	45-28	76,029	76,029
SUPER BOWL XIX AT PALO ALTO				
1/20	San Francisco L	16-38		84,059

1985: **Won 12, Lost 4** Head Coach: Don Shula
First - Eastern Division

			PAID	ANNOUNCE
9/8	at Houston L	23-26	50,157	47,656
9/15	INDIANAPOLIS . . . W	30-13	57,772	53,693
9/22	KANSAS CITY W	31-0	72,238	69,791
9/29	● at Denver W	30-26	75,100	73,614
10/6	● PITTSBURGH W	24-20	75,070	72,820
10/14	● at New York Jets . L	7-23	76,891	73,807
10/20	TAMPA BAY W	41-38	62,987	62,335
10/27	● at Detroit L	21-31	80,638	75,291
11/3	● at New England . . L	13-17	61,000	58,811
11/10	● NEW YORK JETS . . W	21-17	75,275	73,695
11/17	● at Indianapolis . . W	34-20	58,924	59,666
11/24	at Buffalo W	23-14	53,529	50,474
12/2	● CHICAGO W	38-24	75,594	75,594
12/8	● at Green Bay . . . W	34-24	56,860	52,671
12/16	● NEW ENGLAND . . W	30-27	75,825	69,489
12/22	BUFFALO W	28-0	65,686	64,811
			1,073,546	1,034,218

AMERICAN CONFERENCE PLAYOFF			
1/4	● CLEVELAND W	24-21	75,842
AMERICAN CONFERENCE CHAMPIONSHIP			
1/12	● NEW ENGLAND . . . L	14-31	76,270

1986: **Won 8, Lost 8** Head Coach: Don Shula
Third - Eastern Division

			PAID	ANNOUNCE
9/7	● at San Diego L	28-50	60,147	57,726
9/14	INDIANAPOLIS . . . W	30-10	58,442	51,848
9/21	● at New York Jets (OT) L	45-51	76,891	71,025
9/28	SAN FRANCISCO . . . L	16-31	74,730	70,264
10/5	● at New England . . W	7-34	61,000	60,689
10/12	BUFFALO W	27-14	59,089	49,467
10/19	● L.A. RAIDERS L	28-30	75,284	53,421
10/26	● at Indianapolis . . W	17-13	60,596	58,350
11/2	HOUSTON W	28-7	56,321	43,804
11/10	● at Cleveland L	16-26	79,793	77,949
11/16	● at Buffalo W	34-24	80,290	76,474
1/24	● NEW YORK JETS . . . W	45-3	76,254	70,206
1/30	ATLANTA L	14-20	62,309	53,762
12/7	at New Orleans . . . W	31-27	69,136	64,761
12/14	● at L.A. Rams (OT) . W	37-31	68,379	62,629
2/22	NEW ENGLAND . . . L	27-34	76,254	74,516
			1,094,915	996,891

1987: **Won 8, Lost 7** Head Coach: Don Shula
Second (Tied) - Eastern Division

			PAID	ANNOUNCE
9/13	● at New England . . . L	21-28	60,864	54,642
9/20	at Indianapolis . . . W	23-10	58,704	57,524
10/4	● at Seattle L	20-24	32,056	19,448
10/11	KANSAS CITY W	42-0	42,304	25,867
10/18	● at New York Jets (OT) L	31-37	39,000	18,249
10/25	BUFFALO (OT) . . . L	31-34	70,592	61,295
11/1	● PITTSBURGH W	35-24	72,028	52,578
11/8	● at Cincinnati . . . W	20-14	59,931	53,840
11/15	INDIANAPOLIS . . . L	21-40	72,070	65,433
11/22	● at Dallas W	20-14	63,292	56,519
1/29	● at Buffalo L	0-27	72,350	68,055
12/7	● NEW YORK JETS . . W	37-28	72,672	62,592
12/13	● at Philadelphia . . W	28-10	65,746	63,841
12/20	● WASHINGTON W	23-21	72,743	65,715
2/28	● NEW ENGLAND . . . L	10-24	72,630	61,192
			926,982	786,790

Game Lost to Strike: NEW YORK GIANTS

1988: **Won 6, Lost 10** Head Coach: Don Shula
Fifth - Eastern Division

			PAID	ANNOUNCE
9/4	● at Chicago L	7-34	66,496	63,330
9/11	● at Buffalo L	6-9	60,343	79,529
9/18	GREEN BAY W	24-14	61,965	54,409
9/25	● at Indianapolis . . L	13-15	60,577	59,638
10/2	MINNESOTA W	24-7	65,757	59,867
10/9	● at L.A. Raiders . . W	24-14	55,178	50,751
10/16	SAN DIEGO W	31-28	64,623	58,972
10/23	NEW YORK JETS . . . L	30-44	72,756	68,292
10/30	at Tampa Bay W	17-14	74,314	67,352
11/6	● at New England . . L	10-21	60,945	60,840
11/14	BUFFALO L	6-31	72,610	67,091
11/20	NEW ENGLAND . . . L	3-6	65,009	53,525
11/27	● at N.Y. Jets L	34-38	76,891	52,752
12/4	INDIANAPOLIS . . . L	28-31	61,613	45,236
12/12	CLEVELAND W	38-31	71,518	61,884
12/18	● at Pittsburgh L	24-40	59,000	36,051
			1,069,595	939,519

1989: **Won 8, Lost 8** Head Coach: Don Shula
Second (Tied) - Eastern Division

			PAID	ANNOUNCE
9/10	BUFFALO	L	24-27	58,373
9/17	at New England	W	24-10	58,089
9/24	NEW YORK JETS	L	33-40	67,673
10/1	at Houston	L	7-39	53,617
10/8	CLEVELAND (OT)	W	13-10	64,542
10/15	at Cincinnati	W	20-13	60,044
10/22	GREEN BAY	W	23-20	60,570
10/29	at Buffalo	L	17-31	80,422
11/5	INDIANAPOLIS	W	19-13	57,916
11/12	at New York Jets	W	31-23	76,891
11/19	at Dallas	W	17-14	58,738
11/26	PITTSBURGH	L	14-34	65,302
12/3	at Kansas City	L	21-26	56,004
12/10	NEW ENGLAND	W	31-10	62,127
12/17	at Indianapolis	L	13-42	60,643
12/24	KANSAS CITY	L	24-27	55,952
				43,612
				996,903
				928,666



DOLPHIN FACT

Don Shula is one of only four coaches in NFL history to have coached the same team for 20 or more consecutive seasons.

Shula enters his 21st season with the Dolphins in 1990. Green Bay's Curley Lambeau (1921-49) and Dallas' Tom Landry (1960-88) share the record with 29 seasons each, while the N.Y. Giants' Steve Owen (1931-53) coached 23 seasons and Pittsburgh's Chuck Noll (1969-89) enters his 22nd year as the Steelers' head coach.



DOLPHIN FACT

Since 1973 when the local TV blackout first could be lifted provided that a game is sold out 72 hours in advance of kickoff,

Miami is 52-42 in games where the game is locally televised. The Dolphins are 30-5 when a home game has been televised in the Miami area. When a road game has been televised in the city of the opposing team, Miami is 22-37.

DOLPHINS IN OVERTIME

LOCATION	W	L	T	WON TOSS	LOST TOSS
HOME	2	4	1	2	5
ROAD	2	5	0	3	4
PLAYOFFS	1	1	0	0	2
TOTALS	5	10	1	5	11

When they have won the toss, the Dolphins are 3-2 (1-1 home, 2-1 road).
 When they have lost the toss, the Dolphins are 2-8-1 (1-4-1 home, 1-4 road).

***Dec. 25, 1971 — Miami 27, at Kansas City 24 (2 OT):** Chiefs win toss. Jan Stenerud has 42-yard FG attempt blocked by Nick Buoniconti of Dolphins. Teams trade punts. Garo Yepremian misses FG try from 52 yards. K.C. QB Len Dawson is intercepted by Jake Scott and teams trade punts. Yepremian kicks a 37-yard FG at 7:40 of the second overtime.

Dec. 14, 1975 — at Baltimore 10, Miami 7: Dolphins win toss. Miami is forced to punt. Colts drive from their own 4 to the Miami 14. Toni Linhart kicks 31-yard FG at 12:44.

Oct. 17, 1976 — Kansas City 20, at Miami 17: Chiefs win toss. Kansas City punts and Miami drives to 20-yard line of Chiefs. Norm Bulaich fumbles into end zone and K.C. recovers for touchback. Chiefs drive to Miami 17 and Jan Stenerud kicks 34-yard FG at 14:48.

Nov. 18, 1979 — at Cleveland 30, Miami 24: Browns win toss. Brian Sipe throws 39-yard TD pass to Reggie Rucker at 1:59.

Nov. 20, 1980 — San Diego 27, at Miami 24: Chargers win toss. San Diego is forced to punt, but Woodrow Lowe intercepts David Woodley at the Miami 40 and returns it to the 12 of the Dolphins. Rolf Benirschke kicks 28-yard FG for Chargers at 7:14.

Dec. 8, 1980 — at Miami 16, New England 13: Dolphins win toss. Miami drives from its own 13 to the 5 of New England with the big play being a 54-yard pass to Duriel Harris from David Woodley. Uwe von Schamann kicks 23-yard FG at 3:20.

Oct. 4, 1981 — at Miami 28, N.Y. Jets 28 (tie): Jets win toss. Teams trade punts twice. Pat Leahy of Jets misses 48-yard FG attempt near end of OT period.

Nov. 8, 1981 — Miami 30, at New England 27: Dolphins win toss. Miami punts, but Bob Brudzinski intercepts Steve Grogan at New England 45 and returns it to 26 of the Pats. Thirteen yards is tacked on for unnecessary roughness on tackle of Brudzinski, before Uwe von Schamann kicks 30-yard FG at 7:09.

***Jan. 2, 1981 — San Diego 41, at Miami 38:** Chargers win toss. Rolf Benirschke misses 27-yard FG for San Diego and Uwe von Schamann of Miami has 34-yard FG blocked by Leroy Jones of Chargers. Benirschke kicks 29-yard FG at 13:52.

Oct. 9, 1983 — Buffalo 38, at Miami 35: Dolphins win toss. Uwe von Schamann misses FGs of 52 and 43 yards for Miami. Joe Danelo kicks 36-yard FG at 13:58.

Nov. 18, 1984 — at San Diego 34, Miami 28: Chargers win toss. Buford McGee runs for 25-yard TD at 3:17.

Sept. 21, 1986 — at N.Y. Jets 51, Miami 45: Jets win toss. Ken O'Brien throws a 43-yard TD pass to Wesley Walker at 2:35.

Dec. 14, 1986 — Miami 37, at L.A. Rams 31: Dolphins win toss. Dan Marino throws a 20-yard TD pass to Mark Duper at 3:04.

Oct. 18, 1987 — at N.Y. Jets 37, Miami 31: Jets win toss. Both teams exchange punts, then interceptions before Jets take over on another Dolphin interception. Pat Ryan passes eight yards to Eddie Hunter with :34 left in OT (at 14:26).

Oct. 25, 1987 — Buffalo 34, at Miami 31: Bills win toss. Scott Norwood kicks 27-yard field goal at 4:12.

Oct. 8, 1989 — at Miami 13, Cleveland 10: Browns win toss. Cleveland drives to Miami 26-yard line, but Matt Bahr misses 44-yard field goal. Miami drives 55 yards and Pete Stoyanovich kicks 35-yard field goal at 6:28.

*Playoff Game

DOLPHINS INDIVIDUAL RECORDS

The following individual records relate solely to service with the Miami Dolphins. They include National Football League regular-season statistics only — with the exception of those single-game records marked by *** or ***.

* Playoff game ** Super Bowl
1966-1977: 14 games 1983-1986: 16 games
1978-1981: 16 games 1987: 15 games
1982: 9 games 1988-1989: 16 games

SERVICE

MOST SEASONS

15 Bob Kuechenberg (1970-84)
14 Bob Griese (1967-80)
14 Don Strock (1974-87)
13 Nat Moore (1974-86)
12 Larry Little (1969-80)
12 Ed Newman (1973-84)
12 Bruce Hardy (1978-89)

MOST GAMES PLAYED

190 Bob Kuechenberg (1970-84)
183 Nat Moore (1974-86)
167 Ed Newman (1973-85)
163 Don Strock (1974-87)
161 Bob Griese (1967-80)
159 Vern Den Herder (1971-81)
158 Larry Little (1969-80)
151 Bruce Hardy (1978-89)
149 Larry Seiple (1967-77)
146 Doug Betters (1978-87)

MOST CONSECUTIVE GAMES PLAYED

128 Jim Langer (10th in 1970 through 11th in 1979)
127 Garo Yepremian (2nd in 1970 through 14th in 1978)
125 Bob Baumhower (1st in 1977 through 14th in 1984)
107 Dwight Stephenson (1st in 1980 through 2nd in 1987)
98 Dick Anderson (1st in 1968 through 14th in 1974)
95 Vern Den Herder (1st in 1971 through 11th in 1977)

MOST STARTS

176 Bob Kuechenberg (1970-84)
152 Bob Griese (1967-80)
152 Larry Little (1969-80)
143 Vern Den Herder (1971-81)
136 Norm Evans (1966-75)
129 Bob Baumhower (1977-86)

MOST CONSECUTIVE STARTS

109 Jim Langer (1st in 1972 through 9th in 1979)
91 Norm Evans (3rd in 1969 through 9th in 1975)
87 Dick Anderson (12th in 1968 through 14th in 1974)
86 Bob Baumhower (1st in 1977 through 8th in 1982)
84 Jake Scott (1st in 1970 through 14th in 1975)
81 Vern Den Herder (1st in 1972 through 11th in 1977)
80 Dwight Stephenson (12th in 1981 through 2nd in 1987)

MOST PRO BOWLS

6 Bob Griese (1970-71, 1973-74, 1977-78)
6 Jim Langer (1973-78)
6 Bob Kuechenberg (1974-75, 1977-78, 1982-83)
6 Dwight Stephenson (1982-87)
5 Larry Csonka (1970-74)
5 Paul Warfield (1970-74)
5 Jake Scott (1971-75)

260

5 Bob Baumhower (1979, 1981-84)
5 Dan Marino (1983-87)

MOST CONSECUTIVE PRO BOWLS

6 Jim Langer (1973-78)
6 Dwight Stephenson (1982-87)
5 Larry Csonka (1970-74)
5 Paul Warfield (1970-74)
5 Jake Scott (1971-75)
5 Dan Marino (1983-87)

MOST PRO BOWL STARTS

5 Jim Langer (1973-77)
4 Dwight Stephenson (1983-86)
4 Dan Marino (1983-86)
3 Larry Little (1972-74)
3 Jake Scott (1972-73, 1975)
3 Bob Baumhower (1979, 1981, 1983)
3 John Offerdahl (1986, 1988-89)

MOST CONSECUTIVE PRO BOWL STARTS

5 Jim Langer (1973-77)
4 Dwight Stephenson (1983-86)
4 Dan Marino (1983-86)
3 Larry Little (1972-74)

SCORING

MOST POINTS

Career

830 Garo Yepremian (1970-78), 335 XPs, 165 FGs
540 Uwe von Schamann (1979-84), 237 XPs, 101 FGs
450 Nat Moore (1974-86), 75 TDs
384 Mark Clayton (1983-89), 64 TDs
342 Larry Csonka (1968-74, 79), 57 TDs

Season

117 Garo Yepremian (1971), 33 XPs, 28 FGs
116 Fuad Reveiz (1985), 50 XPs, 22 FGs
115 Garo Yepremian (1972), 43 XPs, 24 FGs

Game

24 Paul Warfield (12/15/73 vs. Detroit), 4 TDs

MOST POINTS BY ROOKIE

Season

116 Fuad Reveiz (1985), 50 XPs, 22 FGs
99 Uwe von Schamann (1979), 36 XPs, 21 FGs
95 Pete Stoyanovich (1989), 38 XPs, 19 FGs
78 Ron Davenport (1985), 13 TDs

MOST CONSECUTIVE GAMES SCORING POINTS

121 Garo Yepremian (8th in 1970 through 16th in 1978)

MOST TOUCHDOWNS

Career

75 Nat Moore (1974-86), 74 pass, 1 run
64 Mark Clayton (1983-89), 63 pass, 1 return
57 Larry Csonka (1968-74, 79), 53 run, 4 pass
42 Mark Duper (1982-89), 42 pass
33 Mercury Morris (1969-75), 29 run, 1 pass, 3 return
33 Paul Warfield (1970-74), 33 pass
33 Tony Nathan (1979-87), 16 run, 16 pass, 1 return

Season

18 Mark Clayton (1984), 18 pass
14 Mark Clayton (1988), 14 pass
13 Ron Davenport (1985), 11 run, 2 pass
13 Nat Moore (1977), 12 pass, 1 run
13 Larry Csonka (1979), 12 run, 1 pass

Game

4 Paul Warfield (12/15/73 vs. Detroit), 4 pass

MOST TOUCHDOWNS BY ROOKIE

Season

13 Ron Davenport (1985), 11 run, 2 pass
8 Andra Franklin (1981), 7 run, 1 pass
7 Larry Csonka (1968), 6 run, 1 pass

261

- 7 Troy Stradford (1987), 6 run, 1 pass
- Game
3 Ronald Scott (10/11/87 vs. Kansas City), 3 run
3 Troy Stradford (12/7/87 vs. N.Y. Jets), 3 run
3 Sammie Smith (12/10/89 vs. New England), 3 run

- MOST CONSECUTIVE GAMES SCORING TOUCHDOWN**
6 Paul Warfield (4th through 9th in 1971)
6 Mark Clayton (13th through 16th in 1988 and 2nd through 3rd in 1989)

MOST FIELD GOALS

- Career
165 Garo Yepremian (1970-78), 242 attempts
101 Uwe von Schamann (1979-84), 149 attempts

- Season
28 Garo Yepremian (1971), 40 attempts
25 Garo Yepremian (1973), 37 attempts

- Game
5 Garo Yepremian (9/26/71 at Buffalo), 6 attempts
4 Garo Yepremian (10/18/70 at Buffalo), 4 attempts
4 Garo Yepremian (9/16/73 vs. San Francisco), 4 attempts
4 Uwe von Schamann (9/4/83 at Buffalo), 4 attempts

MOST FIELD GOALS BY ROOKIE

- Season
22 Fuad Reveiz (1985), 27 attempts
21 Uwe von Schamann (1979), 29 attempts
19 Pete Stoyanovich (1989), 26 attempts
13 Karl Kremser (1969), 22 attempts

- MOST CONSECUTIVE GAMES SCORING FIELD GOAL**
20 Garo Yepremian (10th in 1970 through 1st in 1972)

- MOST CONSECUTIVE FIELD GOALS**
16 Garo Yepremian (8th through 16th in 1978)

HIGHEST FIELD GOAL PERCENTAGE

- Career (minimum 50 attempts)
73.6 Fuad Reveiz (1985-88), 53 of 72
68.2 Garo Yepremian (1970-78), 165 of 242
67.8 Uwe von Schamann (1979-84), 101 of 149

- Season (minimum 15 attempts)
82.6 Garo Yepremian (1978), 19 of 23
81.5 Fuad Reveiz (1985), 22 of 27
81.3 Garo Yepremian (1975), 13 of 16

LONGEST FIELD GOALS

- 59 Pete Stoyanovich (11/12/89 at N.Y. Jets)
54 Garo Yepremian (10/22/72 vs. Buffalo)
53 Garo Yepremian (9/16/73 vs. San Francisco)
53 Garo Yepremian (12/5/76 vs. Buffalo)
53 Uwe von Schamann (10/21/79 at New England)
53 Pete Stoyanovich (12/28/90 at Indianapolis)

MOST POINTS AFTER TOUCHDOWN

- Career
335 Garo Yepremian (1970-78), 351 attempts
237 Uwe von Schamann (1979-84), 250 attempts

- Season
66 Uwe von Schamann (1984), 70 attempts
52 Fuad Reveiz (1986), 55 attempts
50 Fuad Reveiz (1985), 52 attempts

- Game
7 Garo Yepremian (11/12/72 vs. New England), 7 attempts
7 Garo Yepremian (11/24/77 at St. Louis), 8 attempts

MOST POINTS AFTER TOUCHDOWN BY ROOKIE

- Season
50 Fuad Reveiz (1985), 52 attempts
38 Pete Stoyanovich (1989), 39 attempts
36 Uwe von Schamann (1979), 40 attempts
30 Jimmy Keyes (1968), 30 attempts

- MOST CONSECUTIVE POINTS AFTER TOUCHDOWN**
110 Garo Yepremian (7th in 1972 to 2nd in 1975)

HIGHEST POINT AFTER TOUCHDOWN PERCENTAGE

- Career (minimum 150 attempts)
95.3 Fuad Reveiz (1985-88), 161 of 169
94.9 Garo Yepremian (1970-78), 335 of 353
94.8 Uwe Von Schamann (1979-84), 237 of 250

RUSHING

MOST RUSHING YARDS

- Career
6,737 Larry Csonka (1968-74, 79), 1,506 attempts
3,877 Mercury Morris (1969-75), 754 attempts
3,644 Jim Kiick (1968-74), 997 attempts
3,543 Tony Nathan (1979-87), 732 attempts
2,632 Delvin Williams (1978-80), 643 attempts

- Season
1,258 Delvin Williams (1978), 4.6 per carry
1,117 Larry Csonka (1972), 5.2 per carry
1,051 Larry Csonka (1971), 5.4 per carry
1,003 Larry Csonka (1973), 4.6 per carry
1,000 Mercury Morris (1972), 5.3 per carry

- Game
197 Mercury Morris (9/30/73 vs. New England), 15 attempts
172 Gary Davis (12/17/77 vs. Buffalo), 26 attempts
169 Troy Stradford (11/22/87 at Dallas), 17 attempts
151 Abner Haynes (9/17/67 vs. Denver), 12 attempts
151 Delvin Williams (11/9/80 at Los Angeles), 12 attempts

MOST RUSHING YARDS BY ROOKIE

- Season
711 Andra Franklin (1981), 3.5 per carry
659 Sammie Smith (1989), 3.3 per carry
621 Jim Kiick (1968), 3.8 per carry
619 Troy Stradford (1987), 4.3 per carry

- Game
169 Troy Stradford (11/27/87 at Dallas), 17 attempts
140 Leroy Harris (12/5/77 vs. Baltimore), 17 attempts
123 Sammie Smith (11/7/89 vs. Indianapolis), 25 attempts
120 Troy Stradford (12/7/87 vs. N.Y. Jets), 30 attempts
111 Jim Kiick (11/10/68 at Buffalo), 23 attempts

MOST RUSHING ATTEMPTS

- Career
1,506 Larry Csonka (1968-74, 79)
997 Jim Kiick (1968-74)
754 Mercury Morris (1969-75)
732 Tony Nathan (1979-87)
643 Delvin Williams (1978-80)

- Season
272 Delvin Williams (1978)
224 Andra Franklin (1983)
220 Larry Csonka (1979)
219 Larry Csonka (1973)
219 Mercury Morris (1975)

- Game
***33 Larry Csonka (1/13/74 vs. Minnesota), 145 yards
31 Mercury Morris (10/5/75 at Green Bay), 125 yards
30 Troy Stradford (12/7/87 vs. N.Y. Jets), 120 yards
*29 Larry Csonka (12/30/73 vs. Oakland), 117 yards
28 Andra Franklin (12/5/82 vs. Minnesota), 129 yards

MOST RUSHING ATTEMPTS BY ROOKIE

- Season
201 Andra Franklin (1981)
200 Sammie Smith (1989)
165 Jim Kiick (1968)
145 Troy Stradford (1987)

- Game
30 Troy Stradford (12/7/87 vs. N.Y. Jets), 120 yards
26 Larry Csonka (10/6/68 at Houston), 82 yards
26 Jim Kiick (10/6/68 at Houston), 104 yards
25 Sammie Smith (11/7/89 vs. Indianapolis), 123 yards
23 Jim Kiick (11/10/68 at Buffalo), 111 yards
23 Andra Franklin (11/1/81 vs. Baltimore), 101 yards

MOST RUSHING TOUCHDOWNS**Career**

53	Larry Csonka (1968-74, 79)
29	Mercury Morris (1969-75)
28	Jim Kiick (1968-74)
25	Don Nottingham (1973-77)
22	Andra Franklin (1981-84)
22	Lorenzo Hampton (1985-89)

Season

12	Mercury Morris (1972)
12	Don Nottingham (1975)
12	Larry Csonka (1979)
11	Ron Davenport (1985)
10	Mercury Morris (1973)

Game

3	Jim Kiick (12/20/70 vs. Buffalo), 4,2,2
3	Mercury Morris (11/12/72 vs. New England), 4,4,6
3	Mercury Morris (9/30/73 vs. New England), 24,70,35
*3	Larry Csonka (12/30/73 vs. Oakland), 11,2,2
3	Don Nottingham (11/3/74 vs. Atlanta), 1,2,1
3	Don Nottingham (10/5/75 at Green Bay), 11,1,1
3	Don Nottingham (10/26/75 at Buffalo), 1,1,1
3	Larry Csonka (9/23/79 vs. Chicago), 12,9,1
3	Larry Csonka (11/29/79 vs. New England), 1,1,1
3	Ronald Scott (10/11/87 vs. Kansas City), 2,4,3
3	Troy Stradford (12/7/87 vs. N.Y. Jets), 1,1,1
3	Sammie Smith (12/10/89 vs. New England), 1,7,2

MOST RUSHING TOUCHDOWNS BY ROOKIE**Season**

11	Ron Davenport (1985)
7	Andra Franklin (1981)
6	Larry Csonka (1968)
6	Troy Stradford (1987)
6	Sammie Smith (1989)

Game

3	Ronald Scott (10/11/87 vs. Kansas City), 2,4,3
3	Troy Stradford (12/7/87 vs. N.Y. Jets), 1,1,1
3	Sammie Smith (12/10/89 vs. New England), 1,7,2

MOST CONSECUTIVE GAMES WITH RUSHING TOUCHDOWN

5	Mercury Morris (6th through 10th in 1972)
5	Don Nottingham (2nd through 6th in 1975)
5	Pete Johnson (8th through 12th in 1984)

HIGHEST RUSHING AVERAGE**Career (minimum 300 attempts)**

5.1	Mercury Morris (1969-75), 754 attempts
4.8	Tony Nathan (1979-87), 732 attempts
4.5	Larry Csonka (1968-74, 79), 1,506 attempts
4.4	Norm Bulaich (1975-79), 340 attempts
4.4	Gary Davis (1976-79), 318 attempts

Season (minimum 100 attempts)

6.4	Mercury Morris (1973), 149/954 yards
5.4	Larry Csonka (1971), 195/1,051 yards
5.3	Mercury Morris (1972), 190/1,000 yards
5.3	Tony Nathan (1981), 147/782 yards
5.2	Larry Csonka (1972), 213/1,117 yards

Game (minimum 10 attempts)

13.1	Mercury Morris (9/30/73 vs. New England), 15/197
12.6	Abner Haynes (9/17/67 vs. Denver), 12/151
12.6	Delvin Williams (11/9/80 at Los Angeles), 12/151

MOST 100-YARD RUSHING GAMES**Career**

15	Larry Csonka (1968-74, 79)
10	Mercury Morris (1969-75)
8	Benny Malone (1974-78)
6	Delvin Williams (1978-80)
5	Jim Kiick (1968-74)

Season

6	Delvin Williams (1978)
---	------------------------

4	Larry Csonka (1972)
3	Larry Csonka (1971)
3	Mercury Morris (1972)
3	Larry Csonka (1973)
3	Mercury Morris (1973)
3	Benny Malone (1974)
3	Mercury Morris (1975)
3	Benny Malone (1976)
3	Andra Franklin (1982)
3	Troy Stradford (1987)

MOST 100-YARD RUSHING GAMES BY ROOKIE**Season**

3	Benny Malone (1974)
3	Troy Stradford (1987)
2	Jim Kiick (1968)
2	Leroy Harris (1977)

LONGEST RUNS FROM SCRIMMAGE

77t	Leroy Harris (12/5/77 vs. Baltimore)
70t	Mercury Morris (9/30/73 vs. New England)
70	Mercury Morris (10/15/73 at Cleveland)
66t	Benny Malone (10/9/77 at Baltimore)
65t	Abner Haynes (9/17/67 vs. Denver)
65t	Gary Davis (9/17/78 vs. Buffalo)
65	Delvin Williams (11/9/80 at Los Angeles)
64	Ron Davenport (12/18/88 at Pittsburgh)
63	Norm Bulaich (9/10/78 at Baltimore)
60t	Gary Davis (12/17/77 vs. Buffalo)

PASSING**MOST YARDS PASSING****Career**

27,853	Dan Marino (1983-89)
25,092	Bob Griese (1967-80)
5,928	David Woodley (1980-83)
4,613	Don Strock (1974-87)
2,335	Earl Morrall (1972-76)

Season

5,084	Dan Marino (1984)
4,746	Dan Marino (1986)
4,434	Dan Marino (1988)
4,137	Dan Marino (1985)
3,997	Dan Marino (1989)

Game

521	Dan Marino (10/23/88 vs. N.Y. Jets), 35 of 60
470	Dan Marino (12/2/84 vs. L.A. Raiders), 35 of 57
448	Dan Marino (9/21/86 at N.Y. Jets), 30 of 50
429	Dan Marino (9/30/84 at St. Louis), 24 of 36
427	Dan Marino (9/24/89 vs. N.Y. Jets), 33 of 55

MOST YARDS PASSING BY ROOKIE**Season**

2,210	Dan Marino (1983)
2,005	Bob Griese (1967)
1,850	David Woodley (1980)

Game

322	Dan Marino (10/9/83 vs. Buffalo), 19 of 29
279	Dan Marino (10/30/83 vs. L.A. Rams), 25 of 38
270	Bob Griese (12/17/67 vs. Boston), 17 of 32
251	David Woodley (11/20/80 vs. San Diego), 22 of 34
240	Dan Marino (11/20/83 vs. Baltimore), 14 of 21

MOST PASS ATTEMPTS**Career**

3,650	Dan Marino (1983-89)
3,429	Bob Griese (1967-80)
961	David Woodley (1980-83)
688	Don Strock (1974-87)
377	Rick Norton (1966-69)

Season

623	Dan Marino (1986), 378 completions
-----	------------------------------------

606 Dan Marino (1988), 354 completions
 567 Dan Marino (1985), 335 completions
 564 Dan Marino (1984), 362 completions
 550 Dan Marino (1989), 308 completions

Game
 60 Dan Marino (10/23/88 vs. N.Y. Jets), 35 completions
 57 Dan Marino (12/2/84 vs. L.A. Raiders), 35 completions
 55 Kyle Mackey (10/18/87 at N.Y. Jets), 26 completions
 55 Dan Marino (9/24/89 vs. N.Y. Jets), 33 completions
 54 Dan Marino (11/16/86 at Buffalo), 39 completions

MOST PASS ATTEMPTS BY ROOKIE

Season
 331 Bob Griese (1967), 166 completions
 327 David Woodley (1980), 176 completions
 296 Dan Marino (1983), 173 completions

Game
 42 David Woodley (10/27/80 at N.Y. Jets), 22 completions
 41 Bob Griese (12/23/67 vs. Houston), 16 completions
 41 David Woodley (12/20/80 vs. N.Y. Jets), 20 completions
 39 Bob Griese (11/12/67 at San Diego), 13 completions
 38 Dan Marino (10/30/83 vs. L.A. Rams), 25 completions

MOST PASS COMPLETIONS

Career
 2,174 Dan Marino (1983-89)
 1,926 Bob Griese (1967-80)
 508 David Woodley (1980-83)
 388 Don Strock (1974-87)
 156 Rick Norton (1966-69)

Season
 378 Dan Marino (1986), 623 attempts
 362 Dan Marino (1984), 564 attempts
 354 Dan Marino (1988), 606 attempts
 336 Dan Marino (1985), 567 attempts
 308 Dan Marino (1989), 550 attempts

Game
 39 Dan Marino (11/16/86 at Buffalo), 54 attempts
 35 Dan Marino (12/2/84 vs. L.A. Raiders), 57 attempts
 35 Dan Marino (10/23/88 vs. N.Y. Jets), 60 attempts
 33 Dan Marino (9/24/89 vs. N.Y. Jets), 55 attempts
 30 Dan Marino (12/8/85 at Green Bay), 44 attempts
 30 Dan Marino (9/21/86 at N.Y. Jets), 50 attempts
 30 Dan Marino (12/12/88 vs. Cleveland), 50 attempts

MOST PASS COMPLETIONS BY ROOKIE

Season
 176 David Woodley (1980), 327 attempts
 173 Dan Marino (1983), 296 attempts
 166 Bob Griese (1967), 331 attempts

Game
 25 Dan Marino (10/30/83 vs. L.A. Rams), 38 attempts
 22 David Woodley (10/27/80 at N.Y. Jets), 42 attempts
 22 David Woodley (11/20/80 vs. San Diego), 34 attempts
 20 David Woodley (12/20/80 vs. N.Y. Jets), 41 attempts
 19 Dan Marino (10/9/83 vs. Buffalo), 29 attempts

MOST CONSECUTIVE PASS COMPLETIONS

13 Earl Morrall (12/1/75 vs. New England)
 *12 Don Strock (1/2/82 vs. San Diego)

MOST TOUCHDOWN PASSES

Career
 220 Dan Marino (1983-89)
 192 Bob Griese (1967-80)
 39 Don Strock (1974-87)
 34 David Woodley (1980-83)
 17 Earl Morrall (1972-76)

Season
 48 Dan Marino (1984) of 362 completions
 44 Dan Marino (1986) of 378 completions
 30 Dan Marino (1985) of 336 completions
 28 Dan Marino (1988) of 354 completions

26 Dan Marino (1987) of 263 completions

Game
 6 Bob Griese (11/24/77 at St. Louis) 4,7,9,28,17,37
 6 Dan Marino (9/21/86 at N.Y. Jets) 6,1,13,46,1,4
 5 Dan Marino (9/2/84 at Washington) 26,74,6,9,11
 5 Dan Marino (12/8/85 at Green Bay) 10,16,21,2,61
 5 Dan Marino (12/14/86 at L.A. Rams) 69,6,43,5,20
 5 Dan Marino (11/27/88 at N.Y. Jets) 10,37,31,25,80
 4 15 times, last 1988

MOST TOUCHDOWN PASSES BY ROOKIE

Season
 20 Dan Marino (1983) of 173 completions
 15 Bob Griese (1967) of 166 completions
 14 David Woodley (1980) of 176 completions

Game
 3 Bob Griese (12/17/67 vs. New England), 3,15,14
 3 David Woodley (11/9/80 at L.A. Rams), 31,6,2
 3 David Woodley (12/14/80 at Baltimore), 19,37,26
 3 Dan Marino (10/9/83 vs. Buffalo), 65,2,14
 3 Dan Marino (10/16/83 at N.Y. Jets), 66,24,5
 3 Dan Marino (11/28/83 vs. Cincinnati), 7,15,3

MOST CONSECUTIVE GAMES WITH TOUCHDOWN PASS

30 Dan Marino (10th in 1985 through 2nd in 1987 and 6th through 10th in 1987)

MOST PASSES HAD INTERCEPTED

Career
 172 Bob Griese (1967-80)
 125 Dan Marino (1983-89)
 42 David Woodley (1980-83)
 37 Don Strock (1974-87)
 30 Rick Norton (1966-69)

Season
 23 Dan Marino (1986), 623 attempts
 23 Dan Marino (1988), 606 attempts
 22 Dan Marino (1989), 550 attempts
 21 Dan Marino (1985), 567 attempts
 18 Bob Griese (1967), 331 attempts
 17 Three times, last 1984

Game
 5 Bob Griese (12/23/67 vs. Houston), 41 attempts
 5 Rick Norton (11/23/69 vs. Houston), 26 attempts
 5 David Woodley (10/25/81 at Dallas), 37 attempts
 5 Kyle Mackey (10/18/87 at N.Y. Jets), 55 attempts
 5 Dan Marino (10/23/88 vs. N.Y. Jets), 60 attempts

MOST PASSES HAD INTERCEPTED AS ROOKIE

Season
 18 Bob Griese (1967), 331 attempts
 17 David Woodley (1980), 327 attempts
 10 George Wilson, Jr. (1966), 112 attempts

Game
 5 Bob Griese (12/23/67 vs. Houston), 41 attempts
 3 Bob Griese (11/6/66 vs. Buffalo), 31 attempts
 3 David Woodley (9/28/80 vs. New Orleans), 15 attempts

MOST CONSECUTIVE GAMES WITH NO PASSES INTERCEPTED

4 Bob Griese (5th through 8th in 1971)

MOST CONSECUTIVE PASSES WITH NONE INTERCEPTED

122 Bob Griese (10th through 14th in 1967)

LOWEST INTERCEPTION RATE

Season (minimum 150 attempts)
 2.03 Dan Marino (1983), 6 of 296 attempts
 2.93 Dan Marino (1987), 13 of 444 attempts
 3.01 Dan Marino (1984), 17 of 564 attempts
 3.42 Bob Griese (1971), 9 of 263 attempts

HIGHEST COMPLETION PERCENTAGE

Career (minimum 150 completions)
 59.6 Dan Marino (1983-89), 2,174 of 3,650 attempts
 56.4 Don Strock (1974-87), 388 of 688 attempts

56.2 Bob Griese (1967-80), 1,926 of 3,429 attempts
 53.9 Earl Morrall (1972-76), 153 of 284 attempts

Season (minimum 75 completions)

64.2 Dan Marino (1984), 362 of 564 attempts
 63.0 Bob Griese (1978), 148 of 235 attempts
 61.8 Bob Griese (1975), 118 of 191 attempts

Game (minimum 12 completions)

92.3 Bob Griese (12/18/78 vs. New England), 12 of 13 attempts
 *84.2 David Woodley (1/8/83 vs. New England), 16 of 19 attempts
 82.4 Earl Morrall (12/1/75 vs. New England), 14 of 17 attempts
 81.8 Don Strock (12/10/83 vs. Atlanta), 18 of 22 attempts
 81.3 Dan Marino (12/4/88 vs. Indianapolis), 26 of 32 attempts
 81.0 Bob Griese (10/22/67 vs. N.Y. Jets), 17 of 21 attempts

HIGHEST COMPLETION PERCENTAGE BY ROOKIE

Season (minimum 75 completions)

58.4 Dan Marino (1983), 173 of 296 attempts
 53.8 David Woodley (1980), 176 of 327 attempts
 50.2 Bob Griese (1967), 166 of 331 attempts

Game (minimum 12 completions)

81.0 Bob Griese (10/22/67 vs. N.Y. Jets), 17 of 21 attempts
 72.0 David Woodley (11/16/80 vs. San Francisco), 18 of 25 attempts
 68.8 David Woodley (11/2/80 at Oakland), 11 of 16 attempts
 66.7 Dan Marino (11/20/83 vs. Baltimore), 14 of 21 attempts
 65.8 Dan Marino (10/30/83 vs. L.A. Rams), 25 of 38 attempts

HIGHEST PASSER RATING

Career (minimum 250 attempts)

89.3 Dan Marino (1983-89)
 77.1 Bob Griese (1967-80)
 76.2 Earl Morrall (1972-76)
 73.5 Don Strock (1974-87)
 65.4 David Woodley (1980-83)

Season (minimum 150 attempts)

108.9 Dan Marino (1984)
 96.0 Dan Marino (1983)
 92.5 Dan Marino (1986)
 91.0 Earl Morrall (1972)
 90.9 Bob Griese (1971)

HIGHEST PASSER RATING BY ROOKIE

Season (minimum 150 attempts)

96.0 Dan Marino (1983)
 63.1 David Woodley (1980)
 61.6 Bob Griese (1967)

HIGHEST AVERAGE GAIN

Career (minimum 250 attempts)

8.22 Earl Morrall (1972-76), 284/2,335
 7.63 Dan Marino (1983-89), 3,650/27,853
 7.32 Bob Griese (1967-80), 3,429/25,092
 6.70 Don Strock (1974-87), 688/4,613
 6.17 David Woodley (1980-83), 961/5,928

Season (minimum 150 attempts)

9.07 Earl Morrall (1972), 150/1,360
 9.01 Dan Marino (1984), 564/5,084
 8.86 Bob Griese (1975), 191/1,693
 8.24 Bob Griese (1970), 245/2,019
 7.94 Bob Griese (1971), 263/2,089

Game (minimum 20 attempts)

13.16 Dan Marino (1/6/85 vs. Pittsburgh), 32/421
 12.52 Earl Morrall (12/15/74 vs. New England), 23/288
 11.92 Dan Marino (9/30/84 at St. Louis), 36/429
 11.43 Dan Marino (11/20/83 vs. Baltimore), 21/240
 11.11 Dan Marino (9/2/84 at Washington), 28/311

MOST 300-YARD PASSING GAMES

Career

36 Dan Marino (1983-89)
 3 Bob Griese (1967-80)
 2 David Woodley (1980-83)
 1 John Stofa (1966-67, 69-70)

1 Don Strock (1974-87)

Season

9 Dan Marino (1984)
 6 Dan Marino (1985)
 6 Dan Marino (1986)
 6 Dan Marino (1988)
 5 Dan Marino (1989)

LONGEST PASS PLAYS

86t Bob Griese to Paul Warfield (11/14/71 vs. Pittsburgh)
 85t Dan Marino to Mark Duper (11/20/83 vs. Baltimore)
 85t Dan Marino to Mark Duper (11/2/86 vs. Houston)
 80t George Wilson, Jr. to Bo Roberson (10/23/66 at Houston)
 80t Dan Marino to Mark Duper (9/23/84 vs. Indianapolis)
 80t Dan Marino to Ferrell Edmunds (11/27/88 at N.Y. Jets)
 79t Bob Griese to Nat Moore (11/2/75 at Chicago)
 78t Dan Marino to Mark Clayton (11/12/89 at N.Y. Jets)
 **76t David Woodley to Jimmy Cefalo (1/30/83 vs. Washington)
 *75t Bob Griese to Paul Warfield (1/2/72 vs. Baltimore)

PASS RECEIVING

MOST RECEPTIONS

Career

510 Nat Moore (1974-86)
 405 Mark Clayton (1983-89)
 383 Tony Nathan (1979-87)
 345 Mark Duper (1982-89)
 269 Duriel Harris (1976-83, 85)

Season

86 Mark Clayton (1988), 1,129 yards
 73 Mark Clayton (1984), 1,389 yards
 72 Tony Nathan (1985), 651 yards
 71 Mark Duper (1984), 1,306 yards
 70 Mark Clayton (1985), 996 yards

Game

12 Jim Jensen (11/6/88 at New England), 110 yards
 10 Duriel Harris (10/28/79 vs. Green Bay), 180 yards
 10 Tony Nathan (9/29/85 at Denver), 120 yards
 **10 Tony Nathan (1/20/85 vs. San Francisco), 83 yards
 10 Tony Nathan (12/8/85 at Green Bay), 86 yards
 *10 Tony Nathan (1/4/86 vs. Cleveland), 101 yards
 10 Tony Nathan (9/28/86 vs. San Francisco), 101 yards
 10 Ron Davenport (12/7/87 vs. N.Y. Jets), 72 yards
 10 Mark Clayton (10/23/88 vs. N.Y. Jets), 153 yards
 9 seven times, last 1989

MOST RECEPTIONS BY ROOKIE

Season

67 Jack Clancy (1967), 868 yards
 48 Troy Stradford (1987), 457 yards
 44 Jim Kiick (1968), 422 yards

Game

8 Jack Clancy (11/19/67 at Oakland), 114 yards
 8 Jack Clancy (12/10/67 vs. San Diego), 96 yards
 8 Troy Stradford (11/1/87 vs. Pittsburgh), 46 yards
 7 Jack Clancy (11/23/67 vs. Houston), 69 yards
 7 Jack Clancy (12/3/67 at Houston), 126 yards
 7 Jim Kiick (12/8/68 vs. Boston), 48 yards
 7 Troy Stradford (11/8/87 at Cincinnati), 49 yards

MOST CONSECUTIVE GAMES WITH RECEPTION

53 Mark Clayton (6th in 1986 through 16th in 1989—current)
 (missed 13th in 1986 and 1st in 1989)

MOST RECEIVING YARDS

Career

7,547 Nat Moore (1974-86), 14.8 per catch
 6,565 Mark Clayton (1983-89), 16.2 per catch
 6,212 Mark Duper (1982-89), 18.0 per catch
 4,534 Duriel Harris (1976-83, 85), 16.9 per catch
 3,592 Tony Nathan (1979-87), 9.4 per catch

Season

1,389	Mark Clayton (1984), 73 receptions
1,313	Mark Duper (1986), 67 receptions
1,306	Mark Duper (1984), 71 receptions
1,150	Mark Clayton (1986), 60 receptions
1,129	Mark Clayton (1988), 86 receptions
1,011	Mark Clayton (1989), 64 receptions
1,003	Mark Duper (1983), 51 receptions

Game

217	Mark Duper (11/10/85 vs. N.Y. Jets), 8 receptions
210	Nat Moore (10/4/81 vs. N.Y. Jets), 7 receptions
202	Mark Duper (10/9/83 vs. Buffalo), 7 receptions
180	Duriel Harris (10/28/79 vs. Green Bay), 10 receptions
178	Mark Duper (9/2/84 at Washington), 6 receptions

MOST RECEIVING YARDS BY ROOKIE**Season**

868	Jack Clancy (1967), 67 receptions
605	Nat Moore (1974), 37 receptions
575	Ferrell Edmonds (1988), 33 receptions

Game

126	Jack Clancy (12/3/67 at Houston), 7 receptions
121	Mel Baker (12/15/74 vs. New England), 4 receptions
117	Ferrell Edmonds (11/27/88 at N.Y. Jets), 2 receptions
116	Duriel Harris (11/22/76 vs. Baltimore), 5 receptions
114	Jack Clancy (11/19/67 at Oakland), 8 receptions

MOST RECEIVING TOUCHDOWNS**Career**

74	Nat Moore (1974-86), 510 receptions
63	Mark Clayton (1983-89), 405 receptions
42	Mark Duper (1982-89), 345 receptions
33	Paul Warfield (1970-74), 156 receptions
25	Bruce Hardy (1978-89), 256 receptions

Season

18	Mark Clayton (1984), 73 receptions
14	Mark Clayton (1988), 86 receptions
12	Nat Moore (1977), 52 receptions
11	Karl Noonan (1968), 58 receptions
11	Paul Warfield (1971), 43 receptions
11	Paul Warfield (1973), 29 receptions
11	Mark Duper (1986), 67 receptions

Game

4	Paul Warfield (12/15/73 vs. Detroit)
---	--------------------------------------

MOST RECEIVING TOUCHDOWNS BY ROOKIE**Season**

5	Andre Brown (1989), 24 receptions
3	Jack Harper (1967), 11 receptions
3	Jimmy Cefalo (1978), 6 receptions
3	Ferrell Edmonds (1988), 33 receptions

MOST CONSECUTIVE GAMES WITH RECEIVING TOUCHDOWN

6	Paul Warfield (4th through 9th in 1971)
6	Mark Clayton (13th through 16th in 1988 and 2nd through 3rd in 1989)

HIGHEST RECEIVING AVERAGE**Career (minimum 100 receptions)**

21.5	Paul Warfield (1970-74), 156 receptions
18.0	Mark Duper (1982-89), 345 receptions
16.9	Duriel Harris (1976-83, 1985), 269 receptions
16.2	Mark Clayton (1983-89), 405 receptions
14.8	Nat Moore (1974-86), 510 receptions

Season (minimum 24 receptions)

25.1	Paul Warfield (1970), 28/703 yards
23.2	Paul Warfield (1971), 43/996 yards
21.8	Jimmy Cefalo (1981), 29/631 yards
20.9	Paul Warfield (1972), 29/606 yards
20.0	Bo Roberson (1966), 26/519 yards

Game (minimum three receptions)

52.7	Paul Warfield (11/4/71 vs. Pittsburgh), 3/158
41.3	Nat Moore (10/10/76 at Baltimore), 3/124
40.0	Paul Warfield (10/3/70 vs. Oakland), 3/120

38.0	Nat Moore (9/25/77 at San Francisco), 3/114
37.5	Mark Clayton (12/17/84 vs. Dallas), 4/150

HIGHEST RECEIVING AVERAGE BY ROOKIE**Season (minimum 24 receptions)**

17.4	Ferrell Edmonds (1988), 33/575 yards
17.1	Andre Brown (1989), 24/410 yards
16.4	Nat Moore (1974), 37/605 yards

Game (minimum three receptions)

30.3	Mel Baker (12/15/74 vs. New England), 4/121
23.2	Duriel Harris (11/12/76 vs. Baltimore), 5/116
21.0	Andre Brown (10/29/89 at Buffalo), 5/105

MOST 100-YARD RECEIVING GAMES**Career**

24	Mark Duper (1982-89)
20	Mark Clayton (1983-89)
12	Nat Moore (1974-86)
10	Paul Warfield (1970-74)
10	Duriel Harris (1976-83, 85)

Season

8	Mark Duper (1986)
6	Mark Clayton (1984)
5	Mark Clayton (1989)
4	Paul Warfield (1971)
4	Duriel Harris (1979)
4	Mark Duper (1984)

MOST 100-YARD RECEIVING GAMES BY ROOKIE**Season**

3	Jack Clancy (1967)
1	Mel Baker (1974)
1	Duriel Harris (1976)
1	Ferrell Edmonds (1988)
1	Andre Brown (1989)

TOTAL YARDS FROM SCRIMMAGE

(rushing/receiving)

Career

7,795	Nat Moore (1974-86), 248/7,547
7,425	Larry Csonka (1968-74, 79), 6,737/688
7,135	Tony Nathan (1979-87), 3,543/3,592
6,673	Mark Clayton (1983-89), 108/6,565
6,202	Mark Duper (1982-89), -10/6,212
5,854	Jim Klicik (1968-74), 3,644/2,210
4,567	Duriel Harris (1976-83, 85), 33/4,534
4,368	Mercury Morris (1969-75), 3,877/491

Season

1,450	Delvin Williams (1978), 1,258/192
1,424	Mark Clayton (1984), 35/1,389
1,318	Tony Nathan (1985), 667/651
1,306	Mark Duper (1984), 0/1,306
1,303	Mark Duper (1986), -10/1,313
1,276	Lorenzo Hampton (1986), 830/446
1,234	Tony Nathan (1981), 782/452
1,183	Mark Clayton (1986), 33/1,150
1,168	Mercury Morris (1972), 1,000/168
1,165	Larry Csonka (1972), 1,117/48

By Rookie, Season

1,076	Troy Stradford (1987), 619/457
1,043	Jim Klicik (1968), 621/422
864	Jack Clancy (1967), -4/868

COMBINED YARDAGE

(rushing/receiving/returns)

Career

8,950	Nat Moore (1974-86), 248/7,547/1,155
8,752	Tony Nathan (1979-87), 3,543/3,592/1,617
7,486	Mercury Morris (1969-75), 3,877/491/3,118

7,425	Larry Csonka (1968-74, 79), 6,737/688/0
7,198	Mark Clayton (1983-89), 108/6,565/525
Season	
1,603	Tony Nathan (1979), 68/213/1,322
1,518	Mark Clayton (1984), 35/1,389/94
1,502	Mercury Morris (1972), 1,000/168/334
1,483	Mercury Morris (1969), 110/65/1,308
1,476	Joe Auer (1966), 416/263/797
1,458	Lorenzo Hampton (1986), 830/446/182
Game	
302	Mercury Morris (11/1/70 at Baltimore) 8-89/3-68/6-145
254	Freddie Solomon (10/9/77 at Baltimore) 0-0/4-51/7-203
252	Freddie Solomon (12/5/76 vs. Buffalo) 1-59/5-114/1-79t
252	Troy Stradford (11/22/87 at Dallas) 17-169/6-83/0-0
By Rookie, Season	
1,603	Tony Nathan (1979), 68/213/1,322
1,483	Mercury Morris (1969), 110/65/1,308

PUNTING

MOST PUNTS

Career	
633	Larry Seiple (1967-77), 25,347 yards
394	Reggie Roby (1983-89), 17,104 yards
227	George Roberts (1978-80), 9,314 yards
Season	
83	Tom Orosz (1981), 40.8 average
81	George Roberts (1978), 40.3 average
80	Larry Seiple (1969), 40.8 average
Game	
10	George Wilson, Jr. (9/9/66 vs. N.Y. Jets), 483 yards
10	George Roberts (10/12/80 at New England), 445 yards
9	Larry Seiple (9/18/77 at Buffalo), 325 yards

HIGHEST PUNTING AVERAGE

Career (minimum 120 punts)	
43.4	Reggie Roby (1983-89), 394 punts
40.0	Larry Seiple (1967-77), 633 punts
Season (minimum 40 punts)	
44.7	Reggie Roby (1984), 51 punts
44.2	Reggie Roby (1986), 56 punts
43.7	Reggie Roby (1985), 59 punts
43.1	Reggie Roby (1983), 74 punts
43.0	Reggie Roby (1988), 64 punts
Game (minimum 4 punts)	
58.5	Reggie Roby (9/28/86 vs. San Francisco), 4-234 yards
52.0	Larry Seiple (10/7/73 vs. N.Y. Jets), 4-208 yards
52.0	Reggie Roby (9/25/88 at Indianapolis), 4-208 yards
50.8	Reggie Roby (11/2/86 vs. Houston), 4-203 yards
50.6	Reggie Roby (11/26/84 vs. N.Y. Jets), 5-253 yards

LONGEST PUNTS

77	Reggie Roby (11/29/87 at Buffalo) net 77
73	Larry Seiple (11/14/71 vs. Pittsburgh) to end zone
73	Reggie Roby (9/28/86 vs. San Francisco) to end zone
73	Reggie Roby (10/5/86 at New England) net 73
71	George Roberts (11/2/80 at Oakland) net 62

PUNT RETURNS

MOST PUNT RETURNS

Career	
127	Jake Scott (1970-75)
79	Tom Vigorito (1981-85)
71	Freddie Solomon (1975-77)
Season	
41	Mark Clayton (1983), 9.6 average

272

36	Tom Vigorito (1981), 10.5 average
33	Jake Scott (1971), 9.6 average
Game	
7	Mercury Morris (10/19/69 at Kansas City), 17.6 average
6	Jake Scott (11/10/74 at New Orleans), 16.5 average
6	Freddie Solomon (12/5/77 vs. Baltimore), 9.3 average
6	Tom Vigorito (11/30/81 vs. Philadelphia), 12.2 average
6	Mark Clayton (11/20/83 vs. Baltimore), 16.2 average
6	Vince Heflin (9/23/84 vs. Indianapolis), 12.7 average

MOST PUNT RETURN YARDS

Career	
1,330	Jake Scott (1970-75)
830	Tom Vigorito (1981-85)
810	Freddie Solomon (1975-77)
Season	
392	Mark Clayton (1983), 9.6 average
379	Tom Vigorito (1981), 10.5 average
346	Jake Scott (1974), 11.2 average
Game	
123	Mercury Morris (10/19/69 at Kansas City), 7 returns
106	James Pruitt (9/14/86 vs. Indianapolis), 2 returns
99	Jake Scott (11/10/74 at New Orleans), 6 returns

LONGEST PUNT RETURNS

87t	Tom Vigorito (9/10/81 vs. Pittsburgh)
86t	Tony Nathan (10/14/79 vs. Buffalo)
79t	Freddie Solomon (12/5/76 vs. Buffalo)
77t	Jake Scott (11/22/70 vs. Baltimore)
71t	James Pruitt (9/14/86 vs. Indianapolis)

HIGHEST PUNT RETURN AVERAGE

Career (minimum 50 returns)	
11.4	Freddie Solomon (1975-77), 71 returns
10.5	Jake Scott (1970-75), 127 returns
10.5	Tom Vigorito (1981-85), 79 returns
Season (minimum 14 returns)	
12.3	Freddie Solomon (1975), 26 returns
12.1	Jake Scott (1973), 22 returns
Game (minimum 4 returns)	
18.8	Charlie Babb (11/23/75 vs. Baltimore), 4-75 yards
17.6	Mercury Morris (10/19/69 at Kansas City), 7-123 yards

MOST FAIR CATCHES

Career	
55	Jake Scott (1970-75) of 182 punts
29	Dick Anderson (1968-77) of 74 punts
Season	
18	Jake Scott (1971) of 51 punts
16	Jake Scott (1973) of 38 punts
Game	
6	Jake Scott (12/20/70 vs. Buffalo) of 8 punts

KICKOFF RETURNS

MOST KICKOFF RETURNS

Career	
123	Fulton Walker (1981-85)
111	Mercury Morris (1969-75)
96	Lorenzo Hampton (1985-89)
Season	
45	Tony Nathan (1979), 22.6 average
45	Lorenzo Hampton (1985), 22.7 average
43	Mercury Morris (1969), 26.4 average
Game	
7	Don Bessillieu (10/12/80 at New England), 20.4 average
7	Fulton Walker (11/8/81 at New England), 23.7 average
7	Joe Cribbs (12/18/88 at Pittsburgh), 21.3 average

MOST KICKOFF RETURN YARDS

Career	
2,947	Mercury Morris (1969-75)

273

2,944	Fulton Walker (1981-85)
2,025	Lorenzo Hampton (1985-89)
Season	
1,136	Mercury Morris (1969), 26.4 average
1,020	Lorenzo Hampton (1985), 22.7 average
1,016	Tony Nathan (1979), 22.6 average
Game	
204	Gene Milton (9/21/68 vs. Oakland), long 73
**190	Fulton Walker (1/30/83 vs. Washington), long 98t
185	Fulton Walker (10/12/81 at Buffalo), long 90t

LONGEST KICKOFF RETURNS

105t	Mercury Morris (9/14/69 at Cincinnati)
**98t	Fulton Walker (1/30/83 vs. Washington)
97t	Marc Logan (10/1/89 at Houston)
96t	Mercury Morris (12/6/70 vs. Boston)
95t	Joe Auer (9/2/66 vs. Oakland)
95	Bobby Neff (9/14/68 vs. Houston)

HIGHEST KICKOFF RETURN AVERAGE

Career (minimum 50 returns)

26.5	Mercury Morris (1969-75), 111 returns
25.3	Duriel Harris (1976-83, 85), 56 returns
23.9	Fulton Walker (1981-85), 123 returns

Season (minimum 14 returns)

32.9	Duriel Harris (1976), 17 returns, 559 yards
29.6	Gary Davis (1977), 14 returns, 414 yards
29.0	Mercury Morris (1970), 28 returns, 812 yards

Game (minimum 4 returns)

**47.5	Fulton Walker (1/30/83 vs. Washington), 4-190
42.8	Freddie Solomon (10/9/77 at Baltimore), 4-171
34.0	Gene Milton (9/21/68 vs. Oakland), 6-204

INTERCEPTIONS

MOST INTERCEPTIONS

Career	
35	Jake Scott (1970-75)
34	Dick Anderson (1968-77)
29	Glenn Blackwood (1979-87)
24	William Judson (1982-89)
23	Gerald Small (1978-83)
22	Tim Foley (1970-80)
22	Curtis Johnson (1970-78)
Season	
10	Dick Westmoreland (1967), 127 yards
8	Willie West (1966), 62 yards
8	Dick Anderson (1968, 1970, 1973), 230 yards, 191 yards, 163 yards
8	Jake Scott (1974), 75 yards
Game	
4	Dick Anderson (12/3/73 vs. Pittsburgh), 121 yards
3	Willie West (10/23/66 at Houston), 49 yards
3	Dick Westmoreland (1/26/67 vs. Buffalo), 43 yards
3	Charlie Babb (9/22/75 vs. Oakland), 18 yards
3	Curtis Johnson (11/9/75 vs. N.Y. Jets), 25 yards
3	Larry Gordon (12/10/78 vs. Oakland), 35 yards
*3	A.J. Duhe (1/23/83 vs. N.Y. Jets), 36 yards
3	William Judson (10/16/83 at N.Y. Jets), 23 yards

MOST INTERCEPTIONS BY ROOKIE

Season	
8	Dick Anderson (1968), 230 yards
5	Lloyd Mumphord (1969), 102 yards
5	Jake Scott (1970), 112 yards
5	Don McNeal (1980), 17 yards
Game	
2	Dick Anderson (11/24/68 at Boston), 109 yards
2	Jake Scott (12/7/69 vs. Denver), 0 yards
2	Don McNeal (10/12/80 at New England), 2 yards
2	Jarvis Williams (10/9/88 at L.A. Raiders), 23 yards

MOST CONSECUTIVE GAMES WITH INTERCEPTION

5 Dick Westmoreland (9th through 13th in 1967)

MOST INTERCEPTION RETURN YARDS

Career	
792	Dick Anderson (1968-77), 23.3 average
425	Jake Scott (1970-75), 12.1 average
398	Glenn Blackwood (1979-87), 13.7 average
378	Gerald Small (1978-83), 16.4 average
368	William Judson (1982-89), 15.3 average
Season	
230	Dick Anderson (1968), 8 for 28.8 average
198	Jimmy Warren (1966), 5 for 39.6 average
191	Dick Anderson (1970), 8 for 23.9 average
Game	
121	Dick Anderson (12/3/73 vs. Pittsburgh), 4 interceptions
109	Dick Anderson (11/24/68 at Boston), 2 interceptions

LONGEST INTERCEPTION RETURNS

96t	Dick Anderson (11/24/68 at Boston), Tom Sherman
86t	Dick Anderson (12/20/70 vs. Buffalo), Dennis Shaw
86t	William Judson (60t), Mike Kozlowski (26, lateral), (9/9/84 vs. New England), Steve Grogan
70t	Jimmy Warren (11/13/66 at Kansas City), Len Dawson
*62t	Dick Anderson (1/2/72 vs. Baltimore), John Unitas
61t	William Judson (9/8/85 at Houston), Warren Moon

TOUCHDOWN INTERCEPTIONS

Career	
3	Dick Anderson (1968-77), 96,27,38 yards
2	Dick Westmoreland (1966-69), 39,19 yards
2	Bill Stanfill (1969-76), 15,17 yards
2	Lloyd Mumphord (1969-74), 32,28 yards
2	Mike Kozlowski (1979-86), 35,38 yards
2	Don McNeal (1980-89), 19,11 yards
2	William Judson (1982-89), 86,61 yards
Season	
2	Bill Stanfill (1969), 15,17 yards
2	Dick Anderson (1973), 27,38 yards
2	Mike Kozlowski (1983), 35,38 yards
Game	
2	Dick Anderson (12/3/73 vs. Pittsburgh), 27,38 yards
2	Mike Kozlowski (12/16/83 vs. N.Y. Jets), 35,38 yards

SACKS

MOST SACKS

Career	
67	Bill Stanfill (1969-76)
65	Doug Betters (1978-87)
64	Vern Den Herder (1971-81)
39	Bob Baumhower (1977-86)
39	Kim Bokamper (1977-85)
38	A.J. Duhe (1977-84)
Season	
18	Bill Stanfill (1973)
16	Doug Betters (1983)
14	Doug Betters (1984)
11	Vern Den Herder (1972)
11	Vern Den Herder (1975)
Game	
5	Bill Stanfill (10/7/73 vs. N.Y. Jets)
5	Vern Den Herder (10/21/73 vs. Buffalo)
5	Bill Stanfill (11/17/74 vs. Buffalo)
4	Vern Den Herder (9/22/74 at Buffalo)
4	Vern Den Herder (11/11/79 vs. Baltimore)
4	Doug Betters (9/4/83 at Buffalo)

MOST SACKS BY ROOKIE

Season	
7	Bill Stanfill (1969)
7	A.J. Duhe (1977)
4	Bob Baumhower (1977)

4	Doug Betters (1978)
Game	
3	A.J. Duhe (11/6/77 at N.Y. Jets)
2	Bill Stanfill (10/26/69 vs. Buffalo)
2	Bob Baumhower (11/20/77 at Cincinnati)
2	A.J. Duhe (12/11/77 at New England)
2	Doug Betters (10/29/78 vs. Baltimore)
2	Charles Bowser (1/2/83 at Baltimore)
2	John Bosa (12/7/87 vs. N.Y. Jets)

FUMBLES

MOST FUMBLES

Career	
52	Bob Griese (1967-80)
47	Dan Marino (1983-89)
34	Tony Nathan (1979-87)
29	Mercury Morris (1969-75)
21	Larry Csonka (1968-74, 1979)
Season	
9	Bob Griese (1971)
9	Tony Nathan (1980)
9	Dan Marino (1985)
9	Dan Marino (1986)
8	three times, last 1986
Game	
3	Rick Norton (9/9/66 vs. N.Y. Jets)
3	Rick Norton (11/9/69 at Boston)
3	Mercury Morris (11/15/70 vs. New Orleans)
3	Tony Nathan (11/30/80 vs. San Diego)
3	Scott Schwedes (12/13/87 at Philadelphia)

MOST FUMBLES BY ROOKIE

Season	
8	Tony Nathan (1979)
7	Scott Schwedes (1987)
7	Troy Stradford (1987)
6	Bob Griese (1967)
6	Rick Norton (1966)
5	three times, last 1989
Game	
3	Rick Norton (9/9/66 vs. N.Y. Jets)
3	Scott Schwedes (12/13/87 at Philadelphia)
2	ten times, last 1989

MOST OWN FUMBLE RECOVERIES

Career	
23	Bob Griese (1967-80)
19	Dan Marino (1983-89)
Season	
7	Dan Marino (1988)
6	Bob Griese (1971)
4	Rick Norton (1969)
4	Dan Marino (1986)
Game	
3	Rick Norton (11/9/69 at Boston)
2	seven times, last 1987

MOST OPPONENT FUMBLE RECOVERIES

Career	
17	Dick Anderson (1968-77)
17	Bob Baumhower (1977-86)
14	Vern Den Herder (1971-81)
12	Larry Gordon (1976-82)
11	Glenn Blackwood (1979-87)
Season	
6	Dick Anderson (1972)
5	Bud Brown (1985)
4	nine times, last 1987
Game	
2	Tom Nomina (11/13/66 at Kansas City), 0 yards
2	Art Powell (10/18/70 at Buffalo), 0 yards
2	Jim Riley (11/7/76 vs. Buffalo), 0 yards

2	Jeris White (11/28/76 at Cleveland), 0 yards
2	Bob Baumhower (12/11/77 at New England), 0 yards
2	Tim Foley (11/29/79 vs. New England), 2 yards
2	Glenn Blackwood (10/19/80 vs. Buffalo), 0 yards
2	Doug Betters (11/6/83 at San Francisco), 0 yards
2	Bud Brown (9/8/85 vs. Houston), 6 yards

TAKEAWAYS

(interceptions/fumble recoveries)

MOST TAKEAWAYS

Career	
51	Dick Anderson (1968-77), 34 INTs, 17 FRs
42	Jake Scott (1970-75), 35 INTs, 7 FRs
41	Glenn Blackwood (1979-87), 29 INTs, 12 FRs
30	Curtis Johnson (1970-78), 22 INTs, 8 FRs
30	Tim Foley (1970-80), 22 INTs, 8 FRs
Season	
11	Dick Anderson (1970), 8 INTs, 3 FRs
11	Jake Scott (1974), 8 INTs, 3 FRs
10	Dick Westmoreland (1967), 10 INTs
9	Dick Anderson (1968), 8 INTs, 1 FR
9	Dick Anderson (1972), 3 INTs, 6 FRs
Game	
4	Dick Anderson (12/3/73 vs. Pittsburgh), 4 INTs
4	Jeris White (11/28/76 at Cleveland), 2 INTs, 2 FRs

MOST TAKEAWAYS BY ROOKIE

Season	
9	Dick Anderson (1968), 8 INTs, 1 FR
7	Lloyd Mumphord (1969), 5 INTs, 2 FRs
7	Curtis Johnson (1970), 3 INTs, 4 FRs
7	Jarvis Williams (1988), 4 INTs, 3 FRs
Game	
3	Lloyd Mumphord (12/7/69 vs. Denver), 2 INTs, 1 FR

BLOCKED KICKS

MOST BLOCKED KICKS

Career	
9	Curtis Johnson (1970-78), 6 FGs, 2 Punts, 1 PAT
8	Lloyd Mumphord (1969-74), 7 FGs, 1 Punt
5	Vern Den Herder (1971-81), 4 FGs, 1 Punt
5	William Judson (1982-89), 3 FGs, 2 Punts
Season	
3	Frank Cornish (1970), 2 FGs, 1 PAT
3	Curtis Johnson (1972), 1 FG, 2 Punts

MOST BLOCKED FIELD GOALS

Career	
7	Lloyd Mumphord (1969-74)
6	Curtis Johnson (1970-78)
4	Vern Den Herder (1971-81)
4	Bob Baumhower (1977-86)
Season	
2	ten times, last 1984

MOST BLOCKED PUNTS

Career	
3	Tim Foley (1970-80)
2	Curtis Johnson (1970-78)
2	William Judson (1982-89)
Season	
2	Curtis Johnson (1972)

MOST BLOCKED POINT AFTER TOUCHDOWNS

Career	
3	Doug Betters (1978-87)

MISCELLANEOUS RETURNS

BLOCKED FIELD GOALS

Season	
51	Lloyd Mumphord (12/6/70 vs. Boston), Gino Capelletti

47t Curtis Johnson (12/19/71 vs. Green Bay), Tim Webster

BLOCKED PUNTS

8t Tim Foley (11/11/73 vs. Baltimore), David Lee
*5t Charlie Babb (12/24/72 vs. Cleveland), Don Cockroft
5t Tim Foley (11/11/73 vs. Baltimore), David Lee

SHORT FIELD GOAL ATTEMPTS

50 Jake Scott (12/6/70 vs. Boston), Gino Capelletti

FUMBLE RECOVERIES (longest plus all TDs)

68 A.J. Duhe (10/15/78 at San Diego), Dan Fouts
59t Trell Hooper (10/11/87 vs. Kansas City), Robert Parker
55t Liffort Hobley (10/11/87 vs. Kansas City), Chris Smith
44t Don Bessillieu (10/19/80 vs. Buffalo), Joe Cribbs
35t Dick Anderson (10/15/72 vs. San Diego), Mike Garrett
25t Mike Kozlowski (12/6/81 vs. New England), Sam Cunningham
21t Bob Baumhower (10/7/84 at Pittsburgh), Mark Malone
19t Liffort Hobley (10/9/88 at L.A. Raiders), Vance Mueller
13t Nick Buoniconti (9/30/73 vs. New England), John Tarver
13t Bob Baumhower (10/9/78 vs. Cincinnati), Dave Turner
7t Bob Brudzinski (10/27/85 at Detroit), Eric Hipple

TEAM RECORDS

CHAMPIONSHIPS

SUPER BOWL: 2 1972, 1973
AMERICAN FOOTBALL CONFERENCE:
5 1971, 1972, 1973, 1982, 1984
AFC EASTERN DIVISION:
12 1971, 1972, 1973, 1974, 1975, 1977, 1978, 1979, 1981, 1983, 1984, 1985
PLAYOFF BERTHS
12 1970, 1971, 1972, 1973, 1974, 1978, 1979, 1981, 1982, 1983, 1984, 1985

GAMES

REGULAR-SEASON RECORD: 213-135-4 (.611)
PLAYOFF RECORD: 14-10 (.583)
OVERALL RECORD: 227-145-4 (.609)
HOME REGULAR-SEASON RECORD: 122-49-3 (.710)
HOME PLAYOFF RECORD: 10-4 (.714)
HOME OVERALL RECORD: 132-53-3 (.710)
ROAD REGULAR-SEASON RECORD: 91-86-1 (.514)
ROAD PLAYOFF RECORD: 4-6 (.400)
ROAD OVERALL RECORD: 95-92-1 (.508)

MOST WINS IN A SEASON:

17 in 1972 (14 regular season, 3 playoffs)
16 in 1984 (14 regular season, 2 playoffs)

BEST SEASON WINNING PERCENTAGE:

1.000 in 1972 (14-0 regular season, 3-0 playoffs)

FEWEST WINS IN A SEASON: 3 in 1966 and 1969

LOWEST SEASON WINNING PERCENTAGE:
.214 in 1966 (3-11)

CONSECUTIVES

MOST WINS: 18 1st in 1972 through 1st in 1973
MOST REGULAR-SEASON WINS:
16 14th in 1971 through 1st in 1973
16 12th in 1983 through 11th in 1984
MOST HOME WINS:
31 10/17/71 through 12/15/74
278

MOST REGULAR-SEASON HOME WINS:
27 10/17/71 through 12/15/74

MOST ROAD WINS:
9 9/17/72 through 1/14/73

MOST REGULAR-SEASON ROAD WINS:
7 9/17/72 through 12/10/72
7 12/4/83 through 11/4/84

MOST WINS IN A SERIES:
20 vs. Buffalo, 1970-79

MOST PRESEASON WINS:
11 5th in 1975 through 3rd in 1977

MOST LOSSES:
8 2nd through 9th in 1967

MOST REGULAR-SEASON LOSSES:
8 2nd through 9th in 1967

MOST HOME LOSSES:
4 12/23/67 through 9/28/68
4 10/23/88 through 12/4/88

MOST ROAD LOSSES:
10 11/13/66 through 12/3/67

MOST LOSSES IN A SERIES:
8 vs. N.Y. Jets, 1966-69

MOST PRESEASON LOSSES:
5 1st through 5th in 1969
5 5th in 1988 and 1st through 4th in 1989-current

SCORING

MOST POINTS SCORED
Season 513 1984
Game 55 11/24/77 at St. Louis

FEWEST POINTS SCORED
Season 198 1982, 9 games
213 1966
Game 0 nine times, last 1987

MOST POINTS ALLOWED
Season 407 1967
Game 58 9/18/66 at Buffalo
51 9/21/86 at N.Y. Jets
50 9/7/86 at San Diego

FEWEST POINTS ALLOWED
Season 131 1982, 9 games
150 1973, 14 games
Game 0 19 times, last 1987

MOST POINTS, BOTH TEAMS
Game 96 at N.Y. Jets 51, Miami 45, ot (9/21/86)
*79 San Diego 41, at Miami 38, ot (1/2/82)
79 L.A. Raiders 45, at Miami 34 (12/2/84)
79 at Miami 41, Tampa Bay 38 (10/20/85)
78 at San Diego 50, Miami 28 (9/7/86)

FEWEST POINTS, BOTH TEAMS
Game 3 at New England 3, Miami 0 (12/12/82)
9 New England 6, at Miami 3 (11/20/88)
12 at Miami 9, Kansas City 3 (10/20/74)
12 Miami 12, at Buffalo 0 (9/4/83)

MOST DECISIVE WIN
Game 52 52-0 vs. New England (11/12/72)
44 44-0 vs. Baltimore (11/11/73)
43 43-0 at N.Y. Jets (10/19/75)
42 45-3 vs. N.Y. Jets (11/24/86)
42 42-0 vs. Kansas City (10/11/87)

MOST DECISIVE LOSS

Game	45	48-3 vs. Kansas City (9/28/68)
	41	41-0 at Kansas City (10/8/67)
	35	35-0 at Baltimore (11/1/70)

MOST TOUCHDOWNS SCORED

Season	70	1984
Game	8	11/24/77 at St. Louis

FEWEST TOUCHDOWNS SCORED

Season	26	1966
--------	----	------

MOST TOUCHDOWNS ALLOWED

Season	53	1967
Game	8	9/18/66 at Buffalo

FEWEST TOUCHDOWNS ALLOWED

Season	15	1973
--------	----	------

MOST TOUCHDOWNS SCORED BY

Rushing		
Season	26	1972, 1975
Game	4	eight times, last 1989
Passing		
Season	49	1984
Game	6	11/24/77 at St. Louis
	6	9/21/86 at N.Y. Jets

Interception

Season	4	1966
Game	2	12/3/73 vs. Pittsburgh
	2	9/12/82 at N.Y. Jets
	2	12/16/83 vs. N.Y. Jets

Kickoff Return

Punt Return	1	eight times, last 1989
-------------	---	------------------------

Fumble Return

Season	2	1987
Game	2	10/11/87 vs. Kansas City

Blocked Punt Return

Season	2	1973
Game	2	11/11/73 vs. Baltimore

FEWEST TOUCHDOWNS SCORED BY

Rushing	5	1966
Passing	12	1969

MOST TOUCHDOWNS ALLOWED BY

Rushing		
Season	23	1986
Game	5	9/4/88 at Chicago
Passing		
Season	31	1967
Game	5	four times, last 1983

Interception

Season	4	1988
Game	2	12/18/88 at Pittsburgh

Kickoff Return

Punt Return	1	1966, 1970, 1975
-------------	---	------------------

Fumble Return

Blocked FG	1	seven times, last 1989
------------	---	------------------------

Return

	1	1979, 1989
--	---	------------

FEWEST TOUCHDOWNS ALLOWED BY

Rushing	8	1972
Passing	5	1973

MOST POINTS AFTER TOUCHDOWN SCORED

Season	66	1984
Game	7	11/12/72 vs. New England
	7	11/24/77 at St. Louis

280

MOST POINTS AFTER TOUCHDOWN SCORED, OPPONENT

Season	47	1967
Game	7	9/18/66 at Buffalo

MOST FIELD GOALS SCORED

Season	28	1971
Game	5	9/26/71 at Buffalo

MOST FIELD GOALS SCORED, OPPONENT

Season	26	1986
Game	5	9/28/69 at Houston
	5	9/25/88 at Indianapolis

MOST SAFETIES SCORED

Season	2	1978
Game	1	nine times, last 1989

MOST SAFETIES SCORED, OPPONENT

Season	2	five times, last 1989
Game	1	15 times, last 1989

SCORE BY QUARTERS, DOLPHINS

1st—	21	12/20/70 vs. Buffalo
	21	10/2/77 vs. Houston
2nd—	28	12/17/67 vs. Boston
	24	10/23/77 vs. Seattle
	24	10/29/78 vs. Baltimore
	24	11/20/83 vs. Baltimore
	24	10/9/88 at L.A. Raiders
3rd—	21	11/3/74 vs. Atlanta
	21	9/12/82 at N.Y. Jets
	21	9/2/84 at Washington
	21	10/11/87 vs. Kansas City
	21	11/12/89 at N.Y. Jets
4th—	21	9/30/73 vs. New England
	21	9/29/74 at San Diego

SCORE BY QUARTERS, OPPONENT

1st—	24	9/28/68 vs. Kansas City
	*24	1/2/82 vs. San Diego
2nd—	28	9/21/86 at N.Y. Jets
	27	9/18/66 at Buffalo
3rd—	17	12/23/67 vs. Houston
4th—	28	10/2/66 at San Diego

SCORE BY QUARTERS, BOTH TEAMS

1st—	27	9/28/68 vs. Kansas City
		Kansas City 24, Miami 3
2nd—	42	9/21/86 at N.Y. Jets
		N.Y. Jets 28, Miami 14
	34	9/18/66 at Buffalo
		Buffalo 27, Miami 7
	34	9/30/84 at St. Louis
		Miami 20, St. Louis 14
3rd—	28	12/10/67 vs. San Diego
		Miami 14, San Diego 14
4th—	35	11/17/74 vs. Buffalo
		Buffalo 21, Miami 14

MOST CONSECUTIVE QUARTERS HELD SCORELESS, DOLPHINS

	13	1973, 3rd Q in 8th through 3rd Q in 11th
--	----	--

MOST CONSECUTIVE QUARTERS HELD SCORELESS, OPPONENT

	11	1970, 1st Q in 6th through 3rd Q in 8th
--	----	---

SCORE BY HALVES, DOLPHINS

1st—	35	12/17/67 vs. Boston
	31	12/20/70 vs. Buffalo
	31	12/2/85 vs. Chicago
	31	12/7/86 at New Orleans
2nd—	31	9/22/85 vs. Kansas City
	28	12/10/67 vs. San Diego
	28	12/5/76 vs. Buffalo

281

28	9/23/79 vs. Chicago
28	10/9/83 vs. Buffalo
28	10/21/84 at New England
28	12/9/84 at Indianapolis
28	10/11/87 vs. Kansas City
28	11/1/87 vs. Pittsburgh

SCORE BY HALVES, OPPONENT

1st—	48	9/18/66 at Buffalo
2nd—	38	10/2/66 at San Diego
	31	10/3/76 vs. Los Angeles

SCORE BY HALVES, BOTH TEAMS

1st—	58	9/18/66 at Buffalo
		Buffalo 48, Miami 10
	52	9/21/86 at N.Y. Jets
		N.Y. Jets 31, Miami 21
2nd—	52	10/9/83 vs. Buffalo
		Miami 28, Buffalo 24

FIRST DOWNS

MOST FIRST DOWNS

Season	387	1984
Game	34	11/24/77 at St. Louis
	34	12/12/88 vs. Cleveland

FEWEST FIRST DOWNS

Season	200	1966
Game	7	10/3/70 vs. Oakland
	8	9/24/67 vs. Kansas City
	8	10/12/80 at New England

MOST FIRST DOWNS ALLOWED

Season	359	1988
Game	39	11/27/88 at N.Y. Jets
	*34	1/2/82 vs. San Diego
	34	11/18/84 at San Diego

FEWEST FIRST DOWNS ALLOWED

Season	186	1972
Game	4	11/11/73 vs. Baltimore
	5	9/2/79 at Buffalo
	7	9/24/72 vs. Houston

MOST FIRST DOWNS, BOTH TEAMS

Season	701	1984
Game	*59	1/2/82 vs. San Diego
	59	10/9/83 vs. Buffalo
	59	11/27/88 at N.Y. Jets

FEWEST FIRST DOWNS, BOTH TEAMS

Season	312	1982
Game	15	11/9/69 at Boston
	21	three times, last 1973

MOST FIRST DOWNS BY

Rushing

Season	170	1972
Game	19	10/29/72 at Baltimore
	19	11/24/77 at St. Louis

Passing

Season	250	1986
Game	26	12/12/88 vs. Cleveland
	24	9/15/85 vs. Indianapolis
	24	9/21/86 at N.Y. Jets
	24	11/16/86 at Buffalo
	24	9/24/89 vs. N.Y. Jets

Penalty

Season	31	1979, 1983
Game	6	12/4/66 at Denver
	6	11/26/67 vs. Buffalo

FEWEST FIRST DOWNS BY

Rushing

Season	65	1967
Game	0	10/15/67 at Boston

Passing

Season	91	1973
Game	1	9/4/83 at Buffalo

Penalty

Season	13	1973
--------	----	------

MOST FIRST DOWNS ALLOWED BY

Rushing

Season	155	1988
Game	**24	1/30/83 vs. Washington
	17	12/11/76 vs. Minnesota
	17	9/4/88 at Chicago
	17	12/4/88 vs. Indianapolis

Passing

Season	180	1989
Game	23	11/27/88 at N.Y. Jets
	*21	1/2/82 vs. San Diego

Penalty

Season	31	1988
Game	7	10/9/83 vs. Buffalo
	5	12/17/67 vs. New England
	5	11/10/85 vs. N.Y. Jets
	5	10/23/88 vs. N.Y. Jets

FEWEST FIRST DOWNS ALLOWED BY

Rushing

Season	66	1969
Game	0	12/20/70 vs. Buffalo
	0	10/13/74 at Washington

Passing

Season	78	1973
Game	0	12/8/68 vs. Boston
	1	11/5/79 vs. Houston
	1	12/12/82 at New England

Penalty

Season	8	1973, 1974
--------	---	------------

TOTAL NET YARDS

MOST NET YARDS GAINED

Season	6,936	1984
Game	584	10/23/88 vs. N.Y. Jets
	*569	1/6/85 vs. Pittsburgh
	552	9/30/84 at St. Louis
	552	10/21/84 at New England

FEWEST NET YARDS GAINED

Season	3,458	1966
Game	88	10/12/80 at New England
	111	9/9/66 vs. N.Y. Jets
	124	9/24/67 vs. Kansas City

MOST NET YARDS ALLOWED

Season	6,050	1986
Game	597	11/27/88 at N.Y. Jets
	593	10/3/76 vs. Los Angeles
	581	9/21/86 at N.Y. Jets
	*564	1/2/82 vs. San Diego

FEWEST NET YARDS ALLOWED

Season	3,281	1973
Game	76	10/21/73 vs. Buffalo
	118	10/16/66 vs. Denver
	121	9/2/79 at Buffalo
	132	11/11/73 vs. Baltimore

	132	10/11/87 vs. Kansas City
MOST NET YARDS GAINED, BOTH TEAMS		
Season	12,374	1986
Game	1,066	9/21/86 at N.Y. Jets
	1,037	11/27/88 at N.Y. Jets
	*1,036	1/2/82 vs. San Diego
FEWEST NET YARDS GAINED, BOTH TEAMS		
Season	4,970	1982
Game	335	10/16/66 vs. Denver

RUSHING

MOST RUSHING YARDS		
Season	2,960	1972
Game	315	11/11/73 vs. Baltimore
	304	12/3/72 at New England
	302	11/7/71 vs. Buffalo
	301	9/30/73 vs. New England

FEWEST RUSHING YARDS		
Season	1,205	1988
Game	23	9/24/67 vs. Kansas City
	23	11/29/87 at Buffalo
	25	12/11/77 at New England
	*25	12/30/79 at Pittsburgh
	**25	1/20/85 vs. San Francisco

MOST RUSHING YARDS ALLOWED		
Season	2,506	1988
Game	305	12/18/88 at Pittsburgh
	280	10/29/89 at Buffalo
	279	12/3/67 at Houston
	278	9/19/76 at New England

FEWEST RUSHING YARDS ALLOWED		
Season	1,453	1970
Game	16	9/2/66 vs. Oakland
	26	10/13/74 at Washington
	29	11/16/80 vs. San Francisco

MOST RUSHING YARDS, BOTH TEAMS		
Season	4,627	1978
Game	487	12/5/76 vs. Buffalo
	444	9/30/73 vs. New England

FEWEST RUSHING YARDS, BOTH TEAMS		
Season	2,629	1982
Game	103	12/14/69 vs. N.Y. Jets
	109	9/21/80 at Atlanta

MOST RUSHING ATTEMPTS		
Season	613	1972
Game	58	10/5/75 at Green Bay
	56	9/12/82 at N.Y. Jets
	55	11/24/77 at St. Louis

FEWEST RUSHING ATTEMPTS		
Season	326	1967
Game	**9	1/20/85 vs. San Francisco
	9	9/7/86 at San Diego
	10	9/4/88 at Chicago
	11	10/1/89 at Houston

MOST RUSHING ATTEMPTS, OPPONENT		
Season	557	1988
Game	*59	1/12/86 vs. New England
	54	9/4/88 at Chicago
	**52	1/30/83 vs. Washington
	51	five times, last 1989

FEWEST RUSHING ATTEMPTS, OPPONENT		
Season	293	1982

284

Game	12	10/10/70 at N.Y. Jets
	12	12/7/87 vs. N.Y. Jets

HIGHEST RUSHING AVERAGE		
Season	5.00	1971
	4.97	1973

LOWEST RUSHING AVERAGE		
Season	3.33	1989
	3.57	1966

HIGHEST RUSHING AVERAGE, OPPONENT		
Season	4.88	1968

LOWEST RUSHING AVERAGE, OPPONENT		
Season	3.52	1979
	3.53	1969

PASSING

MOST NET YARDS PASSING		
Season	5,018	1984
Game	521	10/23/88 vs. N.Y. Jets
	446	9/24/89 vs. N.Y. Jets
	*435	1/6/85 vs. Pittsburgh
	435	9/21/86 at N.Y. Jets
	434	12/2/84 vs. L.A. Raiders

FEWEST NET YARDS PASSING		
Season	1,582	1973
Game	22	11/23/69 vs. Houston
	*26	12/30/73 vs. Oakland
	26	9/4/83 at Buffalo

MOST NET YARDS PASSING ALLOWED		
Season	3,557	1986
Game	449	9/21/86 at N.Y. Jets
	427	10/1/67 at N.Y. Jets
	426	10/3/76 vs. Los Angeles
	426	11/27/88 at N.Y. Jets
	*415	1/2/82 vs. San Diego

FEWEST NET YARDS PASSING ALLOWED		
Season	1,290	1973
Game	1	10/21/73 vs. Buffalo
	11	11/5/79 vs. Houston
	13	12/12/82 at New England
	20	11/11/73 vs. Baltimore
	24	10/22/72 vs. Buffalo

MOST NET YARDS PASSING, BOTH TEAMS		
Season	8,336	1986
Game	884	9/21/86 at N.Y. Jets

FEWEST NET YARDS PASSING, BOTH TEAMS		
Season	2,341	1982
	2,872	1973
Game	72	12/12/82 at New England

MOST GROSS YARDS PASSING		
Season	5,146	1984
Game	521	10/23/88 vs. N.Y. Jets
	470	12/2/84 vs. L.A. Raiders
	448	9/21/86 at N.Y. Jets
	446	9/24/89 vs. N.Y. Jets
	*435	1/6/85 vs. Pittsburgh

FEWEST GROSS YARDS PASSING		
Season	1,675	1973
Game	*34	12/30/73 vs. Oakland
	46	9/4/83 at Buffalo

MOST GROSS YARDS PASSING ALLOWED		
Season	3,825	1986
Game	479	9/21/86 at N.Y. Jets
	440	10/1/67 at N.Y. Jets

285

436 10/3/76 vs. Los Angeles
 *433 1/2/82 vs. San Diego
 433 11/27/88 at N.Y. Jets

FEWEST GROSS YARDS PASSING ALLOWED

Season 1,604 1973
 Game 13 12/12/82 at New England
 25 11/5/79 vs. Houston
 35 12/9/73 at Baltimore
 45 10/22/72 vs. Buffalo

MOST PASS ATTEMPTS

Season 645 1986
 Game 60 10/23/88 vs. N.Y. Jets
 58 9/28/86 vs. San Francisco
 57 12/2/84 vs. L.A. Raiders
 56 9/24/89 vs. N.Y. Jets
 55 10/18/86 at N.Y. Jets

FEWEST PASS ATTEMPTS

Season 256 1973
 Game *6 12/30/73 vs. Oakland
 **7 1/13/74 vs. Minnesota
 10 11/9/69 at Boston
 10 11/22/73 at Dallas

MOST PASS ATTEMPTS, OPPONENT

Season 551 1984
 Game 56 11/18/84 at San Diego
 55 10/9/83 vs. Buffalo

FEWEST PASS ATTEMPTS, OPPONENT

Season 320 1973
 Game 5 12/12/82 at New England

MOST PASS COMPLETIONS

Season 392 1986
 Game 39 11/16/86 at Buffalo
 35 12/2/84 vs. L.A. Raiders
 35 9/28/86 vs. San Francisco
 35 10/23/88 vs. N.Y. Jets
 34 9/24/89 vs. N.Y. Jets

FEWEST PASS COMPLETIONS

Season 133 1973
 Game 3 10/15/73 at Cleveland
 *3 12/30/73 vs. Oakland

MOST PASS COMPLETIONS, OPPONENT

Season 315 1989
 Game 38 10/9/83 vs. Buffalo
 37 11/18/84 at San Diego

FEWEST PASS COMPLETIONS, OPPONENT

Season 151 1973
 Game 2 11/9/69 at Boston
 2 12/12/82 at New England
 4 11/14/76 at Pittsburgh

INTERCEPTIONS

MOST INTERCEPTIONS

Season 32 1978, 458 yards
 Game 6 12/3/73 vs. Pittsburgh
 6 10/19/75 at N.Y. Jets
 6 9/10/78 at Baltimore
 6 11/21/82 at Buffalo
 6 10/16/83 at N.Y. Jets

FEWEST INTERCEPTIONS

Season 11 1976, 144 yards

MOST INTERCEPTIONS, OPPONENT

Season 32 1966, 370 yards
 Game 6 11/13/66 at Kansas City
 286

FEWEST INTERCEPTIONS, OPPONENT

S Season 10 1971, 166 yards

MOST INTERCEPTION RETURN YARDS

Season 522 1966
 Game 121 12/20/70 vs. Buffalo

FEWEST INTERCEPTION RETURN YARDS

Season 124 1977

MOST INTERCEPTION RETURN YARDS, OPPONENT

Season 596 1969
 Game 151 12/2/84 vs. L.A. Raiders

FEWEST INTERCEPTION RETURN YARDS, OPPONENT

Season 96 1982

PENALTIES

MOST PENALTIES

Season 99 1988, 845 yards
 Game 11 10/3/70 vs. Oakland
 11 12/3/72 at New England

MOST YARDS PENALIZED

Season 845 1988 on 99
 Game 135 10/3/70 vs. Oakland
 132 10/23/88 vs. N.Y. Jets
 126 11/30/69 vs. Boston (at Tampa)
 124 10/30/83 vs. L.A. Rams

FEWEST PENALTIES

Season 48 1968, 485 yards
 Game 0 12/23/67 vs. Houston
 0 12/8/68 vs. Boston

FEWEST YARDS PENALIZED

Season 416 1973 on 52
 Game 0 12/23/67 vs. Houston
 0 12/8/68 vs. Boston

MOST PENALTIES, OPPONENT

Season 108 1980, 923 yards
 Game 19 12/22/85 vs. Buffalo
 17 10/18/87 at N.Y. Jets
 15 10/11/69 vs. San Diego
 15 10/9/83 vs. Buffalo

MOST YARDS PENALIZED, OPPONENT

Season 923 1980 on 108
 Game 156 9/20/69 at Oakland
 144 11/5/67 at Buffalo
 126 11/15/87 vs. Indianapolis

FEWEST PENALTIES, OPPONENT

Season 59 1967, 691 yards
 Game 1 eight times, last 1986

FEWEST YARDS PENALIZED, OPPONENT

Season 525 1974 on 67
 Game 5 five times, last 1986

MOST PENALTIES, BOTH TEAMS

Season 202 1988, 1,579 yards
 Game 26 12/22/85 vs. Buffalo
 23 11/10/85 vs. N.Y. Jets
 22 10/18/87 at N.Y. Jets

MOST YARDS PENALIZED, BOTH TEAMS

Season 1,579 1988 on 202
 Game 230 10/3/70 vs. Oakland
 227 11/30/69 vs. Boston (at Tampa)

FEWEST PENALTIES, BOTH TEAMS

Season 112 1967, 1,181 yards
 Game 2 12/23/67 vs. Houston
 2 11/11/73 vs. Baltimore

	2	12/12/82 at New England
FEWEST YARDS PENALIZED, BOTH TEAMS		
Season	1,032	1973 on 113
Game	10	11/11/73 vs. Baltimore
	10	12/12/82 at New England
	20	12/8/68 vs. Boston

PUNTING

MOST PUNTS		
Season	85	1969
Game	10	9/9/66 vs. N.Y. Jets
	10	10/12/80 at New England

MOST PUNT YARDS		
Season	3,451	1969, 40.6 average
Game	483	9/9/66 vs. N.Y. Jets

FEWEST PUNTS		
Season	35	1982
Game	0	9/23/79 vs. Chicago
	0	10/12/86 vs. Buffalo
	0	12/12/88 vs. Cleveland

MOST PUNTS, OPPONENT		
Season	90	1983
Game	11	11/11/73 vs. Baltimore

MOST PUNT YARDS, OPPONENT		
Season	3,674	1983, 40.8 average
Game	413	11/15/81 vs. Oakland

FEWEST PUNTS, OPPONENT		
Season	40	1982
Game	0	12/17/67 vs. Boston
	1	eight times, last 1988

MOST PUNTS, BOTH TEAMS		
Season	170	1981
Game	*20	1/23/83 vs. N.Y. Jets
	18	9/9/66 vs. N.Y. Jets

FEWEST PUNTS, BOTH TEAMS		
Season	75	1982
Game	1	10/12/86 vs. Buffalo
	2	9/23/79 vs. Chicago
	2	12/12/88 vs. Cleveland

HIGHEST PUNTING AVERAGE		
Season	44.7	1984, 51 punts
x-Game	55.5	9/28/68 vs. Kansas City

HIGHEST PUNTING AVERAGE, OPPONENT		
Season	44.1	1969, 80 punts
x-Game	55.5	9/28/68 vs. Kansas City

x-minimum 4 punts

PUNT RETURNS

MOST PUNT RETURNS		
Season	55	1983, 581 yards
Game	7	10/19/69 at Kansas City

MOST PUNT RETURN YARDS		
Season	581	1983, 55 returns
Game	123	10/19/69 at Kansas City
	115	12/5/76 vs. Buffalo

MOST PUNT RETURNS, OPPONENT		
Season	45	1981, 286 yards
Game	8	9/9/66 vs. N.Y. Jets

MOST PUNT RETURN YARDS, OPPONENT		
Season	373	1975, 34 returns
Game	115	10/12/80 at New England
	110	11/1/70 at Baltimore

KICKOFF RETURNS

MOST KICKOFF RETURNS		
Season	67	1967, 1,443 yards
Game	9	9/18/66 at Buffalo
	9	9/7/86 at San Diego

MOST KICKOFF RETURN YARDS		
Season	1,507	1966, 65 returns
Game	245	12/5/71 at New England
	229	11/13/66 at Kansas City

MOST KICKOFF RETURNS, OPPONENT		
Season	70	1978, 1,459 yards
Game	9	11/24/77 at St. Louis

MOST KICKOFF RETURN YARDS, OPPONENT		
Season	1,549	1975, 65 returns
Game	207	9/17/67 vs. Denver
	200	11/24/77 at St. Louis

SACKS

MOST SACKS		
Season	49	1983, 363 yards
	45	1973, 314 yards
	42	1984, 339 yards
Game	9-59	10/21/73 vs. Buffalo
	8-61	9/20/81 at Houston
	7-52	10/17/71 vs. New England
	7-52	11/11/79 vs. Baltimore
	7-60	9/14/86 vs. Indianapolis
	7-59	9/17/89 at New England

FEWEST SACKS		
Season	16	1966, 180 yards

MOST SACKS, OPPONENT		
Season	53	1969, 481 yards
	52	1968, 441 yards
Game	8-83	11/16/69 at Buffalo
	8-80	9/20/70 at Boston
	7-61	9/9/66 vs. N.Y. Jets
	7-77	10/8/67 at Kansas City

FEWEST SACKS, OPPONENT		
Season	7	1988, 41 yards
	10	1989, 86 yards
	11	1982, 87 yards
	13	1973, 93 yards
	13	1987, 101 yards

MOST CONSECUTIVE GAMES WITH NO SACKS ALLOWED		
	19	5th through 16th in 1988 and 1st through 7th in 1989

MOST SACKS, BOTH TEAMS		
Season	78	1969, 689 yards

FEWEST SACKS, BOTH TEAMS		
Season	31	1988, 208 yards

FUMBLES

MOST FUMBLES		
Season	37	1986, 1987
Game	6	11/26/89 vs. Pittsburgh
	5	ten times, last 1989

MOST FUMBLES LOST		
Season	17	1987
Game	5-5	9/25/83 vs. Kansas City
	5-4	11/15/70 vs. New Orleans
	*5-4	1/12/86 vs. New England
	4-4	9/7/86 at San Diego

FEWEST FUMBLES

Season 14 1976

MOST FUMBLES, OPPONENTSeason 39 1983
Game 7 11/7/71 vs. Buffalo
7 9/18/77 at Buffalo
7 10/23/83 at Baltimore**MOST FUMBLES LOST, OPPONENT**

Season 21 1971, 1978

**OPPONENTS
INDIVIDUAL RECORDS****SINGLE-GAME****MOST RUSHING YARDS**203 O.J. Simpson, Buffalo (12/5/76 at Miami) 24 att.
203 Rueben Mayes, New Orleans (12/7/86 at New Orleans) 28 att.
199 Earl Campbell, Houston (11/20/78 at Houston) 28 att.
173 Freeman McNeil, N.Y. Jets (10/14/85 at New York) 28 att.
172 Gerald Riggs, Atlanta (11/30/86 at Miami) 33 att.
169 Eric Dickerson, Indianapolis (12/4/88 at Miami) 31 att.
*166 John Riggins, Washington (1/30/83 at Pasadena) 38 att.
164 Jim Nance, Boston (12/1/87 at Miami) 24 att.
161 William Andrews, Atlanta (12/10/83 at Miami) 21 att.
*161 Earnest Byner, Cleveland (1/4/86 at Miami) 16 att.
160 Hoyle Granger, Houston (12/23/87 at Miami) 21 att.
160 Wayne Wilson, New Orleans (10/2/83 at New Orleans) 34 att.**MOST RUSHING ATTEMPTS***38 John Riggins (1/30/83 at Pasadena) 166 yds.
36 James Jones (10/27/85 at Detroit) 114 yds.
35 Lydell Mitchell (12/9/73 at Baltimore) 104 yds.
34 Wayne Wilson (10/2/83 at New Orleans) 160 yds.**MOST RUSHING TOUCHDOWNS**4 Earl Campbell, Houston (11/20/78 at Houston)
3 Paul Robinson, Cincinnati (11/17/68 at Cincinnati)
3 Don McCauley, Baltimore (11/23/75 at Miami)
3 Marcus Allen, L.A. Raiders (12/2/84 at Miami)
3 Merrill Hoge, Pittsburgh (11/26/89 at Miami)**MOST YARDS PASSING**479 Ken O'Brien, N.Y. Jets (9/21/86 at New York) 29-43-4
436 James Harris, Los Angeles (10/3/76 at Miami) 17-29-1
*433 Dan Fouts, San Diego (1/2/82 at Miami) 33-53-1
419 Joe Ferguson, Buffalo (10/9/83 at Miami) 38-55-5
415 Joe Namath, N.Y. Jets (10/1/87 at New York) 23-39-1
401 Bernie Kosar, Cleveland (11/10/86 at Cleveland) 32-50-0
393 Ken O'Brien, N.Y. Jets (11/10/85 at Miami) 26-43-0
380 Dan Fouts, San Diego (11/18/84 at San Diego) 37-56-1
365 Steve DeBerg, Tampa Bay (10/20/85 at Miami) 19-32-1**MOST PASS ATTEMPTS**56 Dan Fouts, San Diego (11/18/84 at San Diego) 37 comp.
55 Joe Ferguson, Buffalo (10/9/83 at Miami) 38 comp.
*53 Dan Fouts, San Diego (1/2/82 at Miami) 33 comp.**MOST PASS COMPLETIONS**38 Joe Ferguson, Buffalo (10/9/83 at Miami) 55 attempts
37 Dan Fouts, San Diego (11/18/84 at San Diego) 56 attempts
*33 Dan Fouts, San Diego (1/2/82 at Miami) 53 attempts
32 Bernie Kosar, Cleveland (11/10/86 at Cleveland) 50 attempts
30 Pat Ryan, N.Y. Jets (10/18/87 at New York) 49 attempts
29 Steve DeBerg, San Francisco (11/16/80 at Miami) 41 attempts
(includes record 15 consecutive completions)
29 Ken O'Brien, N.Y. Jets (9/21/86 at New York) 43 attempts
29 Jim Kelly, Buffalo (10/25/87 at Miami) 39 attempts**MOST TOUCHDOWN PASSES**5 Len Dawson, Kansas City (10/8/67 at Kansas City) 13-23
250 yds.
5 Babe Parilli, Boston (10/15/67 at Boston) 16-20 281 yds.
5 Joe Ferguson, Buffalo (10/9/83 at Miami) 38-55 419 yds.
4 Steve Tensi, San Diego (10/2/66 at San Diego) 9-12 223 yds.
4 Bert Jones, Baltimore (10/9/77 at Baltimore) 18-30 205 yds.
4 Richard Todd, N.Y. Jets (10/4/81 at Miami) 28-39 310 yds.

290

4 Dan Fouts, San Diego (11/18/84 at San Diego) 37-56 380 yds.
4 Steve DeBerg, Tampa Bay (10/20/85 at Miami) 19-32 365 yds.
4 Ken O'Brien, N.Y. Jets (9/21/86 at New York) 29-43 479 yds.
4 Pat Ryan, N.Y. Jets (10/18/87 at New York) 30-49 301 yds.
4 Jack Trudeau, Indianapolis (12/17/89 at Indianapolis), 23-35 195 yds.**MOST PASSES HAD INTERCEPTED**6 Joe Namath, N.Y. Jets (10/19/75 at New York) 8-24-6
*5 Mike Phipps, Cleveland (12/24/72 at Miami) 9-23-5
5 Bill Troup, Baltimore (9/10/78 at Baltimore) 15-33-5
5 Ken Stabler, Oakland (12/10/78 at Miami) 23-36-5
*5 Dan Fouts, San Diego (1/16/83 at Miami) 15-34-5
*5 Richard Todd, N.Y. Jets (1/23/83 at Miami) 15-37-5
5 Richard Todd, N.Y. Jets (10/16/83 at New York) 9-26-5**MOST RECEPTIONS**14 Al Toon, N.Y. Jets (11/27/88 at New York) 181 yards
*13 Kellen Winslow, San Diego (1/2/82 at Miami) 166 yds.
12 Eric Sievers, San Diego (11/18/84 at San Diego) 119 yds.
10 George Sauer, N.Y. Jets (10/1/67 at New York) 120 yds.
10 Joe Washington, Baltimore (11/11/79 at Miami) 121 yds.
10 Al Toon, N.Y. Jets (11/10/85 at Miami) 156 yds.
10 Al Toon, N.Y. Jets (9/24/89 at Miami) 159 yds.**MOST RECEIVING YARDS**220 Ron Jessie, Los Angeles (10/3/76 at Miami) 7 catches
194 Wesley Walker, N.Y. Jets (9/21/86 at New York) 6 catches
182 Stanley Morgan, New England (11/8/81 at New England)
5 catches
181 Al Toon, N.Y. Jets (11/27/88 at New York) 14 catches
177 Reggie Rucker, Cleveland (11/18/79 at Cleveland) 9 catches
173 Theo Ball, Pittsburgh (11/30/80 at Pittsburgh) 4 catches**MOST RECEIVING TOUCHDOWNS**4 Jimmie Giles, Tampa Bay (10/20/85 at Miami) 7-116
4 Wesley Walker, N.Y. Jets (9/21/86 at New York) 6-194
3 Jim Whalen, Boston (10/15/67 at Boston) 6-134
3 Billy Cannon, Oakland (11/19/67 at Oakland) 6-99
3 Morris Owens, Tampa Bay (10/24/76 at Tampa) 6-88
3 Sammy White, Minnesota (12/11/76 at Miami) 7-120**MOST FIELD GOALS**5 Roy Gerela, Houston (9/28/69 at Houston) of 5
5 Dean Biasucci, Indianapolis (9/25/88 at Indianapolis) of 6
4 George Blanda, Oakland (9/23/73 at Oakland) of 4
4 Rick Danmeier, Minnesota (9/16/79 at Minnesota) of 4
4 Matt Bahr, Cleveland (11/10/86 at Cleveland) of 5
4 Dean Biasucci, Indianapolis (11/15/87 at Miami) of 4
4 Gary Anderson, Pittsburgh (12/18/88 at Pittsburgh) of 4**MOST INTERCEPTIONS**3 Clarence Duren, San Diego (10/30/77 at Miami) 45 yds.
3 Jeff Nixon, Buffalo (9/7/80 at Buffalo) 31 yds.
3 Erik McMillan, N.Y. Jets (10/23/88 at Miami) 57 yds.**MOST INTERCEPTION RETURN YARDS**

151 Mike Haynes, L.A. Raiders (12/2/84 at Miami) on 2, long 97t

MOST KICKOFF RETURN YARDS185 Floyd Little, Denver (9/17/67 at Miami) on 5, long 59
159 Harold Hart, Oakland (9/22/75 at Miami) on 3, long 102t**MOST PUNT RETURN YARDS**

110 Ron Gardin, Baltimore (11/1/70 at Baltimore) on 3

LONGEST PLAYS**RUNS FROM SCRIMMAGE**81t Earl Campbell, Houston (11/20/78 at Houston)
80t Carl Garrett, Boston (11/9/69 at Boston)
76t Robert Holmes, Kansas City (9/28/68 at Miami)
75t O.J. Simpson, Buffalo (12/5/76 at Miami)
*66t Earnest Byner, Cleveland (1/4/86 at Miami)
64t Hoyle Granger, Houston (12/23/87 at Miami)
64 Lydell Mitchell, Baltimore (10/9/77 at Baltimore)
59t Henry Marshall, Kansas City (10/17/76 at Miami)
56t Don Woods, San Diego (9/29/74 at San Diego)
55 Mosi Tatupu, New England (11/13/83 at New England)**PASS PLAYS**93t Mike Livingston to Otis Taylor, 79 yards; lateral
to Robert Holmes, 10/19/69 at Kansas City
92t Joe Ferguson to Frank Lewis, 9/17/78 vs. Buffalo
89t Len Dawson to Otis Taylor, 11/13/66 at Kansas City
89t Joe Namath to Richard Caster, 10/7/74 vs. N.Y. Jets
*82t Daryle Lamonica to Rod Sherman, 12/27/70 at Oakland
82t Dan Pastorini to Charlie Joiner, 9/24/72 vs. Houston

291

80t Sam Wyche to Bob Trumpy, 11/17/88 vs. Cincinnati
 80t Ken Anderson to Isaac Curtis, 11/28/83 vs. Cincinnati
 80t Warren Moon to Butch Woolfolk, 9/8/85 at Houston
 80t Mike Pagel to Wayne Capers, 11/17/85 at Indianapolis

INTERCEPTION RETURNS
 97t Mike Haynes, L.A. Raiders (Dan Marino), 12/2/84 at Miami
 78t Dwayne Woodruff, Pittsburgh (Dan Marino), 12/18/88 at Pittsburgh
 76t Dave Grayson, Oakland (Bob Griese), 9/20/69 at Oakland
 71t Darrol Ray, N.Y. Jets (David Woodley), 12/20/80 at Miami
 70t Tom Holmoe, San Francisco (Dan Marino), 9/28/86 at Miami
 (66 yards by Holmoe after 4 yards and lateral by Ronnie Lott)
 68 Freddie Robinson, Indianapolis (Don Strock), 11/15/87 at Miami
 66t Ken Houston, Houston (Bob Griese), 9/14/68 at Miami
 65t Kenny Graham, San Diego (Bob Griese), 10/11/69 vs. San Diego
 60t Butch Byrd, Buffalo (Rick Norton), 9/18/66 at Buffalo

PUNTS
 89 Luke Prestridge, New England (10/21/84 at New England)
 73 Rich Camarillo, New England (9/13/87 at New England)
 72 Rohn Stark, Indianapolis (9/23/84 at Miami)
 70 Bob Scarpitto, Denver (10/16/66 at Miami)

FIELD GOALS
 52 Jan Stenerud, Kansas City (9/28/68 at Miami)
 52 Raul Allegre, Indianapolis (12/9/84 at Indianapolis)
 51 Charlie Gogolak, New England (10/17/71 at Miami)
 51 Bruce Alford, Buffalo (10/12/68 at Miami)
 51 Dean Biasucci, Indianapolis (9/25/88 at Indianapolis)
 50 John Leypoldt, Buffalo (10/21/73 at Miami)
 50 Eddie Murray, Detroit (10/27/85 at Detroit)
 50 Dean Biasucci, Indianapolis (9/20/87 at Indianapolis)
 50 Dean Biasucci, Indianapolis (9/25/88 at Indianapolis)
 50 Matt Bahr, Cleveland (10/18/89 at Miami)

PUNT RETURNS
 83t Billy Johnson, Houston (11/16/75 at Houston)
 80t Ron Gardin, Baltimore (11/1/70 at Baltimore)
 72t Butch Byrd, Buffalo (9/18/66 at Buffalo)
 70t Robbie Martin, Indianapolis (11/17/85 at Indianapolis)
 *56t Wes Chandler, San Diego (1/2/82 at Miami)

KICKOFF RETURNS
 102t Harold Hart, Oakland (9/22/75 at Miami)
 99t Jim Duncan, Baltimore (11/1/70 at Baltimore)
 96t Emerson Boozer, N.Y. Jets (11/20/66 at New York)

FUMBLE RECOVERIES
 66t Greg Townsend (David Woodley), 9/19/83 at L.A. Raiders
 58t Rick Redman, San Diego (Dick Wood), 10/2/66 at San Diego
 58 Randy McClanahan, Buffalo (Bob Griese), 11/12/78 at Buffalo
 50 Gary Hogeboom, Indianapolis (his own), 9/14/86 at Miami
 **49t Mike Bass, Washington (Garó Yepremian), 1/14/73 at Los Angeles

BLOCKED FIELD GOALS
 78t George Radachowsky (Pete Stoyanovich), 9/24/89 at Miami
 76t Charles Romes (Uwe von Schamann), 9/2/79 at Buffalo

→ Jarvis Williams at Washington (42 yards), 12/2/90

THE LAST TIME...

← Kerry Glenn at Cleveland (54 yards), 11/25/90 (regular season)

KICKOFF RETURNED FOR A TOUCHDOWN
 By Dolphins — Marc Logan at Houston (97 yards), 10/1/89
 By Opponents — Harold Hart of Oakland (102 yards), 9/22/75

PUNT RETURNED FOR A TOUCHDOWN
 By Dolphins — Scott Schwedes at Indianapolis (70 yards), 12/17/89
 By Opponents — Robbie Martin at Indianapolis (70 yards), 11/17/85

INTERCEPTED PASS RETURNED FOR A TOUCHDOWN
 By Dolphins — William Judson at Houston (61 yards), 9/8/85
 By Opponents — Kirby Jackson at Buffalo (40 yards), 10/29/89

FUMBLE RETURNED FOR A TOUCHDOWN
 By Dolphins — Liffort Hobbey at L.A. Raiders (49 yards), 10/9/88 at Indy
 By Opponents — Dwayne Woodruff of Pittsburgh (21 yards), 11/26/89 10/25/90

BLOCKED FIELD GOAL RETURNED FOR A TOUCHDOWN
 By Dolphins — Curtis Johnson vs. Green Bay (47 yards), 12/19/71
 By Opponents — George Radachowsky of N.Y. Jets (78 yards), 9/24/89

BLOCKED PUNT RETURNED FOR A TOUCHDOWN
 By Dolphins — Marc Logan vs. Buffalo (recovered in end zone), 8/10/89
 Mark Hogg vs. New England (19 yards), 10/15/90

← Brian Sechia vs. Indianapolis (13 yards), 12/30/90

By Opponents — Jewerl Thomas of L.A. Rams (recovered in end zone), 11/9/80

SAFETY SCORED
 By Dolphins — snap out of endzone (Ray Donaldson) vs. Indianapolis, 11/5/89
 By Opponents — fumble out of endzone (Reggie Roby) at Houston, 10/1/89

SHUTOUT
 By Dolphins — at Miami 42, Kansas City 0; 10/11/87
 By Opponents — at Buffalo 27, Miami 0; 11/29/87

200 YARDS RUSHING
 By Dolphins — None
 By Opponents — Rueben Mayes at New Orleans (203 yards), 12/7/86

100 YARDS RUSHING
 By Dolphins — Sammie Smith vs. Indianapolis (123 yards), 11/5/89
 By Opponents — Eric Dickerson at Indianapolis (107 yards), 12/17/89

TWO 100-YARD RUSHERS
 By Dolphins — Mercury Morris (125 yards) and Don Nottingham (102 yards) at Green Bay, 10/5/75
 By Opponents — Thurman Thomas (148 yards) and Larry Kinnebrew (121 yards) at Buffalo, 10/29/89

400 YARDS PASSING
 By Dolphins — Dan Marino vs. N.Y. Jets (427 yards), 9/24/89
 By Opponents — Bernie Kosar at Cleveland (401 yards), 11/10/86

300 YARDS PASSING
 By Dolphins — Dan Marino vs. Kansas City (339 yards), 12/24/89
 By Opponents — Ken O'Brien of N.Y. Jets (329 yards), 9/24/89

200 YARDS RECEIVING
 By Dolphins — Mark Duper vs. N.Y. Jets (217 yards), 11/10/85
 By Opponents — Ron Jessie of L.A. Rams (220 yards), 10/3/76

100 YARDS RECEIVING
 By Dolphins — Mark Clayton vs. Kansas City (102 yards), 12/24/89
 By Opponents — Eric Sievers of New England (117 yards), 12/10/89

TWO 100-YARD RECEIVERS
 By Dolphins — Fred Banks (119 yards) and Mark Clayton (102 yards) vs. New England, 12/10/89
 By Opponents — Wesley Walker (194 yards) and Al Toon (111 yards) at N.Y. Jets, 9/21/86

FIVE TOUCHDOWN PASSES
 By Dolphins — Dan Marino at N.Y. Jets, 11/27/88
 By Opponents — Joe Ferguson of Buffalo, 10/9/83

FOUR TOUCHDOWN PASSES
 By Dolphins — Dan Marino vs. Cleveland, 12/12/88
 By Opponents — Jack Trudeau at Indianapolis, 12/17/89

THREE TOUCHDOWN PASSES
 By Dolphins — Dan Marino vs. Kansas City, 12/24/89
 By Opponents — Jack Trudeau at Indianapolis (4), 12/17/89

FOUR TOUCHDOWN RECEPTIONS
 By Dolphins — Paul Warfield vs. Detroit, 12/15/73
 By Opponents — Wesley Walker at N.Y. Jets, 9/21/86

THREE TOUCHDOWN RECEPTIONS
 By Dolphins — Mark Duper vs. Washington, 12/20/87
 By Opponents — Wesley Walker at N.Y. Jets (4), 9/21/86

TWO TOUCHDOWN RECEPTIONS
 By Dolphins — Jim Jensen at Kansas City, 12/3/89
 By Opponents — Sterling Sharpe of Green Bay, 10/22/89

FOUR TOUCHDOWNS RUSHING
 By Dolphins — None
 By Opponents — Earl Campbell at Houston, 11/20/78

THREE TOUCHDOWNS RUSHING
 By Dolphins — Sammie Smith vs. New England, 12/10/89
 By Opponents — Merril Hoge of Pittsburgh, 11/26/89

FOUR FIELD GOALS
 By Dolphins — Uwe von Schamann at Buffalo, 9/4/83
 By Opponents — Gary Anderson of Pittsburgh, 12/18/88

THREE FIELD GOALS
 By Dolphins — Pete Stoyanovich vs. Green Bay, 10/22/89
 By Opponents — Pat Leahy at N.Y. Jets, 11/12/89

THREE INTERCEPTIONS
 By Dolphins — William Judson at N.Y. Jets, 10/16/83
 By Opponents — Erik McMillan of N.Y. Jets, 10/23/88

TWO INTERCEPTIONS
 By Dolphins — Jarvis Williams vs. Indianapolis, 11/5/89

1983	Mark Clayton	41	392	9.6	60t	1
1984	Fulton Walker	21	169	8.0	33	0
1985	Tom Vigorito	22	197	9.0	21	0
1986	Craig Ellis	24	149	6.2	17	0
1987	Scott Schwedes	24	203	8.5	31	0
1988	Scott Schwedes	24	230	9.6	36	0
1989	Scott Schwedes	18	210	11.7	70t	1

KICKOFF RETURNS

YEAR	PLAYER	NO.	YDS.	AVG.	LONG	TD
1966	Joe Auer	28	698	24.9	95t	1
1967	Bob Neff	15	351	23.4	69	0
1968	Gene Milton	18	408	22.7	74	0
1969	Mercury Morris	43	1136	26.4	105t	1
1970	Mercury Morris	28	812	29.0	96t	1
1971	Mercury Morris	15	423	28.2	94t	1
1972	Mercury Morris	14	334	23.9	33	0
1973	Charlie Leigh	9	251	27.9	51	0
1974	Nat Moore	22	587	26.7	40	0
1975	Freddie Solomon	17	348	20.5	31	0
1976	Duriel Harris	17	559	32.9	69	0
1977	Gary Davis	14	414	29.6	73	0
1978	Duriel Harris	29	657	22.7	53	0
1979	Tony Nathan	45	1016	22.6	43	0
1980	Don Bessillieu	40	890	22.3	87	0
1981	Fulton Walker	38	932	24.5	90t	1
1982	Fulton Walker	20	433	21.7	32	0
1983	Fulton Walker	36	962	26.7	78	0
1984	Fulton Walker	29	617	21.3	41	0
1985	Lorenzo Hampton	45	1020	22.7	46	0
1986	Craig Ellis	25	541	21.6	41	0
1987	Lorenzo Hampton	16	304	19.0	32	0
1988	Joe Cribbs	41	863	21.0	44	0
1989	Marc Logan	24	613	25.5	97t	1

INTERCEPTIONS

YEAR	PLAYER	NO.	YDS.	AVG.	LONG	TD
1966	Willie West	8	62	7.8	27	0
1967	Dick Westmoreland	10	127	12.7	29	1
1968	Dick Anderson	8	230	28.8	96t	1
1969	Lloyd Mumphord	5	102	20.4	51	0
1970	Dick Anderson	8	191	23.9	86	0
1971	Jake Scott	7	34	4.9	21	0
1972	Jake Scott	5	73	14.6	31	0
1973	Dick Anderson	8	163	20.4	38t	2
1974	Jake Scott	8	75	9.4	30	0
1975	Jake Scott	6	60	10.0	38	0
1976	(four players)		(two interceptions)			
1977	Curtis Johnson	4	35	8.8	19	0
1978	Tim Foley	6	12	2.0	8	0
1979	Neal Colzie	5	86	17.2	56	0
	Gerald Small	5	74	14.8	40	0
1980	Gerald Small	7	46	6.6	22	0
1981	Glenn Blackwood	4	124	31.0	39	0
1982	Don McNeal	4	42	10.5	23	1
1983	William Judson	6	60	10.0	29	0
1984	Glenn Blackwood	6	169	28.2	50	0
1985	Glenn Blackwood	6	36	6.0	17	0
1986	(four players)		(two interceptions)			
1987	Paul Lankford	3	44	14.7	44	0
	Glenn Blackwood	3	17	5.7	17	0
1988	Jarvis Williams	4	62	15.5	23	0
	William Judson	4	57	14.3	52	0
1989	Louis Oliver	4	32	8.0	23	0

SCORING*

YEAR	PLAYER	TDs	RUN	REC.	PATs	FGs	PTS.
1966	Joe Auer	9	5	4	0-0	0-0	54
	Gene Mingo	0	0	0	23-23	10-22	53
1967	Booth Lusteg	0	0	0	18-18	7-12	39
	Jack Harper	4	1	3	0-0	0-0	24
1968	Karl Noonan	11	0	11	0-0	0-0	66
	Jim Keyes	0	0	0	30-30	7-16	51

300

1969	Karl Kremser	0	0	0	26-27	13-22	65
	Jim Kick	10	9	1	0-0	0-0	60
1970	Garò Yepremian	0	0	0	31-31	22-29	97
1971	Garò Yepremian	0	0	0	33-33	28-40	117
	Paul Warfield	11	0	11	0-0	0-0	66
1972	Garò Yepremian	0	0	0	43-45	24-37	115
	Mercury Morris	12	12	0	0-0	0-0	72
1973	Garò Yepremian	0	0	0	38-38	25-37	113
	Paul Warfield	11	0	11	0-0	0-0	66
1974	Garò Yepremian	0	0	0	43-43	8-15	67
	Larry Csonka	9	9	0	0-0	0-0	54
1975	Garò Yepremian	0	0	0	40-46	13-16	79
	Don Nottingham	12	12	0	0-0	0-0	72
1976	Garò Yepremian	0	0	0	29-31	16-23	77
1977	Nat Moore	13	1	12	0-0	0-0	78
	Garò Yepremian	0	0	0	37-41	10-22	67
1978	Garò Yepremian	0	0	0	41-45	19-23	98
	Nat Moore	10	0	10	0-0	0-0	60
1979	Uwe von Schamann	0	0	0	36-40	21-29	99
	Larry Csonka	13	12	1	0-0	0-0	78
1980	Uwe von Schamann	0	0	0	32-32	14-23	74
	Nat Moore	7	0	7	0-0	0-0	42
1981	Uwe von Schamann	0	0	0	37-38	24-31	109
1982	Uwe von Schamann	0	0	0	21-22	15-20	66
	Andra Franklin	7	7	0	0-0	0-0	42
1983	Uwe von Schamann	0	0	0	45-48	18-27	99
	Mark Duper	10	0	10	0-0	0-0	60
1984	Mark Clayton	18	0	18	0-0	0-0	108
	Uwe von Schamann	0	0	0	66-70	9-19	93
1985	Fuad Reveiz	0	0	0	50-52	22-27	116
	Ron Davenport	13	11	2	0-0	0-0	78
1986	Fuad Reveiz	0	0	0	52-55	14-22	94
	Lorenzo Hampton	12	9	3	0-0	0-0	72
1987	Fuad Reveiz	0	0	0	28-30	9-11	55
	Mark Duper	8	0	8	0-0	0-0	48
1988	Mark Clayton	14	0	14	0-0	0-0	84
	Fuad Reveiz	0	0	0	31-32	8-12	55
1989	Pete Stoyanovich	0	0	0	38-39	19-26	95
	Mark Clayton	9	0	9	0-0	0-0	54

*In years where only one player is listed, several players were tied with same point total.



DOLPHIN FACT

In the 1984 season, the Dolphins established a number of NFL season records, including most yards gained (6,936), most yards gained by passing (5,018), most first downs (387), most touchdowns (70), most passing touchdowns (49) and most PATs (66).



DOLPHIN FACT

The Dolphins got off to a fast start in Miami's first-ever game as the initial touchdown scored by the Dolphins came on the opening kickoff when Joe Auer returned a Mike Mercor kickoff 95 yards for a score against the Oakland Raiders on Sept. 2, 1966.

DOLPHINS OFFENSE YEAR-BY-YEAR

YEAR	PLAYS	FIRST DOWNS	RUSH YARDS	PASS YARDS	TOTAL YARDS	NFL RANK* T-R-P	TOTAL POINTS
1966	884	200	1410	2048	3458	22-21-19	213
1967	847	212	1323	2336	3659	17-18-17	219
1968	892	247	1704	2402	4106	12-15-11	276
1969	878	224	1513	2077	3590	23-23-21	233
1970	827	228	2082	1957	4039	11- 3-20	297
1971	804	232	2429	1983	4412	5- 1-19	315
1972	893	291	2960	2076	5036	1- 1-16	385
1973	776	215	2521	1582	4103	9- 3-21	343
1974	884	272	2191	2084	4275	11- 4-16	327
1975	896	266	2500	2009	4509	11- 4-20	357
1976	874	267	2118	2268	4386	13-13-10	263
1977	866	267	2366	1961	4327	10- 5-16	313
1978	954	270	2366	2469	4835	13-11-15	372
1979	1006	297	2187	2763	4950	16-17-14	341
1980	1015	284	1876	2688	4564	26-17-24	266
1981	1063	306	2173	3149	5322	16-10-16	345
1982	582	165	1344	1314	2658	19- 3-27	198
1983	1033	314	2150	3045	5195	16-13-19	389
1984	1070	387	1918	5018	6936	1-16- 1	513
1985	1039	361	1729	4114	5843	6-18- 2	428
1986	1011	351	1545	4779	6324	2-25- 1	430
1987	1005	331	1662	3876	5538	4-23- 1	362
1988	963	321	1205	4516	5721	5-28- 1	319
1989	1011	311	1330	4216	5546	7-27- 3	331

*1966-69 are AFL-NFL combined rankings

DOLPHINS DEFENSE YEAR-BY-YEAR

YEAR	PLAYS	FIRST DOWNS	RUSH YARDS	PASS YARDS	TOTAL YARDS	NFL RANK* T-R-P	TOTAL POINTS
1966	857	237	1510	3101	4611	19- 7-22	362
1967	843	269	2145	2835	4980	22-25-17	407
1968	808	240	2172	2712	4884	23-22-20	355
1969	851	206	1489	2637	4126	10- 9-16	332
1970	808	226	1453	2551	4004	14- 7-22	228
1971	800	214	1661	2000	3661	5- 8- 6	174
1972	770	186	1548	1749	3297	1- 3- 5	171
1973	878	195	1991	1290	3281	3-12- 1	150
1974	807	208	1624	2182	3806	8- 7-16	216
1975	858	224	1768	2021	3789	6- 5- 6	222
1976	892	268	2411	2670	5081	26-22-28	264
1977	901	227	1749	2233	3982	16- 6-24	197
1978	1021	298	2261	2908	5169	23-16-26	254
1979	938	238	1702	2737	4439	4- 2-12	257
1980	1062	309	2018	3206	5224	14-15-15	305
1981	1039	296	2032	3331	5363	15-14-19	275
1982	548	147	1285	1027	2312	1-24- 1	131
1983	992	288	2037	3002	5139	7-13- 8	250
1984	1051	314	2155	3265	5420	19-22-14	298
1985	1033	314	2256	3511	5767	23-23-22	320
1986	1058	337	2493	3557	6050	26-27-22	405
1987	1013	314	2198	3247	5445	26-25-21	335
1988	1072	359	2506	3275	5781	26-26-14	380
1989	1045	337	2153	3543	5696	24-25-18	379

*1966-69 are AFL-NFL combined rankings

302

DOLPHINS' 10 LARGEST MARGINS

... OF VICTORY

MARGIN	SCORE	DATE	OPPONENT
1. 52 points	52-0	11/12/72	NEW ENGLAND
2. 44 points	44-0	11/11/73	BALTIMORE
3. 43 points	43-0	10/19/75	at N.Y. Jets
4. 42 points	42-0	9/10/78	at Baltimore
42 points	45-3	11/24/86	N.Y. JETS
42 points	42-0	10/11/87	KANSAS CITY
7. 41 points	55-14	11/24/77	at St. Louis
8. 38 points	45-7	12/20/70	BUFFALO
38 points	41-3	10/17/71	NEW ENGLAND
10. 37 points	37-0	11/20/83	BALTIMORE
37 points	44-7	9/23/84	INDIANAPOLIS

... OF DEFEAT

MARGIN	SCORE	DATE	OPPONENT
1. 45 points	48-3	9/28/68	KANSAS CITY
2. 41 points	41-0	10/8/67	at Kansas City
3. 35 points	35-0	11/1/70	at Baltimore
4. 34 points	58-24	9/18/66	at Buffalo
34 points	44-10	10/2/66	at San Diego
34 points	34-0	10/12/80	at New England
7. 32 points	39-7	10/1/89	at Houston
8. 31 points	41-10	10/15/67	at Boston
31 points	41-10	12/23/67	HOUSTON
10. 29 points	29-0	11/6/66	BUFFALO
29 points	42-13	12/17/89	at Indianapolis

DOLPHINS HOME & AWAY

YEAR	HOME	PCT.	ROAD	PCT.	OVERALL	PCT.
1966	2-5	.286	1-6	.143	3-11	.214
1967	4-3	.571	0-7	.000	4-10	.286
1968	1-5-1	.214	4-3	.571	5-8-1	.393
1969	2-3-1	.417	1-7*	.125	3-10-1	.250
1970	6-1	.857	4-3	.571	10-4	.714
1971	6-1	.857	4-2-1	.643	10-3-1	.750
1972	7-0	1.000	7-0	1.000	14-0	1.000
1973	7-0	1.000	5-2	.714	12-2	.857
1974	7-0	1.000	4-3	.571	11-3	.786
1975	5-2	.714	5-2	.714	10-4	.714
1976	3-4	.429	3-4	.429	6-8	.429
1977	6-1	.857	4-3	.571	10-4	.714
1978	7-1	.875	4-4	.500	11-5	.688
1979	6-2	.750	4-4	.500	10-6	.625
1980	5-3	.625	3-5	.375	8-8	.500
1981	6-1-1	.813	5-3	.625	11-4-1	.719
1982	4-0	1.000	3-2	.600	7-2	.778
1983	7-1	.875	5-3	.625	12-4	.750
1984	7-1	.875	7-1	.875	14-2	.875
1985	8-0	1.000	4-4	.500	12-4	.750
1986	4-4	.500	4-4	.500	8-8	.500
1987	4-3	.571	4-4	.500	8-7	.533
1988	4-4	.500	2-6	.250	6-10	.375
1989	4-4	.500	4-4	.500	8-8	.500
TOTALS	122-49-3	.710	91-86-1	.514	213-135-4	.611

*Includes 38-23 loss to Boston at Tampa

303

DOLPHINS MONTH-BY-MONTH

(*Regular Season)

YEAR	SEPT.	OCT.	NOV.	DEC.	RECORD
1966	0-3	2-2	0-4	1-2	3-11
1967	1-1	0-4	1-3	2-2	4-10
1968	0-3	2-1-1	2-2	1-2	5-8-1
1969	0-3	1-2-1	1-4	1-1	3-10-1
1970	1-1	3-1	3-2	3-0	10-4
1971	1-0-1	4-1	4-0	1-2	10-3-1
1972	2-0	5-0	4-0	3-0	14-0
1973	2-1	4-0	4-0	2-1	12-2
1974	2-1	3-1	3-1	3-0	11-3
1975	1-1	4-0	2-2	3-1	10-4
1976	2-1	2-3	1-3	1-1	6-8
1977	2-0	4-1	2-2	3-0	10-4
1978	2-2	4-1	2-2	3-0	11-5
1979	4-1	2-2	3-2	1-1	10-6
1980	3-1	1-3	2-3	2-1	8-8
1981	4-0	1-2-1	2-2	4-0	11-4-1
1982	2-0	0-0	1-1	3-1	7-2
1983	3-1	3-2	3-1	3-0	12-4
1984	5-0	4-0	3-1	2-1	14-2
1985	3-1	2-2	3-1	4-0	12-4
1986	1-3	2-2	3-2	2-1	8-8
1987	1-1	1-3	3-2	3-1	8-7
1988	1-3	4-1	0-4	1-2	6-10
1989	1-2	3-2	3-1	1-3	8-8
TOTALS	44-30-1	60-37-3	56-44	52-24	212-135-4

*Does not include January 2, 1983, 34-7 win at Baltimore

PRIME TIME DOLPHINS

YEAR	DATE	OPPONENT	SCORE	ATTEN- DANCE
1970	Mon., Nov. 30	at Atlanta	20-7 W	54,036
1971	Mon., Nov. 29	CHICAGO	34-3 W	75,061
1972	Mon., Nov. 27	ST. LOUIS	31-10 W	76,801
1973	Mon., Oct. 15	at Cleveland	17-9 W	72,070
1973	Mon., Dec. 3	PITTSBURGH	30-26 W	68,901
1974	Mon., Oct. 7	N.Y. JETS	21-17 W	61,527
1974	Mon., Dec. 2	CINCINNATI	24-3 W	71,962
1975	Mon., Sept. 22	OAKLAND	21-31 L	78,744
1975	Mon., Dec. 1	NEW ENGLAND	20-7 W	61,963
1976	Mon., Sept. 13	at Buffalo	30-21 W	77,683
1976	Mon., Nov. 22	BALTIMORE	16-17 L	62,104
1977	Mon., Dec. 5	BALTIMORE	17-6 W	68,977
1978	Mon., Oct. 9	CINCINNATI	21-0 W	54,729
1978	Mon., Nov. 20	at Houston	30-35 L	50,290
1978	Mon., Dec. 18	NEW ENGLAND	23-3 W	72,071
1979	Mon., Oct. 8	at Oakland	3-13 L	52,419
1979	Mon., Nov. 5	HOUSTON	6-9 L	70,273
1979	Thur., Nov. 29	NEW ENGLAND	39-24 W	69,174
1980	Mon., Oct. 27	at N.Y. Jets	14-17 L	53,046
1980	Thur., Nov. 20	SAN DIEGO	24-27 L(OT)	63,013
1980	Mon., Dec. 8	NEW ENGLAND	16-13 W(OT)	63,292
1981	Thur., Sept. 10	PITTSBURGH	30-10 W	74,190
1981	Mon., Oct. 12	at Buffalo	21-31 L	78,576
1981	Mon., Nov. 30	PHILADELPHIA	13-10 W	67,797
1982	Mon., Nov. 29	at Tampa Bay	17-23 L	54,854
1982	Mon., Dec. 27	BUFFALO	27-10 W	73,924
1983	Mon., Sept. 19	at L.A. Raiders	14-27 L	57,796
1983	Mon., Nov. 28	CINCINNATI	38-14 W	74,506
1983	Fri., Dec. 16	N.Y. JETS	34-14 W	59,975
1984	Mon., Sept. 17	at Buffalo	21-17 W	65,455
1984	Mon., Nov. 26	N.Y. JETS	28-17 W	74,884

304

1984	Mon., Dec. 17	DALLAS	28-21 W	74,139
1985	Mon., Oct. 14	at N.Y. Jets	7-23 L	73,807
1985	Mon., Dec. 2	CHICAGO	38-24 W	75,594
1985	Mon., Dec. 16	NEW ENGLAND	30-27 W	69,489
1986	Mon., Nov. 10	at Cleveland	16-26 L	77,949
1986	Mon., Nov. 24	N.Y. JETS	45-3 W	70,206
1986	Mon., Dec. 22	NEW ENGLAND	27-34 L	74,516
1987	Sun., Nov. 22	at Dallas	20-14 W	56,519
1987	Mon., Dec. 7	N.Y. JETS	37-28 W	62,592
1987	Sun., Dec. 20	WASHINGTON	23-21 W	65,715
1987	Mon., Dec. 28	NEW ENGLAND	10-24 L	61,192
1988	Mon., Nov. 14	BUFFALO	6-31 L	67,091
1988	Sun., Nov. 20	NEW ENGLAND	3-6 L	53,526
1988	Mon., Dec. 12	CLEVELAND	38-31 W	61,884
1989	Sun., Dec. 10	NEW ENGLAND	31-10 W	55,918

TOTALS: 24-14 Monday Night (20-6 home, 4-8 road); 6-2 Other (5-2 home, 1-0 road)

DOLPHINS' 10 LARGEST CROWDS

HOME

ACTUAL ATTENDANCE	DATE	OPPONENT	RESULT
1. 78,939	1/2/72	Baltimore	21-0 W
2. 78,914	11/19/72	N.Y. Jets	28-24 W
3. 78,744	9/22/75	Oakland	21-31 L
4. 78,196	12/24/72	Cleveland	20-14 W
5. 77,596	10/15/72	San Diego	24-10 W
6. 76,801	11/27/72	St. Louis	31-10 W
7. 76,696	12/16/72	Baltimore	16-0 W
8. 76,029	1/6/85	Pittsburgh	45-28 W
9. 75,770	12/23/73	Cincinnati	34-16 W
10. 75,594	12/2/85	Chicago	38-24 W

ROAD

ACTUAL ATTENDANCE	DATE	OPPONENT	RESULT
1. 103,667	1/30/83	*Washington (at Pasadena)	17-27 L
2. 85,462	1/14/73	*Washington (at L.A.)	14-7 W
3. 84,059	1/20/85	*San Francisco (at Stanford)	16-38 L
4. 80,591	1/16/72	*Dallas (at New Orleans)	3-24 L
5. 80,374	11/18/79	Cleveland	24-30 L
6. 80,208	10/29/89	Buffalo	17-31 L
7. 79,829	9/17/72	Kansas City	20-10 W
8. 79,598	9/7/80	Buffalo	7-17 L
9. 79,520	9/11/88	Buffalo	6-9 L
10. 79,080	10/26/75	Buffalo	35-30 W

*Super Bowl

ATTENDANCE

PAID, REGULAR SEASON

YEAR	HOME TOTAL	HOME AVERAGE	ROAD TOTAL	ROAD AVERAGE	ALL PAID
1966	178,855	25,551	237,430	33,918	416,285
1967	189,840	27,120	239,175	34,167	429,105
1968	209,741	29,963	237,849	33,978	447,590
1969	226,348	32,335	264,191	37,741	490,539
1970	413,422	59,060	334,422	47,774	747,844
1971	464,658	66,380	403,174	57,596	867,832
1972	544,162	77,737	414,056	59,151	958,218
1973	551,000	78,714	474,400	67,771	1,025,400
1974	537,418	76,774	405,068	57,867	942,486
1975	487,758	69,680	421,918	60,274	909,676
1976	400,109	57,158	426,552	60,936	826,661
1977	369,118	52,731	404,029	57,718	773,147
1978	488,068	61,009	433,205	54,151	921,273
1979	498,080	62,260	495,856	61,982	993,936

305

1980	422,213	52,777	463,182	57,898	885,395
1981	512,645	64,081	465,155	58,144	977,800
1982	243,095	60,774	235,044	47,008	478,139
1983	516,953	64,619	490,497	61,312	1,007,450
1984	542,098	67,762	488,463	61,053	1,030,561
1985	560,447	70,055	513,099	64,137	1,073,546
1986	538,683	67,335	556,232	69,529	1,094,915
1987	475,039	67,863	451,943	56,493	926,982
1988	535,851	66,981	533,744	66,178	1,069,595
1989	492,455	61,557	504,448	63,056	996,903

7 home, 7 away from 1966-1977; 8 home, 8 away from 1979-1981, 1983-86, 1988-89; 4 home, 5 away in 1982; 7 home, 8 away in 1987

ACTUAL, REGULAR SEASON

YEAR	HOME TOTAL	HOME AVERAGE	ROAD TOTAL	ROAD AVERAGE	ALL ACTUAL
1966	182,428	26,061	243,269	34,753	425,697
1967	202,849	28,978	255,143	36,449	457,992
1968	215,980	30,854	252,271	36,042	468,251
1969	242,815	34,688	269,510	38,503	512,325
1970	440,141	62,877	348,918	49,845	789,059
1971	454,388	64,913	413,194	59,028	867,582
1972	532,005	76,001	421,503	60,215	953,508
1973	442,482	63,212	437,631	62,519	880,113
1974	457,768	65,395	398,968	56,995	856,736
1975	453,353	64,765	401,222	57,317	854,575
1976	358,817	51,260	414,553	59,222	773,370
1977	339,698	48,528	383,253	54,750	722,951
1978	465,251	58,156	421,856	52,732	887,107
1979	455,137	56,892	475,116	59,390	930,253
1980	384,829	48,104	439,024	54,878	823,853
1981	489,292	61,161	459,962	57,495	949,254
1982	238,951	59,738	205,948	43,390	444,899
1983	487,939	60,992	451,995	56,499	939,934
1984	524,874	65,609	471,050	58,883	995,924
1985	542,228	67,812	491,990	61,499	1,034,218
1986	467,288	58,411	529,603	66,200	996,891
1987	394,672	56,382	392,118	49,015	786,790
1988	469,277	58,660	470,234	58,779	939,511
1989	447,663	55,958	481,003	60,125	928,666

7 home, 7 away from 1966-1977; 8 home, 8 away from 1979-1981, 1983-86, 1988-89; 4 home, 5 away in 1982; 7 home, 8 away in 1987

SEASON TICKETS, PRESEASON

YEAR	SEASON TICKETS	PRESEASON HOME	PRESEASON ROAD	PRESEASON TOTAL
1966	12,503	1- 36,366	3- 55,154	4- 91,520
1967	13,050	2- 86,692	3- 55,154	5-129,892
1968	14,924	3-145,257	2- 27,003	5-172,260
1969	17,478	3-140,514	3- 67,759	6-208,273
1970	26,161	4-246,176	2- 46,008	6-292,184
1971	44,834	4-237,753	2- 92,344	6-330,097
1972	69,303	3-222,821	3-161,100	6-383,921
1973	74,961	4-313,411	2-104,550	6-417,961
1974	67,322	3-193,442	3-157,681	6-351,123
1975	49,026	4-213,186	2-107,190	6-320,376
1976	44,494	2-102,338	4-227,598	6-329,936
1977	34,838	2- 81,517	4-218,777	6-300,294
1978	41,456	2- 97,461	*3-142,278	5-239,739
1979	41,140	2- 94,095	2-118,327	4-212,422
1980	38,385	2- 83,331	2-115,230	4-198,561
1981	37,574	2- 82,792	2-102,272	4-185,064
1982	39,208	2- 91,938	2-115,581	4-207,519
1983	42,039	1- 38,735	3-160,308	4-199,043
1984	43,187	1- 46,705	3-147,125	4-193,830
1985	46,435	2- 78,686	2- 78,501	4-157,187
1986	50,729	2- 96,581	2-104,500	4-201,081
1987	52,923	2-129,687	2-113,016	4-242,703
1988 †	43,961	2-101,065	†3-152,384	5-253,449
1989 †	35,289	2- 92,833	2-108,150	4-200,983

*includes 18,355 in Hall of Fame game at Canton, Ohio.
 †does not include club seats or seats in executive suites
 ‡includes 70,535 in American Bowl game in London, England

1989 45,570

306

HISTORICAL HIGHLIGHTS

1965

- March 3 — Minneapolis lawyer Joseph Robbie meets AFL Commissioner Joe Foss in Washington, and Foss advises Robbie to apply for an expansion franchise in Miami.
- May 6 — Joseph Robbie meets Miami Mayor Robert King High to ascertain the availability of the Orange Bowl stadium, and the mayor agrees to invite the AFL to Miami.
- June 7 — AFL Executive Committee votes to expand in 1966 at a meeting in Monmouth Park, N.J.
- Aug. 16 — AFL awards its first expansion franchise to Joseph Robbie and television star Danny Thomas for \$7.5 million.
- Nov. 27 — Miami picks Kentucky QB Rick Norton and Illinois RB Jim Grabowski in first round of AFL's college draft. Tulsa WR Howard Twilley is selected in 12th round.
- Dec. 16 — Miami Dolphins, Ltd. organizes as a Florida limited partnership. Joseph Robbie becomes Managing General Partner and Danny Thomas Sports, Inc., becomes the other general partner.

1966

- Jan. 15 — Miami picks 31 players from eight teams in AFL expansion draft. One of the draftees, T Norm Evans of Houston, would play 10 seasons at right tackle.
- Jan. 29 — George Wilson becomes first head coach after eight years coaching the Detroit Lions (57-46-6 and NFL champions in 1957) and one year as a Washington assistant.
- June 8 — AFL merges into NFL with Pete Rozelle as commissioner. An AFL-NFL championship game is scheduled for the next January followed by a common draft.
- July 5 — Dolphins open first training camp at St. Petersburg Beach as 83 players report.
- Aug. 7 — Training camp moves to St. Andrews School in Boca Raton, Fla.
- Sept. 2 — Joe Auer returns opening kickoff 95 yards for Dolphin TD in first regular-season game, but Oakland wins, 23-14, at Orange Bowl before 26,776 spectators.
- Oct. 16 — Dolphins end string of nine losses (four in pre-season) by defeating Denver, 24-7, with a George Wilson, Jr. screen pass to Billy Joe turning into a 67-yard TD. Only 23,393 spectators were at Orange Bowl.
- Dec. 18 — QB John Stofa passes for four TDs, capped by 14-yard strike to Joe Auer with 38 seconds remaining for 29-28 victory over Houston at Orange Bowl before 20,045 spectators.

1967

- March 14 — Miami picks Purdue QB Bob Griese in first round of common draft. Griese is the fourth player selected.
- June 1 — Joseph Robbie and W.H. Keland purchase the interest of Danny Thomas and agree to equalize present holdings in Miami Dolphins, Ltd., whenever either acquires outside holdings.
- Aug. 19 — Record crowd of 50,822 sees first interleague game, which Atlanta wins, 27-17.
- Sept. 17 — QB John Stofa breaks his right ankle shortly after scoring a TD, and rookie Bob Griese directs 35-21 victory over Denver at Orange Bowl. RB Abner Haynes gains 151 yards in season opener. Griese throws 68-yard TD pass to Joe Auer.
- Nov. 26 — Dolphins end eight-game losing streak by defeating Buffalo, 17-14, on a fourth-down, 31-yard TD pass from Bob Griese to Howard Twilley with 1:01 remaining.
- Dec. 27 — Miami trades QB John Stofa to expansion club Cincinnati for 1968 draft picks in first and second rounds.

1968

- Jan. 30 — Miami picks Syracuse FB Larry Csonka in first round of draft. Csonka is the eighth player selected.

307

- Aug. 17 — Dolphins gain first interleague victory, 23-7 over Philadelphia at Orange Bowl.
- Aug. 31 — AFL-record crowd of 68,125 at Orange Bowl sees Coach Don Shula's Baltimore Colts win interleague game, 22-13. WR Jack Clancy (67 catches as rookie) injures left knee, putting him out for season.
- Nov. 24 — Rookie strong safety Dick Anderson returns interception 96 yards for TD in 34-10 victory over Boston at Fenway Park.
- Dec. 8 — QB Bob Griese sets then-club records with 2,473 yards, 186 completions and 21 TDs for season after directing 38-7 victory over Boston at Orange Bowl. Griese misses final game due to bruised knee.

1969

- Jan. 28 — Miami picks Georgia DE Bill Stanfill in first round of draft. Stanfill is the 11th player selected.
- March 24 — Miami obtains all-time AFL middle linebacker Nick Buoniconti from Boston in trade for QB Kim Hammond and LB John Bramlett.
- May 10 — Pro football realignment for 1970 places Dolphins in AFC East with Boston, Buffalo, New York Jets and NFL's Baltimore.
- May 16 — Joseph Robbie becomes majority owner of Dolphins when he is joined by five Miami businessmen in purchasing the interest of W.H. Keland.
- July 2 — Miami obtains G Larry Little, a native of Miami, from San Diego in trade for CB Mack Lamb.
- Sept. 14 — QB Bob Griese passes for a then-record 327 yards and rookie Mercury Morris returns kickoff 105 yards for TD, but Dolphins lose season opener, 27-21 at Cincinnati.
- Oct. 26 — Dolphins notch first victory after 0-4-1 start as LB Nick Buoniconti helps restrict rookie O.J. Simpson to 12 yards on 10 carries. Miami wins 24-6 over Buffalo at Orange Bowl.
- Nov. 9 — Only 8,374 spectators brave a downpour at Boston College and FB Larry Csonka splashes 54 yards for TD in 17-16 victory over Patriots. QB Bob Griese injures right knee, putting him out for final five games.

1970

- Jan. 27 — Miami obtains WR Paul Warfield from Cleveland in trade for 1970 first-round draft pick.
- Feb. 18 — Don Shula, 40, becomes head coach and vice president after seven years coaching the Baltimore Colts (71-23-4). He succeeds George Wilson, who coached the Dolphins for four years (15-39-2).
- April 11 — Dolphins join scouting combine BLESTO-V.
- April 13 — NFL Commissioner Pete Rozelle gives the Dolphins' 1971 first-round draft pick to Baltimore as compensation for loss of Don Shula.
- April 20 — Don Shula completes coaching staff with Mike Scarry (defensive line), Monte Clark (offensive line), Bill Arnsperger (defensive coordinator), Howard Schnellenberger (offensive coordinator), Carl Taseff (offensive backs) and holdover Tom Keane (defensive backs).
- April 25 — Don Shula meets 47 players for indoctrination camp at University of Miami.
- July 12 — Rookies report to new training headquarters at Biscayne College in North Miami.
- Aug. 29 — Record crowd of 76,712 sees fourth consecutive pre-season victory, 20-13 over Baltimore.
- Oct. 3 — Dolphins post first-ever victory over Oakland, 20-13, as WR Paul Warfield catches two TD passes.
- Oct. 10 — Dolphins post first-ever victory over New York Jets, 20-6, and QB Joe Namath (93-161 for 1,506 yards and 12 TDs in eight previous meetings), 20-6.
- Nov. 22 — Dolphins reverse a 35-0 loss by defeating Baltimore, 34-17 at Orange Bowl, as free safety Jake Scott returns punt 77 yards for TD.
- Dec. 20 — Dolphins extend winning streak to six games and clinch playoff berth with 45-7 victory over Buffalo at Orange Bowl.

1971

- Sept. 1 — Miami obtains LB Bob Matheson from Cleveland in trade for 1972 second-round pick and Matheson later becomes key to the 53 Defense.
- Oct. 17 — QB Bob Griese sets NFL record with three consecutive passes for TDs in first quarter of 41-3 victory over New England at Orange Bowl.
- Nov. 7 — Dolphins post first-ever shutout, 34-0 over Buffalo at Orange Bowl, although Bills gained 364 yards.
- Nov. 14 — QB Bob Griese, despite illness, rallies Dolphins from 21-3 deficit to a 24-21 victory over Pittsburgh at Orange Bowl with record 86-yard TD pass to Paul Warfield and record 73-yard punt by Larry Seiple.
- Dec. 19 — Record regular-season crowd of 74,215 paid sees Dolphins win AFC East title by defeating Green Bay, 27-6. FB Larry Csonka becomes club's first 1,000-yard rusher with 1,051 yards, and placekicker Garo Yepremian leads NFL with 117 points.
- Dec. 25 — Dolphins win longest game (82 minutes, 40 seconds) in pro football history, 27-24 at Kansas City, as Garo Yepremian kicks 37-yard field goal in second overtime of AFC semifinal playoff.

1972

- Jan. 2 — Dolphins stymie Baltimore, 21-0, for first AFC Championship before 78,629 spectators at Orange Bowl. Colts are scoreless for first time in 97 games and strong safety Dick Anderson returns interception 62 yards for clinching TD.
- Jan. 16 — Dallas rushes for 252 yards in defeating Dolphins 24-3 in Super Bowl VI before 81,035 spectators at Tulane Stadium in New Orleans.
- April 25 — Dolphins claim 16-year pro QB Earl Morrall, age 38, on waivers from Baltimore.
- Oct. 1 — Dolphins end season ticket sale at record 69,303.
- Oct. 15 — QB Earl Morrall replaces injured Bob Griese (broken right leg, dislocated ankle) at Orange Bowl and finishes 24-10 victory over San Diego for 5-0 record.
- Nov. 12 — Don Shula becomes first NFL coach to win 100 regular-season games in 10 seasons as Dolphins smother New England, 52-0, with 501 total yards at Orange Bowl.
- Dec. 16 — Dolphins achieve NFL's first 14-0 regular-season record and break NFL rushing record with 2,960 yards by defeating Baltimore 16-0 at Orange Bowl.
- Dec. 31 — QB Bob Griese comes off bench in 7-7 battle in third quarter after 10-game absence and rallies Dolphins to 21-17 victory at Pittsburgh to repeat as AFC Champions.

1973

- Jan. 14 — Dolphins cap a perfect season in Super Bowl VII at Los Angeles by defeating Washington 14-7 for NFL's first unbeaten, untied record. A 28-yard TD pass from Bob Griese to Howard Twilley and interceptions by LB Nick Buoniconti and safety Jake Scott are key plays.
- April 18 — Dolphins surpass NFL record with 74,961 season ticket sales. Kansas City held old record of 72,855 in 1972.
- Sept. 30 — RB Mercury Morris sets single-game rushing record of 197 yards on 15 carries with three TDs (24, 70, 35) in 44-23 win over New England at Orange Bowl.
- Nov. 11 — Dolphins shut out Baltimore for fourth consecutive time, 44-0, as CB Tim Foley returns two blocked punts for TDs at Orange Bowl.
- Dec. 15 — WR Paul Warfield catches four TD passes (21, 7, 16, 4) from Bob Griese in first half of 34-7 victory over Detroit at Orange Bowl. Dolphins compile best two-year record (26-2) in NFL history.
- Dec. 30 — Dolphins rush for 266 yards in defeating Oakland 27-10 for unprecedented third straight AFC Championship at Orange Bowl.

1974

- Jan. 13 — Dolphins overpower Minnesota 24-7 in Super Bowl VIII at Rice Stadium in Houston for second consecutive NFL Championship. FB Larry Csonka gains 145 yards on 33 carries as Dolphins outscore three playoff foes, 85-33.
- Jan. 20 — Garo Yepremian kicks five field goals for AFC, including 42-yarder with 21 seconds remaining, for 15-13 victory in Pro Bowl at Kansas City.
- March 31 — FB Larry Csonka, WR Paul Warfield and RB Jim Kiick sign \$3.3 million package deal in Toronto to play for John Bassett in World Football League.
- July 1 — NFL Players Association declares strike, and Dolphin Managing General Partner Joseph Robbie charges NFLPA with search and destroy mission.
- July 10 — Chicago Tribune Charities cancels July 26 College All-Star Game with Dolphins due to strike.
- July 17 — Seven veterans cross picket line: C Jim Langer, S Jake Scott, TE Jim Mandich, LB Bob Matheson, QB Earl Morrall and RBs Don Nottingham and Mercury Morris.
- Aug. 14 — Strike ends after seven weeks.
- Nov. 17 — Dolphins outlast Buffalo 35-28 at Orange Bowl on 23-yard TD by Don Nottingham with 19 seconds remaining; third time in season that Dolphins score winning points with less than 20 seconds to play.
- Dec. 2 — FB Larry Csonka gains 100 yards for 19th time with 123 yards in 24-3 victory over Cincinnati at Orange Bowl; is Miami's seventh consecutive win on Monday night TV.
- Dec. 15 — Dolphins rally from 24-point deficit to defeat New England 34-27 for 31st consecutive victory (excluding pre-season) at Orange Bowl. QB Earl Morrall passes for 288 yards as Miami closes with 11-3 record.
- Dec. 21 — Raiders spoil Dolphins' bid for third consecutive NFL Championship, 28-26, in AFC semifinal at Oakland on 8-yard TD pass from Ken Stabler to Clarence Davis with 26 seconds remaining.

1975

- Sept. 22 — Winning streak at Orange Bowl stops at 31 games after 31-21 loss to Oakland.
- Oct. 19 — Dolphins intercept Jets' QB Joe Namath six times in 43-0 victory at New York.
- Oct. 22 — World Football League folds after losing \$30 million, but three ex-Dolphins remain under contract to John Bassett.
- Nov. 23 — QB Bob Griese suffers torn tendons in right foot during third quarter of 33-17 loss to Baltimore at Orange Bowl.
- Dec. 7 — Third-string QB Don Strock directs 31-21 victory over Buffalo at Orange Bowl for 12th consecutive win over Bills.
- Dec. 14 — Dolphins suffer 10-7 loss in overtime at Baltimore on 31-yard FG by Toni Linhart and miss qualifying for playoffs for first time in six years under Don Shula.

1976

- Jan. 22 — Prescription Athletic Turf (grass) approved for Orange Bowl stadium at a cost of \$244,500.
- March 30 — Seattle selects Dolphin original T Norm Evans in expansion draft; Tampa Bay selects LBs Bruce Elia and Doug Swift, who retires to enter medical school.
- Sept. 26 — Dolphins face QB Joe Namath of New York Jets for last time and post 16-0 shutout at Orange Bowl.
- Oct. 17 — WR Howard Twilley, last of Dolphin originals, surpasses 3,000 career yards with eight catches for 104 yards in 20-17 overtime loss to Kansas City at Orange Bowl.
- Dec. 5 — WR Freddie Solomon gains 252 yards in three-TD spectacular that includes 79-yard punt return, 53-yard pass play and 59-yard flanker reverse in 45-27 victory over Buffalo Bills at Orange Bowl.

310

1977

- March 14 — Dolphins agree to 10-year lease for use of Orange Bowl with three-year cancellation notice. New lease doubles rent to \$45,000 per game, but is less than City of Miami's proposed 10 percent of gross ticket sales.
- May 2 — QB Earl Morrall, age 43, who spent five seasons with the Dolphins, retires after a 21-year career. Morrall passed for 20,809 career yards and guided the Dolphins through most of undefeated 1972 season.
- Sept. 11 — QB Bob Griese, forced to wear eyeglasses because of problems with contact lenses, passes for two TDs in 27-21 pre-season victory at New York Giants.
- Nov. 24 — QB Bob Griese becomes first since 1972 to throw six TD passes in a game, and Dolphins set records of 55 points and 503 yards in 55-14 rout on Thanksgiving Day at St. Louis.
- Dec. 5 — Rookie RB Leroy Harris gallops 77 yards for longest TD run in Dolphin history, capping 17-6 victory over Baltimore at Orange Bowl.
- Dec. 15 — Maxwell Club of Philadelphia names QB Bob Griese as its Pro Player of Year.

1978

- Feb. 17 — Chuck Connor, 40, becomes Director of Player Personnel after three years of scouting for BLESTO. He succeeds Bobby Beathard, who resigned Feb. 7 to become general manager of the Washington Redskins.
- April 17 — Dolphins acquire RB Delvin Williams from San Francisco 49ers in exchange for WR Freddie Solomon, S Vern Roberson and picks in the first and fifth rounds of 1978 draft.
- Aug. 25 — QB Bob Griese suffers torn ligaments in left knee during 24-20 pre-season victory at Tampa Bay, and backup Don Strock guides Dolphins to 5-2 record before Griese returns as starter Oct. 22.
- Nov. 5 — A 17-point blitz in first quarter and five quarterback sacks enable Dolphins to upset defending Super Bowl champion Dallas Cowboys, 23-16 at Orange Bowl.
- Nov. 12 — Delvin Williams becomes first 1,000-yard rusher of 1978 with 144 yards and two TDs in 25-24 triumph at Buffalo, marking 18th straight win over Bills. Williams sets Dolphin record of 1,258 yards rushing in season.
- Dec. 10 — LB Larry Gordon intercepts three passes in 23-6 rout of Oakland Raiders at Orange Bowl to clinch wild-card berth in playoffs.
- Dec. 18 — Garo Yepremian ties NFL record with 16th consecutive field goal, capping 23-3 victory over New England and boosting Dolphins to 11-5 record.

1979

- Jan. 8 — Howard Schnellenberger, receivers and passing game coach, is named head coach at the University of Miami.
- Feb. 22 — FB Larry Csonka, 32, re-signs with Dolphins as a free agent after four-year absence in World Football League (1975) and with NFL's New York Giants (1976-78).
- Oct. 14 — Tony Nathan escapes on record 86-yard punt return for TD as Dolphins defeat Buffalo, 17-7, for 20th consecutive win in series.
- Nov. 29 — QB Bob Griese, benched in favor of Don Strock for second straight game, rallies Dolphins to 26 points in second half for 39-24 victory over New England as FB Larry Csonka scores three TDs.
- Dec. 9 — QB Bob Griese completes 17 of 22 passes for 229 yards in 28-10 win at Detroit which clinches AFC East title.
- Dec. 30 — Pittsburgh overpowers Dolphins with 20-point first quarter in 34-14 playoff victory at Pittsburgh, and Steelers eventually win Super Bowl XIV.

1980

- Sept. 5 — Don Shula signs four-year contract through 1983 season, canceling old pact which had one year remaining.

311

- Sept. 21 — QB Bob Griese wins his 100th game, coming off bench and passing for two TDs in fourth quarter for 20-17 victory at Atlanta.
- Nov. 9 — Rookie QB David Woodley passes for three TDs and runs for another two TDs in stunning 35-14 upset of defending National Conference champion Los Angeles Rams at Anaheim.

1981

- Feb. 5 — Six-time All-Pro guard Larry Little, 35, retires following a 14-year career which included 12 years with the Dolphins. He ended with 152 career starts.
- June 25 — QB Bob Griese, the 14th passer in football history to eclipse 25,000 yards, retires following a 14-year career with the Dolphins. He had presided over 101 of the 135 victories in the club's history (101-62-3) and was consensus All-Pro in 1971 and 1977. The six-time Pro Bowl quarterback held records of 1,926 completions in 3,429 attempts, 25,092 yards and 56.2 percent passing accuracy. He guided Miami to Super Bowl triumphs in 1972 and 1973.
- July 1 — Dolphin linebacker Rusty Chambers is killed in an automobile accident in Hammond, Louisiana.
- Sept. 10 — Rookie Tom Vigorito rambles 87 yards for record punt-return TD as Dolphins crush Pittsburgh 30-10 before 74,190 fans, the largest Orange Bowl crowd since 1975.
- Sept. 27 — Coach and son clash as Shula Bowl I has Don Shula opposed by Baltimore rookie punt returner David Shula. Dolphins outlast Colts 31-28 for fourth straight win in Baltimore.
- Oct. 4 — Wide receiver Nat Moore sets Dolphin record (since broken) with 210 receiving yards (on seven catches) as Miami and New York Jets play to 28-28 tie.
- Nov. 1 — Shula Bowl II, as the Dolphins defeat the Colts and David Shula 27-0 in Miami.
- Nov. 8 — Don Shula captures 200th NFL coaching victory when linebacker Bob Brudzinski intercepts pass in overtime to set up Uwe von Schamann for 30-yard field goal in 30-27 triumph at New England.

1982

- Jan. 2 — Dolphins overcome 24-0 deficit but succumb in overtime, 41-38, to San Diego in highest-scoring playoff game in history. Rolf Benirschke ends four-hour struggle with 29-yard field goal. It is only game in NFL where two quarterbacks, Miami reliever Don Strock and San Diego star Dan Fouts, both passed for more than 400 yards. Orange Bowl crowd of 73,735 comprised fourth sell-out of season.
- Sept. 21 — NFLPA calls players strike with games not resuming until November 21.
- Dec. 12 — In one of the most bizarre incidents in Miami Dolphin history, a work release parolee cleared a space on the snow-frozen turf at New England's Sullivan Stadium that enabled the Patriots to kick a late fourth-quarter field goal and win the game 3-0 before 25,716 fans.
- Dec. 27 — The incredible record of not having won in 16 years in the Orange Bowl continued as the Dolphins scored 20 unanswered points in the second half to defeat the Buffalo Bills 27-10.

1983

- Jan. 8 — For the first time in nine years, the Dolphins win a playoff game, defeating the New England Patriots 28-13 before 68,842 fans.
- Jan. 16 — The Dolphins choke off the San Diego Chargers famed offense and defeat them 34-13 before 71,383 fans. The Chargers were held to only 247 yards in total offense, 203 yards below their league-leading average.
- Jan. 23 — A.J. Duhe sets an AFC playoff record with three interceptions, including one for a 35-yard touchdown romp, as the Dolphins defeat the New York Jets for the third time in one season to win the AFC crown, 14-0.
- Jan. 30 — In Pasadena, California, the Dolphins appear in their fourth Super Bowl, and in spite of leading with only 10 minutes to play, they lose 27-17 before a sellout crowd of 103,667 and a TV audience estimated at 115 million. Fulton Walker sets a Super Bowl record with a 98-yard kickoff return for a touchdown as he returns four kickoffs for a total of 190 yards.

- April 26 — The Dolphins select quarterback Dan Marino in the first-round of the 1983 draft (27th player overall).
- June 25 — Starting linebacker Larry Gordon dies of a rare heart disease while jogging in Arizona at the age of 28. Gordon had been the Dolphins' first-round draft choice in 1976 out of Arizona State.
- Oct. 9 — Quarterback Dan Marino and wide receiver Mark Duper make their first-ever starts for the Miami Dolphins, with Marino passing for 322 yards and Duper netting seven catches for 202 yards. The offensive explosion produces 971 total yards between the Dolphins and Bills, with Buffalo winning the Orange Bowl encounter, 38-35 in overtime.
- Nov. 28 — Dolphin Owner Joseph Robbie announces the signing of Head Coach Don Shula to a multi-year contract.
- Dec. 2 — Bill Arnsparger, the Dolphins' Assistant Head Coach and mastermind of the team's defense, resigns to become the head coach at Louisiana State University. His resignation is effective at the end of the season.
- Dec. 16 — With starting QB Dan Marino sidelined for the second consecutive game, relief pitcher Don Strock again steps in to help lead Miami to a 34-14 Orange Bowl win over the Jets. Safety Mike Kozlowski breaks open a close game when he returns two interceptions for touchdowns in a 61-second span in the fourth quarter. WR Mark Duper catches four passes for 71 yards to become the first Dolphin receiver to go over the 1,000-yard mark in a single season.
- Dec. 27 — The Dolphins name 54-year-old Chuck Studley as their Defense Coach to replace Bill Arnsparger. Studley had spent the 1983 season as defensive coordinator and then interim head coach of the Houston Oilers.

1984

- March 5 — Miami Dolphin Owner Joseph Robbie announces plans to build a new multi-purpose stadium in north Dade County. Mr. Robbie also announces acquisition of the land and discusses possible stadium funding.
- June 24 — Running back David Overstreet is killed in an automobile accident in Winona, Texas.
- Oct. 7 — The Dolphins beat Pittsburgh 31-7 to move Head Coach Don Shula into third place on the NFL's list for all-time winningest coaches.
- Oct. 21 — Wide receiver Nat Moore catches a 19-yard TD pass from QB Dan Marino for the 58th touchdown of his Dolphin career. That surpasses Larry Csonka's all-time club record of 57.
- Nov. 11 — The Dolphins remain the NFL's only unbeaten team as they improve their record to 11-0 (16 straight regular-season wins) with a 24-23 victory over Philadelphia. DE Doug Betters' block of an Eagle PAT with 1:52 remaining in the game seals the win.
- Dec. 2 — The Dolphins lose a 45-34 decision to the Raiders, but QB Dan Marino breaks the all-time NFL record for TD passes in a season with his 37th. He also shatters Dolphin single-game records for most yards passing (470), most completions (35) and most attempts (57).
- Dec. 17 — Miami ends the regular season with the best record in the AFC (14-2) following a 28-21 victory over Dallas. WR Mark Clayton catches three touchdown passes to give him 18 for the season as he eclipses the all-time NFL mark in that category. Dan Marino becomes the first-ever NFL quarterback to pass for over 5,000 yards in a season as he ends up with 5,084. Both Clayton (73-1,389) and WR Mark Duper (71-1,306) surpass prior Dolphin records for receptions and reception yardage in one season.
- Dec. 20 — QB Dan Marino is named as the NFL's Most Valuable Player by the Associated Press.

1985

- Jan. 6 — The Dolphins defeat the Steelers 45-28 in the AFC Championship game in Miami to earn a berth in Super Bowl XIX.
- Jan. 8 — Joseph Robbie gives the go-ahead to prepare final plans and specifications to construct the new 75,000-seat Dolphin Stadium.

- Jan. 20 — The Dolphins drop a 38-16 decision to the San Francisco 49ers in Super Bowl XIX before 84,059 fans in Stanford Stadium in Palo Alto, California.
- Feb. 15 — Miami names 42-year-old Mel Phillips as its new defensive backfield coach. Phillips comes to the Dolphins after five seasons in the same capacity for the Detroit Lions.
- March 14 — Following a presentation led by Joseph Robbie to NFL owners at the league meetings in Phoenix, Miami is selected as the site for Super Bowl XXIII (1989).
- Sept. 29 — In a game billed nationally as "Marino-Elway I," Miami's Dan Marino wins this one over Denver, 30-26, completing 25 of 43 passes for three TDs and a season-best 390 yards. Veteran WR Nat Moore also produces his top performance of 1985 with the 12th 100-plus yard game of his career. WR Vince Heflin's first-ever NFL TD, a 46-yard catch, proves to be the game-winner.
- Oct. 9 — The Dolphins acquire All-Pro linebacker Hugh Green from Tampa Bay in exchange for a first- and second-round draft pick in 1986.
- Nov. 10 — Wide receiver Mark Duper, in his first game back after being sidelined for seven weeks with a broken leg, establishes a new Dolphin record by gaining 217 reception yards. In addition, his 50-yard scoring catch from Dan Marino with less than a minute remaining gives the Dolphins a 21-17 win over the Jets and the start of an eight-game winning streak.
- Dec. 1 — Owner Joseph Robbie officially breaks ground on the new 75,000-seat Dolphin Stadium.
- Dec. 2 — Led by a swarming defense that produces six sacks and three interceptions, the Dolphins administer the only defeat to be suffered by the eventual Super Bowl champion Chicago Bears, 38-24. A season-high Orange Bowl crowd of 75,594 witnesses the Monday night affair.
- Dec. 31 — Owner Joseph Robbie obtains the construction loan and is granted permanent financing for the new Dolphin Stadium.

1986

- Jan. 4 — The Dolphins rally from a 21-3 deficit to defeat the Cleveland Browns 24-21 in an AFC divisional playoff game. Miami is led offensively by Tony Nathan's 10 receptions for 101 yards and rookie Ron Davenport's two touchdowns.
- Jan. 12 — Despite 20 tackles by LB Bob Brudzinski, the Dolphins commit six turnovers and lose 31-14 to the New England Patriots in the AFC Championship game before 74,978 fans in the Orange Bowl. It marks Miami's first loss in an AFC title game in six tries.
- Jan. 21 — Dolphin C Dwight Stephenson is named the recipient of the NFL's Man of the Year award at a press conference in New Orleans. The award is in recognition of Stephenson's outstanding performance on the playing field and in the community.
- Jan. 22 — The Dolphins announce the retirement of Defensive Line Coach Mike Scarry, a member of Don Shula's staff since 1970. Dan Sekanovich, formerly of the Jets and Falcons, is named to replace him.
- Feb. 19 — Miami appoints Receivers and Quarterbacks Coach David Shula to the position of Assistant Head Coach. In addition, the club names Mike Westhoff as the Special Teams/Tight Ends Coach.
- June 3 — Owner Joseph Robbie plants a ceremonial 30-foot Royal Palm tree to begin a million dollar beautification project near Dolphin Stadium.
- Sept. 6 — Dan Marino signs a multi-year contract to remain as QB of the Dolphins. Two days before, Marino's wife, Claire, had given birth to the couple's first child — Daniel Charles.
- Sept. 21 — Miami suffers a heart-breaking 51-45 overtime loss to the N.Y. Jets in the Meadowlands as Dan Marino reaches 1,500 career attempts to qualify as the NFL's top-ranked passer of all-time. Marino finishes the afternoon 30 of 50 for 448 yards and six TDs. The six TDs are a personal high for Marino and tie the team record held by Bob Griese. Mark Duper (154) and Mark Clayton (174) each have over 100 yards receiving in the game. Standout LB Hugh Green suffers a knee injury which sidelines him for the season.
- Oct. 12 — In what was billed as "Marino-Kelly I," the Dolphins and Dan Marino (24 of 41 for 337 yards) defeat the Buffalo Bills and Jim Kelly (20 of 28 for 218 yards, two INTs) 27-14 at the Orange Bowl.

- Nov. 24 — The N.Y. Jets enter the Orange Bowl with a nine-game winning streak and the league's best record at 10-1. They leave with a 45-3 loss as Lorenzo Hampton rushes for 148 yards and two TDs on 19 carries (7.8 average), including a 54-yard TD run. Hampton's 100 yards snap a streak of 36 regular-season games (41 overall) for Miami without a 100-yard rusher. Marino completes a personal-high 80.6 percent of his passes (29 of 36) for 288 yards and four TDs.
- Nov. 25 — Less than 24 hours after the memorable 45-3 win over the Jets, General Manager Mike Robbie announces at a press conference that Don Shula has signed a multi-year contract to remain as head coach.
- Dec. 14 — Dan Marino sets an NFL career record with the seventh 400-yard game of his career as he passes for 403 yards in a thrilling 37-31 overtime win in Anaheim, Calif., over the playoff-bound L.A. Rams. Marino completes 29 of 46 with five TDs, including a 20-yarder to Mark Duper in OT to win the game. Marino is named AFC Offensive Player of the Week for his efforts.
- Dec. 22 — The Dolphins play their final game in the Orange Bowl — a 34-27 loss to the New England Patriots. New England captures the AFC East title with the win. The Dolphins finish 21 years in the Orange Bowl with an impressive 110-38-3 (.738) regular-season record. Marino sets NFL single-season records for completions (378) and attempts (623).

1987

- Jan. 8 — Four former Dolphins — Bob Griese, Larry Csonka, Jim Langer and Larry Little — are among a group of 14 finalists under consideration for the 1987 class of enshrinees for the Pro Football Hall of Fame, it is announced by the Hall of Fame in Canton, Ohio.
- Jan. 10 — John Offerdahl is named Old Spice NFL Rookie of the Year.
- Jan. 20 — Tom Olivadotti, an assistant for the Cleveland Browns, is named Defensive Coach for Miami. He is put in charge of the overall defense with the prime responsibility of pass defense. Chuck Studley is re-assigned as Linebacker Coach, with prime responsibility of run defense. Linebacker Coach Bob Matheson resigns.
- Jan. 27 — Former Dolphin greets Larry Csonka and Jim Langer are among a group of seven named to the Pro Football Hall of Fame. They join Paul Warfield as the only members of the proud franchise to earn the honor, with induction scheduled for August 8.
- Aug. 16 — The Dolphins play host to the Chicago Bears in the first game ever played in Joe Robbie Stadium. The date marks the 22nd anniversary of the Dolphin franchise. The Bears put a damper on the festive evening with a 10-3 preseason victory before 63,451. QB Dan Marino (dislocated ring finger on right hand) and LB John Offerdahl (torn right bicep) suffer injuries. Marino is out for three weeks; Offerdahl will miss the first six regular-season games.
- Sept. 22 — NFL Players Association goes on strike; the Dolphins' home contest with New York Giants (first regular-season game in Joe Robbie Stadium) on September 27 is cancelled because of strike.
- Oct. 4 — The Dolphins' "replacement" team takes the field for the first time, traveling to Seattle to meet the Seahawks. The Dolphins lose, 24-20.
- Oct. 11 — Miami's replacement team records a 42-0 shutout victory over the Kansas City Chiefs in the first regular-season game played in Joe Robbie Stadium. Safety Liffort Hobley (two interceptions, 55-yard fumble recovery for a TD, four tackles, two passes defended) is named AFC defensive player of the week for his efforts. Don Shula and Joe Robbie are given game balls by the replacement team following the contest in honor of Miami's first win in the new stadium. The next week (October 18), the replacement team loses its last game, 37-31 in overtime, to the N.Y. Jets at the Meadowlands.

- Oct. 25 — After four missed weeks of action (one game cancellation, three replacement games), the regular Dolphin players return to action. Miami loses 34-31 in overtime at home to the Buffalo Bills. The 21-point comeback by Buffalo is the best ever by an opponent against a Dolphins team.
- Nov. 1 — Don Shula wins his 250th regular-season game as the Dolphins defeat Pittsburgh 35-24 at Joe Robbie Stadium.
- Nov. 29 — The Dolphins suffer their first shutout loss (27-0 at Buffalo) since December 12, 1982 — the famous snowplow game at New England (3-0). The game also sees the end of Dan Marino's streak of 30 straight games with at least one touchdown pass. His string is second all-time to Johnny Unitas' 47.
- Dec. 20 — Miami picks up its final win of 1987 with a 23-21 victory over Washington at Joe Robbie Stadium. The Dolphins lose the following week (December 28) in the '87 finale to New England, 24-10, at home. The Redskins, meanwhile, go on to win Super Bowl XXII, 42-10 over Denver.
- Dec. 30 — RB Troy Stratford is named NFL Offensive Rookie of the Year by the Associated Press.

1988


- Jan. 14 — It is announced that former Dolphins QB Bob Griese is among a group of 15 finalists under consideration for the 1988 class of enshrinees in the Pro Football Hall of Fame in Canton, Ohio.
- Feb. 29 — Former Dolphin Larry Seiple is named receivers coach. Seiple, who had been out of pro coaching for a year, had been receivers coach at Detroit (1980-84) and Tampa Bay (1985-86).
- July 11 — Training camp opens for the Dolphins at St. Thomas University as Head Coach Don Shula welcomes 109 players — the largest group of players in Shula's tenure as Dolphin head coach.
- July 31 — The Dolphins make their first ever trip abroad and take on the San Francisco 49ers at Wembley Stadium in London for the third-annual American Bowl. Miami comes from behind to defeat the 49ers, 27-21, before 70,535 British fans to open the pre-season.
- Sept. 18 — Miami registers its first win of the season in a 24-17 triumph over the Green Bay Packers. It marks Miami's 18th win in 23 home openers, including 13 straight years, and a 17-2 record under Don Shula. Dan Marino goes over the 20,000-yard mark in career passing yardage and becomes only the 45th quarterback in NFL history to do so.
- Oct. 9 — The Dolphins reverse history by defeating the Raiders, 24-17, at the Los Angeles Memorial Coliseum. It marks Miami's first win ever against the Raiders in their home stadium and the Dolphins' first victory over the Raiders in 10 years. The game is played in 96 degree heat — the warmest game in Dolphins' history.
- Oct. 16 — Miami wins its third consecutive game this season as the Dolphins defeat the San Diego Chargers, 31-28. Quarterback Dan Marino throws for 329 yards and moves into sole possession of second-place on the NFL's career 300-yard passing games list with his 27th such game (behind only Dan Fouts with 51).
- Oct. 23 — Dan Marino records the second-best single-game passing yardage total in NFL history — 521 yards (Norm Van Brocklin holds the single-game record of 554 yards) and completes 35 of a team record 60 attempts, all to no avail as the N.Y. Jets defeat the Dolphins 44-30 at Joe Robbie Stadium.
- Oct. 30 — Shula Bowl III - Head Coach Don Shula and his assistant head coach and son, David Shula, are on the opposite side of the field of Mike Shula, a coaches' assistant for Tampa Bay, as the Dolphins defeat the Bucs, 17-14, in Tampa Stadium.
- Dec. 12 — Dan Marino becomes the first quarterback in NFL history to pass for over 4,000 yards four times in a career in the Dolphins' 37-31 win over Cleveland. He also throws for his 193rd career touchdown, setting a new Dolphin record and surpassing the total of former quarterback Bob Griese, who had previously held the mark. Marino tops the record that took Griese 14 seasons to accomplish in only six-plus seasons. Also, receiver Mark Clayton surpasses Nat Moore in the record books as he catches a pass in his 37th consecutive game.

1989

- Jan. 22 — Joe Robbie Stadium hosts Super Bowl XXIII only two-and-a-half years after its initial opening. San Francisco comes back in the final minutes of the game to defeat the Cincinnati Bengals, 20-16. The game marks the first time since Super Bowl XIII (January 21, 1979) that the NFL's championship game is played in Miami.
- Jan. 23 — NT Brian Sochia is added to the Pro Bowl roster after Cincinnati Bengal Tim Krumrie's injury in the Super Bowl prevents him from playing in the Pro Bowl. Additionally, Dolphin Linebackers Coach Chuck Studley resigns after five seasons with Miami.
- Jan. 25 — Former Miami Hurricanes defensive coordinator Dave Wannstedt joins the Dolphins coaching staff as linebackers coach.
- Feb. 25 — Dolphins get into the free agent market right from the start, signing linebacker E.J. Junior. Junior, a two-time Pro Bowl selection, is signed off the unprotected free agent list of the Phoenix Cardinals.
- Feb. 27 — David Shula, the Dolphins' assistant head coach and passing game coordinator, and Dave Wannstedt, the team's linebackers coach, resign their position to accept new posts with the Dallas Cowboys.
- March 1 — George Hill is named the new linebackers coach for the Dolphins, while John Sandusky, the Dolphins' offensive line coach is promoted to assistant head coach.
- March 6 — Gary Stevens, formerly of the University of Miami, is named quarterbacks/pass offense coach for the Dolphins.
- May 15 — Chuck Connor, the Dolphins director of player personnel for 11 seasons, announces his resignation to join the Atlanta Falcons as director of pro scouting.
- June 12 — Tom Heckert, formerly a college scout with the Tampa Bay Buccaneers and Cleveland Browns, is named Miami's Director of College Scouting.
- Sept. 10 — Jim Kelly scores on a two-yard run on the game's last play to give the Buffalo Bills a 27-24 win over the Dolphins. The loss dropped Miami's record in season openers to 10-13-1 and in home openers to 18-5-1 and it also snapped a 13-game winning streak in home openers, which had been the NFL's longest active home opener winning streak.
- Sept. 17 — In Miami's 24-10 win at New England, Dan Marino throws his 200th career touchdown pass, becoming the 13th player in NFL history to throw for 200 TDs. It was just his 89th career game, and he reaches the 200 touchdown pass mark faster than any quarterback in NFL history.
- Oct. 8 — In Miami's 13-10 overtime win vs. Cleveland, Dan Marino goes over 25,000 yards passing in his career, becoming the 25th player in NFL history to reach the 25,000 yards passing milestone. Marino also breaks Bob Griese's Dolphin team record of 25,092 career passing yards.
- Nov. 5 — Sammie Smith rushes for 123 yards in Miami's 19-13 win over the Indianapolis Colts, the third best single game rushing total ever by a Dolphin rookie. It also breaks a 27-game streak in which the Dolphins did not have a running back gain 100 or more yards.
- Nov. 12 — Pete Stoyanovich kicks a team-record 59-yard field goal in a 31-23 victory over the New York Jets, a kick that also tied the third longest field goal in NFL history.
- Nov. 19 — Miami defeats Dallas 17-14 in Shula Bowl IV, as Don Shula extends his record to 4-0 in Shula vs. Shula contests. This time Shula was opposed by son Dave, the Assistant Head Coach of the Cowboys. The win also was the Dolphins' sixth win in their last seven games and moved them into a first-place tie with the Buffalo Bills atop the AFC East.
- Dec. 3 — Dan Marino goes over 3,000 yards passing for the year in Miami's 26-21 loss at Kansas City. It was his sixth season passing for 3,000 yards and he ties Dan Fouts' NFL record of six 3,000 yard seasons.
- Dec. 24 — The Dolphins are eliminated from playoff contention with a 27-24 loss to the Kansas City Chiefs in the season finale at Joe Robbie Stadium. The game is played in 40 degree weather, the coldest home game in the history of the Dolphins.

1990

- Jan. 7 — Joseph Robbie, founder and owner of the Dolphins and the driving force behind the construction of Joe Robbie Stadium, dies of respiratory failure at age 73.
- Jan. 12 — The Miami Dolphins and Robbie Stadium Corporation undergo an organization realignment to ensure continued administration of both entities by the Robbie family. Tim Robbie becomes President of the Dolphins, Dan and Janet Robbie are named Executive Vice Presidents of the team, while Eddie Jones is named Executive Vice President and General Manager of the club. In addition, J. Michael Robbie is named Executive Vice President of Robbie Stadium Corporation.
- Jan. 19 — Dolphin President Tim Robbie announces that the Dolphins have signed Don Shula to a three-year contract to remain as head coach.
- Jan. 27 — Former Dolphin great Bob Griese is among a group of seven named to the Pro Football Hall of Fame. The Dolphin quarterback becomes the fourth player in Miami history to earn the honor, with induction scheduled for August 4.
- Feb. 7 — Monte Clark, former San Francisco and Detroit Head Coach and Dolphin Assistant Coach, is named Miami's Director of Pro Personnel, while Charley Winner is given expanded duties and is named the club's Director of Player Personnel.
- March 7 — H. Wayne Huizenga, Chairman of the Board and Chief Executive Officer of Blockbuster Video, purchases fifty percent of the Robbie Stadium Corporation (the parent company of Joe Robbie Stadium) as well as a fifteen percent limited partnership in the Miami Dolphins.



318

PLAYOFF HISTORY

1970 AFC PLAYOFF

OAKLAND 21, MIAMI 14 Oakland-Alameda County Coliseum
December 27, 1970 Oakland, CA

Oakland quarterback Daryle Lamonica unloaded an 82-yard touchdown pass to Rod Sherman with 9:34 left to play as Oakland spoiled the Dolphins' first appearance in the playoffs, 21-14, on a field oozing with mud. The Dolphins, who had won six consecutive games to finish the season 10-4 and gain a wild-card berth, took a 7-0 lead in the second quarter when Bob Griese fired a 16-yard strike to Paul Warfield in the end zone. Lamonica matched that TD with a 22-yard toss to Fred Biletnikoff only 1:50 before halftime. Raider right cornerback Willie Brown intercepted a wet and wobbly pass by Griese and fled 50 yards along the sideline for the tie-breaking TD. It came minutes after Jake Scott recovered an Oakland fumble at the Miami 10-yard line. The heave to Sherman was insurance. Only three plays earlier, Dolphin kicker Garo Yepremian missed a 24-yard field goal attempt for the second time in the game. Oakland's George Blanda also missed a 23-yarder.

MIAMI	0	7	0	7	-	14
OAKLAND	0	7	7	7	-	21

M	-	Warfield, 16 pass from Griese (Yepremian kick)	2/19	2- 3:31
O	-	Biletnikoff, 22 pass from Lamonica (Blanda kick)	8/62	2-13:10
O	-	Brown, 50 interception return (Blanda kick)		3-12:26
O	-	Sherman, 82 pass from Lamonica (Blanda kick)	3/80	4- 5:26
M	-	W.Richardson, 7 pass from Griese (Yepremian kick)	9/69	4-10:32

ATT. — 54,401

	Miami	Oakland
First Downs/Total-Rush.-Pass.-Pen.	16-5-9-2	12-5-7-0
Total Yards-Plays-Average	242-63-3.5	301-52-5.8
Rushes-Yards-Average	33-118-3.6	36-114-3.2
Net Yards Passing-Times Thrown-Yards Lost	124-3-31	187-0-0
Passes Attempted-Completed-Intercepted	27-13-1	16-8-0
Punts/Number-Average	5-39.2	4-32.2
Penalties/Number-Yards	0-0	4-30
Fumbles/Number-Lost	2-0	4-2

INDIVIDUAL STATISTICS

RUSHING — Miami: Klicik 14-64, Morris 8-29, Csonka 10-23, Griese 1-2.
Oakland: Hubbard 18-58, Smith 9-37, Dixon 8-31, Banaszak 1-(-6).
PASSING — Miami: Griese 27-13-1, 155 yards, 2 TDs.
Oakland: Lamonica 16-8-0, 187 yards, 2 TDs.
RECEIVING — Miami: Warfield 4-62, Klicik 4-34, W.Richardson 2-30, Morris 2-15, Twilley 1-14.
Oakland: Biletnikoff 3-46, Chester 2-47, Sherman 1-82, Smith 1-9, Dixon 1-3.

1971 AFC PLAYOFF

MIAMI 27, KANSAS CITY 24 (2 OTs) Kansas City Municipal Stadium
December 25, 1971 Kansas City, MO

Garo Yepremian ended 82 minutes and 40 seconds of an epic struggle by booting a 37-yard field goal with 7:40 elapsed in the second overtime, lifting the Dolphins past Kansas City, 27-24, on Christmas Day. The Dolphins battled from behind three times to tie the AFC West champions, the third time on Bob Griese's five-yard pass to tight end Marv Fleming with 96 seconds remaining in regulation. Kansas City running back Ed Podolak, who amassed 350 yards of all-purpose running, returned the ensuing kickoff 78 yards to the Dolphin 22 where Curtis Johnson missed a desperation tackle. With 35 seconds on the clock, Jan Stenerud missed a 32-yard field-goal try. Stenerud had a 42-yarder blocked by Nick Buoniconti in the fifth quarter, and Yepremian was short with a 45-yard effort. But Larry Csonka crashed 29 yards to the Chiefs 36, and that put Yepremian, the NFL's scoring leader, in position to win it. Goal posts were on the goal line; in 1974 the uprights were moved to the end line.

MIAMI	0	10	7	7	0	3	-27
KANSASCITY	10	0	7	7	0	0	-24

KC	-	FG Stenerud 24	9/40	1- 6:06
KC	-	Podolak, 7 pass from Dawson (Stenerud kick)	6/35	1-11:31
M	-	Csonka, 1 run (Yepremian kick)	9/80	2- 2:22
M	-	FG Yepremian 14	4/5	2-14:47
KC	-	Otis, 1 run (Stenerud kick)	14/75	3- 9:44

319

M - Kiick, 1 run (Yeplemian kick)
 KC - Podolak, 3 run (Stenerud kick)
 M - Fleming, 5 pass from Griese (Yeplemian kick)
 M - FG Yeplemian 37

8/71 3-14:00
 6/91 4- 8:14
 9/71 4-13:24
 6/40 2nd OT- 7:40

ATT. - 45,822

First Downs/Total-Rush.-Pass.-Pen.
 Total Yards-Plays-Average
 Rushes-Yards-Average
 Net Yards Passing-Times Thrown-Yards Lost
 Passes Attempted-Completed-Intercepted
 Punts/Number-Average
 Penalties/Number-Yards
 Fumbles/Number-Lost

Miami	Kansas City
22-6-14-2	23-13-10-0
407-78-5.2	451-71-6.4
43-144-3.4	44-213-4.8
263-0-0	238-1-8
35-20-2	26-18-2
6-40.0	2-51.0
5-26	6-44
1-0	3-2

INDIVIDUAL STATISTICS

RUSHING - Miami: Csonka 24-86, Kiick 15-56, Griese 2-9, Warfield 2 (-).
 Kansas City: Hayes 22-100, Podolak 17-85, Wright 2-15, Otis 3-13.
PASSING - Miami: Griese 35-20-2, 263 yards, 1 TD.
 Kansas City: Dawson 26-18-2, 246 yards, 1 TD.
RECEIVING - Miami: Warfield 7-140, Twilley 5-58, Fleming 4-37, Kiick 3-24, Mandich 1-4.
 Kansas City: Podolak 8-110, Wright 3-104, Taylor 3-12, Hayes 3-6, Frazier 1-14.

1971 AFC CHAMPIONSHIP

MIAMI 21, BALTIMORE 0
 January 2, 1972

Orange Bowl
 Miami, FL

Three lightning plays and a persistent defense propelled the Dolphins into Super Bowl VI with a 21-0 rout of Baltimore before an all-time Orange Bowl record crowd of 78,939. Strong safety Dick Anderson intercepted a Johnny Unitas pass which was deflected by Curtis Johnson, and behind a wall of six open-field blocks Anderson weaved 62 yards for a third-quarter touchdown. "My eyes were popping as I ran," Anderson said. "I've never seen so many people land on their heads." Before Anderson's convoy made it 14-0, the Dolphins staggered the defending Super Bowl champions when Bob Griese and Paul Warfield hooked up for a 75-yard TD pass. Warfield applied the clincher when he escaped 50 yards with a Griese pass, setting up a five-yard TD slam by fullback Larry Csonka. The Colts had not been held scoreless for 97 games over seven seasons. They were stopped at the Dolphin 9 in the second quarter. Jim O'Brien missed two field-goal attempts and had another blocked by Lloyd Mumphord.

BALTIMORE	0	0	0	0	-	0
MIAMI	7	0	7	7	-	21

M - Warfield, 75 pass from Griese (Yeplemian kick) 2/80 1- 8:21
 M - Anderson, 62 interception return (Yeplemian kick) 3-10:21
 M - Csonka, 5 run (Yeplemian kick) 6/74 4- 6:56

ATT. - 78,939

First Downs/Total-Rush.-Pass.-Pen.
 Total Yards-Plays-Average
 Rushes-Yards-Average
 Net Yards Passing-Times Thrown-Yards Lost
 Passes Attempted-Completed-Intercepted
 Punts/Number-Average
 Penalties/Number-Yards
 Fumbles/Number-Lost

Baltimore	Miami
16-6-10-0	13-8-4-1
302-68-3.1	286-45-6.4
30-89-2.9	35-144-4.1
213-2-11	142-2-16
36-20-3	8-4-1
3-45.3	6-42.7
1-5	2-27
1-0	0-0

INDIVIDUAL STATISTICS

RUSHING - Miami: Kiick 18-66, Csonka 15-63, Griese 1-12, Morris 1-3.
 Baltimore: McCauley 15-50, Nottingham 11-33, Nowatzke 2-5, Unitas 2-1.
PASSING - Miami: Griese 8-4-1, 158 yards, 1 TD.
 Baltimore: Unitas 36-20-3, 224 yards, 0 TDs.
RECEIVING - Miami: Warfield 2-125, Twilley 2-33.
 Baltimore: Hinton 6-98, Nottingham 4-26, Perkins 3-19, Havrilak 2-31, McCauley 2-24, Mitchell 1-14, Mackey 1-6, Matte 1-6.

SUPER BOWL VI

ALLAS 24, MIAMI 3
 anuary 16, 1972

Tulane Stadium
 New Orleans, LA

A 252-yard rushing attack and sharp passing by Roger Staubach spurred the Dallas Cowboys to a 24-3 victory over the Dolphins at Tulane Stadium. Duane Thomas pranced 95 yards on 19 carries, fullback Walt Garrison added 74 yards on 14 carries and Staubach passed twice for touchdowns to Lance Alworth and Ike Ditka. Staubach, who was sacked twice in the first quarter, bounced back to complete 12 of 19 passes, and he scrambled from the Dolphin pass rush five

320

times. The Dolphins were frustrated all day; in the first quarter, Larry Csonka lost a fumble and Bob Griese was chased by tackle Bob Lilly for a 29-yard loss. Griese also fumbled away a snap at the Dallas 16 in the fourth period. Although it was an intriguing 10-3 at halftime, the Cowboys marched 71 yards in eight plays after the kickoff, and Thomas swept three yards for the TD.

DALLAS	3	7	7	7	-	24
MIAMI	0	3	0	0	-	3

D - FG Clark 9 12/50 1-13:37
 D - Alworth, 7 pass from Staubach (Clark kick) 10/76 2-13:45
 M - FG Yeplemian 31 5/44 2-14:56
 D - D.Thomas, 3 run (Clark Kick) 8/71 3- 5:17
 D - Ditka, 7 pass from Staubach (Clark kick) 3/9 4- 3:18

ATT. - 80,591

First Downs/Total-Rush.-Pass.-Pen.
 Total Yards-Plays-Average
 Rushes-Yards-Average
 Net Yards Passing-Times Thrown-Yards Lost
 Passes Attempted-Completed-Intercepted
 Punts/Number-Average
 Penalties/Number-Yards
 Fumbles/Number-Lost

Dallas	Miami
23-15-8-0	10-3-7-0
352-69-5.1	185-44-4.2
48-252-5.3	20-80-4.0
100-2-19	105-1-29
19-12-0	23-12-1
5-37.2	5-40.0
3-15	0-0
1-1	2-2

INDIVIDUAL STATISTICS

RUSHING - Miami: Csonka 9-40, Kiick 10-40, Griese 1-0.
 Dallas: Thomas 19-95, Garrison 14-74, Hill 7-25, Staubach 5-18, Ditka 1-17, Hayes 1-16, Reeves 1-7.
PASSING - Miami: Griese 23-12-1, 134 yards, 0 TDs.
 Dallas: Staubach 19-12-0, 119 yards, 2 TDs.
RECEIVING - Miami: Warfield 4-39, Kiick 3-21, Csonka 2-18, Fleming 1-27, Twilley 1-20, Mandich 1-9.
 Dallas: Thomas 3-17, Alworth 2-28, Ditka 2-28, Hayes 2-23, Garrison 2-11, Hill 1-12.

1972 AFC PLAYOFF

MIAMI 20, CLEVELAND 14
 December 24, 1972

Orange Bowl
 Miami, FL

On the ropes in the fourth quarter after an unprecedented 14 victories, the Dolphins responded to poised Earl Morrall and drove 80 yards for a touchdown with 4:56 to play for a 20-14 victory over the Cleveland Browns. Morrall, the NFL's leading passer after replacing the injured Bob Griese 10 weeks earlier, had completed only four passes for 38 yards. But he threw 15 and 35 yards to Paul Warfield, reaching the Browns 20, and a pass interference call against linebacker Billy Andrews put the ball at the eight. Halfback Jim Kiick then bulled eight yards up the middle on a trap for the winning points. The triumph was sealed with a minute to play when Dolphin linebacker Doug Swift intercepted Cleveland QB Mike Phipps at the Dolphin 20. Despite stealing five of Phipps' passes, the Dolphins were stung by a 27-yard TD pass to Fair Hooker and trailed 14-13 with 8:11 to play.

CLEVELAND	0	0	7	7	-	14
MIAMI	10	0	0	10	-	20

M - Babb, 5 recovery of blocked punt (Yeplemian kick) 1- 5:28
 M - FG Yeplemian 40 11/51 1-12:30
 C - Phipps, 5 run (Cockroft kick) 5/44 3- 7:22
 M - FG Yeplemian 46 8/32 4- 1:28
 C - Hooker, 27 pass from Phipps (Cockroft kick) 11/90 4- 6:49
 M - Kiick, 8 run (Yeplemian kick) 6/80 4-10:06

ATT. - 78,196

First Downs/Total-Rush.-Pass.-Pen.
 Total Yards-Plays-Average
 Rushes-Yards-Average
 Net Yards Passing-Times Thrown-Yards Lost
 Passes Attempted-Completed-Intercepted
 Punts/Number-Average
 Penalties/Number-Yards
 Fumbles/Number-Lost

Cleveland	Miami
15-9-6-0	17-11-4-2
283-57-5.0	272-64-4.3
32-165-5.2	47-198-4.2
118-2-13	74-4-14
23-9-5	13-6-0
6-34.7	5-42.0
3-25	3-25
2-0	2-2

INDIVIDUAL STATISTICS

RUSHING - Miami: Morris 15-72, Kiick 14-50, Warfield 2-41, Csonka 12-32, Morrall 4-3.
 Cleveland: Scott 16-94, Phipps 8-47, Brown 4-13, Kelly 4-11.
PASSING - Miami: Morrall 13-6-0, 88 yards, 0 TDs.
 Cleveland: Phipps 23-9-5, 131 yards, 1 TD.
RECEIVING - Miami: Twilley 3-33, Warfield 2-50, Kiick 1-5.
 Cleveland: B.Scott 4-30, Hooker 3-53, Kelly 1-27, Morin 1-21.

321

1972 AFC CHAMPIONSHIP

MIAMI 21, PITTSBURGH 17
December 31, 1972

Three Rivers Stadium
Pittsburgh, PA

Quarterback Bob Griese, playing 11 weeks after he had broken his right leg, ignited a third-quarter touchdown drive with a 52-yard pass to Paul Warfield, and the Dolphins overtook the Pittsburgh Steelers, 21-17, in unusually warm 63-degree weather. Griese was given the nod in the second half after Earl Morrall had flipped a nine-yard touchdown pass to Larry Csonka for a 7-7 halftime deadlock. Punter Larry Seiple broke loose on a daring 37-yard run on fourth down to set up that TD. Trailing 10-7, Griese directed TD drives of 80 and 49 yards with Jim Klick blasting two and three yards for the scores. Steeler quarterback Terry Bradshaw, who closed the gap with four straight completions on a 71-yard TD drive, was intercepted by Nick Buoniconti at midfield with 2½ minutes to play. In addition to Seiple's dash, the Dolphins converted fourth-down situations on both Griese-led drives.

MIAMI	0	7	7	7	-	21
PITTSBURGH	7	0	3	7	-	17

P - Mullins, recovery of Bradshaw fumble (Gerela kick)	10/48	1-10:45
M - Csonka, 9 pass from Morrall (Yepremian kick)	9/80	2- 3:03
P - FG Gerela 14	9/73	3- 4:04
M - Kllick, 2 run (Yepremian kick)	11/80	3-11:39
M - Kllick, 3 run (Yepremian kick)	11/49	4- 7:35
P - Young, 12 pass from Bradshaw (Gerela kick)	4/71	4- 9:39

ATT. - 50,350

	Miami	Pittsburgh
First Downs/Total-Rush.-Pass.-Pen.	19-11-6-2	13-6-6-1
Total Yards-Plays-Average	314-65-4.8	250-48-5.2
Rushes-Yards-Average	49-193-3.9	26-128-4.9
Net Yards Passing-Times Thrown-Yards Lost	121-0-0	122-2-15
Passes Attempted-Completed-Intercepted	16-10-1	20-10-2
Punts/Number-Average	4-35.5	4-51.3
Penalties/Number-Yards	2-19	4-30
Fumbles/Number-Lost	0-0	2-0

INDIVIDUAL STATISTICS

RUSHING - Miami: Morris 16-76, Csonka 24-68, Seiple 1-37, Kllick 8-12.
Pittsburgh: Harris 16-76, Fuqua 8-47, Bradshaw 2-5.
PASSING - Miami: Morrall 11-7-1, 51 yards, 1 TD; Griese 5-3-0, 70 yards, 0 TDs.
Pittsburgh: Bradshaw 10-5-2, 80 yards, 1 TD; Hanratty 10-5-0, 57 yards, 0 TDs.
RECEIVING - Miami: Fleming 5-50, Warfield 2-63, Csonka 1-9, Mandich 1-5, Morris 1-(-6).
Pittsburgh: Young 4-54, Shanklin 2-49, Harris 2-3, McMakin 1-22, Brown 1-9.

SUPER BOWL VII

MIAMI 14, WASHINGTON 7
January 14, 1973

Memorial Coliseum
Los Angeles, CA

"This is the ultimate," Coach Don Shula said quietly after his unbeaten Dolphins dominated the Washington Redskins, 14-7, to cap a perfect season. It was Shula's first Super Bowl triumph in three tries. A record Super Bowl crowd of 90,182 saw the Dolphins surge to a 14-0 halftime lead even as one touchdown was nullified by an offside penalty. Miami intercepted three of Bill Kilmer's passes, and Manny Fernandez scuttled the Redskin running game with 17 tackles. An original Dolphin, Howard Twilley, eluded cornerback Pat Fischer to snare a 28-yard touchdown pass from Bob Griese in the first quarter. Griese's 57-yard TD bomb to Paul Warfield was erased by the penalty, but a 32-yard interception return by linebacker Nick Buoniconti set up the Dolphins' second score. Safety Jake Scott thwarted Kilmer with an end zone interception and 55-yard runback. The Redskins finally scored on a bizarre 49-yard fumble recovery by Mike Bass after a blocked field goal and attempted pass by kicker Garo Yepremian. Griese was named MVP.

MIAMI	7	7	0	0	-	14
WASHINGTON	0	0	0	7	-	7

M - Twilley, 28 pass from Griese (Yepremian kick)	6/63	1-14:59
M - Kllick, 1 run (Yepremian kick)	5/27	2-14:42
W - Bass, 49 fumble recovery (Knight kick)		4-12:53

ATT. - 85,462

	Miami	Washington
First Downs/Total-Rush.-Pass.-Pen.	12-7-5-0	16-9-7-0
Total Yards-Plays-Average	253-50-5.1	228-66-3.5
Rushes-Yards-Average	37-184-5.0	36-141-3.9
Net Yards Passing-Times Thrown-Yards Lost	69-2-19	87-2-17
Passes Attempted-Completed-Intercepted	11-8-1	28-14-3
Punts/Number-Average	7-43.0	5-31.2

322

Penalties/Number-Yards
Fumbles/Number-Lost

3-35
2-1
3-25
1-0

INDIVIDUAL STATISTICS

RUSHING - Miami: Csonka 15-112, Kllick 12-38, Morris 10-34.
Washington: Brown 22-72, Harraway 10-37, Kilmer 2-18, C.Taylor 1-8, Smith 1-6.
PASSING - Miami: Griese 11-8-1, 88 yards, 1 TD.
Washington: Kilmer 28-14-3, 104 yards, 0 TDs.
RECEIVING - Miami: Warfield 3-36, Kllick 2-6, Twilley 1-28, Mandich 1-19, Csonka 1-(-1).
Washington: Jefferson 5-50, Brown 5-26, C.Taylor 2-20, Smith 1-11, Harraway 1-(-3).

1973 AFC PLAYOFF

MIAMI 34, CINCINNATI 16
December 23, 1973

Orange Bowl
Miami, FL

A defense which had allowed only 15 touchdowns all season kept the Cincinnati Bengals out of the end zone while the Dolphins hammered 241 yards on the ground for a convincing 34-16 victory. Mercury Morris scooted 106 yards on 20 carries and Bob Griese completed 11 of 18 passes, including TDs of 13 yards to Paul Warfield and seven yards to Jim Mandich. Garo Yepremian converted long field goals of 50 and 46 yards in the second half to widen the winning margin. The Dolphins led 21-3 when a lapse just before halftime gave life to the Bengals. Safety Neal Craig intercepted Griese and returned it 45 yards for a score, and Horst Muhlmann booted field goals of 46 and 12 yards - the second coming after Morris fumbled a kickoff - to make it 21-16.

CINCINNATI	3	13	0	0	-	16
MIAMI	14	7	10	3	-	34

M - Warfield, 13 pass from Griese (Yepremian kick)	10/80	1- 5:23
C - FG Muhlmann 24	10/55	1- 9:22
M - Csonka, 1 run (Yepremian kick)	12/80	1-14:39
M - Morris, 4 run (Yepremian kick)	7/75	2- 7:23
C - Craig, 45 interception return (Muhlmann kick)		2-11:34
C - FG Muhlmann 46	6/29	2-14:52
C - FG Muhlmann 12		1/0 2-14:56
M - Mandich, 7 pass from Griese (Yepremian kick)	7/72	3- 5:18
M - FG Yepremian 50	7/16	3-10:12
M - FG Yepremian 46	8/32	4- 3:40

ATT. - 75,770

	Cincinnati	Miami
First Downs/Total-Rush.-Pass.-Pen.	11-5-6-0	27-18-9-0
Total Yards-Plays-Average	194-50-3.9	400-71-5.6
Rushes-Yards-Average	20-97-4.9	52-241-4.6
Net Yards Passing-Times Thrown-Yards Lost	97-3-16	159-0-0
Passes Attempted-Completed-Intercepted	27-14-1	19-11-2
Punts/Number-Average	7-36.3	2-49.0
Penalties/Number-Yards	2-19	1-5
Fumbles/Number-Lost	0-0	2-1

INDIVIDUAL STATISTICS

RUSHING - Miami: Morris 20-106, Csonka 20-71, Kllick 10-51, Leigh 1-8, Nottingham 1-5.
Cincinnati: Clark 7-40, Anderson 3-26, Johnson 2-17, Elliott 7-15, Curtis 1-(-1).
PASSING - Miami: Griese 18-11-1, 159 yards, 2 TDs; Briscoe 1-0-1, 0 yards, 0 TDs.
Cincinnati: Anderson 27-14-1, 113 yards, 0 TDs.
RECEIVING - Miami: Warfield 4-95, Mandich 3-28, Kllick 3-19, Briscoe 1-17.
Cincinnati: Elliott 9-53, Joiner 2-33, Clark 2-18, Curtis 1-9.

1973 AFC CHAMPIONSHIP

MIAMI 27, OAKLAND 10
December 30, 1973

Orange Bowl
Miami, FL

A relentless running attack with Larry Csonka and Mercury Morris accounting for 203 of the 266 yards powered the Dolphins to a 27-10 triumph over the Oakland Raiders for a third straight American Conference title. Csonka, a 237-pound battering ram who had his third consecutive 1,000-yard season, scored three touchdowns with his 117 yards on 29 carries. The Dolphins covered 64 and 63 yards exclusively on the ground for a 14-0 halftime lead. Then as the Raiders battled within 17-10, Bob Griese directed ground assaults of 63 yards, culminating in a field goal, and 40 yards, ending in Csonka's third TD. Defensively, safety Dick Anderson forced a fourth-down fumble by Marv Hubbard at midfield, and

323

the Dolphins took possession with a 20-10 lead and six minutes to play. Oakland had stopped Miami's 18-game winning streak, 12-7, three months earlier.

OAKLAND	0	0	10	0	-	10
MIAMI	7	7	3	10	-	27

M - Csonka, 11 run (Yepremian kick)	8/64	1- 5:13
M - Csonka, 2 run (Yepremian kick)	15/63	2-14:43
O - FG Blanda 21	11/63	3- 5:11
M - FG Yepremian 42	3/8	3- 7:33
O - Siani, 25 pass from Stabler (Blanda kick)	10/79	3-12:22
M - FG Yepremian 26	11/63	4- 5:18
M - Csonka, 2 run (Yepremian kick)	10/42	4-13:11

ATT. - 75,105

	Oakland	Miami
First Downs/Total-Rush.-Pass.-Pen.	15-4-9-2	21-18-2-1
Total Yards-Plays-Average	236-49-4.8	292-60-4.9
Rushes-Yards-Average	26-107-4.1	53-266-5.0
Net Yards Passing-Times Thrown-Yards Lost	129-0-0	26-1-8
Passes Attempted-Completed-Intercepted	23-15-1	6-3-0
Punts/Number-Average	2-51.0	1-39.0
Penalties/Number-Yards	3-35	3-26
Fumbles/Number-Lost	1-0	1-0

INDIVIDUAL STATISTICS

RUSHING - Miami: Csonka 29-117, Morris 14-86, Griese 3-39, Kiick 6-12, Nottingham 1-12.
Oakland: Hubbard 10-54, C.Smith 10-35, Davis 4-15, Banaszak 2-3.

PASSING - Miami: Griese 6-3-1, 34 yards, 0 TDs.
Oakland: Stabler 23-15-1, 129 yards, 1 TD.

RECEIVING - Miami: Warfield 1-27, Briscoe 1-6, Kiick 1-1.
Oakland: C.Smith 5-43, Siani 3-45, Biletnikoff 2-15, Hubbard 2-11, Moore 2-9, Davis 1-6.

SUPER BOWL VIII

MIAMI 24, MINNESOTA 7
January 13, 1974

Rice Stadium
Houston, TX

Winning for the 32nd time in 34 games, the Dolphins repeated as Super Bowl champions and proved themselves "Best Ever" with a 24-7 rout of the Minnesota Vikings at Rice Stadium. There was no doubt from the beginning. The Dolphins swept 62 yards in 10 plays with the opening kickoff, scoring on Larry Csonka's five-yard smash. Minnesota punted, and the onslaught resumed with a 56-yard, 10-play Dolphin drive capped by Jim Kiick's one-yard plunge. It was 17-0 before the Vikings crossed their 40, and a fourth-down fumble by Minnesota's Oscar Reed was recovered by safety Jake Scott at the Dolphin six-yard line. A brilliant, diving catch by Paul Warfield netted 27 yards on a third-quarter TD drive that hiked the score to 24-0. Csonka finished with his best-ever total of 145 yards on 33 carries. The Dolphins rushed for 703 yards and outscored opponents 85-33 in the three-game playoff blitz. Csonka's yardage was a Super Bowl record and he was named MVP.

MINNESOTA	0	0	0	7	-	7
MIAMI	14	3	7	0	-	24

MI - Csonka, 5 run (Yepremian kick)	10/62	1- 9:33
MI - Kiick, 1 run (Yepremian kick)	10/56	1-13:38
MI - FG Yepremian 28	7/44	2- 8:58
MI - Csonka, 2 run (Yepremian kick)	7/43	3- 6:16
MN - Tarkenton, 4 run (Cox kick)	10/57	4- 1:35

ATT. - 68,142

	Minnesota	Miami
First Downs/Total-Rush.-Pass.-Pen.	14-5-8-1	21-13-4-4
Total Yards-Plays-Average	238-54-4.4	259-61-4.2
Rushes-Yards-Average	24-72-3.0	53-196-3.7
Net Yards Passing-Times Thrown-Yards Lost	166-2-16	63-1-10
Passes Attempted-Completed-Intercepted	28-18-1	7-6-0
Punts/Number-Average	5-42.2	3-39.6
Penalties/Number-Yards	7-65	1-4
Fumbles/Number-Lost	2-1	1-0

INDIVIDUAL STATISTICS

RUSHING - Miami: Csonka 33-145, Morris 11-34, Kiick 7-10, Griese 2-7.
Minnesota: Reed 11-32, Foreman 7-18, Tarkenton 4-17, Marinaro 1-3, B.Brown 1-2.

PASSING - Miami: Griese 7-6-0, 73 yards, 0 TDs.
Minnesota: Tarkenton 28-18-1, 182 yards, 0 TDs.

RECEIVING - Miami: Warfield 2-33, Mandich 2-21, Briscoe 2-19.
Minnesota: Foreman 5-27, Gilliam 4-44, Voight 3-46, Marinaro 2-39, B.Brown 1-9, Kingsriter 1-9, Lash 1-9, Reed 1-(-1).

1974 AFC PLAYOFF

OAKLAND 28, MIAMI 26
December 21, 1974

Oakland-Alameda County Coliseum
Oakland, CA

Oakland quarterback Ken Stabler, falling in the clutches of Vern Den Herder, unloaded a wobbly eight-yard pass that Clarence Davis wrestled from three defenders in the end zone, and the Raiders scored a stunning 28-26 victory over the defending champion Dolphins. Stabler, who had spent the last of his timeouts, appeared to have thrown an interception. But running back Davis clutched the football when bodies were untangled with 26 seconds remaining. It was the fourth TD pass for lefthander Stabler and his second "freak" score. Four minutes earlier, Cliff Branch fell while catching a pass at the Dolphin 27, but defender Henry Stuckey also slipped, and Branch got up and escaped for a 72-yard TD. The Dolphins, trailing by two points, went ahead with 2:08 remaining as rookie Benny Malone broke two tackles on a 23-yard touchdown run along the sideline.

MIAMI	7	3	6	14	-	26
OAKLAND	0	7	7	14	-	28

M - N.Moore, 89 kickoff return (Yepremian kick)	7/78	1- 0:15
O - C.Smith, 31 pass from Stabler (Blanda kick)	11/47	2-13:59
M - FG Yepremian 33	9/60	3- 6:55
O - Biletnikoff, 13 pass from Stabler (Blanda kick)	5/65	3- 8:22
M - Warfield, 16 pass from Griese (kick failed)	8/53	4- 3:10
M - FG Yepremian 46	2/83	4-10:23
O - Branch, 72 pass from Stabler (Blanda kick)	4/68	4-12:52
M - Malone, 23 run (Yepremian kick)	8/68	4-14:34
O - Davis, 8 pass from Stabler (Blanda kick)		

ATT. - 52,817

	Miami	Oakland
First Downs/Total-Rush.-Pass.-Pen.	18-10-6-2	19-8-11-0
Total Yards-Plays-Average	294-57-5.2	411-64-6.4
Rushes-Yards-Average	41-213-5.2	32-135-4.2
Net Yards Passing-Times Thrown-Yards Lost	81-2-20	276-2-17
Passes Attempted-Completed-Intercepted	14-7-1	30-20-1
Punts/Number-Average	6-33.2	7-42.7
Penalties/Number-Yards	3-15	3-59
Fumbles/Number-Lost	0-0	0-0

INDIVIDUAL STATISTICS

RUSHING - Miami: Csonka 24-114, Malone 14-83, Griese 2-14, Kiick 1-2.
Oakland: Davis 12-59, Hubbard 14-55, Banaszak 3-14, Stabler 3-7.

PASSING - Miami: Griese 14-7-1, 101 yards, 1 TD.
Oakland: Stabler 30-20-1, 293 yards, 4 TDs.

RECEIVING - Miami: Warfield 3-47, N.Moore 2-40, Nottingham 1-9, Kiick 1-5.
Oakland: Biletnikoff 8-122, Branch 3-84, Moore 3-22, C.Smith 2-35, C.Davis 2-16, Hubbard 1-9, Pitts 1-5.

1978 AFC WILD-CARD PLAYOFF

HOUSTON 17, MIAMI 9
December 24, 1978

Orange Bowl
Miami, FL

The Houston Oilers amassed a 455-209 margin in total yardage, and aided by five Dolphin turnovers, gained a 17-9 victory in a battle of AFC wild-card entries at the Orange Bowl. Toni Fritsch kicked a 35-yard field goal with 7:25 remaining to snap a 7-7 tie that existed since the first quarter. An interception by linebacker Greg Bingham led to a clinching 50-yard touchdown drive capped by Earl Campbell's one-yard dive with 1:55 to go. Campbell, the NFL rushing leader with 1,450 yards as a rookie, had been checked for only 16 yards on 13 carries in the first half. Dolphin quarterback Bob Griese, playing with very sore ribs, connected with tight end Andre Tillman for a 13-yard TD after Earnie Rhone had recovered a fumbled punt at the Houston 21. But Griese completed only 13 of 28 passes. Twice the Dolphins lost the ball inside the Oiler 10-yard line when the game was tied. Houston's Dan Pastorini wore a flak jacket to protect three broken ribs, and he passed for 261 of his 306-yard total in the first half.

HOUSTON	7	0	0	10	-	17
MIAMI	7	0	0	2	-	9

M - Tillman, 13 pass from Griese (Yepremian kick)	2/21	1- 9:58
H - Wilson, 13 pass from Pastorini (Fritsch kick)	10/71	1-14:57
H - FG Fritsch 35	10/53	4- 7:35
H - Campbell, 1 run (Fritsch kick)	10/50	4-13:05
M - Safety, Pastorini runs out of end zone		4-14:49

ATT. - 70,036

	Houston	Miami
First Downs/Total-Rush.-Pass.-Pen.	23-9-14-0	14-6-7-1
Total Yards-Plays-Average	455-77-5.9	209-57-3.7
Rushes-Yards-Average	45-165-3.7	25-91-3.6

Net Yards Passing-Times Thrown-Yards Lost	290-2-16	118-2-19
Passes Attempted-Completed-Intercepted	30-20-0	30-12-3
Punts/Number-Average	5-44.0	5-48.6
Penalties/Number-Yards	5-37	1-5
Fumbles/Number-Lost	3-1	2-2

INDIVIDUAL STATISTICS

RUSHING — Miami: L.Harris 9-43, Williams 13-41, N.Moore 1-7, Bulaich 2-0.
Houston: Campbell 26-84, Wilson 14-76, Poole 1-12, Coleman 1-2, Pastorini 3-(-9).

PASSING — Miami: Griese 28-11-2, 114 yards, 1 TD; Strock 2-1-1, 23 yards, 0 TDs.
Houston: Pastorini 29-20-0, 306 yards, 1 TD; Barber 1-0-0, 0 yards, 0 TDs.

RECEIVING — Miami: D.Harris 4-42, N.Moore 2-28, Tillman 2-24, Bulaich 2-14, L.Harris 1-21, Williams 1-8.
Houston: Burrough 6-103, Wilson 5-40, Barber 4-112, Woods 2-22, Campbell 1-13, Caster 1-11, Coleman 1-5.

1979 AFC PLAYOFF

PITTSBURGH 34, MIAMI 14
December 30, 1979

Three Rivers Stadium
Pittsburgh, PA

Launching a drive to their fourth Super Bowl title in six years, the Pittsburgh Steelers scored touchdowns on their first three possessions and coasted to a 34-14 victory at Three Rivers Stadium. Miami managed only 25 yards rushing against the Steel Curtain and was stopped twice in the second quarter after achieving a first down inside the Steeler 10-yard line. The Dolphins got as close as 20-7 with a seven-yard TD pass from Bob Griese to Durief Harris in the third period, but Pittsburgh responded with a 69-yard TD drive. The Steelers marched 62, 62 and 56 yards for their first-quarter scores when quarterback Terry Bradshaw completed 8 of 10 passes, including touchdowns to John Stallworth and Lynn Swann, who was standing alone in the end zone. Don Strock directed a 13-play, 76-yard TD drive after relieving Griese in the fourth quarter.

MIAMI	0	0	7	7	-	14
PITTSBURGH	20	0	7	7	-	34

P — Thornton, 1 run (Bahr kick)	13/62	1- 7:02
P — Stallworth, 17 pass from Bradshaw (kick blocked)	9/62	1-11:03
P — Swann, 20 pass from Bradshaw (Bahr kick)	6/56	1-14:09
M — Harris, 7 pass from Griese (von Schamann kick)	2/11	3- 3:55
P — Bleier, 1 run (Bahr kick)	12/69	3- 8:58
P — Harris, 5 run (Bahr kick)	9/43	4- 5:56
M — Csonka, 1 run (von Schamann kick)	13/76	4-11:53

ATT. — 50,214

First Downs/Total-Rush.-Pass.-Pen.	Miami	Pittsburgh
Total Yards-Plays-Average	16-2-11-3	27-14-12-1
Rushes-Yards-Average	249-65-3.8	379-72-5.3
Net Yards Passing-Times Thrown-Yards Lost	22-25-1.1	40-159-3.9
Passes Attempted-Completed-Intercepted	224-3-19	220-1-10
Punts/Number-Average	40-22-2	31-21-0
Penalties/Number-Yards	4-36.3	2-29.5
Fumbles/Number-Lost	4-35	8-41
	0-0	3-3

INDIVIDUAL STATISTICS

RUSHING — Miami: Csonka 10-20, Davis 2-12, Griese 1-1, Williams 8-1, Roberts 1-(-9).
Pittsburgh: Harris 21-83, Thornton 12-52, Hawthorne 2-15, Bleier 4-13, Anderson 1-(-4).

PASSING — Miami: Griese 26-14-1, 118 yards, 1 TD; Strock 14-8-1, 125 yards, 0 TDs.
Pittsburgh: Bradshaw 31-21-0, 230 yards, 2 TDs.

RECEIVING — Miami: Williams 6-26, Moore 5-93, Harris 3-61, Nathan 3-27, Davis 2-24, Hardy 2-12, Torrey 1-0.
Pittsburgh: Stallworth 6-86, Harris 5-32, Smith 4-41, Swann 3-37, Thornton 3-34.

1981 AFC PLAYOFF

SAN DIEGO 41, MIAMI 38 (OT)
January 2, 1982

Orange Bowl
Miami, FL

A record-setting showcase of the passing game resulted in NFL playoff marks for most points (79), most total yards (1,036) and most drama as the San Diego Chargers outlasted the Dolphins 41-38 in overtime. "The Miracle That Died" was the Miami Herald headline after the Dolphins rallied behind reserve quarterback Don Strock to overcome a 24-point deficit. The Pro Football Hall of Fame voted the contest as the "NFL's Game of the '80s." Strock completed 29

326

of 43 passes for 403 yards and four touchdowns, spurring the Dolphins to a 38-31 lead. A 12-yard sweep by Tony Nathan on the first play of the fourth quarter put the Dolphins on top. But Charger quarterback Dan Fouts, who passed for an NFL record 4,802 yards during the season, led an 82-yard drive capped by a 9-yard pass to James Brooks to tie the game with 58 seconds remaining. Five players had more than 100 yards in receptions, topped by Charger tight end Kellen Winslow with 13 catches for 166 yards. Fouts, who finished with 433 yards on 33 of 53 marksmanship, hooked up with Charlie Joiner for 39 yards to the Dolphin 10-yard line. Rolf Benirschke then kicked a 29-yard field goal to end the struggle after 13:52 of overtime. Benirschke had missed a 27-yard attempt eight minutes earlier, and Miami's Uwe von Schamann had two attempts blocked — a 43-yarder on the last play of regulation and a 35-yarder after 11:27 of overtime. It was the first game in NFL history in which two quarterbacks passed for more than 400 yards.

SAN DIEGO	24	0	7	7	3	-	41
MIAMI	0	17	14	7	0	-	38

SD — FG Benirschke 32	9/64	1- 5:11
SD — Chandler, 56 punt return (Benirschke kick)		1- 7:36
SD — Muncie, 1 run (Benirschke kick)	7/29	1-11:02
SD — Brooks, 8 pass from Fouts (Benirschke kick)	3/11	1-13:29
M — FG von Schamann 34	10/63	2- 6:29
M — Rose, 1 pass from Strock (von Schamann kick)	7/39	2-12:15
M — Nathan, 25 run after lateral from Harris who caught 15 pass from Strock (von Schamann kick)	4/63	2-15:00
M — Rose, 15 pass from Strock (von Schamann kick)	8/74	3- 4:10
SD — Winslow, 25 pass from Fouts (Benirschke kick)	6/60	3-10:45
M — Hardy, 50 pass from Strock (von Schamann kick)	6/83	3-13:32
M — Nathan, 12 run (von Schamann kick)	2/15	4- 0:07
SD — Brooks, 9 pass from Fouts (Benirschke kick)	10/82	4-14:02
SD — FG Benirschke 29	6/74	OT-13:52

ATT. — 73,735

First Downs/Total-Rush.-Pass.-Pen.	San Diego	Miami
Total Yards-Plays-Average	34-10-21-3	25-3-21-1
Rushes-Yards-Average	564-85-6.6	472-79-6.0
Net Yards Passing-Times Thrown-Yards Lost	29-149-5.1	28-78-2.8
Passes Attempted-Completed-Intercepted	415-2-18	394-3-29
Punts/Number-Average	54-33-1	48-31-2
Penalties/Number-Yards	4-40.3	5-42.0
Fumbles/Number-Lost	9-55	7-50
	3-3	2-1

INDIVIDUAL STATISTICS

RUSHING — Miami: Nathan 14-48, Woodley 1-10, Hill 3-8, Vigorito 1-6, Franklin 9-6.
San Diego: Muncie 24-120, Brooks 3-19, Fouts 2-10.

PASSING — Miami: Strock 43-29-1, 403 yards, 4 TDs; Woodley 5-2-1, 20 yards, 0 TDs.
San Diego: Fouts 53-33-1, 433 yards, 3 TDs; Muncie 1-0-0, 0 yards, 0 TDs.

RECEIVING — Miami: Nathan 9-114, Harris 6-106, Hardy 5-89, Rose 4-37, Cefalo 3-62, Vigorito 2-12, Hill 2-3.
San Diego: Winslow 13-166, Joiner 7-108, Chandler 6-106, Brooks 4-31, Muncie 2-5, Scales 1-17.

1982 AFC PLAYOFF (first round)

MIAMI 28, NEW ENGLAND 13
January 8, 1983

Orange Bowl
Miami, FL

For the first time in nine years, the Miami Dolphins won a playoff game, defeating the New England Patriots 28-13. Dolphin QB David Woodley had one of his finest games, completing 16 of 19 passes for 246 yards and two TDs. He was a perfect 8-8 in the second half. The Dolphins had not experienced a playoff win since January 13, 1974, when they downed Minnesota in Super Bowl VIII. The Dolphins took command in the second quarter, putting together back-to-back TD drives of 76 and 79 yards that turned a 3-0 deficit into a 14-3 halftime advantage. The four Miami TDs came on a pair of two-yard passes from David Woodley to tight end Bruce Hardy, a one-yard run by Andra Franklin and Woody Bennett's two-yard burst up the middle. Franklin finished with 112 yards on 26 carries, but lost the ball three times on fumbles. Two of those fumbles resulted in John Smith field goals of 23 and 42 yards for New England.

NEW ENGLAND	0	3	3	7	-	13
MIAMI	0	14	7	7	-	28

NE — FG Smith 23	8/24	2- 3:07
M — Hardy, 2 pass from Woodley (von Schamann kick)	9/76	2- 8:24
M — Franklin, 1 run (von Schamann kick)	9/79	2-12:52
NE — FG Smith 42	8/38	3- 7:56

327

M - Bennett, 2 run (von Schamann kick) 11/74 3-13:59
M - Hardy, 2 pass from Woodley (von Schamann kick) 8/62 4- 6:05
NE - Hasselbeck, 22 pass from Grogan (Smith kick) 6/80 4- 9:38

ATT. - 68,842

	New England	Miami
First Downs/Total-Rush.-Pass.-Pen.	14-6-8-0	27-12-14-1
Total Yards-Plays-Average	237-52-4.6	448-66-6.8
Rushes-Yards-Average	18-77-4.3	45-214-4.8
Net Yards Passing-Times Thrown-Yards Lost	160-4-29	234-2-12
Passes Attempted-Completed-Intercepted	30-16-2	19-16-0
Punts/Number-Average	5-43.6	1-51.0
Penalties/Number-Yards	4-27	2-15
Fumbles/Number-Lost	1-1	3-3

INDIVIDUAL STATISTICS

RUSHING - Miami: Franklin 26-112, Nathan 12-71, Woodley 1-16, Bennett 5-10, Vigorito 1-5.
 New England: van Eeghen 9-40, Collins 7-35, Tatupu 1-4, Morgan 1-(-2).
PASSING - Miami: Woodley 19-16-0, 246 yards, 2 TDs.
 New England: Grogan 30-16-2, 189 yards, 1 TD.
RECEIVING - Miami: Nathan 5-68, Hardy 3-23, Rose 2-47, Vigorito 2-40, Cefalo 2-27, Harris 1-36, Diana 1-5.
 New England: Hasselbeck 7-87, Dawson 4-49, Collins 1-17, Toler 1-16, Brown 1-8, Johnson 1-7, van Eeghen 1-5.

1982 AFC PLAYOFF (second round)

MIAMI 34, SAN DIEGO 13
 January 16, 1983

Orange Bowl
 Miami, FL

The Dolphins, on their way to a five-game victory roll, choked off the famed Charger offense and won 34-13. The Dolphin defense stopped the San Diego offense, holding it to a total of 247 yards - 203 yards below its league-leading average - while holding the Chargers scoreless in the second half. Dolphin defenders intercepted QB Dan Fouts five times, sacked him three times and held the Chargers to 15 completions for 191 yards - their lowest output since a January, 1982, playoff game in the Ice at Cincinnati. The Dolphin offense kept Fouts and Company on the sideline by utilizing ball control that produced 80 plays to San Diego's 54 and an overwhelming time of possession advantage; the Dolphins had the ball for 40:46 to the Chargers' 19:14. Dolphin QB David Woodley guided his team to a 214-yard ground attack while connecting on 17-22 passes for 195 yards and two TDs. Woodley opened the scoring with a three-yard pass to Nat Moore in the first quarter and made it 14-0 by directing Miami 89 yards on 13 plays. Charger kickoff returner Hank Bauer fumbled a kickoff which was recovered by Uwe von Schamann at the Charger 23-yard line. Seven plays later, Woodley hit tight end Ronnie Lee on a six-yard look-in pass for the score. On the next kickoff, Dolphin rookie Rich Diana recovered a fumble by the Chargers' James Brooks, but this time Miami had to settle for a 29-yard von Schamann field goal. The Chargers scored two late TDs, one on a 28-yard pass from Fouts to Charlie Joiner and the other on Chuck Muncie's one-yard dive that ended the San Diego scoring. Von Schamann added a second field goal shortly before the end of the first half and Woodley scored on a seven-yard QB draw early in the fourth quarter.

SAN DIEGO	0	13	0	0	-	13
MIAMI	7	20	0	7	-	34

M - Moore, 3 pass from Woodley (von Schamann kick) 5/26 1- 6:52
M - Franklin, 3 run (von Schamann kick) 13/89 2- 1:28
M - Lee, 6 pass from Woodley (von Schamann kick) 7/23 2- 4:31
M - FG von Schamann 24 7/30 2- 7:15
SD - Joiner, 28 pass from Fouts (kick failed) 3/28 2-11:14
M - FG von Schamann 23 7/70 2-13:55
SD - Muncie, 1 run (Benirschke kick) 5/76 2-14:38
M - Woodley, 7 run (von Schamann kick) 8/62 4- 0:42

ATT. - 71,383

	San Diego	Miami
First Downs/Total-Rush.-Pass.-Pen.	17-5-9-3	29-15-11-3
Total Yards-Plays-Average	247-54-4.6	413-80-5.2
Rushes-Yards-Average	17-79-4.6	56-214-3.8
Net Yards Passing-Times Thrown-Yards Lost	168-3-23	199-1-16
Passes Attempted-Completed-Intercepted	34-15-5	23-18-1
Punts/Number-Average	4-41.3	3-40.3
Penalties/Number-Yards	7-62	6-70
Fumbles/Number-Lost	3-2	2-1

INDIVIDUAL STATISTICS

RUSHING - Miami: Franklin 23-96, Nathan 19-83, Woodley 3-14, Bennett 7-14, Orosz 1-11, Vigorito 1-2, Jensen 2-(-6).
 San Diego: Muncie 11-62, Brooks 3-9, Fouts 2-3, Capelletti 1-5.

PASSING - Miami: Woodley 22-17-1, 195 yards, 2 TDs; Nathan 1-1-0, 20 yards, 0 TDs.
 San Diego: Fouts 34-15-5, 191 yards, 1 TD.
RECEIVING - Miami: Nathan 8-55, Hardy 3-45, Cefalo 2-69, Vigorito 2-22, Harris 1-15, Lee 1-6, Moore 1-3.
 San Diego: Muncie 6-53, Chandler 2-38, Brooks 2-25, Sievers 2-21, Joiner 1-28, Winslow 1-18, Holohan 1-8.

1982 AFC CHAMPIONSHIP

MIAMI 14, N.Y. JETS 0
 January 23, 1983

Orange Bowl
 Miami, FL

For the third time in as many games the Miami Dolphins defeated the New York Jets, this time on a rainy, mud-soaked Orange Bowl field. The Dolphins set an AFC Championship Game record by holding the Jets to 139 total yards. A.J. Duhe set an AFC playoff record with three interceptions, including one he returned for a 35-yard TD. The Dolphins set an NFL record by being the first team to have defeated the same team three times in a season - two times during the regular season and once in a playoff game. On nine occasions since the AFL-NFL merger, teams had met three times in a season - but no team had won all three games. Before a crowd of 67,396, the Dolphins' Woody Bennett rumbled seven yards up the middle to score the only points the Dolphins would need. That came in the third quarter after the teams had trudged through a scoreless first half on the soggy Prescription Athletic Turf.

N.Y. JETS	0	0	0	0	-	0
MIAMI	0	0	7	7	-	14

M - Bennett, 7 run (von Schamann kick) 7/48 3- 2:05
M - Duhe, 35 interception return (von Schamann kick) 4- 2:08

ATT. - 67,396

	N.Y. Jets	Miami
First Downs/Total-Rush.-Pass.-Pen.	10-2-6-2	13-7-5-1
Total Yards-Plays-Average	139-65-2.1	198-66-3.0
Rushes-Yards-Average	24-62-2.6	41-138-3.4
Net Yards Passing-Times Thrown-Yards Lost	77-4-26	60-4-27
Passes Attempted-Completed-Intercepted	37-15-5	21-9-3
Punts/Number-Average	10-35.7	10-33.3
Penalties/Number-Yards	6-42	3-15
Fumbles/Number-Lost	1-0	3-1

INDIVIDUAL STATISTICS

RUSHING - Miami: Woodley 8-46, Franklin 13-44, Nathan 7-24, Bennett 13-24.
 N.Y. Jets: McNeil 17-46, Todd 4-10, Augustyniak 2-5, Dierking 1-1.
PASSING - Miami: Woodley 21-9-3, 87 yards, 0 TDs.
 N.Y. Jets: Todd 37-15-5, 103 yards, 0 TDs.
RECEIVING - Miami: Vigorito 3-29, Harris 2-28, Nathan 2-4, Rose 1-20, Lee 1-6.
 N.Y. Jets: Harper 4-14, Jones 3-35, Barkum 2-20, Augustyniak 2-12, McNeil 1-9, Gaffney 1-7, Dierking 1-6, Walker 1-0.

SUPER BOWL XVII

WASHINGTON 27, MIAMI 17
 January 30, 1983

Rose Bowl
 Pasadena, CA

The Washington Redskins, behind the power running of John Riggins, came from behind to win Super Bowl XVII in the famed Rose Bowl, beating Miami 27-17. Before the second-largest crowd for a Super Bowl - 103,667 fans - the Redskins took the lead for the first time with a little more than 10 minutes left on the clock. The game was marked by a Super Bowl record performance by Fulton Walker, who returned four kickoffs 190 yards, including a 98-yard TD that gave Miami a 17-10 halftime lead. It was the first kickoff returned for a TD in Super Bowl history and the longest kickoff return in playoff history. Riggins ran up 166 yards on 38 carries, both Super Bowl records. On a short-yardage play - fourth-and-one from the Redskin 43 with 10:01 to play - Riggins broke a tackle and scored on a 43-yard run. Riggins accounted for 181 total yards, five more yards than the entire Miami offense could manage in the game. In the first quarter, Miami jumped to a quick lead with a 76-yard David Woodley to Jimmy Cefalo pass for a TD.

MIAMI	7	10	0	0	-	17
WASHINGTON	0	10	3	14	-	27

M - Cefalo, 76 pass from Woodley (von Schamann kick) 2/80 1-6:49
W - FG Moseley 31 7/32 2-0:21
M - FG von Schamann 20 13/50 2-9:00
W - Garrett, 4 pass from Theismann (Moseley kick) 11/80 2-13:09

M	Walker, 98 kickoff return (von Schamann kick)	2-13:22
W	FG Moseley 20	6/61 3-6:51
W	Riggins, 43 run (Moseley kick)	4/52 4-4:59
W	Brown, 6 pass from Theismann (Moseley kick)	12/41 4-13:05

ATT. - 103,667

	Miami	Washington
First Downs/Total-Rush.-Pass.-Pen.	9-7-2-0	24-14-9-1
Total Yards-Plays-Average	176-47-3.7	400-78-5.1
Rushes-Yards-Average	29-96-3.3	52-276-5.3
Net Yards Passing-Times Thrown-Yards Lost	80-1-17	124-3-19
Passes Attempted-Completed-Intercepted	17-4-1	23-15-2
Punts/Number-Average	6-37.8	4-42.0
Penalties/Number-Yards	4-55	5-36
Fumbles/Number-Lost	2-1	0-0

INDIVIDUAL STATISTICS

RUSHING - Miami: Franklin 16-49, Nathan 7-26, Woodley 4-16, Vigorito 1-4, Harris 1-1.

Washington: Riggins 38-166, Garrett 1-44, Harmon 9-40, Theismann 3-20, Walker 1-6.

PASSING - Miami: Woodley 14-4-1, 97 yards, 1 TD; Strock 3-0-0, 0 yards, 0 TDs.

Washington: Theismann 23-15-2, 143 yards, 2 TDs.

RECEIVING - Miami: Cefalo 2-82, Harris 2-15.

Washington: Brown 6-60, Warren 5-28, Garrett 2-13, Walker 1-27, Riggins 1-15.

1983 AFC PLAYOFF

SEATTLE 27, MIAMI 20
December 31, 1983

Orange Bowl
Miami, FL

The Miami Dolphins saw their season end on a sour note as they lost a 27-20 decision to the Seattle Seahawks in the first round of the AFC playoffs. Before 71,032 fans in the Orange Bowl, Dolphin rookie quarterback Dan Marino returned from his December 4 knee injury. On their second possession, the Dolphins launched a 12-play, 80-yard drive ending with a 19-yard TD pass from Marino to tight end Dan Johnson (PAT missed). A 59-yard return by Zachary Dixon on the ensuing kickoff led to a six-yard scoring toss from Seattle's Dave Krieg to Cullen Bryant with the extra point, giving the Seahawks a one point lead. Miami immediately retaliated, using a 17-yard Marino to Mark Duper hook-up to pave the way for a 32-yard circus catch by Duper for the touchdown. Early in the third quarter, a David Overstreet fumble in Seattle territory set the Seahawks up for a 55-yard TD march featuring a 28-yard completion from Krieg to Paul Johns, and culminating in a one-yard run by Curt Warner. Norm Johnson's 27-yard field goal early in the fourth quarter gave Seattle a 17-13 lead. The Dolphins managed to regain the lead at 20-17 following a Gerald Small interception (18-yard return) and Woody Bennett's two-yard run with only 3:43 remaining. However, the lead was shortlived as the Seahawks came right back to score on Warner's short run following a pair of Krieg to Steve Largent completions for a total of 56 yards. Miami's Fulton Walker then fumbled the Seattle kickoff, thus leading to a 37-yard Johnson field goal. Another Walker kickoff fumble iced the game for the Seahawks, who were participating in the playoffs for the first time in their eight-year history.

SEATTLE	0	7	7	13	-	27
MIAMI	0	13	0	7	-	20

M	Johnson, 19 pass from Marino (kick failed)	12/80	2- 2:23
S	C. Bryant, 6 pass from Krieg (N. Johnson kick)	6/38	2- 5:41
M	Duper, 32 pass from Marino (von Schamann kick)	7/74	2- 9:17
S	Warner, 1 run (N. Johnson kick)	8/55	3- 8:34
S	FG N. Johnson 27	9/40	4- 4:18
M	Bennett, 2 run (von Schamann kick)	3/16	4-11:17
S	Warner, 2 run (N. Johnson kick)	5/66	4-13:12
S	FG N. Johnson 37	4/8	4-13:45

ATT. - 71,032

	Seattle	Miami
First Downs/Total-Rush.-Pass.-Pen.	21-12-9-0	21-9-11-1
Total Yards-Plays-Average	334-72-4.6	321-56-5.7
Rushes-Yards-Average	42-151-3.6	30-128-4.3
Net Yards Passing-Times Thrown-Yards Lost	183-1-9	193-0-0
Passes Attempted-Completed-Intercepted	29-15-1	26-15-2
Punts/Number-Average	4-38.0	4-35.5
Penalties/Number-Yards	2-15	5-30
Fumbles/Number-Lost	0-0	3-3

INDIVIDUAL STATISTICS

RUSHING - Miami: Overstreet 9-50, Bennett 7-31, Franklin 6-28, Nathan 8-19.

Seattle: Warner 29-113, C. Bryant 5-22, Hughes 4-21, Krieg 4-(-5).

PASSING - Miami: Marino 25-15-2, 193 yards, 2 TDs; Clayton 1-0-0, 0 yards, 0 TDs.

Seattle: Krieg 28-15-1, 192 yards, 1 TD; Zorn 1-0-0, 0 yards, 0 TDs.

330

RECEIVING - Miami: Duper 9-117, Johnson 2-29, Moore 2-26, Rose 1-15, Nathan 1-6.
Seattle: Warner 5-38, Johns 4-60, Largent 2-56, Doornink 2-26, C. Bryant 2-12.

1984 AFC PLAYOFF

MIAMI 31, SEATTLE 10
December 29, 1984

Orange Bowl
Miami, FL

The Miami Dolphins, led by quarterback Dan Marino's three touchdown passes and a defense that shut out the opposition in three of four quarters, defeated the Seattle Seahawks 31-10 before 73,469 fans in the Orange Bowl. The Dolphins moved in front on their second possession and stayed there. Running back Tony Nathan keyed the 68-yard drive by gaining 38 yards on four carries, including the touchdown on a 14-yard run. A 26-yard Marino to Mark Clayton completion the long play of the scoring march. A 32-yard interception return by Seattle's John Harris and a 25-yard pass from Dave Krieg to Steve Largent paved the way for Norm Johnson's 27-yard field goal that cut Miami's lead to 7-3. The Dolphins, however, came right back to score on their next series as a 20-yard reception by Woody Bennett preceded Marino's 34-yard scoring hook-up with Jimmy Cefalo. The Seahawks made it 14-10 at halftime when Largent scored on the Dolphin 24-yard line to open the second half, the Dolphins embarked on a 13-play, 76-yard TD drive that included a Bruce Hardy touchdown catch from three yards out. After the Seahawks' Jeff West managed just a seven-yard punt, Clayton made an acrobatic catch on a tipped ball in the end zone for a 33-yard TD. Miami closed out the scoring on Uwe von Schamann's 37-yard field goal in a drive that featured a 32-yard Marino to Hardy pass.

SEATTLE	0	10	0	0	-	10
MIAMI	7	7	14	3	-	31

M	Nathan, 14 run (von Schamann kick)	8/68	1-10:51
S	FG Johnson 27	7/29	2- 1:24
M	Cefalo, 34 pass from Marino (von Schamann kick)	4/60	2- 4:07
S	Largent, 56 pass from Krieg (Johnson kick)	4/70	2-11:37
M	Hardy, 3 pass from Marino (von Schamann kick)	13/76	3-10:35
M	Clayton, 33 pass from Marino (von Schamann kick)	2/33	3-12:35
M	FG von Schamann 37	8/69	4- 3:32

ATT. - 73,469

	Seattle	Miami
First Downs/Total-Rush.-Pass.-Pen.	8-2-6-0	22-8-12-2
Total Yards-Plays-Average	267-55-4.9	405-70-5.8
Rushes-Yards-Average	18-51-2.8	36-143-4.0
Net Yards Passing-Times Thrown-Yards Lost	216-2-18	262-0-0
Passes Attempted-Completed-Intercepted	35-20-0	34-21-2
Punts/Number-Average	7-37.0	3-37.0
Penalties/Number-Yards	4-20	1-5
Fumbles/Number-Lost	1-1	0-0

INDIVIDUAL STATISTICS

RUSHING - Miami: Nathan 18-76, Bennett 11-41, P. Johnson 6-22, Carter 1-4.

Seattle: Doornink 10-35, Hughes 7-14, Krieg 1-2.

PASSING - Miami: Marino 34-21-2, 262 yards, 3 TDs.

Seattle: Krieg 35-20-0, 234 yards, 1 TD.

RECEIVING - Miami: Clayton 5-75, Nathan 4-20, Hardy 3-48, Duper 3-32, Cefalo 2-43, Moore 2-11, Bennett 1-20, Rose 1-13.

Seattle: Largent 6-128, Doornink 6-23, Turner 3-38, Skansi 2-31, Hughes 1-8, C. Young 1-5, Krieg 1-1.

1984 AFC CHAMPIONSHIP

MIAMI 45, PITTSBURGH 28
January 6, 1985

Orange Bowl
Miami, FL

The Miami Dolphins, led by Dan Marino's 421 yards passing (four touchdowns) and Mark Duper's 148 yards receiving, advanced to Super Bowl XIX by defeating the Pittsburgh Steelers 45-28 in the AFC Championship Game before 76,029 fans in the Orange Bowl. The Dolphins scored on their first offensive series as they moved 67 yards in four plays following a William Judson interception, with the TD coming on a 40-yard pass from Marino to Mark Clayton. Pittsburgh's first score came on Rich Erenberg's seven-yard run that had been set up by Walter Abercrombie's 38 yards gained in the 66-yard march. A 26-yard Uwe von Schamann field goal preceded a 65-yard toss from the Steelers' Mark Malone to John Stallworth that gave Pittsburgh a 14-10 lead. The Dolphins then scored two TDs in the final 2:52 of the first half, the first score coming on a 41-yard reception by Duper. After Lyle Blackwood's interception, Marino hit TE Joe Rose for a 28-yard gain before Tony Nathan gave the Dolphins a 24-14 lead on a

331

two-yard run. Miami then scored on its first three second-half possessions, leading off with Marino's 36-yard scoring strike to Duper. The Steelers closed the gap to 31-21 on Malone's 19-yarder to Stallworth (33-yarder to Louis Lipps in drive). Completions to Duper (41 yards), Nathan (20 yards) and Nat Moore (28 yards) then led to a one-yard TD dive by Woody Bennett. Moore then caught a six-yard touchdown pass before Wayne Capers closed out the scoring with a 29-yard TD reception.

PITTSBURGH	7	7	7	7	-	28
MIAMI	7	17	14	7	-	45

M - Clayton, 40 pass from Marino (von Schamann kick)	4/67	1- 7:15
P - Erenberg, 7 run (Anderson kick)	7/66	1-11:30
M - FG von Schamann 26	8/55	2- 5:56
P - Stallworth, 65 pass from Malone (Anderson kick)	3/71	2-12:08
M - Duper, 41 pass from Marino (von Schamann kick)	5/77	2-13:30
M - Nathan, 2 run (von Schamann kick)	5/35	2-14:24
M - Duper, 36 pass from Marino (von Schamann kick)	4/78	3- 1:48
P - Stallworth, 19 pass from Malone (Anderson kick)	9/72	3- 7:05
M - Bennett, 1 run (von Schamann kick)	10/80	3-13:20
M - Moore, 6 pass from Marino (von Schamann kick)	9/66	4- 3:55
P - Capers, 29 pass from Malone (Anderson kick)	5/84	4-14:35

ATT. - 76,029

First Downs/Total-Rush.-Pass.-Pen.	Pittsburgh	Miami
Total Yards-Plays-Average	22-8-14-0	28-10-18-0
Rushes-Yards-Average	455-68-6.7	569-71-8.0
Net Yards Passing-Times Thrown-Yards Lost	32-143-4.5	38-134-3.5
Passes Attempted-Completed-Intercepted	312-0-0	435-0-0
Punts/Number-Average	36-20-3	33-22-1
Penalties/Number-Yards	3-43.7	2-42.5
Fumbles/Number-Lost	3-30	3-25
	2-1	1-1

INDIVIDUAL STATISTICS

RUSHING - Miami: Nathan 19-64, P. Johnson 10-39, Bennett 8-33, Strock 1-(-2). Pittsburgh: Abercrombie 15-68, Pollard 11-48, Erenberg 6-27.

PASSING - Miami: Marino 32-21-1, 421 yards, 4 TDs; Nathan 1-1-0, 14 yards, 0 TDs. Pittsburgh: Malone 36-20-3, 312 yards, 3 TDs.

RECEIVING - Miami: Nathan 8-114, Duper 5-148, Clayton 4-95, Moore 2-34, Hardy 2-16, Rose 1-28. Pittsburgh: Erenberg 5-59, Stallworth 4-111, Lipps 3-45, Sweeney 3-42, Pollard 3-13, Capers 1-29, Abercrombie 1-13.

SUPER BOWL XIX

SAN FRANCISCO 38, MIAMI 16
January 20, 1985

Stanford Stadium
Palo Alto, CA

The Miami Dolphins, unable to score in the game's final two quarters, dropped a 38-16 decision to the San Francisco 49ers in Super Bowl XIX before 84,059 fans in Stanford Stadium. The Dolphins were outgained in the contest by a 537-314 margin with the 49ers maintaining possession for 37:11. Miami opened the scoring on its first possession as Uwe von Schamann converted a 37-yard field goal (key play - Dan Marino's 25-yard completion to Tony Nathan). San Francisco jumped ahead 7-3 when QB Joe Montana led the Niners on an eight-play, 78-yard drive that culminated in a 33-yard TD toss to Carl Monroe. The Dolphins scored their only touchdown of the game on their next series as two Marino completions to Mark Clayton (18, 13 yards) and a 21-yarder to Dan Johnson paved the way for Johnson's two-yard scoring catch. Touchdown runs of eight and two yards by Roger Craig and Montana's six-yard scamper gave San Francisco a 28-10 lead. Von Schamann then connected on field goals of 31 and 30 yards in the final 12 seconds of the first half to close the Dolphin deficit to 28-16. The 49ers upped their lead on their initial second-half possession on Ray Wersching's 27-yard field goal, before closing out the scoring on Craig's 16-yard scoring reception (key play - 40-yard Montana to Wendell Tyler pass play).

MIAMI	10	6	0	0	-	16
SAN FRANCISCO	7	21	10	0	-	38

M - FG von Schamann 37	7/45	1- 7:36
SF - Monroe, 33 pass from Montana (Wersching kick)	8/78	1-11:48
M - Johnson, 2 pass from Marino (von Schamann kick)	6/70	1-14:15
SF - Craig, 8 pass from Montana (Wersching kick)	4/47	2- 3:26
SF - Montana, 6 run (Wersching kick)	6/55	2- 8:02
SF - Craig, 2 run (Wersching kick)	9/52	2-12:55
M - FG von Schamann 31	12/72	2-14:48
M - FG von Schamann 30	1/0	2-15:00
SF - FG Wersching 27	10/43	3- 4:48
SF - Craig, 16 pass from Montana (Wersching kick)	5/70	3- 8:42

ATT. - 84,059

332

First Downs/Total-Rush.-Pass.-Pen.	Miami	San Francisco
Total Yards-Plays-Average	19-2-17-0	31-16-15-0
Rushes-Yards-Average	314-63-5.0	537-76-7.1
Net Yards Passing-Times Thrown-Yards Lost	9-25-2.8	40-211-5.3
Passes Attempted-Completed-Intercepted	289-4-29	326-1-5
Punts/Number-Average	50-29-2	35-24-0
Penalties/Number-Yards	6-39.3	3-32.7
Fumbles/Number-Lost	1-10	2-10
	1-0	2-2

INDIVIDUAL STATISTICS

RUSHING - Miami: Nathan 5-18, Bennett 3-7, Marino 1-0. San Francisco: Tyler 13-65, Montana 5-59, Craig 15-58, Harmon 5-20, Solomon 1-5, Cooper 1-4.

PASSING - Miami: Marino 50-29-2, 318 yards, 1 TD. San Francisco: Montana 35-24-0, 331 yards, 3 TDs.

RECEIVING - Miami: Nathan 10-83, Clayton 6-92, Rose 6-73, Johnson 3-28, Moore 2-17, Cefalo 1-14, Duper 1-11. San Francisco: Craig 8-82, Clark 5-72, Francis 5-60, Tyler 4-70, Monroe 1-33, Solomon 1-14.

1985 AFC PLAYOFF

MIAMI 24, CLEVELAND 21
January 4, 1986

Orange Bowl
Miami, FL

Most people had not given them much of a chance to win, but the 8-8 Cleveland Browns nearly upset the 12-4 Dolphins in the Orange Bowl. It would take two Ron Davenport touchdowns in the final 17 minutes to send Miami to a 24-21 victory and the AFC Championship Game against New England the following week. Fuad Reveziz put the Dolphins on the board early with a 51-yard field goal on Miami's first drive of the game. But Cleveland came back to score 21 unanswered points, and held a 21-3 advantage midway through the third quarter. Cleveland rookie quarterback Bernie Kosar, who had played two college seasons in the Orange Bowl for the University of Miami, hit Ozzie Newsome with a 16-yard touchdown pass for the Browns' first points of the day. Earnest Byner (16-161) ran in from 21 yards out just before the half, and then he broke a 66-yard touchdown jaunt 3:38 into the second half. Just like that, the improbable began to look possible. Dan Marino connected with Nat Moore for a six-yard touchdown pass just over six minutes later and Miami had closed the margin to 21-10. Then it was time for Davenport (6-48) to show his stuff. First, he hit the hole for a 31-yard touchdown run late in the third period and then he closed the scoring and put Miami up for good, going over from one yard out with just 1:57 remaining in the game.

CLEVELAND	7	7	7	0	-	21
MIAMI	3	0	14	7	-	24

M - FG Reveziz 51	5/25	1- 4:26
C - Newsome, 16 pass from Kosar (Bahr kick)	10/82	1-13:36
C - Byner, 21 run (Bahr kick)	8/55	2-14:02
C - Byner, 66 run (Bahr kick)	4/80	3- 3:38
M - N. Moore, 6 pass from Marino (Reveziz kick)	13/74	3- 9:47
M - Davenport, 31 run (Reveziz kick)	5/48	3-13:19
M - Davenport, 1 run (Reveziz kick)	9/73	4-13:03

ATT. - 75,128

First Downs/Total-Rush.-Pass.-Pen.	Cleveland	Miami
Total Yards-Plays-Average	17-11-5-1	20-6-13-1
Rushes-Yards-Average	313-57-5.5	330-64-5.2
Net Yards Passing-Times Thrown-Yards Lost	37-251-6.8	19-92-4.8
Passes Attempted-Completed-Intercepted	62-1-4	238-0-0
Punts/Number-Average	19-10-1	45-25-1
Penalties/Number-Yards	6-37.2	5-41.6
Fumbles/Number-Lost	6-49	2-20
	1-0	1-0

INDIVIDUAL STATISTICS

RUSHING - Miami: Davenport 6-48, Nathan 7-21, Bennett 4-17, Carter 2-6. Cleveland: Byner 16-161, Mack 13-56, Dickey 6-28, Kosar 2-6.

PASSING - Miami: Marino 45-25-1, 238 yards, 1 TD. Cleveland: Kosar 19-10-1, 66 yards, 1 TD.

RECEIVING - Miami: Nathan 10-101, Hardy 5-51, N. Moore 4-29, Johnson 2-17, Rose 1-17, Clayton 1-15, Bennett 1-6, Carter 1-2. Cleveland: Byner 4-25, Newsome 2-22, Holt 2-2, Cl. Weathers 1-12, Fontenot 1-5.

333

1985 AFC CHAMPIONSHIP

NEW ENGLAND 31, MIAMI 14
January 12, 1986

Orange Bowl
Miami, FL

The New England Patriots garnered a bid to their first Super Bowl by snapping an 18-game losing streak to the Dolphins in Miami with a 31-14 triumph at the Orange Bowl. The Patriots' only previous victory in Miami came in the first meeting between the two teams in 1966. New England backs Craig James (22-105) and Robert Weathers (16-87) combined for 192 yards rushing and quarterback Tony Eason was on target with a 10-12 performance for 71 yards as the Pats set up a Super Bowl date with the Chicago Bears. After New England got on the board first with a Tony Franklin 23-yard field goal, the Dolphins stormed back for their only lead of the afternoon when Dan Marino passed 10 yards to Dan Johnson early in the second quarter. Eason brought New England right back with three touchdown tosses, and the Pats led 24-7 after three quarters. Miami's last score of the day came early in the fourth quarter when Tony Nathan grabbed a 10-yard TD pass from Marino. New England fullback Mose Tatupu ended the game's scoring with a one-yard TD jaunt midway through the fourth quarter.

NEW ENGLAND	3	14	7	7	-	31
MIAMI	0	7	0	7	-	14

NE - FG Franklin 23	6/14	1- 6:40
M - Johnson, 10 pass from Marino (Reveiz kick)	11/80	2- 0:21
NE - Collins, 4 pass from Eason (Franklin kick)	8/66	2- 4:50
NE - D.Ramsey, 1 pass from Eason (Franklin kick)	7/36	2- 9:35
NE - Weathers, 2 pass from Eason (Franklin kick)	6/25	3- 3:02
M - Nathan, 10 pass from Marino (Reveiz kick)	1/10	4- 0:32
NE - Tatupu, 1 run (Franklin kick)	9/45	4- 7:26

ATT. - 74,978

	New England	Miami
First Downs/Total-Rush.-Pass.-Pen.	21-15-6-0	18-3-15-0
Total Yards-Plays-Average	326-71-4.6	302-62-4.9
Rushes-Yards-Average	59-255-4.3	13-68-5.2
Net Yards Passing-Times Thrown-Yards Lost	71-0-0	234-1-14
Passes Attempted-Completed-Intercepted	12-10-0	48-20-2
Punts/Number-Average	5-40.2	4-41.3
Penalties/Number-Yards	2-15	4-35
Fumbles/Number-Lost	2-2	5-4

INDIVIDUAL STATISTICS

RUSHING - Miami: Carter 6-56, Davenport 3-6, Nathan 2-4, Bennett 1-2, Marino 1-0.

New England: C.James 22-105, Weathers 16-87, Collins 12-61, Tatupu 6-9, Eason 3(-7).

PASSING - Miami: Marino 48-20-2, 248 yards, 2 TDs.

New England: Eason: 12-10-0, 71 yards, 3 TDs.

RECEIVING - Miami: Nathan 5-57, Hardy 3-52, Duper 3-45, Clayton 3-41, Davenport 3-23, Johnson 1-10, N.Moore 1-10, Rose 1-10.

New England: D.Ramsey 3-18, Collins 3-15, Morgan 2-30, Tatupu 1-6, Weathers 1-2.



334

INDIVIDUAL PLAYOFF RECORDS

The following individual records relate solely to service with the Miami Dolphins. They include National Football League playoff and Super Bowl statistics only. Super Bowl games are marked with a "***."

SERVICE

MOST GAMES PLAYED

19 Bob Kuechenberg (1970-84)
13 by five players

MOST STARTS

19 Bob Kuechenberg (1970-84)
13 Kim Bokamper (1977-85)

SCORING

MOST POINTS

Career

64 Garo Yepremian (12 games), 28 XPs, 12 FGs
60 Larry Csonka (12 games), 10 TDs

Game

18 Larry Csonka (12/30/73 vs. Oakland), 3 TDs

MOST TOUCHDOWNS

Career

10 Larry Csonka (12 games), 9 run, 1 pass
6 Jim Kiick (11 games), 6 run

Game

3 Larry Csonka (12/30/73 vs. Oakland), 3 run

MOST FIELD GOALS

Career

12 Garo Yepremian (12 games), 20 attempts
9 Uwe von Schamann (10 games), 15 attempts

Game

***3 Uwe von Schamann (1/20/85 vs. San Francisco), 3 attempts

MOST POINTS AFTER TOUCHDOWNS

Career

32 Uwe von Schamann (10 games), 33 attempts
28 Garo Yepremian (12 games), 29 attempts

Game

6 Uwe von Schamann (1/6/85 vs. Pittsburgh), 6 attempts
5 Uwe von Schamann (1/2/82 vs. San Diego), 5 attempts

RUSHING

MOST RUSHING YARDS

Career

891 Larry Csonka (12 games), 225 attempts
454 Tony Nathan (11 games), 118 attempts

Game

**145 Larry Csonka (1/13/74 vs. Minnesota), 33 attempts
117 Larry Csonka (12/30/73 vs. Oakland), 29 attempts

MOST RUSHING ATTEMPTS

Career

225 Larry Csonka (12 games)
118 Tony Nathan (11 games)

Game

**33 Larry Csonka (1/13/74 vs. Minnesota), 145 yards
29 Larry Csonka (12/30/73 vs. Oakland), 117 yards

MOST RUSHING TOUCHDOWNS

Career

9 Larry Csonka (12 games)
6 Jim Kiick (11 games)

335

Game

- 3 Larry Csonka (12/30/73 vs. Oakland), 11,2,2
- 2 three times, last 1986

LONGEST RUNS FROM SCRIMMAGE

- **49 Larry Csonka (1/14/73 vs. Washington)
- 37 Larry Seiple (12/31/72 at Pittsburgh)

PASSING**MOST YARDS PASSING****Career**

- 1,680 Dan Marino (six games)
- 1,467 Bob Griese (12 games)

Game

- 421 Dan Marino (1/6/85 vs. Pittsburgh), 21 of 32
- 403 Don Strock (1/2/82 vs. San Diego), 29 of 43

MOST PASS ATTEMPTS**Career**

- 234 Dan Marino (six games)
- 208 Bob Griese (12 games)

Game

- **50 Dan Marino (1/20/85 vs. San Francisco), 29 completions
- 48 Dan Marino (1/12/85 vs. New England), 20 completions

MOST PASS COMPLETIONS**Career**

- 131 Dan Marino (six games)
- 112 Bob Griese (12 games)

Game

- 29 Don Strock (1/2/82 vs. San Diego), 43 attempts
- **29 Dan Marino (1/20/85 vs. San Francisco), 50 attempts

MOST TOUCHDOWN PASSES**Career**

- 13 Dan Marino (six games)
- 10 Bob Griese (12 games)

Game

- 4 Don Strock (1/2/82 vs. San Diego), 1,40,15,50
- 4 Dan Marino (1/6/85 vs. Pittsburgh), 40,41,36,6

MOST PASSES HAD INTERCEPTED**Career**

- 12 Bob Griese (12 games)
- 10 Dan Marino (six games)

Game

- 3 David Woodley (1/23/83 vs. N.Y. Jets), 21 attempts
- 2 six times, last 1985

LONGEST PASS PLAYS

- **76t David Woodley to Jimmy Cefalo (1/30/83 vs. Washington)
- 75t Bob Griese to Paul Warfield (1/2/72 vs. Baltimore)

RECEIVING**MOST RECEPTIONS****Career**

- 65 Tony Nathan (11 games)
- 34 Paul Warfield (11 games)

Game

- **10 Tony Nathan (1/20/85 vs. San Francisco), 83 yards
- 10 Tony Nathan (1/4/86 vs. Cleveland), 101 yards

MOST RECEIVING YARDS**Career**

- 717 Paul Warfield (11 games), 21.1 per catch
- 649 Tony Nathan (11 games), 10.0 per catch

Game

- 148 Mark Duper (1/6/85 vs. Pittsburgh), 5 receptions
- 140 Paul Warfield (12/25/71 at Kansas City), 7 receptions

MOST RECEIVING TOUCHDOWNS**Career**

- 4 Paul Warfield (11 games), 34 receptions
- 4 Bruce Hardy (13 games), 26 receptions

336

Game

- 2 Joe Rose (1/2/82 vs. San Diego)
- 2 Bruce Hardy (1/8/83 vs. New England)
- 2 Mark Duper (1/6/85 vs. Pittsburgh)

INTERCEPTIONS**MOST INTERCEPTIONS****Career**

- 5 Dick Anderson (11 games)
- 4 by five players

Game

- 3 A.J. Duhe (1/23/83 vs. N.Y. Jets), 36 yards
- 2 three times, last 1983

**TEAM
PLAYOFF RECORDS****SCORING****MOST POINTS SCORED**

- 45 1/6/85 vs. Pittsburgh
- 38 1/2/82 vs. San Diego

FEWEST POINTS SCORED

- **3 1/16/72 vs. Dallas
- 9 12/24/78 vs. Houston

MOST POINTS ALLOWED

- 41 1/2/82 vs. San Diego
- **38 1/20/85 vs. San Francisco

FEWEST POINTS ALLOWED

- 0 1/2/72 vs. Baltimore
- 0 1/23/83 vs. N.Y. Jets

MOST DECISIVE WIN

- 21 21-0 vs. Baltimore (1/2/72)
- 21 34-13 vs. San Diego (1/16/83)
- 21 31-10 vs. Seattle (12/29/84)

MOST DECISIVE LOSS

- **22 38-16 vs. San Francisco (1/20/85)
- **21 24-3 vs. Dallas (1/16/72)

FIRST DOWNS**MOST FIRST DOWNS**

- 29 1/16/83 vs. San Diego
- 28 1/6/85 vs. Pittsburgh

FEWEST FIRST DOWNS

- **9 1/30/83 vs. Washington
- **10 1/16/72 vs. Dallas

MOST FIRST DOWNS ALLOWED

- 34 1/2/82 vs. San Diego
- **31 1/20/85 vs. San Francisco

FEWEST FIRST DOWNS ALLOWED

- 8 1/29/84 vs. Seattle
- 10 1/23/83 vs. N.Y. Jets

MOST FIRST DOWNS BY**Rushing**

- 18 12/23/73 vs. Cincinnati
- 18 12/30/73 vs. Oakland

Passing

- 21 1/2/82 vs. San Diego
- 18 1/6/85 vs. Pittsburgh

Penalty

- **4 1/13/74 vs. Minnesota

337

FEWEST FIRST DOWNS BY

Rushing
 2 1/30/79 at Pittsburgh
 **2 1/20/85 vs. San Francisco

Passing
 2 12/30/73 vs. Oakland
 **2 1/30/83 vs. Washington

MOST FIRST DOWNS ALLOWED BY

Rushing
 **16 1/20/85 vs. San Francisco
 15 two times, last 1986

Passing
 21 1/2/82 vs. San Diego
 **15 1/20/85 vs. San Francisco

Penalty
 3 two times, last 1984

FEWEST FIRST DOWNS ALLOWED BY

Rushing
 2 1/23/83 vs. N.Y. Jets
 2 12/29/84 vs. Seattle

Passing
 5 1/4/86 vs. Cleveland
 6 six times, last 1986

TOTAL NET YARDS**MOST NET YARDS GAINED**

569 1/6/85 vs. Pittsburgh
 472 1/2/82 vs. San Diego

FEWEST NET YARDS GAINED

**176 1/30/83 vs. Washington
 **185 1/16/72 vs. Dallas

MOST NET YARDS ALLOWED

564 1/2/82 vs. San Diego
 **537 1/20/85 vs. San Francisco

FEWEST NET YARDS ALLOWED

139 1/23/83 vs. N.Y. Jets
 194 1/23/73 vs. Cincinnati

RUSHING**MOST RUSHING YARDS**

266 12/30/73 vs. Oakland, 53 attempts
 241 12/23/73 vs. Cincinnati, 52 attempts

FEWEST RUSHING YARDS

25 12/30/79 at Pittsburgh
 **25 1/20/85 vs. San Francisco

MOST RUSHING YARDS ALLOWED

**276 1/30/83 vs. Washington, 52 attempts
 255 1/12/86 vs. New England, 59 attempts

FEWEST RUSHING YARDS ALLOWED

51 12/29/84 vs. Seattle, 18 attempts
 62 1/23/83 vs. N.Y. Jets, 24 attempts

MOST RUSHING ATTEMPTS

56 1/16/83 vs. San Diego, 214 yards
 53 two times, last 1974

FEWEST RUSHING ATTEMPTS

**9 1/20/85 vs. San Francisco, 25 yards
 13 1/12/86 vs. New England, 68 yards

MOST RUSHING ATTEMPTS, OPPONENT

59 1/12/86 vs. New England, 255 yards
 **52 1/30/83 vs. Washington, 276 yards

FEWEST RUSHING ATTEMPTS, OPPONENT

17 1/16/83 vs. San Diego, 79 yards
 18 two times, last 1984

PASSING**MOST NET YARDS PASSING**

435 1/6/85 vs. Pittsburgh
 394 1/2/82 vs. San Diego

FEWEST NET YARDS PASSING

26 12/30/73 vs. Oakland
 60 1/23/83 vs. N.Y. Jets

MOST NET YARDS PASSING ALLOWED

415 1/2/82 vs. San Diego
 326 1/20/85 vs. San Francisco

FEWEST NET YARDS PASSING ALLOWED

62 1/4/86 vs. Cleveland
 71 1/12/86 vs. New England

MOST PASS ATTEMPTS

**50 1/20/85 vs. San Francisco
 48 two times, last 1986

FEWEST PASS ATTEMPTS

6 12/30/73 vs. Oakland
 **7 1/13/74 vs. Minnesota

MOST PASS ATTEMPTS, OPPONENTS

54 1/2/82 vs. San Diego
 37 1/23/83 vs. N.Y. Jets

FEWEST PASS ATTEMPTS, OPPONENTS

12 1/2/86 vs. New England
 16 12/27/70 at Oakland

MOST PASS COMPLETIONS

31 1/2/82 vs. San Diego
 **29 1/20/85 vs. San Francisco

FEWEST PASS COMPLETIONS

3 12/30/73 vs. Oakland
 4 two times, last 1983

MOST PASS COMPLETIONS, OPPONENT

33 1/2/82 vs. San Diego
 **24 1/20/85 vs. San Francisco

FEWEST PASS COMPLETIONS, OPPONENT

8 1/27/70 at Oakland
 9 1/24/72 vs. Cleveland

INTERCEPTIONS**MOST INTERCEPTIONS**

5 12/24/72 vs. Cleveland
 5 1/16/83 vs. San Diego
 5 1/23/83 vs. N.Y. Jets

MOST INTERCEPTIONS, OPPONENT

3 12/24/78 vs. Houston
 3 1/23/83 vs. N.Y. Jets



HONORS

ALL-NFL (FIRST TEAM)

- Dick Anderson (safety)** — AP 1972-73; Writers 1972-73; NEA 1972-74; PFW 1973.
Bob Baumhower (defensive tackle) — SN 1981; AP 1983; PFW 1983.
Doug Betters (defensive end) — AP 1983; NEA 1983; SN 1983; Writers 1983; PFW 1983.
Larry Csonka (fullback) — AP 1971, 1973; PFW 1972-73; Writers 1971.
Bob Griese (quarterback) — AP 1971, 1977; Writers 1971, 1977; NEA 1971; PFW 1971, 1977.
Duriel Harris (kick returner) — PFW 1976.
Bob Kuechenberg (guard) — NEA 1975; AP 1978; PFW 1978.
Eric Laakso (tackle) — SN 1983.
 • **Jim Langer (center)** — AP 1974-75, 1977; Writers 1974-77; NEA 1974-77; PFW 1974-77.
 • **Larry Little (guard)** — Writers 1971-75, 1977; AP 1971-75; PFW 1971-73, 1975; NEA 1972-73.
Dan Marino (quarterback) — AP 1984-86; Writers 1984-86; NEA 1984; PFW 1984-86; SN 1984-86.
Nat Moore (wide receiver) — AP 1977; Writers 1977.
Earl Morrall (quarterback) — AP 1972.
Tony Nathan (kick returner) — AP 1979.
Ed Newman (guard) — NEA 1982; AP 1984; PFW 1984.
Fuad Reveiz (kicker) — PFW 1985.
Reggie Roby (punter) — AP 1984; Writers 1984; NEA 1984; PFW 1984-85; SN 1984.
Jake Scott (safety) — Writers 1973; AP 1973-74; PFW 1972, 1974.
Bill Stanfill (defensive end) — AP 1972; Writers 1973; NEA 1973.
 • **Dwight Stephenson (center)** — Writers 1983-87; NEA 1983-86; PFW 1983-87; AP 1984-87; SN 1984-86.
Fulton Walker (kick returner) — Writers 1983; PFW 1983; SN 1983.
Paul Warfield (wide receiver) — AP 1971, 1973; NEA 1971-72; Writers 1971; PFW 1971.
 • **Garo Yepremian (kicker)** — Writers 1971, 1973; AP 1971, 1973; PFW 1971-1973; NEA 1973.
Delvin Williams (running back) — AP 1978.
 • All-NFL of the 1970s selected by Hall of Fame.
 • All-NFL of the 1980s selected by Hall of Fame.

ALL-NFL (SECOND TEAM)†

- Dick Anderson (safety)** — Writers 1973.
Bob Baumhower (defensive tackle) — AP 1979, 1981-82, 1984; NEA 1981-82.
Nick Buoniconti (linebacker) — AP 1972; Writers 1972; PFW 1973.
Mark Clayton (wide receiver) — AP 1984.
Larry Csonka (fullback) — AP 1972; Writers 1972; NEA 1973.
Manny Fernandez (defensive tackle) — NEA 1973.
Tim Foley (safety) — NEA 1979.
Bob Kuechenberg (guard) — Writers 1975; NEA 1977-78.
Jim Langer (center) — PFW 1973; AP 1976; NEA 1978.
Larry Little (guard) — NEA 1975, 1978; AP 1977-78.
Dan Marino (quarterback) — AP 1983; NEA 1985-86.
Earl Morrall (quarterback) — NEA 1972.
Ed Newman (guard) — AP 1981-83; NEA 1981, 1983.
John Offerdahl (linebacker) — AP 1986.
Reggie Roby (punter) — NEA 1985.
Jake Scott (safety) — Writers 1972, 1975; AP 1972; NEA 1972-73.
Bill Stanfill (defensive end) — Writers 1974; NEA 1974; PFW 1973.
Dwight Stephenson (center) — AP 1983.
Uwe von Schamann (kicker) — AP 1982.
Paul Warfield (wide receiver) — AP 1972; Writers 1973; NEA 1973; PFW 1973.
Delvin Williams (running back) — NEA 1978.

† Writers discontinued Second Team in 1976

* All-NFL of the 1980s selected by Hall of Fame.

ALL-AFC SELECTIONS*

- Dick Anderson (safety)** — AP 1972-73; UPI 1972-73; SN 1972-74; PFW 1973.
Bob Baumhower (defensive tackle) — SN 1979; PFW 1979, 1981, 1983; UPI 1981-83.
Doug Betters (defensive end) — UPI 1983; PFW 1983.

- Nick Buoniconti (linebacker)** — AP 1972.
Mark Clayton (wide receiver) — PFW 1984; UPI 1985.
Larry Csonka (fullback) — PFW 1970, 1973; AP 1972-73; UPI 1971-73; SN 1971-73.
Vern Den Herder (defensive end) — AP 1972.
A.J. Duhe (linebacker) — UPI 1981.
Mark Duper (wide receiver) — UPI 1984.
Norm Evans (tackle) — AP 1973; SN 1974.
Manny Fernandez (defensive tackle) — SN 1971.
Roy Foster (guard) — UPI 1985-86; PFW 1986.
Bob Griese (quarterback) — SN 1970-71, 1973; AP 1971; UPI 1971, 1977; PFW 1971, 1977.
Duriel Harris (kick returner) — PFW 1976.
Bob Kuechenberg (guard) — PFW 1974, 1978; SN 1975, 1978 (tackle).
Jim Langer (center) — PFW 1973-77; AP 1974-76; UPI 1973-77; SN 1973-77.
Larry Little (guard) — AP 1971-75; UPI 1971-75; SN 1971-74; PFW 1971, 1973, 1975.
Dan Marino (quarterback) — UPI 1983-86; PFW 1983-86.
Nat Moore (wide receiver) — PFW 1977; SN 1977; UPI 1977.
Earl Morrall (quarterback) — AP 1972; SN 1972.
Tony Nathan (punt returner) — SN 1979.
Ed Newman (guard) — UPI 1982-84; PFW 1984.
John Offerdahl (linebacker) — UPI 1986, 1988; PFW 1986.
Reggie Roby (punter) — UPI 1984-85; PFW 1984-85, 1987.
Jake Scott (safety) — FN 1970; AP 1971-75; UPI 1971-73, 1975; SN 1972-73, 1975; PFW 1974.
Bill Stanfill (defensive end) — UPI 1971-74; AP 1972-74; SN 1972-74; PFW 1973.
Dwight Stephenson (center) — UPI 1983-87; PFW 1983-87; FN 1983, 1986-87.
Fulton Walker (kick returner) — PFW 1983.
Paul Warfield (wide receiver) — AP 1971-73; UPI 1971, 1973; SN 1970-73; PFW 1971, 1973-74.
Delvin Williams (running back) — UPI 1978; SN 1978; PFW 1978.
Garo Yepremian (kicker) — PFW 1971, 1973; SN 1971, 1973; AP 1973.
 *Only UPI, PFW and FN continue to choose All-AFC

KEY TO AWARDS

AP — Associated Press; UPI — United Press International; NEA — Newspaper Enterprise Association; SN — Sporting News; PFW — Pro Football Weekly; Writers — Pro Football Writers; FN — Football News.

PRO BOWL SELECTIONS

(Starters Capitalized)

- 1970 — RB Larry Csonka, QB Bob Griese, WR Paul Warfield.
 1971 — RB LARRY CSONKA, QB BOB GRIESE, G Larry Little, RB Mercury Morris, S Jake Scott (dnp), DE Bill Stanfill, WR PAUL WARFIELD.
 1972 — S Dick Anderson, LB Nick Buoniconti (dnp), RB Larry Csonka (dnp), T Norm Evans, G LARRY LITTLE, RB Mercury Morris, S JAKE SCOTT, DE Bill Stanfill (dnp), WR Paul Warfield (dnp).
 1973 — S DICK ANDERSON, LB Nick Buoniconti, RB Larry Csonka (dnp), QB Bob Griese, C JIM LANGER, G LARRY LITTLE, T Wayne Moore (dnp), RB Mercury Morris (dnp), S JAKE SCOTT, DE Bill Stanfill (dnp), WR Paul Warfield (dnp), K GARO YEPREMIAN.
 1974 — S DICK ANDERSON, RB Larry Csonka, T Norm Evans, QB Bob Griese, G Bob Kuechenberg, C JIM LANGER, G LARRY LITTLE, DE BILL STANFILL, S Jake Scott (dnp), WR Paul Warfield.
 1975 — G BOB KUECHENBERG, C JIM LANGER, S JAKE SCOTT.
 1976 — C JIM LANGER.
 1977 — QB BOB GRIESE, G Bob Kuechenberg, C JIM LANGER, WR NAT MOORE.
 1978 — QB Bob Griese, G Bob Kuechenberg, C Jim Langer, RB DELVIN WILLIAMS, K GARO YEPREMIAN.
 1979 — DT BOB BAUMHOWER, LB Kim Bokamper, S Tim Foley.
 1980 — NO SELECTIONS.
 1981 — DT BOB BAUMHOWER, G Ed Newman.
 1982 — DT Bob Baumhower, RB Andra Franklin, G Ed Newman (dnp), G Bob Kuechenberg*, C Dwight Stephenson.
 1983 — DT BOB BAUMHOWER, DE DOUG BETTERS, WR Mark Duper, G Bob Kuechenberg#, QB DAN MARINO (dnp), G ED NEWMAN, C DWIGHT STEPHENSON.
 1984 — DT Bob Baumhower (dnp), WR Mark Clayton, LB A.J. Duhe, WR MARK DUPER, QB DAN MARINO, G ED NEWMAN, P REGGIE ROBY, C DWIGHT STEPHENSON.
 1985 — WR Mark Clayton, G Roy Foster, QB DAN MARINO (dnp), C DWIGHT STEPHENSON.

1986 — WR Mark Clayton†, WR Mark Duper (dnp), G Roy Foster, QB DAN MARINO (dnp), LB JOHN OFFERDAHL, C DWIGHT STEPHENSON (dnp).
 1987 — QB Dan Marino (dnp), LB John Offerdahl, C Dwight Stephenson (dnp).
 1988 — WR Mark Clayton, LB JOHN OFFERDAHL (dnp), NT Brian Sochia*
 1989 — TE Ferrell Edmunds, LB JOHN OFFERDAHL, P REGGIE ROBY
 * Replaced injured Ed Newman
 # Replaced injured John Hannah
 † Replaced injured Mark Duper
 * Replaced Tim Krumrie

JOE ROBBIE AWARD

(for team leadership)

1989 — Jim Jensen

NAT MOORE AWARD

(for community service and civic participation)

1987 — CB Don McNeal

1988 — K Fuad Reveiz
 1989 — LB John Offerdahl
 1990 — LB John Offerdahl

TOMMY FITZGERALD AWARD

(outstanding rookie in training camp)

1989 — CB Lloyd Mumphord
 1970 — LB Mike Kolen
 1971 — WR Otto Stowe
 1972 — S Charlie Babb
 1973 — WR Bo Rather
 1974 — WR Nat Moore
 1975 — S Barry Hill
 1976 — LB Larry Gordon
 1977 — DE A.J. Duhe and
 DT Bob Baumhower
 1978 — CB Gerald Small

1979 — K Uwe von Schamann
 1980 — CB Don McNeal
 1981 — RB Tom Vigorito
 1982 — LB Charles Bowser
 1983 — QB Dan Marino
 1984 — RB Joe Carter
 1985 — RB Lorenzo Hampton
 1986 — LB John Offerdahl
 1987 — RB Troy Stradford
 1988 — S Jarvis Williams
 1989 — C Jeff Uhlenhake
 1990 — T Richmond Webb

COACH OF THE YEAR

NFL
 1970 — Don Shula SN, PFW
 1971 — Don Shula FN
 1972 — Don Shula AP, SN, PFW, FN

AFC
 1971 — Don Shula AP, UPI, PFW
 1972 — Don Shula PFW

NFL MAN OF THE YEAR

1971 — Joe Robbie FN
 1982 — Don Shula FN
 1985 — Dwight Stephenson NFL

BERT BELL AWARD

(NFL MVP as awarded by Maxwell Club)

1977 — QB Bob Griese
 1984 — QB Dan Marino

NFL DEFENSIVE PLAYER OF THE YEAR

(selected by AP)

1973 — S Dick Anderson
 1983 — DE Doug Betters

ROOKIE OF THE YEAR

1977 — LB A.J. Duhe AP, PFW (NFL Defensive), UPI, SN (AFC)
 1983 — QB Dan Marino SN
 1986 — LB John Offerdahl Old Spice NFL, PFW (NFL Defensive, co-winner)
 1987 — RB Troy Stradford AP, NFL Films (Offensive), PFW (NFL Offensive)

SUPER BOWL MVP

(selected by Sport Magazine)

1972 — S Jake Scott (Super Bowl VII)
 1973 — FB Larry Csonka (Super Bowl VIII)

PRO BOWL MVP

1973 — K Garo Yepremian

NFL PLAYERS ASSOCIATION AWARDS

1970 — Larry Little, AFC Offensive Lineman of the Year
 1971 — Bob Griese, AFC Quarterback of the Year
 Larry Little, AFC Offensive Lineman of the Year
 Mercury Morris, AFC Kick Returner of the Year
 Garo Yepremian, AFC Kicker of the Year
 1972 — Larry Little, AFC Offensive Lineman of the Year
 Earl Morrall, AFC Quarterback of the Year
 1977 — A.J. Duhe, AFC Defensive Rookie of the Year
 Leroy Harris, AFC Offensive Rookie of the Year
 1983 — Doug Betters, AFC Defensive Lineman of the Year
 Dwight Stephenson, AFC Offensive Lineman of the Year
 1984 — Dan Marino, AFC Most Valuable Player
 Dwight Stephenson, AFC Offensive Lineman of the Year
 1985 — Dwight Stephenson, AFC Offensive Lineman of the Year
 1986 — Dan Marino, AFC Most Valuable Player
 Dwight Stephenson, AFC Offensive Lineman of the Year
 1987 — Dwight Stephenson, AFC Offensive Lineman of the Year
 Troy Stradford, AFC Offensive Rookie of the Year

DOLPHINS IN FLORIDA SPORTS HALL OF FAME

RB Rick Casares, 1966
 QB Bob Griese, 1967-1980
 LB Larry Little, 1969-80
 President Joe Robbie, 1966-1989
 Head Coach Don Shula, 1970-1990
 K Garo Yepremian, 1970-78

AFL ALL-STAR GAME

(1966-69)

1966 — DE Ed Cooke, LB Tom Eriandson, CB Jimmy Warren, S Willie West
 1967 — LB John Bramlett, WR Jack Clancy, QB Bob Griese, CB Dick Westmoreland
 1968 — QB Bob Griese, RB Jim Kiick, WR Karl Noonan
 1969 — George Wilson (coach), LB Nick Buoniconti, C Tom Goode, RB Jim Kiick, G Larry Little, DE Bill Stanfill

COLLEGE ALL-STAR GAME, CHICAGO

1966 — LB Frank Emanuel, Tennessee
 1967 — WR Jack Clancy, Michigan; QB Bob Griese, Purdue; T Jim Riley, Oklahoma
 1968 — TE Jim Cox, Miami (Fla.); RB Larry Csonka, Syracuse (MVP); RB Jim Kiick, Wyoming
 1969 — DT Bob Heinz, Pacific; DE Bill Stanfill, Georgia
 1970 — none selected
 1971 — CB Ron Dickerson, Kansas State
 1972 — DT Mike Kadish, Notre Dame
 1973 — Dolphins 14, All-Stars 3
 1974 — DE Don Reese, Jackson State; RB Benny Malone, Arizona State; CB Jeris White, Hawaii; Game cancelled during players' strike
 1975 — T Darryl Carlton, Tampa; QB/WR Freddie Solomon, Tampa; RB Stan Winfrey, Arkansas State
 1976 — LB Kim Bokamper, San Jose State; LB Larry Gordon, Arizona State; WR Duriel Harris, New Mexico State

THIRD-DOWN AWARD

(most valuable, NEA, voted by players)


1966 — S Willie West	1973 — LB Nick Buoniconti
1967 — C Tom Goode	1974 — QB Bob Griese
1968 — QB Bob Griese	1975 — QB Bob Griese
1969 — LB Nick Buoniconti	1976 — WR Nat Moore
1970 — WR Paul Warfield	1977 — WR Nat Moore
1971 — FB Larry Csonka	1978 — RB Delvin Williams
1972 — FB Larry Csonka	1979 — DE Vern Den Herder

(Discontinued in 1980)

NFL's UNSUNG PLAYER

1973 — DE Manny Fernandez

*Silver anniversary
team; Dolphin Honor Roll*



INDIVIDUAL LEAGUE LEADERS

POINTS

Year	Player	Total
1971	Garo Yepremian	117

QUARTERBACK RATING

Year	Player	Total
1984	Dan Marino	108.9
1977	Bob Griese	88.0

PASSING YARDS

Year	Player	Total
1988	Dan Marino	4,434
1986	Dan Marino	4,746
1985	Dan Marino	4,137
1984	Dan Marino	5,084*

TOUCHDOWN PASSES

Year	Player	Total
1986	Dan Marino	44
1985	Dan Marino	30
1984	Dan Marino	48*
1977	Bob Griese	22

PASS COMPLETIONS

Year	Player	Total
1988	Dan Marino	354
1986	Dan Marino	378*
1985	Dan Marino	336
1984	Dan Marino	362

PASS ATTEMPTS

Year	Player	Total
1988	Dan Marino	606
1986	Dan Marino	623*
1984	Dan Marino	564

RUSHING TOUCHDOWNS

Year	Player	Total
1972	Mercury Morris	12

RECEIVING TOUCHDOWNS

Year	Player	Total
1988	Mark Clayton	14
1984	Mark Clayton	18
1977	Nat Moore	12
1971	Paul Warfield	11

INTERCEPTIONS

Year	Player	Total
1973	Dick Anderson	10
1967	Dick Anderson	10

KICKOFF RETURNS

Year	Player	Total
1976	Duriel Harris	32.9
*NFL record		

DOLPHINS POSITIONAL PERFORMANCE AWARDS

(selected by South Florida media;
presented at annual awards dinner)

MOST VALUABLE PLAYER

1966 — RB Joe Auer	1978 — RB Delvin Williams
1967 — QB Bob Griese	1979 — FB Larry Csonka
1968 — QB Bob Griese	1980 — QB David Woodley
1969 — LB Nick Buoniconti	1981 — RB Tony Nathan
1970 — QB Bob Griese, WR Paul Warfield	1982 — FB Andra Franklin
1971 — QB Bob Griese	1983 — QB Dan Marino
1972 — QB Earl Morrall	1984 — QB Dan Marino
1973 — FB Larry Csonka	1985 — QB Dan Marino
1974 — QB Bob Griese	1986 — QB Dan Marino
1975 — C Jim Langer	1987 — QB Dan Marino
1976 — LB Steve Towle	1988 — QB Dan Marino
1977 — QB Bob Griese	1989 — QB Dan Marino

OUTSTANDING OFFENSIVE BACK

1966 — RB Joe Auer	1977 — QB Bob Griese
1967 — QB Bob Griese	1978 — RB Delvin Williams
1968 — WR Karl Noonan	1979 — FB Larry Csonka
1969 — RB Jim Kiick	1980 — QB David Woodley
1970 — FB Larry Csonka, RB Jim Kiick	1981 — RB Tony Nathan
1971 — FB Larry Csonka	1982 — FB Andra Franklin
1972 — FB Larry Csonka	1983 — QB Dan Marino
1973 — FB Larry Csonka	1984 — QB Dan Marino
1974 — FB Larry Csonka	1985 — QB Dan Marino
1975 — FB Don Nottingham, FB Norm Bulaich	1986 — QB Dan Marino
1976 — QB Bob Griese	1987 — QB Dan Marino
	1988 — QB Dan Marino
	1989 — QB Dan Marino

OUTSTANDING RECEIVER

1971 — Paul Warfield	1981 — Duriel Harris
1972 — Paul Warfield	1982 — Duriel Harris
1973 — Paul Warfield	1983 — Mark Duper
1974 — Nat Moore	1984 — Mark Clayton
1975 — Nat Moore	1985 — Mark Clayton
1976 — Nat Moore	1986 — Mark Duper
1977 — Nat Moore	1987 — Mark Clayton
1978 — Nat Moore	1988 — Mark Clayton
1979 — Nat Moore	1989 — Mark Clayton
1980 — Duriel Harris	

OUTSTANDING OFFENSIVE LINEMAN

1966 — C Tom Goode	1978 — G Bob Kuechenberg
1967 — T Norm Evans	1979 — G Bob Kuechenberg
1968 — T Norm Evans	1980 — G Ed Newman
1969 — C Tom Goode	1981 — G Ed Newman
1970 — G Larry Little	1982 — C Dwight Stephenson
1971 — G Larry Little	1983 — C Dwight Stephenson
1972 — G Larry Little	1984 — C Dwight Stephenson
1973 — C Jim Langer	1985 — C Dwight Stephenson
1974 — C Jim Langer	1986 — C Dwight Stephenson
1975 — C Jim Langer	1987 — C Dwight Stephenson
1976 — C Jim Langer	1988 — T Ronnie Lee
1977 — C Jim Langer	1989 — T Jeff Dellenbach

346

OUTSTANDING DEFENSIVE BACK

1966 — S Willie West	1978 — S Tim Foley
1967 — CB Jimmy Warren	1979 — S Tim Foley
1968 — CB Jimmy Warren	1980 — CB Don McNeal
1969 — to linebacker	1981 — S Glenn Blackwood
1970 — to linebacker	1982 — CB Don McNeal
1971 — S Jake Scott	1983 — CB William Judson
1972 — S Dick Anderson	1984 — CB William Judson
1973 — S Dick Anderson	1985 — CB William Judson
1974 — CB Curtis Johnson	1986 — CB William Judson
1975 — CB Curtis Johnson	1987 — CB Paul Lankford
1976 — S Charlie Babb	1988 — S Jarvis Williams
1977 — S Tim Foley	1989 — S Jarvis Williams

OUTSTANDING LINEBACKER

1969 — Ed Weisacosky	1980 — Kim Bokamper
1970 — Nick Buoniconti	1981 — Earnie Rhone
1971 — Nick Buoniconti	1982 — A.J. Duhe
1972 — Nick Buoniconti	1983 — Bob Brudzinski
1973 — Nick Buoniconti	1984 — Bob Brudzinski
1974 — Nick Buoniconti	1985 — Hugh Green
1975 — Bob Matheson	1986 — John Offerdahl
1976 — Steve Towle	1987 — John Offerdahl
1977 — Steve Towle	1988 — John Offerdahl
1978 — Larry Gordon	1989 — Barry Krauss
1979 — Larry Gordon	

OUTSTANDING DEFENSIVE LINEMAN

1966 — DE Ed Cooke	1978 — DE Vern Den Herder
1967 — DT Ray Jacobs	1979 — DE Vern Den Herder
1968 — DT Manny Fernandez	1980 — DT Bob Baumhower
1969 — DT Manny Fernandez	1981 — DT Bob Baumhower
1970 — DT Manny Fernandez	1982 — DT Bob Baumhower
1971 — DT Manny Fernandez	1983 — DE Doug Betters
1972 — DT Manny Fernandez	1984 — DE Doug Betters
1973 — DT Manny Fernandez	1985 — DT Mike Charles
1974 — DE Vern Den Herder	1986 — DE T.J. Turner
1975 — DE Vern Den Herder	1987 — DE John Bosa
1976 — DE Vern Den Herder	1988 — DT Brian Sochia
1977 — DE A.J. Duhe, DT Bob Baumhower	1989 — DE Jeff Cross

ROOKIE OF THE YEAR

1966 — LB Frank Emanuel	1978 — CB Gerald Small
1967 — WR Jack Clancy	1979 — K Uwe von Schamann
1968 — RB Jim Kiick	1980 — QB David Woodley
1969 — DE Bill Stanfill	1981 — FB Andra Franklin
1970 — S Jake Scott	1982 — LB Charles Bowser
1971 — none	1983 — QB Dan Marino
1972 — none	1984 — LB Jay Brophy
1973 — none	1985 — K Fuad Reveiz
1974 — WR Nat Moore	1986 — LB John Offerdahl
1975 — LB Steve Towle	1987 — RB Troy Stratford
1976 — WR Duriel Harris	1988 — S Jarvis Williams
1977 — CB Norris Thomas	1989 — S Louis Oliver

OUTSTANDING SPECIAL TEAMS PLAYER (WIOD)

1972 — CB Lloyd Mumphord	1981 — RB Tom Vigorito
1973 — LB Bruce Bannon	1982 — K Uwe von Schamann
1974 — FB Don Nottingham	1983 — CB Robert Sowell
1975 — S Barry Hill	1984 — P Reggie Roby
1976 — KR Freddie Solomon	1985 — TE Bruce Hardy
1977 — G Ed Newman	1986 — CB Reyna Thompson
1978 — CB Charles Cornelius, P George Roberts	1987 — S Liffort Hobley
1979 — RB Tony Nathan	1988 — WR/RB Jim Jensen
1980 — S Don Bessillieu	1989 — K Pete Stoyanovich

347

DOLPHINS IN HALL OF FAME

LARRY CSONKA



#39

Fullback
Born: 12/25/46
College: Syracuse '68
NFL: 1968-74, 1976-79
Dolphins: 1968-74, 1979
Year Inducted: 1987

Csonka ranks as the Dolphins' all-time leading rusher with 1,506 carries for 6,737 yards (4.5 average) and 53 TDs. A five-time Pro Bowl selection, he put together three consecutive 1,000-yard seasons (1971-73) as Miami advanced to the Super Bowl each year. Csonka shined in those three Super Bowls, averaging 6.3 yards a carry and going over 100 yards rushing in two of them. Originally drafted in the first round out of Syracuse in 1968, he was named the MVP of Super Bowl VIII after carrying 33 times for 145 yards and two touchdowns as the Dolphins steamrolled the Minnesota Vikings, 24-7, for their second straight NFL title. Called a "modern-day Bronko Nagurski" by Dolphin coach Don Shula, "Zonk" also played three seasons with the N.Y. Giants (1976-78) and one year with the Memphis Southmen of the World Football League (1975). His career rushing totals in the NFL, which place him 12th on the league's all-time rushing list, are: 1,891 carries for 8,081 yards (4.3 average) and 64 TDs. He was elected to the Hall of Fame in his second year of eligibility.

CSONKA'S CAREER STATISTICS

YEAR	TEAM	G-S	ATT.	RUSHING			RECEIVING				
				YDS.	AVG.	LG	TD	NO.	YDS.	LG	TD
1968	Miami	11-11	138	540	3.9	40	6	11	118	65	1
1969	Miami	11-11	131	566	4.3	54†	2	21	183	42	1
1970	Miami	14-14	193	874	4.5	53	6	11	94	54	0
1971	Miami	14-14	195	1051	5.4	28	7	13	113	25	1
1972	Miami	14-14	213	1117	5.2	45	6	5	48	14	0
1973	Miami	14-14	219	1003	4.6	25	5	7	22	9	0
1974	Miami	12-12	197	749	3.8	24	9	7	35	11	0
1975	Memphis*	7	99	421	4.3	-	1	5	54	-	1
1976	NY Giants	12-12	160	569	3.6	13	4	6	39	14	0
1977	NY Giants	14-14	134	464	3.5	15	1	2	20	12	0
1978	NY Giants	14-13	91	311	3.4	12	6	7	73	23	0
1979	Miami	16-16	220	837	3.8	22	12	16	75	18	1
MIAMI TOTALS		106-106	1506	6737	4.5	54†	53	91	688	65	4
NY GIANTS TOTALS		40-39	385	1344	3.5	15	11	15	132	23	0
NFL TOTALS		146-145	1891	8081	4.3	54†	64	106	820	65	4
PLAYOFFS		12-12	225	891	4.0	49	9	4	26	16	1

*stats with WFL Memphis not included in career totals



BOB GRIESE

#12



Quarterback
Born: 2/3/45
College: Purdue '67
NFL: 1967-80
Dolphins: 1967-80
Year Inducted: 1990

He was unquestionably the "thinking man's quarterback." Bob Griese, renowned for his poised leadership and ingenious play-calling, sustained the Dolphin offense with a flair for winning from 1967-80.

The bespectacled quarterback became the 14th passer in the NFL's exclusive 25,000-yard club in 1980. On the same day he reached that milestone, he suffered a shoulder injury which ultimately forced his retirement on June 25, 1981. His No. 12 jersey became the first to be retired May 6, 1982, in ceremonies at the Dolphins' annual awards banquet.

He had a .698 winning percentage (91-39-1) under Coach Don Shula. "Cornerstone of the franchise," Dolphin Owner Joe Robbie called him. He was a consensus All-Pro quarterback in 1971 and 1977, made a team-record six appearances in the Pro Bowl and was voted the team's Most Valuable Player six times by South Florida media.

Since becoming eligible for induction into the Hall of Fame five years ago, Griese has each time been named as a finalist. He was elected to the Hall of Fame in 1990, joining the three other Dolphin players who hold a place in Canton.

"He's probably the most unselfish guy I've ever been around," Shula said. "He got as much of a thrill calling the right running play for a touchdown as he did connecting on a bomb. That's just his makeup."

GRIESE'S CAREER STATISTICS

YEAR	TEAM	G-S	ATT.	COMP.	YDS.	PCT.	TD	INT.	LONG	TKLD.
1968	Miami	13-13	355	186	2473	52.4	21	16	50†	43/372
1969	Miami	9-9	252	121	1695	48.0	10	16	53†	33/289
1970	Miami	14-14	245	142	2019	58.0	12	17	54†	31/282
1971	Miami	14-13	263	145	2089	55.1	19	9	86†	23/248
1972	Miami	6-5	97	53	638	54.6	4	4	39	7/45
1973	Miami	13-13	218	116	1422	53.2	17	8	46	11/75
1974	Miami	13-13	253	152	1968	60.1	16	15	54	27/202
1975	Miami	10-10	191	118	1693	61.8	14	13	79†	18/131
1976	Miami	13-13	272	162	2097	59.6	11	12	47†	30/266
1977	Miami	14-14	307	180	2252	58.6	22	13	73†	36/303
1978	Miami	11-9	235	148	1791	63.0	11	11	63†	18/165
1979	Miami	14-12	310	176	2160	56.8	14	16	51	26/223
1980	Miami	5-3	100	61	790	61.0	6	4	54	9/89
TOTALS		161-152	3429	1926	25092	56.2	192	172	86†	335/2930
PLAYOFFS		12-11	208	112	1467	53.8	10	12	75†	15/152



JIM LANGER



Center

#62

Born: 5/16/48

College: South Dakota St.
'70

NFL: 1970-81

Dolphins: 1970-79

Year Inducted: 1987

Langer was the anchor of the Miami offensive line during the Dolphins' championship years of the 1970s. Coming out of South Dakota State in 1970, he was signed as a free agent by Cleveland but was released on the final cut. Langer was picked up on waivers by the Dolphins and, after spending most of the year on the taxi squad, played in the final five games of 1970, mainly on special teams. After serving as a backup at center the following season, in 1972 he won the starting job, which he would hold until sidelined with a knee injury in 1979. A consensus All-Pro from 1973-77, Langer was a six-time Pro Bowl selection (five times as a starter), a Dolphin record. He played in a club-high 128 straight games during his career and also had a team-record 109 consecutive starts. Voted the team's Most Valuable Player by South Florida media in 1975, Langer also holds the distinction of having played every offensive down in the Dolphins' perfect 1972 season. Wanting to spend the final years of his career near his Roylton, Minn., home, at his own request Langer was traded to the Minnesota Vikings in 1980, where he played for two seasons (1980-81). He was elected to the Hall of Fame in his first year of eligibility.

receiving totals in the NFL are: 427 receptions for 8,565 yards (20.1 average) and 85 TDs. He was elected to the Hall of Fame in his first year of eligibility.

WARFIELD'S CAREER STATISTICS

YEAR	TEAM	G-S	NO.	YDS.	AVG.	LG	TD
1964	Cleveland	14-NA	52	920	17.7	62t	9
1965	Cleveland	1-NA	3	30	10.0	13	0
1966	Cleveland	14-NA	36	741	20.6	51	5
1967	Cleveland	14-NA	32	702	21.9	49t	8
1968	Cleveland	14-NA	50	1067	21.3	65t	12
1969	Cleveland	11-NA	42	886	21.1	82t	10
1970	Miami	14-14	28	703	25.1	54	6
1971	Miami	12-11	43	996	23.2	86t	11
1972	Miami	14-14	29	606	20.9	47	3
1973	Miami	14-14	29	514	17.7	45	11
1974	Miami	14-14	27	536	19.9	54	2
1975	Memphis*	10-NA	25	422	16.9	44t	3
1976	Cleveland	14-14	38	613	16.1	37t	6
1977	Cleveland	14-9	18	251	13.9	52t	2
MIAMI TOTALS		68-67	156	3355	21.5	86t	33
CLEVELAND TOTALS		96-NA	271	5210	19.2	82t	52
NFL TOTALS		164-NA	427	8565	20.1	86t	85
MIAMI PLAYOFFS		11-11	34	717	21.1	75t	4
CLEVELAND PLAYOFFS		7-7	24	404	16.8	56	1
PLAYOFF TOTALS		18-18	58	1121	19.3	75t	5

*stats with WFL Memphis not included in career totals

RETIRED JERSEY #12

PAUL WARFIELD



Wide Receiver

#42

Born: 11/28/42

College: Ohio State '64

NFL: 1964-74, 1976-77

Dolphins: 1970-74

Year Inducted: 1983

Warfield sandwiched two stints with the Cleveland Browns around a five-year career with the Dolphins. After spending his first six seasons in the NFL with the Browns (1964-69), Warfield was acquired by Miami in January of 1970 in exchange for a first-round pick in the upcoming draft. In his five seasons with the Dolphins, Warfield had 156 receptions for 3,355 yards (21.5 average) and 33 TDs - good enough to place him tenth on the team's all-time receiving list. A member of both the '72 and '73 Super Bowl championship teams, he was selected to play in the Pro Bowl all five years he was with the Dolphins (once as a starter), in addition to being named to the AFC squad twice with the Browns. Warfield, the only Dolphin in the team's history to score four touchdowns in one game, also played one season with the Memphis Southmen of the World Football League (1975) before finishing his career with Cleveland (1976-77). His career

350



Bob Griese's No. 12 jersey became the first Dolphin number to be retired on May 6, 1982, in ceremonies at the Dolphins' annual awards banquet. Heading into the 1990 season, his No. 12 is the only Dolphin number to be honored in that fashion.

No other player in the history of the Dolphins, either before or after Griese, wore No. 12 in regular season play.

Griese was further recognized when he was elected to the Pro Football Hall of Fame in 1990, joining former Dolphins Larry Csonka, Jim Langer, and Paul Warfield in Canton.

351

ALL-TIME ROSTER

(1966-90)

HEAD COACHES

Shula, Don	John Carroll	1970-90
Wilson, George	Northwestern	1966-67

ASSISTANT COACHES

Arnsparger, Bill	Miami (Ohio)	1970-73, 1976-83
Bingaman, Les	Illinois	1966-69
Clark, Monte	Southern California	1970-71
Costello, Vince	Ohio University	1971
Crosby, Steve	Fort Hays State	1979-82
Doll, Don	Southern California	1975-76
English, Wally	Louisville	1982
Hefferte, Ernie	Duquesne	1966-68
Henning, Dan	William & Mary	1979-80
Hill, George	Denison	1989-90
Idzik, John	Maryland	1966-69
Keane, Tom	West Virginia	1966-85
Matheson, Bob	Duke	1983-86
McPeak, Bill	Pittsburgh	1973-74
Nathan, Tony	Alabama	1990
Olivadotti, Tom	Upsala	1987-90
Pellegrini, Bob	Maryland	1966-67
Phillips, Mel	North Carolina A&T	1985-90
Sandusky, John	Villanova	1976-90
Scarry, Mike	Waynesburg	1970-85
Schnelker, Bob	Bowling Green	1974
Schnellenberger, Howard	Kentucky	1970-72, 1975-78
Seiple, Larry	Kentucky	1988-90
Sekanovich, Dan	Tennessee	1986-90
Shula, David	Dartmouth	1982-88
Stevens, Gary	John Carroll	1989-90
Studley, Chuck	Illinois	1984-88
Taseff, Carl	John Carroll	1970-90
Wade, Junior	South Carolina State	1983-90
Walston, Bobby	Georgia	1966-67
Westhoff, Mike	Wichita State	1986-90

PLAYERS ON ACTIVE ROSTER

-A-

Ahrens, Dave	LB	Wisconsin	1989
Alexander, John	DE	Rutgers	1977-78
Allen, Jeff	CB	California-Davis	1980
Anderson, Dick	S	Colorado	1968-77
Anderson, Terry	WR	Bethune-Cookman	1977-78
Andrews, John	DE	Morgan State	1975-76
Auer, Joe	RB	Georgia Tech	1966-67

-B-

Babb, Charlie	S	Memphis State	1972-79
Bachman, Ted	CB	New Mexico State	1976
Bailey, Clarence	FB	Hampton Institute	1987
Bailey, Elmer	WR	Minnesota	1980-81
Baker, Mel	WR	Texas Southern	1974
Ball, Larry	LB	Louisville	1972-74, 1977-78
Banks, Fred	WR	Liberty	1987-89
Bannon, Bruce	LB	Penn State	1973-74
Barber, Rudy	LB	Bethune-Cookman	1968
Barisich, Carl	DT	Princeton	1977-80
Barnes, Rodrigo	LB	Rice	1975
Barnett, Bill	DT	Nebraska	1980-85
Baumhower, Bob	DT	Alabama	1977-86
Bealles, Bill	T	Northern Iowa	1987
Beaudoin, Doug	S	Minnesota	1980
Beecher, Willie	K	Utah State	1987-88
Beier, Tom	S	Miami (Fla.)	1967, 1969
Benjamin, Guy	QB	Stanford	1978-79
Bennett, Charles	DE	Southwestern Louisiana	1987

352

Bennett, Woody	FB	Miami (Fla.)	1980-88
Benson, Charles	DE	Baylor	1983-84
Berger, Ron	DE	Wayne State	1973
Bessilleu, Don	S	Georgia Tech	1979-81
Betters, Doug	DE	Nevada-Reno	1978-87
Bishop, Richard	DE	Louisville	1982
Blackwood, Glenn	S	Texas	1979-87
Blackwood, Lyle	S	Texas Christian	1981-86
Bokamper, Kim	LB/DE	San Jose State	1977-85
Bosa, John	DE	Boston College	1987-89
Bosarge, Wade	S	Tulsa	1977
Boutwell, Tom	QB	Southern Mississippi	1969
Bowser, Charles	LB	Duke	1982-85
Boynton, John	T	Tennessee	1969
Bramlett, John	LB	Memphis State	1967-68
Branch, Mel	DE	Louisiana State	1966-68
Braxton, Jim	FB	West Virginia	1978
Briscoe, Martin	WR	Omaha	1972-74
Brophy, Jay	LB	Miami (Fla.)	1984-86
Brown, Andre	WR	Miami (Fla.)	1989
Brown, Bud	S	Southern Mississippi	1984-88
Brown, Dean	S	Fort Valley State	1970
Brown, Donald	CB	Maryland	1986
Brown, J.B.	CB	Maryland	1989
Brown, Mark	LB	Purdue	1983-88
Brown, Tom	FB	Pittsburgh	1987-89
Brudzinski, Bob	LB	Ohio State	1981-89
Bruggers, Bob	LB	Minnesota	1966-68
Bulaich, Norm	FB	Texas Christian	1975-79
Buoniconti, Nick	LB	Notre Dame	1969-76
Burgess, Fernandez	WR	Morris Brown	1984
Burgess, Marvell	S	Henderson State	1987

-C-

Canale, Whit	DE	Tennessee	1966
Carlton, Darryl	T	Tampa	1975-76
Carpenter, Preston	TE	Arkansas	1966
Carter, Joe	RB	Alabama	1984-86
Casares, Rick	RB	Florida	1966
Caterbone, Mike	WR	Franklin and Marshall	1987
Cefalo, Jimmy	WR	Penn State	1978-84
Cesare, Billy	S	Miami (Fla.)	1980
Chambers, Rusty	LB	Tulane	1976-80
Charles, Mike	DT	Syracuse	1983-86
Chavez, Laz	LB	Iona	1987
Chavis, Eddie	WR	Montclair State	1987
Cheek, Louis	T	Texas A&M	1988-89
Chesser, George	RB	Delta State	1966-67
Clancy, Jack	WR	Michigan	1967-69
Clancy, Sean	LB	Amherst	1978
Clark, Greg	LB	Arizona State	1989
Clark, Steve	G	Utah	1982-85
Clayton, Mark	WR	Louisville	1983-89
Cleveland, Greg	T	Florida	1987
Cline, Jackie	DT	Alabama	1987-89
Cole, Terry	RB	Indiana	1971
Colzie, Neal	S	Ohio State	1979
Conlin, Chris	G/C	Penn State	1987
Cooke, Ed	DE	Maryland	1966-67
Cornelius, Charles	CB	Bethune-Cookman	1977-78
Cornish, Frank	DT	Grambling	1970-71
Cowan, Larry	RB	Jackson State	1982
Cox, Jim	TE	Miami (Fla.)	1968
Cribbs, Joe	RB	Auburn	1988
Cronin, Bill	TE	Boston College	1966
Cross, Jeff	DE	Missouri	1988-89
Crowder, Randy	DT	Penn State	1974-76
Crusan, Doug	T	Indiana	1968-74
Csonka, Larry	FB	Syracuse	1968-74, 1979
Current, Mike	T	Ohio State	1967, 1977-79

-D-

Darnall, Bill	WR	North Carolina	1968-69
Davenport, Ron	FB	Louisville	1985-89
Davis, Gary	RB	Cal Poly-SLO	1976-79
Davis, Ted	LB	Georgia Tech	1970
DeMarco, Bob	C	Dayton	1970-71

353

Del Gaizo, Jim	QB	Tampa	1972, 1975
Dellenbach, Jeff	T/C	Wisconsin	1985-89
Den Herder, Vern	DE	Central College (Iowa)	1971-81
Dennard, Mark	C	Texas A&M	1979-83
Denney, Mike	LB	Southern Mississippi	1976
Dennis, Mark	T	Illinois	1987-89
Diana, Rich	RB	Yale	1982
Dornbrook, Thom	G	Kentucky	1980
Dotson, Al	DT	Grambling	1966
Douglas, Leland	WR	Baylor	1987
Drougas, Tom	T	Oregon	1975-76
Duhe, A.J.	LB/DE	Louisiana State	1977-84
Dunaway, Jim	DT	Mississippi	1972
Duper, Mark	WR	Northwestern State (La.)	1982-89
Dvorak, Rick	DE	Wichita State	1977

-E-

Edmunds, Ferrell	TE	Maryland	1988-89
Edmunds, Randall	LB	Georgia Tech	1968-69
Elia, Bruce	LB	Ohio State	1975
Ellis, Craig	RB	San Diego State	1986
Ellis, Ken	CB	Southern	1976
Emanuel, Frank	LB	Tennessee	1966-69
Erlanson, Tom	LB	Washington State	1966-67
Evans, Norm	T	Texas Christian	1966-75

-F-

Faaola, Nuu	FB	Hawaii	1989
Faison, Earl	DE	Indiana	1966
Farley, Dale	LB	West Virginia	1971
Farmer, George	WR	Southern	1987
Feldman, Todd	WR	Kent State	1987
Fernandez, Manny	DE	Utah	1968-75
Fleming, Marv	TE	Utah	1970-74
Foley, Tim	CB	Purdue	1970-80
Foster, Jerome	DT	Ohio State	1989
Foster, Roy	G	Southern California	1982-89
Fowler, Charlie	G	Houston	1967-68
Fowlkes, Dennis	LB	West Virginia	1987
Franklin, Andra	FB	Nebraska	1981-84
Franklin, Tony	K	Texas A&M	1988
Frye, David	LB	Purdue	1986-89
Fultz, Mike	DT	Nebraska	1981
Funchess, Tom	T	Jackson State	1974
Furjanic, Tony	LB	Notre Dame	1988

-G-

Gaines, Chris	LB	Vanderbilt	1988
Galbreath, Harry	G	Tennessee	1988-89
Giaquinto, Nick	RB	Connecticut	1980-81
Gibson, Ernest	CB	Furman	1989
Giesler, Jon	T	Michigan	1979-88
Gilchrist, Cookie	RB	None	1966
Gilmore, Jim	G	Ohio State	1987
Ginn, Hubert	RB	Florida A&M	1970-75
Goar, Guy	C	Colorado State	1987
Goode, Irv	C/G	Kentucky	1973-74
Goode, Kerry	RB	Alabama	1989
Goode, Tom	C	Mississippi State	1966-69
Gordon, Larry	LB	Arizona State	1976-82
Gore, Stacy	P	Arkansas State	1987
Grady, Garry	S	Eastern Michigan	1969
Graf, Rick	LB	Wisconsin	1987-89
Green, Cleveland	T	Southern	1979-86
Green, Hugh	LB	Pittsburgh	1985-89
Griese, Bob	QB	Purdue	1967-80
Griggs, David	LB	Virginia	1989
Groth, Jeff	WR	Bowling Green	1979
Gruber, Bob	T	Pittsburgh	1987

-H-

Hammond, Kim	QB	Florida State	1968
Hampton, Lorenzo	RB	Florida	1985-89
Hardy, Bruce	TE	Arizona State	1978-89
Harper, Jack	RB	Florida	1967-68
Harris, Duriel	WR	New Mexico State	1976-83, 1985
Harris, Leroy	FB	Arkansas State	1977-78

Hayes, Jeff	P	North Carolina	1987
Haynes, Abner	RB	North Texas State	1967
Heath, Clayton	RB	Wake Forest	1976
Hefflin, Vince	WR	Central State (Ohio)	1982-85
Heinz, Bob	DT	Pacific	1969-77
Hendel, Andy	LB	North Carolina State	1986
Hester, Ron	LB	Florida State	1982-84
Higgins, Jim	G	Xavier	1966
Hill, Barry	S	Iowa State	1975-76
Hill, Eddie	RB	Memphis State	1981-84
Hill, Ike	WR	Catawba	1976
Hill, Nate	DE	Auburn	1988
Hines, Jimmy	WR	Texas Southern	1969
Hobley, Liffort	S	Louisiana State	1987-89
Holmes, John	DE	Florida A&M	1966
Holmes, Mike	WR	Texas Southern	1976
Hooper, Trell	CB	Memphis State	1987
Hopkins, Jerry	LB	Texas A&M	1967-68
Howell, Mike	S	Grambling	1972
Howell, Steve	FB	Baylor	1979-81
Huddleston, Jim	G	Virginia	1987
Hudock, Mike	C	Miami (Fla.)	1966
Hunter, Billy	RB	Syracuse	1966

-I-

Irvin, Mark	S	Bethune-Cookman	1987
Isom, Rickey	FB	North Carolina State	1987

-J-

Jackson, Frank	WR	Southern Methodist	1966-67
Jacobs, Ray	DT	Howard Payne	1967-68
Jacobson, Steve	DE	Abilene-Christian	1987
Jaquess, Pete	S	Eastern New Mexico	1966-67
Jarostchuk, Ilia	LB	New Hampshire	1988
Jaworski, Ron	QB	Youngstown State	1987-88
Jenkins, Al	T	Tulsa	1972
Jenkins, Ed	RB	Holy Cross	1972
Jensen, Jim	QB/WR/RB	Boston University	1981-89
Joe, Billy	RB	Villanova	1966
Johnson, Curtis	CB	Toledo	1970-78
Johnson, Dan	TE	Iowa State	1983-87
Johnson, Demetrious	S	Missouri	1987
Johnson, Greg	G	Oklahoma	1988
Johnson, Pete	FB	Ohio State	1984
Joswick, Bob	DE	Tulsa	1968-69
Judie, Ed	LB	Northern Arizona	1984
Judson, William	CB	South Carolina State	1982-89
Junior, E.J.	LB	Alabama	1989

-K-

Keating, Bill	DT	Michigan	1967
Kehoe, Scott	T	Illinois	1987
Keyes, Jimmy	LB/K	Mississippi	1968-69
Kiick, Jim	RB	Wyoming	1968-74
Kinchen, Brian	TE	Louisiana State	1988-89
Kindig, Howard	G/C	Cal State-Los Angeles	1972-73
Koch, Greg	T	Arkansas	1986-87
Kocourek, Dave	TE	Wisconsin	1966
Kolen, Mike	LB	Auburn	1970-1977
Kolic, Larry	LB	Ohio State	1986-88
Konecny, Mark	RB	Alma	1987
Kozlowski, Mike	S	Colorado	1979-86
Krauss, Barry	LB	Alabama	1989
Kremser, Karl	K	Tennessee	1969-70
Kuechenberg, Bob	G	Notre Dame	1970-84
Kumerow, Eric	DE	Ohio State	1988-89

-L-

Laakso, Eric	T	Tulane	1978-84
Lamb, Mack	CB	Tennessee State	1967-68
Lambrecht, Mike	DT	St. Cloud State	1987-89
Land, Mel	LB	Michigan State	1979
Langer, Jim	C	South Dakota State	1970-79
Lankford, Paul	CB	Penn State	1982-89
Lawless, Burton	G	Florida	1981
Lee, Larry	G/C	UCLA	1985-86
Lee, Ronnie	T/TE	Baylor	1979-82, 1984-89

355

Leigh, Charles	RB	None	1971-73
Lewis, David	TE	California	1987
Little, George	DE	Iowa	1985-87
Little, Larry	G	Bethune-Cookman	1969-80
Logan, Marc	FB	Kentucky	1989
Lothridge, Billy	P	Georgia Tech	1972
Lubischer, Steve	LB	Boston College	1987
Lusteg, Booth	K	Connecticut	1967

-M-

Mackey, Kyle	QB	East Texas State	1987
Malone, Benny	RB	Arizona State	1974-78
Mandich, Jim	TE	Michigan	1970-77
Marino, Dan	QB	Pittsburgh	1983-89
Marrone, Doug	G/C	Syracuse	1987
Marshall, David	LB	Eastern Michigan	1987
Mass, Wayne	T	Clemson	1971
Matheson, Bob	LB	Duke	1971-79
Mathews, Bo	FB	Colorado	1981
Mathews, Wes	WR	Northeastern State (Okla.)	1966
Mauck, Carl	C	Southern Illinois	1970
McBride, Norm	DE	Utah	1969-70
McCreary, Loaird	TE	Tennessee State	1976-78
McCullers, Dale	LB	Florida State	1969
McDaniel, Wahoo	LB	Oklahoma	1966-68
McFarland, Jim	TE	Nebraska	1975
McGeever, John	S	Auburn	1966
McNeal, Don	CB	Alabama	1980-89
Mertens, Jim	TE	Fairmont State	1969
Michel, Mike	P/K	Stanford	1977
Milton, Gene	WR	Florida A&M	1968-69
Mingo, Gene	K	None	1966-67
Mira, George	QB	Miami (Fla.)	1971
Mitchell, Melvin	G	Tennessee State	1976-78
Mitchell, Stan	RB	Tennessee	1966-70
Moore, Mack	DE	Texas A&M	1985-86
Moore, Maulty	DT	Bethune-Cookman	1972-74
Moore, Nat	WR	Florida	1974-86
Moore, Wayne	T	Lamar	1970-78
Moreau, Doug	TE	Louisiana State	1966-69
Morrall, Earl	QB	Michigan State	1972-76
Morris, Mercury	RB	West Texas State	1969-75
Morris, Victor	LB	Miami (Fla.)	1987
Moser, Rick	RB	Rhode Island	1980
Moyer, Alex	LB	Northwestern	1985-86
Mumphord, Lloyd	CB	Texas Southern	1969-74

-N-

Nathan, Tony	RB	Alabama	1979-87
Neff, Bob	S	Stephen F. Austin State	1966-68
Neighbors, Billy	G	Alabama	1966-69
Newman, Ed	G	Duke	1973-84
Nicolas, Scott	LB	Miami (Fla.)	1987
Nomina, Tom	DT	Miami (Ohio)	1966-68
Noonan, Karl	WR	Iowa	1966-71
Norton, Rick	QB	Kentucky	1966-69
Nottingham, Don	FB	Kent State	1973-77

-O-

Offerdahl, John	LB	Western Michigan	1986-89
Oliver, Louis	S	Florida	1989
Orosz, Tom	P	Ohio State	1981-82
Ortega, Ralph	LB	Florida	1979-80
Oubre, Louis	G	Oklahoma	1987
Ours, Greg	C	Muskingum	1987
Overstreet, David	RB	Oklahoma	1983
Owens, Morris	WR	Arizona State	1975-76

-P-

Palmer, Dick	LB	Kentucky	1970
Park, Earnie	G	MacMurray	1966
Pearson, Willie	CB	North Carolina A&T	1969
Pesuit, Wally	T	Kentucky	1977-78
Petrella, Bob	S	Tennessee	1966-71
Pidgeon, Tim	LB	Syracuse	1987
Plummer, Bruce	CB	Mississippi State	1988

Poole, Ken	DT	Northeast Louisiana	1981-82
Potter, Steve	LB	Virginia	1981-82
Powell, Alvin	G	Winston-Salem State	1989
Powell, Jesse	LB	West Texas State	1969-73
Price, Sam	RB	Illinois	1966-68
Pruitt, James	WR	Cal State-Fullerton	1986-88
Pryor, Barry	RB	Boston University	1969-70
Pyburn, Jack	T	Texas A&M	1966-68

-R-

Raglin, Floyd	CB	Southern	1987
Randle, Tate	S	Texas Tech	1987
Rather, Bo	RB	Michigan	1973, 1978
Ray, Ricky	CB	Norfolk State	1981-82
Readon, Ike	DT	Hampton Institute	1987
Reaves, Willard	RB	Northern Arizona	1989
Reese, Don	DT	Jackson State	1974-76
Reilly, Dameon	WR	Rhode Island	1987
Reveiz, Fuad	K	Tennessee	1985-88
Rhone, Eamie	LB	Henderson State	1975-84
Rice, Ken	G	Auburn	1966-67
Richardson, Jeff	T	Michigan State	1969
Richardson, John	DT	UCLA	1967-71
Richardson, Willie	WR	Jackson State	1970
Riley, Jim	DE	Oklahoma	1967-71
Roberson, Bo	WR	Cornell	1966
Roberson, Vern	S	Grambling	1977
Roberts, Archie	QB	Columbia	1967
Roberts, George	P	Virginia Tech	1978-80
Roberts, Guy	LB	Maryland	1977
Robinson, Fred	LB	Miami (Fla.)	1986
Robiskie, Terry	FB	Louisiana State	1980-81
Roby, Reggie	P	Iowa	1983-89
Roderick, John	WR	Southern Methodist	1966-67
Rose, Donovan	S	Hampton Institute	1986-87
Rose, Joe	TE	California	1980-85
Roth, Pete	FB	Northern Illinois	1987
Rudolph, Jack	LB	Georgia Tech	1966

-S-

Salter, Bryant	S	Pittsburgh	1976
Sampleton, Lawrence	TE	Texas	1987
Schamel, Duke	LB	South Dakota	1987
Schwedes, Scott	WR	Syracuse	1987-89
Scott, Jake	S	Georgia	1970-75
Scott, Ronald	RB	Southern	1987
Scott, Stanley	DE	Florida State	1987
Secules, Scott	QB	Virginia	1989
Seiple, Larry	P/RB/TE	Kentucky	1967-77
Selfridge, Andy	LB	Virginia	1976
Sellers, Ron	WR	Florida State	1973
Sendlein, Robin	LB	Texas	1985
Shipp, Jackie	LB	Oklahoma	1984-88
Shiver, Sanders	LB	Carson-Newman	1984
Shull, Steve	LB	William & Mary	1980-83
Siler, Rich	TE	Texas A&M	1987
Simpson, Bob	DE	Colorado	1978
Small, Gerald	CB	San Jose State	1978-83
Smith, Mike	CB	Texas-El Paso	1985-87
Smith, Sammie	RB	Florida State	1989
Smith, Tom	RB	Miami (Fla.)	1973
Smith, Willie	TE	Miami (Fla.)	1987
Sochia, Brian	DT	Northwestern Oklahoma State	1986-89
Solomon, Freddie	WR	Tampa	1975-77
Sowell, Robert	CB	Howard	1983-85, 1987
Speyer, Cotton	WR	Texas	1975
Squirek, Jack	LB	Illinois	1986
Stanfill, Bill	DE	Georgia	1969-76
Stankavage, Scott	QB	North Carolina	1987
Stephenson, Dwight	C	Alabama	1980-87
Stofa, John	QB	Buffalo	1966-67, 1969-70
Storr, Greg	LB	Boston College	1987
Stoudt, Cliff	QB	Youngstown State	1989
Stowe, Otto	WR	Iowa State	1971-72
Stoyanovich, Pete	K	Indiana	1989
Stradford, Troy	RB	Boston College	1987-89
Strock, Don	QB	Virginia Tech	1974-87

Stuckey, Henry	CB	Missouri	1972-74
Swain, John	CB	Miami (Fla.)	1985, 1987
Swift, Doug	LB	Amherst	1970-75

-T-

Tagliaferri, John	RB	Cornell	1987
Tautolo, Terry	LB	UCLA	1983-84
Taylor, Ed	CB	Memphis State	1979-82
Taylor, Johnny	LB	Hawaii	1986
Teal, Jimmy	WR	Texas A&M	1988
Testerman, Don	FB	Clemson	1980
Thomas, Norris	CB	Southern Mississippi	1977-79
Thomas, Rodell	LB	Alabama State	1981, 1983-84
Thomas, Rodney	CB	Brigham Young	1988-89
Thompson, Reyna	CB	Baylor	1986-88
Thornton, Jack	LB	Auburn	1966
Tiffin, Van	K	Alabama	1987
Tilley, Emmett	LB	Duke	1983
Tillman, Andre	TE	Texas Tech	1975-78
Toews, Jeff	G	Washington	1979-85
Torczon, LaVerne	DE	Nebraska	1966
Torrey, Bob	FB	Penn State	1979
Toth, Tom	G	Western Michigan	1986-89
Towle, Steve	LB	Kansas	1975-80
Tucker, Gary	RB	Tennessee-Chattanooga	1968
Turner, T.J.	DE	Houston	1986-89
Twilley, Howard	WR	Tulsa	1966-76

-U-

Uhlenhake, Jeff	C	Ohio State	1989
Urbanek, Jim	DT	Mississippi	1968

-V-

Vigorito, Tom	RB/WR	Virginia	1981-85
Volk, Rick	S	Michigan	1977-78
von Schamann, Uwe	K	Oklahoma	1979-84

-W-

Wade, Charley	WR	Tennessee State	1973
Walker, Fulton	CB	West Virginia	1981-84
Walters, Rod	G	Iowa	1980
Wantland, Hal	TE	Tennessee	1966
Ward, Chris	T	Ohio State	1986
Warfield, Paul	WR	Ohio State	1970-74
Warren, Jimmy	CB	Illinois	1966-69
Washington, Dick	CB	Bethune-Cookman	1968
Weisacosky, Ed	LB	Miami (Fla.)	1968-70
West, Willie	S	Oregon	1966-68
Westmoreland, Dick	CB	North Carolina A&T	1966-69
White, Jeris	CB	Hawaii	1974-76
Wickert, Tom	T	Washington State	1974
Williams, Delvin	RB	Kansas	1978-80
Williams, Jarvis	S	Florida	1988-89
Williams, Joel	TE	Notre Dame	1987
Williams, Maxie	G/T	Southeastern Louisiana	1966-70
Wilson, George, Jr.	QB	Xavier	1966
Wimberly, Derek	DE	Purdue	1987
Windauer, Bill	DT	Iowa	1975
Winfrey, Stan	RB	Arkansas State	1975-77
Wiska, Jeff	G	Michigan State	1987
Wood, Dick	QB	Auburn	1966
Woodley, David	QB	Louisiana State	1980-83
Woods, Larry	DT	Tennessee State	1973
Woodson, Fred	G	Florida A&M	1967-69

-Y-

Yepremian, Garo	K	None	1970-78
Young, Steve	T	Colorado	1977
Young, Willie	T	Alcorn A&M	1973

-Z-

Zecher, Rich	DT	Utah State	1966-67
--------------	----	------------	---------

Boldface indicates active player or coach.

WHERE THEY'VE COME FROM

(Colleges and Universities which have produced Dolphin players)

Abilene-Christian 1, Alabama 11, Alabama State 1, Alcorn A&M 1, Alma 1, Amherst 2, Arizona State 5, Arkansas 2, Arkansas State 3, Auburn 7, Baylor 5, Bethune-Cookman 7, Boston College 5, Boston University 2, Bowling Green 1, Brigham Young 1, Buffalo 1, California 2, California-Davis 1, Cal Poly-SLO 1, Cal State-Fullerton 1, Cal State-Los Angeles 2, Carson-Newman 1, Catawba 1, Central College (Iowa) 1, State-Los Angeles 1, Colorado 5, Colorado State 1, Columbia 1, Connecticut 2, Central State (Ohio) 1, Duke 5, Eastern Michigan 2, Eastern New Mexico 1, Cornell 2, Dayton 1, Delta State 1, Fairmont State 1, Florida 9, Florida A&M 4, Florida State 6, Ft. 1, East Texas State 1, Fairmont State 1, Furman 1, Georgia 2, Georgia Tech 6, Valley State 1, Franklin and Marshall 1, Hawaii 3, Henderson State 2, Holy Cross 1, Grambling 4, Hampton Institute 3, Illinois 5, Indiana 4, Iona 1, Iowa 5, Iowa State 3, Jackson State 4, Kansas 2, Kent State 2, Kentucky 7, Lamar 1, Liberty 1, Louisiana State 7, Louisville 4, MacMurray 1, Maryland 5, Memphis State 5, Miami (Fla.) 15, Miami (Ohio) 1, Michigan 6, Michigan State 4, Minnesota 3, Mississippi 3, Mississippi State 2, Missouri 3, Montclair State 1, Morgan State 1, Morris Brown 1, Muskingum 1, Nebraska 5, Nevada-Reno 1, New Hampshire 1, New Mexico State 2, No College 4, Norfolk State 1, North Carolina 3, North Carolina A&T 2, North Carolina State 2, Northeast Louisiana 1, Northeastern State (Okla.) 1, Northern Arizona 2, Northern Illinois 1, Northern Iowa 1, North Texas State 1, Northwestern 1, Northwestern Oklahoma State 1, Northwestern State (La.) 1, Notre Dame 4, Ohio State 13, Oklahoma 7, Omaha 1, Oregon 2, Pacific 1, Penn State 6, Pittsburgh 5, Princeton 1, Purdue 5, Rhode Island 2, Rice 1, Rutgers 1, St. Cloud State 1, San Diego State 1, San Jose State 2, South Carolina State 1, South Dakota 1, South Dakota State 1, Southeastern Louisiana 1, Southern 5, Southern California 1, Southern Illinois 1, Southern Methodist 2, Southern Mississippi 4, Southwestern Louisiana 1, Stanford 2, Stephen F. Austin State 1, Syracuse 6, Tampa 3, Tennessee 9, Tennessee-Chattanooga 1, Tennessee State 5, Texas 4, Texas A&M 8, Texas Christian 3, Texas-El Paso 1, Texas Southern 4, Texas Tech 2, Toledo 1, Tulane 2, Tulsa 4, UCLA 3, Utah 4, Utah State 2, Vanderbilt 1, Villanova 1, Virginia 6, Virginia Tech 2, Wake Forest 1, Washington 1, Washington State 2, Wayne State 1, Western Michigan 2, West Texas State 2, West Virginia 4, Wichita State 1, William & Mary 1, Winston-Salem State 1, Wisconsin 4, Wyoming 1, Xavier 2, Yale 1, Youngstown State 1.

TOP SCHOOLS: 15 - Miami (Fla.); 13 - Ohio State; 11 - Alabama; 9 - Tennessee, Florida; 8 - Alabama, Texas A&M; 7 - Auburn, Bethune-Cookman, Kentucky, Louisiana State, Oklahoma; 6 - Florida State, Georgia Tech, Michigan, Penn State, Syracuse, Virginia.

LENGTH OF SERVICE

TOTAL YEARS	NAME AND YEARS PLAYED
15	Bob Kuechenberg 70-84
14	Bob Griese 67-80; Don Strock 74-87
13	Nat Moore 74-86
12	Bruce Hardy 78-89; Larry Little 69-80; Ed Newman 73-84
11	Vern Den Herder 71-81; Tim Foley 70-80; Larry Seiple 67-77; Howard Twilley 66-76
10	Dick Anderson 68-77; Bob Baumhower 77-86; Doug Betters 78-87; Norm Evans 66-75; Jon Giesler 79-88; Jim Langer 70-79; Ronnie Lee 79-82, 84-89; Don McNeal 80-89; Earnie Rhone 75-84
9	Woody Bennett 80-88; Glenn Blackwood 79-87; Kim Bokamper 77-85; Bob Brudzinski 81-89; Duriel Harris 76-83, 85; Bob Heinz 69-77; Jim Jensen 81-89; Curtis Johnson 70-78; Bob Matheson 71-79; Wayne Moore 70-78; Tony Nathan 79-87; Garo Yepremian 70-78
8	Charlie Babb 72-79; Nick Buoniconti 69-76; Larry Csonka 68-74, 79; A.J. Duhe 77-84; Mark Duper 82-89; Manny Fernandez 68-75; Roy Foster 82-89; Cleveland Green 79-86; William Judson 82-89; Mike Kolen 70-77; Mike Kozlowski 79-86; Paul Lankford 82-89; Jim Mandich 70-77; Bill Stanfill 69-76; Dwight Stephenson 80-87
7	Jimmy Cefalo 78-84; Mark Clayton 83-89; Doug Crusan 68-74; Larry Gordon 76-82; Jim Kiick 68-74; Eric Laakso 78-84; Dan Marino 83-89; Mercury Morris 69-75; Reggie Roby 83-89; Jeff Toews 79-85

ALL-TIME DRAFT CHOICES

(Boldface indicates made active roster)

1966 EXPANSION DRAFT

FROM BOSTON		FROM KANSAS CITY	
Eddie Wilson	QB Arizona	Al Dotson	DT Grambling
Billy Neighbors	G Alabama	Mel Branch	DE Louisiana St
Ross O'Hanley	S Boston College	Frank Jackson	WR So. Methodist
Jack Rudolph	LB Georgia Tech	Ron Cavness	LB Arkansas
FROM BUFFALO		FROM NEW YORK JETS	
Billy Joe	FB Villanova	Wahoo McDaniel	LB Oklahoma
Bo Roberson	WR Cornell	Willie West	S Oregon
x-Jim Davidson	T Ohio State	Mike Huddock	C Miami (Fla.)
Howard Simpson	DT Auburn	LaVerne Torczon	DE Nebraska
FROM DENVER		FROM OAKLAND	
John McGeehan	S Auburn	Rich Zecher	DT Utah State
Ed Cooke	DE Maryland	Dick Wood	QB Auburn
Tom Erlandson	LB Washington St.	Ken Rice	G Auburn
Tom Nomina	DT Miami (Ohio)	Gene Mingo	K No College
FROM HOUSTON		FROM SAN DIEGO	
Norm Evans	T Texas Christian	Dave Kocourek	TE Wisconsin
Tom Goode	C Miss. State	Ernie Park	G MacMurray
Jack Spikes	FB Texas Christian	Jimmy Warren	CB Illinois
Maxie Williams	T SE Louisiana	Dick Westmoreland	CB N.C. A&T
x-retired			

1966

1a x-Jim Grabowski	RB Illinois	10 x-Pat Kilorin	C Syracuse
1b Flick Norton	QB Kentucky	11 Sam Price	RB Illinois
2 Frank Emanuel	LB Tennessee	12 Howard Twilley	WR Tulsa
3 x-Larry Gagner	G Florida	13 x-Ken Kramer	TE Minnesota
4 x-Dick Lettridge	RB West Virginia	14 Phil Scoggin	P Texas A&M
5 Grady Bolton	DT Miss. St.	15 Jerry Oliver	T SW Texas
6 x-Ed Weisacosky	LB Miami (Fla.)	16 Don Lorenz	DE Stephen Austin
7 x-Don Hansen	LB Illinois	17 x-Mike Bender	G Arkansas
8 Bob Petrella	S Tennessee	18 x-Rick Kestner	E Kentucky
9 x-Bill Matan	DE Kansas St.	19 Doug Moreau	TE Louisiana St.
		20 Jon Tooker	CB Adams State

x-signed with National Football League

1966 REDSHIRT DRAFT

1 John Roderick	WR So. Methodist	7 Don Williams	DE Wofford
2 Harold Fulford	WR Auburn	8 Jon Brittenum	QB Arkansas
3 Jack Clancy	WR Michigan	9 x-Craig Baynham	WR Georgia Tech
4 x-Jim Mankins	RB Florida St.	10 x-Randy Winkler	T Tarleton St.
5 x-Fritz Greenlee	TE Arizona	11 Kai Anderson	C Illinois
6 Bill Darnall	WR North Carolina		

x-signed with National Football League

1967

1 Bob Griese	QB Purdue	10 Tom Beier	S Miami (Fla.)
2 Jim Riley	DT Oklahoma	11 Jack Pyburn	T Texas A&M
3 TO DENVER for Cookie Gilchrist	DE Yale	12a y-Stan Juk	LB South Carolina
4 Bob Greenlee	DE Yale	12b y-Jim Whitaker	CB Missouri
5a TO DENVER for Cookie Gilchrist	RB Chattanooga		
5b x-Gary Tucker	(from Buffalo for Jack Spikes)	13 TO BUFFALO for George Wilson, Jr.	CB Kent State
6 Bud Norris	TE Washington St.	14 Charlie Stikes	LB Youngstown
7 Larry Seiple	P/RB Kentucky	15 Jake Ferro	RB Central Ohio
8 TO OAKLAND for Bill Cronin	TE Arizona	16 Maurice Cathoun	T Florida St.
9 John Richardson	DT UCLA	17 Larry Kissam	RB Florida St.

x-taxi squad '67 y-entered medical school

1968

1a Larry Csonka	RB Syracuse	8a TO N.Y. JETS for Archie Roberts	
1b Doug Crusan	T Indiana	8b Randall Edmunds	LB Georgia Tech
(from Cincinnati for John Stofa)		(from Oakland for Dave Kocourek)	
2a Jim Keyes	LB Mississippi	9a Sam McDowell	T SW Missouri
2b Jim Cox	TE Miami (Fla.)	9b y-Tom Paciorek	CB Houston
(from Cincinnati for John Stofa)		(from Houston for Billy Anderson)	
3a Jim Urbaneck	DT Mississippi	10 Joe Minto	T Miami (Fla.)
3b Dick Anderson	S Colorado	11 Cornelius Cooper	DE Prairie View
(from San Diego for Jon Brittenum)		12 Paul Paxton	T Akron
4 TO DENVER for John Bramlett	RB Wyoming	13 Bob Jewick	DE Tulsa
5 Jim Klick	RB Wyoming	14 Ray Blunk	TE Xavier
6a Kim Hammond	QB Florida St.	15 Ken Corbin	LB Miami (Fla.)
(from Denver in 7-man deal)		16 Henry Still	DT Bethune-Cookman
6b x-Jimmy Hines	WR Texas Southern	17 Bill Nemeth	C Arizona
7 x-John Boynton	T Tennessee		

x-taxi squad '68 y-pro baseball

1969

1 Bill Stanfill	DE Georgia	8 Bruce Weinstein	TE Yale
2 Bob Heinz	DT Pacific	9 Jesse Powell	LB West Texas State
3 Mercury Morris	RB West Texas State	10 Jim Mertens	TE Fairmont St.
4 Norm McBride	LB Utah	11 Mike Berdis	DT N. Dakota St.
5a Willie Pearson	WR N.C. A&T	12 Dale McCullers	LB Florida St.
5b Karl Krenner	K Tennessee	13 Amos Ayres	S Arkansas AM&N
(from Oakland for John Roderick)		14 Glynn Thompson	DT Troy State
6 Ed Tuck	C Notre Dame	15 Chick McGeehan	WR Tennessee
7a John Egan	C Boston College	16 Lloyd Mumphord	CB Texas Southern
7b John Kulka	G Penn State	17 Tom Kralman	DE Xavier

(from San Diego for Tom Erlandson)

1970

1 TO CLEVELAND for Paul Warfield	10 Dick Nittinger	G Tampa
2 Jim Mandich	11 Brownie Wheless	DT Rice
3 Tim Foley	12 Mike Kolan	LB Auburn
4 Curtis Johnson	13 Dave Buddington	RB Springfield
5 TO NEW ENGLAND in Buoniconti deal	14 Gary Brackett	G Holy Cross
6 Dave Campbell	15 Pat Hauser	WR East Tenn.
7 Jake Scott	16 Charles Williams	G Tennessee St.
8 Narvel Chavers	17 George Myles	DT Morris Brown
9 Hubert Ginn		

1971

1 TO BALTIMORE for Don Shula	10 Ron Maree	DT Purdue
2 Otto Stowe	11 Vic Summa	T Penn State
3 Dale Farley	12 Leroy Byars	RB Alcorn A&M
x-Joe Theismann	13 Lonnie Hepburn	CB Texas Southern
5 TO PITTSBURGH for Willie Richardson	14 David Vaughan	TE Memphis St.
6 Dennis Coleman	15 Bob Richards	G California
7 Ron Dickerson	16 Chris Myers	WR Kenyon
8 TO PITTSBURGH for Bob DeMarco	17 Curt Mark	LB Mayville, N.D.
9 Vern Den Herder		

x-signed with Canadian Football League

1972

1 x-Mike Kadish	DT Notre Dame	8 Craig Curry	QB Minnesota
2 TO CLEVELAND for Bob Matheson	RB Dayton	9 Greg Johnson	CB Wisconsin
3 Gary Kosins	DE Louisville	10 TO HOUSTON for Russell Price	WR Holy Cross
4a Larry Ball	(from San Diego for Carl Mauck)	11 Ed Jenkins	TE Purdue
4b Al Benton	T Ohio Univ.	12 Ashley Bell	CB Hilldale
5 Charlie Babb	S Memphis St.	13 Archie Robinson	LB Tampa
6 y-Ray Nettles	LB Tennessee	14 Bill Davis	DT Wm. & Mary
7a Bill Adams	G Holy Cross	15 Al Hannah	WR Wisconsin
(from Denver for John Stofa)		17 Vern Brown	S Western Mich.
7b Calvin Harrell	RB Arkansas St.		

x-taxi squad '72 y-signed with Canadian Football League

1973

1 TO BUFFALO for Marlin Briscoe	7d Tom Smith	RB Miami (Fla.)	
2 x-Chuck Bradley	C Oregon	8 Archie Fearnon	DE N.E. Oklahoma
3 Leon Gray	T Jackson St.	9 Karl Lorch	DE Southern Cal.
4 Bo Rafter	WR Michigan	10 Ron Fernandes	DE Eastern Mich.
5a y-Don Strook	QB Virginia Tech	11 Chris Kelle	G Boston College
(from Buffalo in Frank Cornish deal)		12 Mike Mullen	LB Tulane
5b Dave McCurry	CB Iowa State	13 Joe Booker	RB Miami (Ohio)
6 Ed Newman	G Duke	14 Greg Boyd	RB Arizona
7a Kevin Reilly	LB Villanova	15 Bill Palmer	TE St. Thomas
(from New England for Wayne Mass)		16 James Jackson	DE Norfolk St.
7b Ben Shephard	RB Arkansas Tech	17 Charley Wade	WR Tennessee St.
(from New England for Bill Griffin)			
7c Willie Hatter	WR Northern Ill.		

(from Cleveland for Bob DeMarco)
x-injured reserve '73 y-taxi squad '73

1974

1 Don Reese	DE Jackson St.	7b Joe Sullivan	T Boston College
2a y-Andre Tillman	TE Texas Tech	8 Mel Baker	WR Texas Southern
(from Green Bay for Jim Del Galzo)		9a Tom Wickert	T Washington St.
2b Benny Malone	RB Arizona St.	(from Chicago for Dave McCurry)	
(from Dallas in Otto Stowe deal)		9b x-Bob Lally	LB Cornell
2c Jeris White	CB Hawaii	10 x-Gary Valbuena	QB Tennessee
3 Nat Moore	WR Florida	11 Gerry Roberts	DE UCLA
4 x-Bill Stevenson	DT Drake	12 Jim Revels	S Florida
5 x-Cleveland Vann	LB Oklahoma St.	13 x-Clayton Heath	RB Wake Forest
6a Randy Crowder	DT Penn State	14 Sam Johnson	LB Arizona St.
(from Baltimore in Hubert Ginn deal)		15 Larry Cates	CB Western Mich.
6b x-Bob Wolfe	T Nebraska	16 Jesse Wolf	DT Prairie View
7a Carl Swiere	WR Rice	17 Ken Dickerson	CB Tuskegee

x-signed with World Football League y-injured reserve '74

1990

1	Richmond Webb	T	Texas A&M	6	Sean Vanhorse	CB	Howard
2	Keith Sims	G	Iowa State	7	TO CLEVELAND in '90 draft trade-down		
3	Alfred Oglesby	NT	Houston	8	Thomas Woods	WR	Tennessee
4	Scott Mitchell	QB	Utah	9	Phil Ross	TE	Oregon State
5a	TO DALLAS for Scott Secules			10	TO WASHINGTON in '90 draft trade-up		
5b	Leroy Holt	FB	Southern Cal	11	TO SAN FRANCISCO in Tim McKyer deal		
	(from Washington in '90 draft trade-up)			12	Bobby Harden	S	Miami (Fla.)

Joe Robbie said in announcing the team name on October 8, 1965. "Dolphins can attack and kill a shark or a whale. Sailors say bad luck will come to anyone who harms one of them."

Mrs. Robert Swanson of West Miami won two lifetime passes to Dolphin games with her nickname entry. The tiebreaker was picking the winner and score of the 1965 game between the University of Miami and Notre Dame — it ended in a scoreless tie.

ALL-TIME DRAFT BY POSITION

POSITION	NO.
Defensive Line	66
Offensive Line	64
Defensive Back	55
Running Back	54
Linebacker	50
Wide Receiver	37
Tight End	27
Quarterback	21
Kicker	6
Punter	3

FIRST ROUND BY POSITION

POSITION	TOP PICK	ALL FIRST ROUND
Defensive Line	6	6
Running Back	5	5
Offensive Line	5*	5
Quarterback	3*	3
Linebacker	3*	3
Defensive Back	1	2
Tight End	1*	0
Wide Receiver	1*	0
Kicker/Punter	0	0

*includes one selection in second round

DOLPHIN NAME

Mariners, Marauders, Mustangs, Missiles, Moons, Sharks, Suns — none of those other names suggested to the American Football League expansion franchise in 1965 could raise a fin to the runaway winner. "Dolphins" was submitted by 622 entrants in a contest which attracted 19,843 entries and more than a thousand different names. The dozen finalists were delivered to a seven-member screening committee of local media.

The bottlenose dolphin, an intelligent creature with an irresistible built-in grin, has inspired wonder for centuries. Plutarch observed 1,900 years ago that the dolphin "is the only creature who loves man for his own sake." Every trainer will have a tale of the dolphin's cleverness and ingenuity, and scientists are fascinated by a dolphin's natural equipment which far surpasses the range of Navy sonar equipment.

"The dolphin is one of the fastest and smartest creatures of the sea,"

TRADES

1966

- 1/15 LB Ron Caveness to Houston for rights to QB Billy Anderson (1965 redshirt draftee of Houston)
- 7/3 13th round pick in 1967 to Buffalo for QB George Wilson, Jr.
- 8/30 RB Jack Spikes to Buffalo for 5th round pick in 1967
- 11/10 3rd and 5th round picks in 1967 to Denver for RB Cookie Gilchrist
- DT Jerry Oliver to Denver for 12th round pick in 1967
- 8th round pick in 1967 to Oakland for TE Bill Cronin

1967

- 4/4 T Nick DeFelice to N.Y. Jets for C Mike Hudock
- 5/4 TE Bill Cronin to Denver for DT Ray Jacobs
- 6/27 DE Earl Faison, RB Cookie Gilchrist, G Earnie Park and QB George Wilson, Jr., to Denver for RB Abner Haynes, LB Jerry Hopkins, DE Danny La Rose and 6th round pick in 1968
- 7/25 4th round pick in 1968 to Denver for LB John Bramlett
- 9/5 TE Dave Kocourek to Oakland for 8th round pick in 1968
- 9/26 8th round pick in 1968 to N.Y. Jets for QB Archie Roberts
- 12/3 QB Jon Brittenum to San Diego for 3rd round pick in 1968
- 12/27 QB John Stofa to Cincinnati for 1st and 2nd round picks in 1968
- QB Billy Anderson to Houston for 9th round pick in 1968

1968

- 8/19 LB Tom Erlandson to San Diego for 7th round pick in 1969
- 8/21 WR John Roderick to Oakland for 5th round pick in 1969

1969

- 3/24 LB John Bramlett, QB Kim Hammond and 5th round pick in 1970 to Boston for LB Nick Buoniconti
- 7/2 CB Mack Lamb to San Diego for G Larry Little

1970

- 1/27 1st round pick in 1970 to Cleveland for WR Paul Warfield
- 4/13 1st round pick in 1971 to Baltimore as compensation for Head Coach Don Shula.
- 5/1 CB Dick Westmoreland to Minnesota for G Bookie Bolin
- 5/1 S Tom Beier to San Francisco for T/C Lance Olssen
- 5/18 WR Jack Clancy to Green Bay as compensation for TE Marv Fleming
- 8/31 8th round pick in 1971 to Pittsburgh for C Bob DeMarco
- 9/15 5th round pick in 1971 to Pittsburgh for WR Willie Richardson

1971

- 9/1 2nd round pick in 1972 to Cleveland for LB Bob Matheson
- 9/8 C Carl Mauck to San Diego for DT Tony Liscio and 4th round pick in 1972
- 11/23 QB John Stofa to Denver for 7th round pick in 1972
- 10th round pick in 1972 to Houston for DE Russell Price

1972

- 6/7 LB Dale Farley to Buffalo for DT Jim Dunaway
- 6/7 1st round pick in 1973 to Buffalo for WR Marlin Briscoe
- 8/22 DT Frank Cornish to Buffalo for G/C Howard Kindig and 5th round pick in 1973
- 8/28 T Wayne Mass to New England for 7th round pick in 1973
- 9/26 C Bob DeMarco to Cleveland for 7th round pick in 1973
- G/C Bill Griffin to New England for 7th round pick in 1973

1973

- 8/10 CB Dave McCurry to Chicago for 9th round pick in 1974
- 8/22 QB Jim Del Gaizo to Green Bay for 2nd round picks in 1974 and 1975

8/27 DT Mike Kadish to Buffalo for C/G Irv Goode
 8/29 K Jeff White to New Orleans for 7th round pick in 1974
 5/10 WR Otto Stowe to Dallas for WR Ron Sellers and 2nd round pick in 1974
 10/2 RB Hubert Ginn to Baltimore for FB Don Nottingham and 6th round pick in 1974

1974

1/25 QB Joe Theismann to Washington for 1st round pick in 1976
 8/7 DT Larry Woods to N.Y. Jets for 6th round pick in 1975
 8/9 WR Charley Wade to Chicago for 10th round pick in 1975
 8/17 RB Ed Jenkins to N.Y. Giants for 14th round pick in 1975
 8/21 G/C Howard Kindig to Washington for 10th round pick in 1975
 8/28 6th round pick in 1975 to N.Y. Jets for T John Mooring
 9/10 WR Bo Rather to Chicago for 3rd round pick in 1977

1975

1/28 CB Henry Stuckey to N.Y. Giants for 5th round pick in 1975
 1/30 Rights to DE Karl Lorch to Washington for 10th round pick in 1976
 5/6 WR Marlin Briscoe and RB Hubert Ginn to St. Louis for RB Donny Anderson and compensation for TE Jim McFarland
 7/9 4th round pick in 1976 to Philadelphia for FB Norm Bulaich
 7/23 LB Bruce Bannon to San Diego for DE Pete Lazetich
 9/7 LB Larry Ball and 5th round pick in 1976 to Detroit for 4th round pick in 1976
 9/9 WR Mel Baker to New Orleans for 7th round pick in 1976

1976

4/6 LB Rodrigo Barnes to St. Louis for 12th round pick in 1976
 4/6 3rd round picks in 1978 and 1979 from N.Y. Giants as compensation for signing FB Larry Csonka.
 4/8 4th and 7th round picks in 1978 from Cleveland as compensation for signing WR Paul Warfield.
 4/10 12th round pick in 1978 and 9th round pick in 1979 from Denver as compensation for signing RB Jim Kiick.
 8/24 RB Mercury Morris to San Diego for 4th round pick in 1977
 8/24 S Jake Scott and 4th round pick in 1977 to Washington for S Bryant Salter
 9/2 6th round pick in 1977 to N.Y. Giants for LB Andy Selfridge
 9/21 3rd and 4th (obtained in Morris trade, 1976) round picks in 1977 to Houston for CB Ken Ellis

1977

1/21 Rights to LB Ray Nettles to Tampa Bay for 5th and 6th round picks in 1977
 2/7 6th round pick in 1977 to Tampa Bay for WR Barry Smith and T Randy Young
 7/20 11th round pick in 1978 to Seattle for DT Carl Barisich
 8/8 T Darryl Carlton to Tampa Bay for T Mike Current and 5th round pick in 1978
 8/30 5th (obtained in Carlton trade, 1977) round pick in 1978 to Tampa Bay for T Steve Young
 9/5 CB Jeris White to Tampa Bay for 5th round pick in 1978

1978

4/17 S Vern Roberson, WR Freddie Solomon and 1st and 5th round picks in 1978 to San Francisco for RB Delvin Williams
 5/11 TE Jim Mandich to Washington for 8th round picks in 1979 and 1980
 7/5 8th round pick in 1979 to Tampa Bay for DE Council Rudolph
 8/28 T Karl Baldischwiler to Detroit for 10th round pick in 1979
 10/10 RB Benny Malone and 5th round pick in 1980 to Washington for FB Jim Braxton and 3rd round pick in 1979

1979

3/22 3rd (obtained in Malone trade, 1978) round pick in 1979 to Oakland for S Neal Colzie
 4/18 3rd round pick in 1979 to Atlanta for LB Ralph Ortega
 8/21 CB Charles Cornelius to San Francisco for 11th round pick in 1980
 8/27 FB Leroy Harris to Philadelphia for 5th round pick in 1981

1980

8/25 RB Gary Davis and CB Norris Thomas to Tampa Bay for FB Jimmy DuBose and 2nd round pick in 1981
 8/28 QB Guy Benjamin to New Orleans for 4th round pick in 1981
 9/24 C Jim Langer to Minnesota for 6th round pick in 1981 and 5th round pick in 1982

1981

4/28 3rd round pick in 1981 and 2nd (obtained in Davis/Thomas trade, 1980) round pick in 1982 to Los Angeles for LB Bob Brudzinski; teams also exchanged 2nd round picks in 1981 (Dolphins moving down from 43rd to 56th overall)
 7/13 LB Steve Towle to Detroit for 9th round pick in 1982
 7/22 4th round pick in 1983 to Los Angeles for RB Eddie Hill
 8/18 FB Steve Howell to Philadelphia for 10th round pick in 1982
 8/31 P George Roberts to San Diego for 6th round pick in 1982

1983

4/26 3rd (81st overall) and 5th round picks in 1983 to Houston for 3rd (76th overall) round pick in 1983 in draft trade-up
 8/15 5th round pick in 1985 to Denver for LB Larry Evans
 8/29 P Tom Orosz to San Francisco for 12th round pick in 1984

1984

2/21 QB David Woodley to Pittsburgh for 3rd round pick in 1984
 3/6 C Mark Dennard to Philadelphia for 3rd round pick in 1985
 3/27 WR Duriel Harris to Cleveland for 4th round pick in 1985
 5/1 1st (26th overall) round pick and two 3rd round picks (one obtained in Woodley trade, 1984) in 1984 to Buffalo for 1st (14th overall) round pick in 1984 in draft trade-up
 8/27 CB Gerald Small to Atlanta for T Ronnie Lee and 6th round pick in 1985
 9/22 2nd round pick in 1985 to San Diego for FB Pete Johnson

1985

5/7 Conditional undisclosed pick in 1986 to Cincinnati for QB Bryan Clark
 8/15 Rights to WR Anthony Carter (12th round, 1983) to Minnesota for LB Robin Sendlein and 2nd round pick in 1986
 10/9 1st and 2nd (obtained in Carter trade, 1985) round picks in 1986 to Tampa Bay for LB Hugh Green

1987

4/28 1st (14th overall) round pick in 1987 to Minnesota for 1st (16th overall) and 5th round picks in 1987 in draft trade-down
 4/28 3rd and 5th (obtained in 1987 draft trade-down) round picks in 1987 to St. Louis for 2nd round pick in 1987 in draft trade-up
 4/28 5th (128th overall) round pick in 1987 to Kansas City for 5th (132nd overall) and 8th round picks in 1987 in draft trade-down
 8/20 G/C Larry Lee to Denver for 8th round pick in 1988
 10/20 T Greg Koch to Minnesota for 6th round pick in 1988 and 10th round pick in 1989

1989

4/23 2nd (36th overall) and 3rd (65th overall) round picks in 1989 to Chicago for 1st round pick (25th overall) in 1989 in draft trade-up
 8/6 5th (120th overall) round pick in 1990 to Dallas for quarterback Scott Secules

1990

4/22 10th (262nd overall) round pick in 1990 and 4th round pick in 1991 to Washington for 5th round pick in 1990 in draft trade-up.
 4/23 7th (178th overall) round pick in 1990 to Cleveland for 5th round pick in 1991.
 4/23 11th (289th overall) round pick in 1990 and 2nd round pick in 1991 to San Francisco for CB Tim McKyer.



1990 NFL SCHEDULE

National Football League
410 Park Avenue, New York, NY 10022
Phone: 212-758-1500

AMERICAN CONFERENCE

EASTERN
Buffalo
Indianapolis
Miami
New England
N.Y. Jets

CENTRAL
Cincinnati
Cleveland
Houston
Pittsburgh

WESTERN
Denver
Kansas City
L.A. Raiders
San Diego
Seattle

NATIONAL CONFERENCE

EASTERN
Dallas
N.Y. Giants
Philadelphia
Phoenix
Washington

CENTRAL
Chicago
Detroit
Green Bay
Minnesota
Tampa Bay

WESTERN
Atlanta
L.A. Rams
New Orleans
San Francisco

1990 NFL SCHEDULE (All times local)

SUNDAY, SEPTEMBER 9

Denver at Los Angeles Raiders 1:00
Houston at Atlanta 4:00
Indianapolis at Buffalo 4:00
New York Jets at Cincinnati 4:00
Miami at New England 4:00
Minnesota at Kansas City 12:00
Phoenix at Washington 1:00
Pittsburgh at Cleveland 4:00
Los Angeles Rams at Green Bay 12:00
San Diego at Dallas 3:00
Seattle at Chicago 12:00
Tampa Bay at Detroit 1:00
Philadelphia at New York Giants 8:00

MONDAY, SEPTEMBER 10

San Francisco at New Orleans 8:00

SUNDAY, SEPTEMBER 16

Atlanta at Detroit 1:00
Buffalo at Miami 1:00
Chicago at Green Bay 12:00
Cincinnati at San Diego 1:00
Cleveland at New York Jets 1:00
New England at Indianapolis 12:00
New Orleans at Minnesota 3:00
New York Giants at Dallas 3:00
Los Angeles Raiders at Seattle 1:00
Los Angeles Rams at Tampa Bay 1:00
Phoenix at Philadelphia 1:00
Washington at San Francisco 1:00
Houston at Pittsburgh 8:00

MONDAY, SEPTEMBER 17

Kansas City at Denver 7:00

SUNDAY, SEPTEMBER 23

Atlanta at San Francisco 1:00
Dallas at Washington 1:00
Indianapolis at Houston 12:00
Kansas City at Green Bay 12:00
Miami at New York Giants 1:00
Minnesota at Chicago 12:00
New England at Cincinnati 1:00
Philadelphia at Los Angeles Rams 1:00
Phoenix at New Orleans 12:00
Pittsburgh at Los Angeles Raiders 1:00
San Diego at Cleveland 1:00
Seattle at Denver 2:00
Detroit at Tampa Bay 8:00

MONDAY, SEPTEMBER 24

Buffalo at New York Jets 9:00

SUNDAY, SEPTEMBER 30

(Open Date: 4 NFC West Teams)
Chicago at Los Angeles Raiders 1:00
Cleveland at Kansas City 3:00

Dallas at New York Giants 1:00
Denver at Buffalo 1:00
Green Bay at Detroit 1:00
Houston at San Diego 1:00
Indianapolis at Philadelphia 1:00
Miami at Pittsburgh 1:00
New York Jets at New England 4:00
Tampa Bay at Minnesota 12:00
Washington at Phoenix 5:00

MONDAY, OCTOBER 1

Cincinnati at Seattle 6:00

SUNDAY, OCTOBER 7

(Open Date: 4 NFC East Teams)

Cincinnati at Los Angeles Rams 1:00
Detroit at Minnesota 12:00
Green Bay at Chicago 3:00
Kansas City at Indianapolis 12:00
New Orleans at Atlanta 1:00
New York Jets at Miami 1:00
San Diego at Pittsburgh 1:00
San Francisco at Houston 12:00
Seattle at New England 1:00
Tampa Bay at Dallas 12:00
Los Angeles Raiders at Buffalo 7:30

MONDAY, OCTOBER 8

Cleveland at Denver 7:00

SUNDAY, OCTOBER 14

(Open Date: 4 AFC East Teams)

Cleveland at New Orleans 12:00
Dallas at Phoenix 1:00
Detroit at Kansas City 12:00
Green Bay at Tampa Bay 1:00
Houston at Cincinnati 1:00
New York Giants at Washington 4:00
Pittsburgh at Denver 2:00
San Diego at New York Jets 1:00
San Francisco at Atlanta 1:00
Seattle at Los Angeles Raiders 1:00
Los Angeles Rams at Chicago 6:30

MONDAY, OCTOBER 15

Minnesota at Philadelphia 9:00

THURSDAY, OCTOBER 18

(Open Date: 4 NFC Central Teams)

New England at Miami 8:00

SUNDAY, OCTOBER 21

Atlanta at Los Angeles Rams 1:00
Dallas at Tampa Bay 1:00
Denver at Indianapolis 12:00
Kansas City at Seattle 1:00
New Orleans at Houston 12:00
New York Jets at Buffalo 1:00
Philadelphia at Washington 1:00

Phoenix at New York Giants 4:00
Pittsburgh at San Francisco 1:00
Los Angeles Raiders at San Diego 1:00

MONDAY, OCTOBER 22

Cincinnati at Cleveland 9:00

SUNDAY, OCTOBER 28

(Open Date: 4 AFC West Teams)

Buffalo at New England 1:00
Chicago at Phoenix 2:00
Cleveland at San Francisco 1:00
Detroit at New Orleans 12:00
Miami at Indianapolis 1:00
Minnesota vs. Green Bay at Milwaukee 12:00
New York Jets at Houston 12:00
Philadelphia at Dallas 12:00
Tampa Bay at San Diego 1:00
Washington at New York Giants 4:00
Cincinnati at Atlanta 8:00

MONDAY, OCTOBER 29

Los Angeles Rams at Pittsburgh 9:00

SUNDAY, NOVEMBER 4

Atlanta at Pittsburgh 1:00
Buffalo at Cleveland 1:00
Chicago at Tampa Bay 4:00
Dallas at New York Jets 1:00
Houston at Los Angeles Rams 1:00
New England at Philadelphia 1:00
New Orleans at Cincinnati 1:00
Phoenix at Miami 1:00
Los Angeles Raiders at Kansas City 12:00
San Diego at Seattle 1:00
San Francisco at Green Bay 12:00
Washington at Detroit 1:00
Denver at Minnesota 7:00

MONDAY, NOVEMBER 5

New York Giants at Indianapolis 9:00

SUNDAY, NOVEMBER 11

(Open Date: 4 AFC Central Teams)

Atlanta at Chicago 12:00
Denver at San Diego 1:00
Green Bay at Los Angeles Raiders 1:00
Indianapolis at New York Jets 1:00
Miami at New York Jets 1:00
Minnesota at Detroit 1:00
New York Giants at Los Angeles Rams 1:00
Phoenix at Buffalo 1:00
Seattle at Kansas City 12:00
Tampa Bay at New Orleans 12:00
San Francisco at Dallas 7:00

MONDAY, NOVEMBER 12

Washington at Philadelphia 9:00

SUNDAY, NOVEMBER 18

Chicago at Denver 2:00
Dallas at Los Angeles Rams 1:00
Detroit at New York Giants 1:00
Green Bay at Phoenix 2:00
Houston at Cleveland 1:00
Minnesota at Seattle 1:00
New England at Buffalo 1:00
New Orleans at Washington 1:00
New York Jets at Indianapolis 1:00
Philadelphia at Atlanta 1:00
San Diego at Kansas City 12:00
Tampa Bay at San Francisco 1:00
Pittsburgh at Cincinnati 8:00

MONDAY, NOVEMBER 19

Los Angeles Raiders at Miami 9:00

THURSDAY, NOVEMBER 22

(THANKSGIVING DAY)

Denver at Detroit 12:30
Washington at Dallas 3:00

SUNDAY, NOVEMBER 25

Atlanta at New Orleans 12:00
Chicago at Minnesota 12:00
Indianapolis at Cincinnati 1:00
Kansas City at Los Angeles Raiders 1:00
Los Angeles Rams at San Francisco 1:00
Miami at Cleveland 1:00
New England at Phoenix 2:00
New York Giants at Philadelphia 1:00
Pittsburgh at New York Jets 4:00
Tampa Bay vs. Green Bay at Milwaukee 12:00
Seattle at San Diego 5:00

MONDAY, NOVEMBER 26

Buffalo at Houston 8:00

SUNDAY, DECEMBER 2

Atlanta at Tampa Bay 1:00
Cincinnati at Pittsburgh 1:00
Detroit at Chicago 12:00
Houston at Seattle 1:00
Indianapolis at Phoenix 2:00
Kansas City at New England 1:00
Los Angeles Raiders at Denver 2:00
Los Angeles Rams at Cleveland 1:00
Miami at Washington 1:00
New Orleans at Dallas 3:00
New York Jets at San Diego 1:00
Philadelphia at Buffalo 1:00
Green Bay at Minnesota 7:00

MONDAY, DECEMBER 3

New York Giants at San Francisco 6:00

SUNDAY, DECEMBER 9

(Open Date: 4 1989 Fifth-Place teams)
Buffalo at Indianapolis 1:00
Chicago at Washington 4:00
Cleveland at Houston 12:00
Denver at Kansas City 3:00
Minnesota at New York Giants 1:00
New Orleans at Los Angeles Rams 1:00
New England at Pittsburgh 1:00
Phoenix at Atlanta 1:00
San Francisco at Cincinnati 1:00
Seattle vs. Green Bay at Milwaukee 12:00
Philadelphia at Miami 8:00

MONDAY, DECEMBER 10

Los Angeles Raiders at Detroit 9:00

SATURDAY, DECEMBER 15

Buffalo at New York Giants 12:30
Washington at New England 4:00

SUNDAY, DECEMBER 16

Atlanta at Cleveland 1:00
Cincinnati at Los Angeles Raiders 1:00
Green Bay at Philadelphia 4:00
Houston at Kansas City 12:00
Indianapolis at New York Jets 1:00
Minnesota at Tampa Bay 1:00
Phoenix at Dallas 12:00
Pittsburgh at New Orleans 12:00
San Diego at Denver 2:00
Seattle at Miami 1:00
Chicago at Detroit 8:00

MONDAY, DECEMBER 17

San Francisco at Los Angeles Rams 6:00

SATURDAY, DECEMBER 22

Detroit at Green Bay 11:30
Los Angeles Raiders at Minnesota 3:00
Washington at Indianapolis 8:00

SUNDAY, DECEMBER 23

Cincinnati at Houston 12:00
Cleveland at Pittsburgh 1:00
Dallas at Philadelphia 1:00
Kansas City at San Diego 1:00
Miami at Buffalo 1:00
New England at New York Jets 1:00
New Orleans at San Francisco 1:00
New York Giants at Phoenix 2:00
Los Angeles Rams at Atlanta 1:00
Tampa Bay at Chicago 12:00
Denver at Seattle 5:00

SATURDAY, DECEMBER 29

Kansas City at Chicago 11:30
Philadelphia at Phoenix 2:00

SUNDAY, DECEMBER 30

Buffalo at Washington 1:00
Cleveland at Cincinnati 1:00
Dallas at Atlanta 1:00
Detroit at Seattle 1:00
Green Bay at Denver 2:00
Indianapolis at Miami 1:00
New York Giants at New England 1:00
New York Jets at Tampa Bay 4:00
San Diego at Los Angeles Raiders 1:00
San Francisco at Minnesota 12:00
Pittsburgh at Houston 7:00

MONDAY, DECEMBER 31

Los Angeles Rams at New Orleans 7:00

1990 OPPONENTS

BUFFALO BILLS

Sun., Sept. 16 at Miami - 4 p.m. EDT/NBC-TV
 Sun., Dec. 23 at Orchard Park, NY - 1 p.m. EST/NBC-TV

Address: One Bills Drive
 Orchard Park, NY 14127
Phone: (716)648-1800
President: Ralph C. Wilson
VP/General Manager: Bill Polian
Head Coach: Marv Levy (61-66)
PR: Denny Lynch/Scott Berchtold
Stadium: Rich Stadium (80,290)
Division: AFC East
1989 Record: 9-7



1990 Schedule

(all times local)

Sept. 9	INDIANAPOLIS	4:00	Nov. 11	PHOENIX	1:00
Sept. 16	at Miami	1:00	Nov. 18	NEW ENGLAND	1:00
Sept. 24	at New York Jets	9:00	Nov. 26	at Houston	9:00
Sept. 30	DENVER	1:00	Dec. 2	PHILADELPHIA	1:00
Oct. 7	L.A. RAIDERS	7:30	Dec. 9	at Indianapolis	1:00
Oct. 14	BYE		Dec. 15	at New York Giants	12:30
Oct. 21	NEWYORK JETS	1:00	Dec. 23	MIAMI	1:00
Oct. 28	at New England	1:00	Dec. 30	at Washington	1:00
Nov. 4	at Cleveland	1:00			

- Miami set an NFL record with 20 consecutive wins over Buffalo from 1970-79.
- The Dolphins have won 10 of the last 17 and 31 of the last 40, however, Buffalo has won the last six outings, sweeping the Dolphins in 1987, '88 and '89.
- Miami scored its first touchdown in Rich Stadium in two years on Oct. 29, 1989. The last TD by a Dolphin in Rich Stadium was Nov. 11, 1986, which helped lead the Dolphins to a 27-14 win over the Bills.
- Buffalo has a 3-0 record at JRS.

CHICAGO BEARS

Sat., Aug. 11 at Chicago (preseason) - 6 p.m. CDT/WCIX-TV

Address: Halas Hall
 250 North Washington Road
 Lake Forest, IL 60045
Phone: (708)295-6600
President/CEO: Michael McCaskey
VP, Player Personnel: Bill Tobin
Head Coach: Mike Ditka (79-41)
PR: Bryan Harlan/John Bostrom
Stadium: Soldier Field (66,949)
Division: NFC Central
1989 Record: 6-10



1990 Preseason Schedule

(all times local)

Aug. 4	CLEVELAND (Hall of Fame game)	12:00	Aug. 18	at Phoenix	9:30
Aug. 11	MIAMI	6:00	Aug. 24	L.A. RAIDERS	7:00
			Aug. 30	Buffalo (at Columbia, SC)	7:00

- Miami and Chicago will battle for the fourth consecutive year and eighth time overall in the preseason.
- Chicago has won the last three preseason meetings between the two teams. Miami's last preseason win came on Sept. 7, 1974 (30-7).

CLEVELAND BROWNS

Sun., Nov. 25 at Cleveland - 1 p.m. EST/NBC-TV

Address: Tower B
 Cleveland Stadium
 Cleveland, OH 44114
Phone: (216)696-5555
Owner/President: Arthur B. Modell
Exec. VP, Football Operations: Ernie Accorsi
Camp Address: Baldwin Wallace College
 Berea, OH 44017
Head Coach: Bud Carson (9-6-1)
PR: Kevin Byrne/Bob Eller/Francine Lubera
Stadium: Cleveland Stadium (80,098)
Division: AFC Central
1989 Record: 9-6-1



1990 Schedule

(all times local)

Sept. 9	PITTSBURGH	4:00	Nov. 11	BYE	
Sept. 16	at New York Jets	1:00	Nov. 18	HOUSTON	1:00
Sept. 23	SAN DIEGO	1:00	Nov. 25	MIAMI	1:00
Sept. 30	at Kansas City	3:00	Dec. 2	LOS ANGELES RAMS	1:00
Oct. 8	at Denver	7:00	Dec. 9	at Houston	12:00
Oct. 14	at New Orleans	12:00	Dec. 16	ATLANTA	1:00
Oct. 22	CINCINNATI	9:00	Dec. 23	at Pittsburgh	1:00
Oct. 28	at San Francisco	1:00	Dec. 30	at Cincinnati	1:00
Nov. 4	BUFFALO	1:00			

- Dolphin coach Don Shula was the lone rookie on coach Paul Brown's defending NFL champion Browns in 1951.
- The Browns are one of three division champions the Dolphins will face on their schedule this season.
- The Dolphins defeated the Browns in JRS last season, 13-10, in their only overtime contest of the 1989 season.

DENVER BRONCOS

Sat., Aug. 25 at Miami (preseason) - 8 p.m. EDT/TNT

Address: 5700 Logan Street
 Denver, CO 80216
Phone: (303)296-1982
President/CEO: Pat Bowlen
General Manager: John Beake
Head Coach: Dan Reeves (85-50-1)
PR: Jim Saccomano/Barry Hawkins
Stadium: Denver Mile High Stadium (76,273)
Division: AFC West
1989 Record: 11-5



1990 Preseason Schedule

(all times local)

Aug. 5	Seattle (American Bowl in Japan)	10:00	Aug. 20	SAN FRANCISCO	6:00
Aug. 11	at Indianapolis	6:30	Aug. 25	at Miami	8:00
			Aug. 31	PHOENIX	7:00

- The last three preseason meetings between the Dolphins and Broncos have been decided by three points — Miami won 16-13 in overtime in 1989, while Denver earned 31-28 and 17-14 wins in 1987 and 1982, respectively.

INDIANAPOLIS COLTS

Sun., Oct. 28 at Indianapolis - 1 p.m. EST/NBC-TV
 Sun., Dec. 30 at Miami - 1 p.m. EST/NBC-TV

Address: 7001 West 56th Street
 Indianapolis, IN 46254
Phone: (317)297-2658
President-Treasurer: Robert Irsay
Head Coach: Ron Meyer (47-36)
PR: Craig Kelley/Rod St. Clair
Stadium: Hoosier Dome (60,127)
Division: AFC East
1989 Record: 8-8



1990 Schedule

(all times local)

Sept. 9	at Buffalo	4:00	Nov. 11	at New England	1:00
Sept. 16	NEW ENGLAND	12:00	Nov. 18	NEW YORK JETS	4:00
Sept. 23	at Houston	12:00	Nov. 25	at Cincinnati	1:00
Sept. 30	at Philadelphia	1:00	Dec. 2	at Phoenix	2:00
Oct. 7	KANSAS CITY	12:00	Dec. 9	BUFFALO	1:00
Oct. 14	BYE		Dec. 16	at New York Jets	1:00
Oct. 21	DENVER	12:00	Dec. 22	WASHINGTON	8:00
Oct. 28	MIAMI	1:00	Dec. 30	at Miami	1:00
Nov. 5	NEW YORK GIANTS	9:00			

- The Dolphins have won 20 of their last 25 meetings with the Colts.
- Miami gained 159 yards on the ground as a team against the Colts last season on Nov. 5, 1989, and passed for 149 yards, marking the first time that Miami totaled more yards on the ground than in the air in a non-replacement game since Dec. 22, 1985, vs. Buffalo.
- In that same game, RB Sammie Smith rushed for 123 yards, the first 100-yard game for a Dolphin since Troy Stradford did it on Dec. 7, 1987.

LOS ANGELES RAIDERS

Mon., Nov. 19 at Miami - 9 p.m. EST/ABC-TV

Address: 332 Center Street
 El Segundo, CA 90245
Phone: (213)322-3451

President of the General Partner: Al Davis

Executive Assistant: Al LoCasale

Head Coach: Art Shell (7-5)

PR: Dave Houghton

Stadium: Los Angeles Memorial Coliseum (92,488)

Division: AFC West

1989 Record: 8-8



1990 Schedule

(all times local)

Sept. 9	DENVER	1:00	Nov. 11	GREEN BAY	1:00
Sept. 16	at Seattle	1:00	Nov. 19	at Miami	6:00
Sept. 23	PITTSBURGH	1:00	Nov. 25	KANSAS CITY	1:00
Sept. 30	CHICAGO	1:00	Dec. 2	at Denver	1:00
Oct. 7	at Buffalo	4:30	Dec. 10	at Detroit	6:00
Oct. 14	SEATTLE	1:00	Dec. 16	CINCINNATI	1:00
Oct. 21	at San Diego	1:00	Dec. 22	at Minnesota	1:00
Oct. 28	BYE		Dec. 30	SAN DIEGO	1:00
Nov. 4	at Kansas City	10:00			

- The Dolphins own their worst winning percentage vs. NFL clubs (.225) — 4-15-1 — against the Raiders.
- Miami won the last meeting between the two teams (24-14 in 1988 in Los Angeles) which broke a seven game losing streak.
- Miami's last home win against the Raiders was on Dec. 10, 1978 (26-3 win).

372

MINNESOTA VIKINGS

Fri., Aug. 31 at Miami (preseason) - 8 p.m. EDT/WCIX-TV

Address: 9520 Viking Drive

Eden Prairie, MN 55344

Phone: (612)828-6500

Exec. V.P./General Manager: Mike Lynn

Head Coach: Jerry Burns (38-25)

PR: Merrill Swanson/Kernal Buhler/Dan Endy

Stadium: Hubert H. Humphrey Metrodome (63,000)

Division: NFC Central

1989 Record: 10-6



1990 Preseason Schedule

(all times local)

Aug. 11	NEW ORLEANS	7:00	Aug. 26	HOUSTON	12:00
Aug. 19	at Cleveland	7:00	Aug. 31	at Miami	7:00

- Miami has faced the Vikings more times in the preseason (16) than any other opponent.
- Minnesota has won the last three preseason encounters between the two teams.

NEW ENGLAND PATRIOTS

Sun., Sept. 9 at Foxboro, MA - 4 p.m. EDT/NBC-TV

Thurs., Oct. 18 at Miami - 8 p.m. EDT/TNT

Address: Foxboro Stadium

Route 1

Foxboro, MA 02035

Phone: (508)543-7911

Chairman: Victor K. Kiam II

General Manager: Patrick J. Sullivan

Head Coach: Rod Rust (0-0)

PR: Jimmy Oldham/Mike Hanson

Stadium: Foxboro Stadium (60,794)

Division: AFC East

1989 Record: 5-11



1990 Schedule

(all times local)

Sept. 9	MIAMI	4:00	Nov. 11	INDIANAPOLIS	1:00
Sept. 16	at Indianapolis	12:00	Nov. 18	at Buffalo	1:00
Sept. 23	at Cincinnati	1:00	Nov. 25	at Phoenix	2:00
Sept. 30	NEW YORK JETS	4:00	Dec. 2	KANSAS CITY	1:00
Oct. 7	SEATTLE	1:00	Dec. 9	at Pittsburgh	1:00
Oct. 14	BYE		Dec. 15	WASHINGTON	4:00
Oct. 18	at Miami	8:00	Dec. 23	at New York Jets	1:00
Oct. 28	BUFFALO	1:00	Dec. 30	NEW YORK GIANTS	1:00
Nov. 4	at Philadelphia	1:00			

- The Dolphins swept the season series in 1989 with the Patriots for the first time since 1984.
- The Dolphins defeated the Patriots in Miami on Dec. 10, 1989, for the first time since Dec. 16, 1985.
- Dolphin Jeff Cross had three sacks vs. New England on Sept. 17, 1989 — the most by a Dolphin since Doug Betters recorded three on Sept. 23, 1984 vs. the Colts.

NEW YORK GIANTS

Sun., Sept. 23 at East Rutherford, NJ - 1 p.m. EDT/NBC-TV

Address: Giants Stadium

East Rutherford, NJ 07073

Phone: (201)935-8111

Owner/President: Wellington T. Mara

VP and General Manager: George Young

Head Coach: Bill Parcells (64-46-1)

PR: Ed Croke

Stadium: Giants Stadium (76,891)

Division: NFC East

1989 Record: 12-4



373

1990 Schedule

(all times local)

Sept. 9	PHILADELPHIA	8:00	Nov. 11	at Los Angeles Rams	1:00
Sept. 16	at Dallas	3:00	Nov. 18	DETROIT	1:00
Sept. 23	MIAMI	1:00	Nov. 26	at Philadelphia	1:00
Sept. 30	DALLAS	1:00	Dec. 3	at San Francisco	6:00
Oct. 7	BYE		Dec. 9	MINNESOTA	1:00
Oct. 14	at Washington	4:00	Dec. 15	BUFFALO	12:30
Oct. 21	PHOENIX	4:00	Dec. 23	at Phoenix	2:00
Oct. 28	WASHINGTON	4:00	Dec. 30	at New England	1:00
Nov. 5	at Indianapolis	9:00			

- One of three division champions the Dolphins will play in 1990.
- The Giants are one of three teams the Dolphins have never lost to in a regular season game.
- The only other time the Dolphins and the Giants have met was in 1972. The Dolphins defeated the Giants and the rest of their opponents to become the only undefeated team in NFL history.
- The Giants are the only NFL team that has never played a regular season game against the Dolphins in Miami.

NEW YORK JETS

Sun., Oct. 7 at Miami - 1 p.m. EDT/NBC-TV

Sun., Nov. 11 at East Rutherford, NJ - 1 p.m. EST/NBC-TV

Address: 598 Madison Avenue
New York, NY 10022

Phone: (212)421-6600

Chairman of the Board: Leon Hess

VP and General Manager: Dick Steinberg

Camp Address: 1000 Fulton Avenue
Hempstead, NY 11550

Head Coach: Bruce Coslet (0-0)

PR: Frank Ramos/Ron Cohen

Stadium: Giants Stadium (76,891)

Division: AFC East

1989 Record: 4-12



1990 Schedule

(all times local)

Sept. 9	at Cincinnati	4:00	Nov. 11	MIAMI	1:00
Sept. 16	CLEVELAND	1:00	Nov. 18	at Indianapolis	4:00
Sept. 24	BUFFALO	9:00	Nov. 25	PITTSBURGH	4:00
Sept. 30	at New England	4:00	Dec. 2	at San Diego	4:00
Oct. 7	at Miami	1:00	Dec. 9	BYE	
Oct. 14	SAN DIEGO	1:00	Dec. 16	INDIANAPOLIS	1:00
Oct. 21	at Buffalo	1:00	Dec. 23	NEW ENGLAND	1:00
Oct. 28	at Houston	1:00	Dec. 30	at Tampa Bay	4:00
Nov. 4	DALLAS	1:00			

- The Dolphins defeated the Jets in New York last season for the first time in the last five seasons.
- Miami has scored 30 or more points against the Jets in their last eight meetings between the two clubs. However, the Dolphins are 3-5 in those contests.
- The average score in the last eight contests between the Jets and the Dolphins is Miami 35.8, the Jets 33.0.

PHILADELPHIA EAGLES

Sat., Aug. 18 at Philadelphia (preseason) - 7:30 p.m. EDT/WCIX-TV

Sun., Dec. 9 at Miami - 8 p.m. EST/ESPN

Address: Veterans Stadium
Broad Street and Pattison Avenue
Philadelphia, PA 19148

Phone: (215)463-2500

Owner: Norman Braman

President/CEO: Harry T. Gamble

Head Coach: Buddy Ryan (33-29-1)

PR: Ron Howard/Rich Burg

Stadium: Veterans Stadium (65,356)

Division: NFC East

1989 Record: 11-5



374

1990 Preseason Schedule

(all times local)

Aug. 11	NEW YORK JETS	7:30	Aug. 27	at Indianapolis	7:00
Aug. 18	MIAMI	7:30	Sept. 1	at Pittsburgh	9:00

1990 Schedule

(all times local)

Sept. 9	at New York Giants	8:00	Nov. 12	WASHINGTON	9:00
Sept. 16	PHOENIX	1:00	Nov. 18	at Atlanta	1:00
Sept. 23	at Los Angeles Rams	4:00	Nov. 25	NEW YORK GIANTS	1:00
Sept. 30	INDIANAPOLIS	1:00	Dec. 2	at Buffalo	1:00
Oct. 7	BYE		Dec. 9	at Miami	8:00
Oct. 15	MINNESOTA	9:00	Dec. 16	GREEN BAY	4:00
Oct. 21	at Washington	1:00	Dec. 23	DALLAS	1:00
Oct. 28	at Dallas	1:00	Dec. 29	at Phoenix	4:00
Nov. 4	NEW ENGLAND	1:00			

- The Dolphins are 3-0 against the Eagles in Miami during the regular season.
- Miami has won their last three regular season contests against Philadelphia.
- This is Philadelphia's first regular-season trip into JRS.

PHOENIX CARDINALS

Sun., Nov. 4 at Miami - 1 p.m. EST/CBS-TV

Address: 51 West Third, 5th Floor
Phoenix, AZ 85281

Phone: (602)967-1010

President: William V. Bidwell

VP and General Manager: Larry Wilson

Head Coach: Joe Bugel (0-0)

PR: Paul Jensen/Greg Gladysiewski

Stadium: Sun Devil Stadium (72,000)

Division: NFC East

1989 Record: 5-11



1990 Schedule

(all times local)

Sept. 9	at Washington	1:00	Nov. 11	at Buffalo	1:00
Sept. 16	at Philadelphia	1:00	Nov. 18	GREEN BAY	2:00
Sept. 23	at New Orleans	12:00	Nov. 25	NEW ENGLAND	2:00
Sept. 30	WASHINGTON	5:00	Dec. 2	INDIANAPOLIS	2:00
Oct. 7	BYE		Dec. 9	at Atlanta	1:00
Oct. 14	DALLAS	1:00	Dec. 16	at Dallas	12:00
Oct. 21	at New York Giants	4:00	Dec. 23	NEW YORK GIANTS	2:00
Oct. 28	CHICAGO	2:00	Dec. 29	PHILADELPHIA	2:00
Nov. 4	at Miami	1:00			

- The Dolphins are 5-0 against the Cardinals, one of three teams the Dolphins have never lost to in a regular season contest.
- The Nov. 4 game marks the Cardinals' first appearance in JRS and first in Miami since Oct. 1, 1978 (24-10 Dolphin win).

PITTSBURGH STEELERS

Sun., Sept. 30 at Pittsburgh - 1 p.m. EDT/NBC-TV

Address: Three Rivers Stadium

300 Stadium Circle
Pittsburgh, PA 15212

Phone: (412)323-1200

President: Daniel M. Rooney

Head Coach: Chuck Noll (177-132-1)

PR: Dan Edwards/Pat Hanlon

Stadium: Three Rivers Stadium (59,000)

Division: AFC Central

1989 Record: 9-7



375

1990 Schedule (all times local)

Sept. 9	at Cleveland	4:00	Nov. 11	BYE	
Sept. 16	HOUSTON	8:00	Nov. 18	at Cincinnati	8:00
Sept. 23	at Los Angeles Raiders	1:00	Nov. 25	at New York Jets	1:00
Sept. 30	MIAMI	1:00	Dec. 2	CINCINNATI	1:00
Oct. 7	SAN DIEGO	1:00	Dec. 9	NEW ENGLAND	1:00
Oct. 14	at Denver	2:00	Dec. 16	at New Orleans	12:00
Oct. 21	at San Francisco	1:00	Dec. 23	CLEVELAND	1:00
Oct. 29	LOS ANGELES RAMS	9:00	Dec. 30	at Houston	7:00
Nov. 4	ATLANTA	1:00			

- The Dolphins have won five of the last seven contests between Miami and Pittsburgh.
- Pittsburgh coach Chuck Noll was a former assistant coach under Don Shula when both were with the Baltimore Colts (1966-68).
- Chuck Noll is the second winningest active coach in the NFL behind Dolphin coach Don Shula.

SEATTLE SEAHAWKS

Sun., Dec. 16 at Miami - 1 p.m. EST/NBC-TV

Address: 11220 N.E. 53rd Street
Kirkland, WA 98033

Phone: (206)827-9777

Owner: Ken Behring

President/General Manager: Tom Flores

Head Coach: Chuck Knox (155-98-1)

PR: Gary Wright/Dave Neubert

Stadium: Kingdome (64,981)

Division: AFC West

1989 Record: 7-9



1990 Schedule (all times local)

Sept. 9	at Chicago	12:00	Nov. 11	at Kansas City	12:00
Sept. 16	L.A. RAIDERS	1:00	Nov. 18	MINNESOTA	1:00
Sept. 23	at Denver	2:00	Nov. 25	at San Diego	5:00
Oct. 1	CINCINNATI	6:00	Dec. 2	HOUSTON	1:00
Oct. 7	at New England	1:00	Dec. 9	at Green Bay	12:00
Oct. 14	at Los Angeles Raiders	1:00	Dec. 16	at Miami	1:00
Oct. 21	KANSAS CITY	1:00	Dec. 23	DENVER	5:00
Oct. 28	BYE		Dec. 30	DETROIT	1:00
Nov. 4	SAN DIEGO	1:00			

- This is the Seahawks first trip into Joe Robbie Stadium and their first appearance in Miami for a regular season game since Sept. 9, 1979 (19-10 win).
- The Dolphins did face Seattle in the playoffs in Miami on Dec. 12, 1984 (31-10 win).

WASHINGTON REDSKINS

Sun., Dec. 2 at Washington - 1 p.m. EST/NBC-TV

Address: Redskin Park

P.O. Box 17247

Washington, D.C. 20041

Phone: (703)471-9100

Camp Address: 13832 Redskin Drive

Herndon, VA 22070

Chairman of the Board/CEO: Jack Kent Cooke

General Manager: Charley Casserly

Head Coach: Joe Gibbs (91-45)

PR: Charlie Dayton/Mike McCall

Stadium: Robert F. Kennedy Stadium (55,671)

Division: NFC East

1989 Record: 10-6



376

1990 Schedule (all times local)

Sept. 9	PHOENIX	1:00	Nov. 12	at Philadelphia	9:00
Sept. 16	at San Francisco	4:00	Nov. 18	NEW ORLEANS	1:00
Sept. 23	DALLAS	1:00	Nov. 22	at Dallas	4:00
Sept. 30	at Phoenix	8:00	Dec. 2	MIAMI	1:00
Oct. 7	BYE		Dec. 9	CHICAGO	1:00
Oct. 14	NEW YORK GIANTS	4:00	Dec. 15	at New England	4:00
Oct. 21	PHILADELPHIA	1:00	Dec. 22	at Indianapolis	8:00
Oct. 28	at New York Giants	4:00	Dec. 30	BUFFALO	1:00
Nov. 4	at Detroit	1:00			

- The Dolphins have won the last four regular season meetings with the Redskins.
- Miami has faced the Redskins in two Super Bowls, winning the first on Jan. 14, 1973 (14-7) following the '72 undefeated season and losing the second on Jan. 30, 1983 (17-27 loss).
- The Dolphins are 2-0 against the Redskins in Miami.



WARMEST GAMES

DATE	TEAM	W/L	SCORE	TEMPERATURE- CONDITIONS
10/9/88	at L.A. Raiders	W	24-14	96°, clear and dry
10/9/66	at Oakland	L	10-21	93°, sunny
8/19/83	*at Washington	W	38-7	93°, fair and muggy
9/17/72	at Kansas City	W	20-10	91°, sunny
9/24/89	N.Y. JETS	L	33-40	91°, partly sunny
9/28/80	NEW ORLEANS	W	21-16	90°, partly cloudy
9/4/83	at Buffalo	W	12-0	90°, sunny
9/14/86	INDIANAPOLIS	W	30-10	90°, sunny

*Preseason Game

COLDEST GAMES

DATE	TEAM	W/L	SCORE	TEMPERATURE- CONDITIONS
12/11/77	at New England	L	10-14	14°, clear
12/12/82	at New England	L	0-3	22°, snowy
12/8/85	at Green Bay	W	34-24	23°, cloudy
12/18/88	at Pittsburgh	L	24-40	23°, overcast, light snow
12/3/89	at Kansas City	L	21-26	23°, clear
12/20/79	**at Pittsburgh	L	14-34	24°, hazy and clearing
11/5/67	at Buffalo	L	13-35	28°, snow

**Playoff Game

NOTE: Coldest game in Miami was 12/24/89 vs. Kansas City (27-24 win by Chiefs) - 40° and clear.

377

1989 FINAL STANDINGS

AMERICAN FOOTBALL CONFERENCE

EASTERN DIVISION						
	W	L	T	Pct.	PF	PA
Buffalo	9	7	0	.563	409	317
Indianapolis	8	8	0	.500	298	301
Miami	8	8	0	.500	331	379
New England	5	11	0	.313	297	391
N.Y. Jets	4	12	0	.250	253	411

CENTRAL DIVISION						
	W	L	T	Pct.	PF	PA
Cleveland	9	6	1	.594	334	254
* Houston	9	7	0	.563	365	412
* Pittsburgh	9	7	0	.563	265	326
Cincinnati	8	8	0	.500	404	285

WESTERN DIVISION						
	W	L	T	Pct.	PF	PA
Denver	11	5	0	.688	362	226
Kansas City	8	7	1	.531	318	286
L.A. Raiders	8	8	0	.500	315	297
Seattle	7	9	0	.438	241	327
San Diego	6	10	0	.375	266	290

NATIONAL FOOTBALL CONFERENCE

EASTERN DIVISION						
	W	L	T	Pct.	PF	PA
N.Y. Giants	12	4	0	.750	348	252
* Philadelphia	11	5	0	.688	342	274
Washington	10	6	0	.625	386	308
Phoenix	5	11	0	.313	258	377
Dallas	1	15	0	.063	204	393

CENTRAL DIVISION						
	W	L	T	Pct.	PF	PA
Minnesota	10	6	0	.625	351	275
Green Bay	10	6	0	.625	362	356
Detroit	7	9	0	.438	312	364
Chicago	6	10	0	.375	358	377
Tampa Bay	5	11	0	.313	320	419

WESTERN DIVISION						
	W	L	T	Pct.	PF	PA
San Francisco	14	2	0	.875	442	253
* L.A. Rams	11	5	0	.688	426	344
New Orleans	9	7	0	.563	386	301
Atlanta	3	13	0	.188	279	437

* Wild Card Playoff Team

PLAYOFFS

AFC FIRST ROUND
 NFC FIRST ROUND
 AFC DIVISIONAL
 NFC DIVISIONAL
 AFC CHAMPIONSHIP
 NFC CHAMPIONSHIP
 SUPER BOWL XXIV
 PRO BOWL

Pittsburgh 26, HOUSTON 23 (OT)
 L.A. Rams 21, PHILADELPHIA 7
 CLEVELAND 34, Buffalo 30
 DENVER 24, Pittsburgh 23
 L.A. Rams 19, N.Y.GIANTS 13 (OT)
 SAN FRANCISCO 41, Minnesota 13
 DENVER 37, Cleveland 21
 SAN FRANCISCO 30, L.A. Rams 3
 San Francisco 55, Denver 10
 NFC 27, AFC 21

DOLPHINS ON THE ROAD

(Tentative)

CHICAGO (Preseason) - August 11 7 p.m. EDT

Depart: Fri., 8/10 at 4 p.m. EDT on Delta charter
 Arrive Chicago at 5:55 p.m. CDT
Return: Sat., 8/11 at 11 p.m. CDT on Delta charter
 Arrive Fort Lauderdale at 2:55 a.m. EDT
Airport: O'Hare International
Hotel: Chicago Westin (night of 8/10)
 (312) 649-6445

PHILADELPHIA (Preseason) - August 18 7:30 p.m. EDT

Depart: Fri., 8/17 at 4 p.m. EDT on Delta charter
 Arrive Philadelphia at 6:40 p.m. EDT
Return: Sun., 8/19 at 12:30 a.m. EDT on Delta charter
 Arrive Fort Lauderdale at 3:10 a.m. EDT
Airport: Philadelphia International
Hotel: Airport Marriott (night of 8/17)
 (215) 365-4150

NEW ENGLAND - September 9 4 p.m. EDT

Depart: Sat., 9/8 at 9:45 a.m. EDT on Delta charter
 Arrive Providence R.I. at 12:45 p.m. EDT
Return: Sun., 9/9 at 9 p.m. EDT on Delta charter
 Arrive Fort Lauderdale at 12 midnight EDT
 Providence (R.I.)
Airport: Sheraton Braintree (night of 9/8)
Hotel: (617) 848-0600

N.Y. GIANTS - September 23 1 p.m. EDT

Depart: Sat., 9/22 at 9:45 a.m. EDT on Delta charter
 Arrive Newark N.J. at 12:29 p.m. EDT
Return: Sun., 9/23 at 6 p.m. EDT on Delta charter
 Arrive Fort Lauderdale at 8:44 p.m. EDT
Airport: Newark International
Hotel: Sheraton Meadowlands (night of 9/22)
 (201) 896-0500

PITTSBURGH - September 30 1 p.m. EDT

Depart: Sat., 9/29 at 3 p.m. EDT on Delta charter
 Arrive Pittsburgh at 5:21 p.m. EDT
Return: Sun., 9/30 at 6 p.m. EDT on Delta charter
 Arrive Fort Lauderdale at 8:32 p.m. EDT
Airport: Pittsburgh International
Hotel: Westin William Penn (night of 9/29)
 (412) 553-5079

INDIANAPOLIS - October 28 1 p.m. EST

Depart: Sat., 10/27 at 3 p.m. EDT on Delta charter
 Arrive Indianapolis at 4:35 p.m. EST
Return: Sun., 10/28 at 6 p.m. EST on Delta charter
 Arrive Fort Lauderdale at 8:35 p.m. EST
Airport: Indianapolis International
Hotel: Radisson Plaza (night of 10/27)
 (317) 846-2700

N.Y. JETS - November 11 1 p.m. EST

Depart: Sat., 11/10 at 3 p.m. EST on Delta charter
 Arrive Newark N.J. at 6 p.m. EST
Return: Sun., 10/11 at 5:44 p.m. EST on Delta charter
 Arrive Fort Lauderdale at 8:44 p.m. EST

Airport: Newark International
Hotel: Sheraton Meadowlands (night of 11/10)
 (201) 896-0500

CLEVELAND – November 25
1 p.m. EST

Depart: Sat., 11/24 at 9:45 a.m. EST on Delta charter
 Arrive Cleveland at 12:20 p.m. EST

Return: Sun., 11/25 at 6 p.m. EST on Delta charter
 Arrive Fort Lauderdale at 8:35 p.m. EST

Airport: Cleveland International
Hotel: Stouffer Tower City (night of 11/24)
 (216) 696-5600

WASHINGTON – December 2
1 p.m. EST

Depart: Sat., 12/1 at 9:45 a.m. EST on Delta charter
 Arrive Washington at 12:10 p.m. EST

Return: Sun., 12/2 at 6 p.m. EST on Delta charter
 Arrive Fort Lauderdale at 8:25 p.m. EST

Airport: Dulles International
Hotel: Washington Westin (night of 12/1)
 (202) 429-2400

BUFFALO – December 23
1 p.m. EST

Depart: Sat., 12/22 at 9:45 p.m. EST on Delta charter
 Arrive Buffalo at 1:05 p.m. EST

Return: Sun., 12/23 at 6 p.m. EST on Delta charter
 Arrive Fort Lauderdale at 9:20 p.m. EST

Airport: Buffalo International
Hotel: Hyatt Regency (night of 12/22)
 (716) 856-1234

DOLPHINS ON THE AIR

WIOD

In 1990, the Miami Dolphins' radio network will consist of over 35 radio stations (over 80 markets) with Miami's WIOD (AM-610) again serving as the flagship station. WIOD has been the originator of Dolphin broadcasts since the team's 1966 inception. Known throughout South Florida as "Someplace Special for Sports," WIOD's Dolphin coverage is among the most comprehensive in the NFL.

WIOD begins its game-day coverage three-and-a-half hours before kickoff with "Inside the NFL," featuring game reports from stadiums around the league. Three hours before gametime, WIOD broadcasts "The Dolphin Express," including player features, key matchups in the upcoming game, plus other pertinent information from around the NFL. Also included in the pre-game package is "The Don Shula Show," featuring a preview of the day's contest by the Dolphin head coach.

Following the game, "The Locker Room Show" keeps listeners up-to-date on all other games around the league and also includes interviews from both the Dolphin and opposing locker rooms with key players from that day's game.

Handling the play-by-play will be "The Voice of the Dolphins," **Rick Weaver**, who enters his 20th season with the Dolphins. Weaver, who serves as Vice President of Sports at WIOD, is in his 27th year of calling NFL action. Weaver, who is famous for starting the "white handkerchief" in 1971, previously broadcast games for Dallas, Chicago and San Francisco. Weaver is a 10-time recipient of the Florida SportsCaster of the Year award.

Weaver is most proud of his involvement with the "Rick Weaver Celebrity Invitational Golf Tournament," held for the benefit of Special

Olympics in Dade County. A native of Toledo, Ohio, the Ohio State graduate resides in North Miami with his wife, *Bobbie*.

Joining Rick in the booth will be color commentator **Hank Goldberg**. Goldberg, a Duke University graduate, is one of South Florida's most controversial sports figures. In addition to his WIOD duties, Hank works for an advertising agency and WTVJ-TV (Channel 4) in Miami.



Hank Goldberg (left) and Rick Weaver (right)

Following is a list of radio stations on the Dolphin Network in 1990:

Apopka	WNSI, 1400 AM	Madison	WQHL, 98.1 FM
Arcadia	WVHG, 92.1 FM	Marathon	WIOD, 610 AM
Atlantic Beach	WOKV, 600 AM	Marco Island	WINK, 1240 AM
Avon Park	WJCM, 960 AM	Melbourne	WIOD, 610 AM
Bartow	WLKF, 1430 AM	Miami	WIOD, 610 AM
Belle Glade	WSWN, 93.5 FM	Moore Haven	WSWN, 93.5 FM
Boca Raton	WIOD, 610 AM	Naples	WINK, 1240 AM
Bradenton	WBRD, 1420 AM	New Port Richey	WDAE, 1250 AM
Cape Coral	WINK, 1240 AM	New Smyrna Beach	WNDB, 1150 AM
Clearwater	WDAE, 1250 AM	Ocala	WTMC, 1290 AM
Clermont	WTKN, 570 AM	Okeechobee	WJCM, 960 AM
Clewiston	WSWN, 93.5 FM	Oriando	WWNZ, 740 AM
Cocoa	WWNZ, 740 AM	Ormond Beach	WNDB, 1150 AM
Cocoa Beach	WWNZ, 740 AM	Palatka	WFOY, 1240 AM
Crestview	WCNU, 1010 AM	Palmetto	WBRD, 1420 AM
Daytona Beach	WNDB, 1150 AM	Plant City	WLKF, 1430 AM
Deland	WWNZ, 740 AM	Ponte Vedra Beach	WOKV, 600 AM
	WNSI, 1400 AM	Port Charlotte	WINK, 1240 AM
Disney World	WWNZ, 740 AM	Punta Gorda	WINK, 1240 AM
Engelwood	WINK, 1240 AM	St. Augustine	WFOY, 1240 AM
Eustis	WTMC, 1290 AM	St. Petersburg	WDAE, 1250 AM
Ft. Lauderdale	WIOD, 610 AM	Sanford	WNSI, 1400 AM
Ft. Myers	WINK, 1240 AM	Sarasota	WBRD, 1420 AM
Ft. Pierce	WIRA, 1400 AM	Sebring	WJCM, 960 AM
Gainesville	WQHL, 98.1 FM	South Bay	WSWN, 93.5 FM
Haines City	WKZJ, 1280 AM	Stuart	WSTU, 1450 AM
Hollywood	WIOD, 610 AM	Tampa	WDAE, 1250 AM
Jacksonville	WOKV, 600 AM	Titusville	WWNZ, 740 AM
Key West	WKIZ, 1500 AM	Vero Beach	WTTB, 1490 AM
Kissimmee	WWNZ, 740 AM	Venice	WBRD, 1420 AM
La Belle	WVHG, 92.1 FM	Wauchula	WAUC, 1310 AM
Lake City	WQHL, 98.1 FM	West Palm Beach	WJNO, 1230 AM
Lakeland	WLKF, 1430 AM	Wildwood	WTMC, 1290 AM
Lake Wales	WJCM, 960 AM	Winter Haven	WLKF, 1430 AM
Leesburg	WTMC, 1290 AM	Winter Park	WNSI, 1400 AM
Live Oak	WQHL, 98.1 FM		

WQBA

For the ninth straight year, the Dolphins' South Florida Latin fans will be able to follow the team home and away on WQBA (1140 AM). The 1990 season marks the sixth year of the shift over to WQBA's AM outlet.

Rene Giraldo, who has been a part of WQBA's broadcasts for all nine seasons, will handle the play-by-play for his fifth straight year after previously serving as a color analyst. He will again be joined in the booth by veteran analyst Eduardo Lujan, who has served as the producer and color commentator on the Dolphins' Spanish broadcasts since their inception, and by Roly Martin, also a long-time member of the broadcast team.



Rene Giraldo



Eduardo Lujan



Roly Martin

PRESEASON TELEVISION

Three of the Dolphins' four preseason games in 1990 will be televised in Miami on WCIX-TV (Channel 6), while the other Dolphin game will be broadcast nationally on TNT Cable Network.

The Dolphins' first two games, road contests vs. the Chicago Bears on Saturday, August 11th and vs. the Philadelphia Eagles on Saturday, August 18th, will be carried live on WCIX. The Bear game will be broadcast from Soldier Field in Chicago at 7:00 PM (EDT), while the game against the Eagles from Veterans Stadium in Philadelphia will be carried by WCIX at 7:30 PM.

The Dolphins' first home preseason game against the Denver Broncos at Joe Robbie Stadium on Saturday, August 25th at 8:00 PM, will be cablecast nationally on TNT Cable Network. This marks the first year TNT will televise NFL football, and the Dolphin-Bronco game will be shown live in Miami if it is sold out 72 hours prior to kickoff.

The Dolphins' second home game, the preseason finale against the Minnesota Vikings on Friday, August 31st at 8:00 PM, also will be televised by WCIX. If the game is sold out 72 hours before kick-off, WCIX will broadcast the game live; otherwise it will be shown at 11:30 PM that evening.

This year marks the eighth season WCIX has telecast Dolphin preseason games. Well-known announcer Jay Randolph will serve as the play-by-play broadcaster, while former Dolphin great Bob Griese, who recently was inducted into the Pro Football Hall of Fame, will serve as color analyst. In addition, WCIX-TV sports anchors Steve Shapiro and Russ Shimooka will host the pregame, postgame, and halftime shows and will provide commentary from the sidelines during those telecasts. Mac McDonald returns as the producer for WCIX.

DATE	OPPONENT	BROADCAST	TIME (EDT)
Sat., Aug. 11	at Chicago	WCIX (Miami)	7:00 PM
Sat., Aug. 18	at Philadelphia	WCIX (Miami)	7:30 PM
Sat., Aug. 25	DENVER	TNT (national)	8:00 PM*
Fri., Aug. 31	MINNESOTA	WCIX (Miami)	8:00 PM#

* Game will be broadcast only if sold out 72 hours in advance of game time.
Game will be broadcast live only if sold out 72 hours in advance of game time; otherwise it will be telecast at 11:30 PM.

COVERING THE DOLPHINS

WRITERS REGULARLY ASSIGNED TO CLUB

GREG COTE, Miami Herald (AM), One Herald Plaza (33132-1693), 376-3487.
CHARLES BRICKER, Fort Lauderdale News (PM) and Sun-Sentinel (AM), 101 N. New River Drive East, Fort Lauderdale (33301-2293), 1-761-4002.
ARMANDO SALGUERO, Palm Beach Post (AM) and Evening Times (PM), 2751 South Dixie Highway, West Palm Beach (33405), 407/837-4440.
BRIAN WHITE, Fort Myers News Press (AM), P.O. Box 10, Fort Myers (33902), 813/335-0359.
LUIS PEREZ, El Herald (AM), One Herald Plaza (33132-1693), 376-3548.

OTHER FLORIDA WRITERS

CHUCK MULLING, Tampa Tribune (AM), 202 S. Parker, Tampa (33606), 813/272-7655.
JERRY GREENE, Orlando Sentinel (AM), 633 N. Orange Avenue, Orlando (32801), 407/420-5064, 5474.
RANDY CREMER, St. Petersburg Times (AM), 490 1st Ave. S., St. Petersburg (33731), 813/893-8111.
LYDIA HINSHAW, Daytona Beach News Journal, P.O. Box 431, Daytona Beach (32015), 904/252-1511.

NEWS ORGANIZATIONS

MIAMI HERALD (AM), One Herald Plaza (33132-1693), 376-3500. S.E./Columnist-Edwin Pope, Exec. S.E.-Paul Anger, Columnist-Bob Rubin, Ken Rodriguez, Gary Long, Scott Fowler.
FORT LAUDERDALE NEWS (PM) and SUN-SENTINEL (AM), 101 N. New River Drive East, Fort Lauderdale (33301-2293), 1-761-4220 (Miami Telephone: 947-2632). Exec. S.E.-Fred Turner, Columnist-Dave Hyde, Craig Barnes, Craig Davis, Mike Mayo, Randy Mell, TV Sports-Jim Sarni.
PALM BEACH POST (AM) and EVENING TIMES (PM), 2751 South Dixie Highway, West Palm Beach (33405), 407/837-4440 (Miami Telephone: 949-8131). Exec. S.E.-Steve Moore, Asst. S.E.-Leo Suarez, Columnist-Dan Mofett, Dave George, Tim Rosaforte, Victor Lee, Tom D'Angelo, TV Sports-Larry Jackson.
FORT MYERS NEWS PRESS (AM), P.O. Box 10, Fort Myers (33902), 813/335-0358. Exec. S.E. -Bob Rathgeber, Columnist-Scott Korzenowski, Damian Cristodero.
THE HOLLYWOOD SUN(AM), 2600 N. 29th Ave, Hollywood (33020), 1-929-8125 (Miami Telephone: 945-8831). S.E. - Cynthia Thuma, Harvey Fielkov.
ASSOCIATED PRESS, 9100 N.W. 36th Street (33178), 594-5825. Steve Wine, Will Lester, Fred Goodall 813/223-3270.
UNITED PRESS INTERNATIONAL, 2100 Coral Way (33145), 285-1550. Les Kjos, Frank Eidge.
BOCA RATON NEWS (AM), P.O. Box 580, Boca Raton (33429), 407/338-4950 (Miami Telephone: 944-0397). Vin Mannix.
DOLPHIN DIGEST (Weekly), P.O. Box 6600, (33252), 594-0508. Editor-Andy Cohen, Tom Curtis, Alain Poupart, Marc Burns, Bill Daley.

FLAGSHIP RADIO STATIONS

WIOD Radio (610 AM), 1401 79 Street Causeway (33141) 759-4311. V.P./Sports-Rick Weaver, Hank Goldberg, Sonny Hirsch, Joe Zagacki, Jim Mandich.
WQBA Radio (Spanish, 1140 AM), 2828 Coral Way (33145), 447-1140. Rene Giraldo, Eduardo Lujan, Roly Martin.

TELEVISION STATIONS

WTVJ-TV (NBC, Channel 4), 316 North Miami Avenue (33128), 377-3171. Sports Dir.-Tony Segreto, Ned Smith, Hank Goldberg, Bernie Rosen.
WCIX-TV (CBS, Channel 6), 8900 N.W. 18th Terrace (33172) 593-0606. Sports Dir.-Steve Shapiro, Russ Shimooka, Dan Leveton, Adam Taran, Woody Woodruffe.
WPLG-TV (ABC, Channel 10), 3900 Biscayne Boulevard (33137), 325-2355. Sports Dir.-Khambrel Marshall, Frank Forte, Bruce Kaufman.
WSVN-TV (Independent, Channel 7), 1401 79 Street Causeway (33141), 795-2719. Sports Dir.-Jim Berry, Jay Huyler, Paul Seebeck, Barry Orr, Pete Hofener, Will Sekoff.
WLTW-TV (Spanish, Channel 23), 2103 Coral Way (33145), 285-9588, Sports Dir.-Raul Striker, Roly Martin, Jorge Hidalgo, Fuad Reveiz.

WSCV-TV (Spanish, Channel 51), 2470 W. 8th Ave., Hialeah (33010), 888-5151. Sports Dir.-German Rios, Arturo Polo.
WPTV-TV (NBC, Channel 5), P.O. Box 510, Palm Beach, (33480), 407/655-5455. (Miami Telephone: 949-0789). Sports Dir.-Pat Murphy, Bob Lorenz, Scott Babler.
WPEC-TV (CBS, Channel 12), Fairfield Drive, West Palm Beach (33407), 407/844-1212. (Miami Telephone: 944-5060). Sports Dir.-Dan Oliver, Mike Anthony.
WPBF-TV (ABC, Channel 25), 3970 RCA Blvd., Suite 7007, Palm Beach Gardens (33410), 407/694-2525. Sports Dir.-Marc Goldberg, Barry Hochberg.

RADIO STATIONS

WQAM Radio (560 AM), 9881 Sheridan St., Hollywood (33024), 1-431-6200. John Moynihan, Ed Kaplan, Stu Opperman.
WNWS Radio (790 AM), 20450 N.W. 2 Avenue (33169), 653-8811. Sports Dir.-Al Lombardo.
WINZ Radio (940 AM), 4330 N.W. 207th Drive (33055), 624-6307. Sports Dir.-Ron Harrison, Dave LaMont.
WSBR Radio (740 AM), 5700 N. Federal Highway, Boca Raton (33468), 407/997-0074. Sports Dir.-Jack Armpriester, Chris Koval.

MEDIA INFORMATION

CREDENTIALS: Media representatives who do not have press credentials for the entire season (but will be working for an accredited media outlet on an immediate deadline) may request them on a single-game basis. Written credential requests must be made at least four working days in advance to: Harvey Greene, Director of Media Relations, Miami Dolphins, Joe Robbie Stadium, 2269 N.W. 199th St., Miami, FL 33056 (305-623-6262). Reserved credentials can be picked up at the press gate, located inside Gate G of Joe Robbie Stadium, on the day of the game.

PHOTOGRAPHERS: Photographers with accredited media outlets on an immediate deadline may request credentials on a single-game basis from the Dolphins' media relations department. Credentials **WILL NOT** be issued to freelance photographers unless granted special approval by the Dolphins. Field photographers are reminded to remain outside of the bench area.

PRESS BOX: To get to the Joe Robbie Stadium press box, enter at Gate G. Go through two sets of doors and take the exclusive press elevator in the press box. There are two levels: working press (level 2) and TV/radio/coaches booths (level 3). Stairs and the elevator connect both levels. Only credentials issued by the Dolphins will be honored for admittance to Joe Robbie Stadium.

LOCKER ROOMS: Admission to the home and visiting locker rooms is governed by each individual team. Only media representatives with proper credentials, granting locker room access or those stamped with "Locker Room Access," will be admitted. No one will be admitted to the locker rooms prior to the game. Both teams' locker rooms are located on ground level on the west side of the stadium. From the press box, take the elevator to ground level. Out of the elevator follow corridor to the left and go a quarter of the way around the stadium to locker rooms and interview room.

INTERVIEW ROOM: Coach Shula will hold his post-game press conference immediately following the conclusion of the game in the interview room, which is located on the ground level in the west side of the stadium. From the press box, take the elevator to the ground level. Out of the elevator follow corridor to the left and go a quarter way around the stadium. Turn left into corridor before locker room to interview room.

PARKING: Press parking at Joe Robbie Stadium is very limited. All parking requests must be directed to Harvey Greene, Director of Media Relations, (305-623-6262).

TELEPHONES: Any media member desiring to have their own press box telephone line must order it directly from Thania Diaz, Southern Bell Special Services (lines) at (305) 780-2830. Instruments can be ordered from the Dolphins' media relations department, (305-623-6262).

384

COPY TRANSMISSION: Copy transmission is available at every Dolphin home game. The transmission representative is Tim Lippman, 16541 Blatt Blvd. Apt. 203, Ft. Lauderdale, FL 33326 (305-384-0620).

FIELD ACCESS: Only working newspaper and TV photographers and club/stadium officials are permitted on the field during the game. Press box passes will not be honored for field admittance at any time, except when there are less than six minutes remaining in the game. At that point all non-photographers are required to remain behind the endzone and only (no sideline access) outside the yellow restraining boundary line.

ADVANCING: Generally, the Dolphins request that the opposing team's media relations representative visit training camp on Wednesday to coincide with the weekly media conference call.

PRACTICE: Regular-season practice sessions usually are held at 4:00 p.m. Mondays, 2:00 p.m. Wednesday through Friday, and at 11:00 a.m. on Saturday (home game). Practices normally are closed to out-of-town media unless special permission is granted by the coaching staff. To request permission, or to arrange any interviews, contact the Dolphins' media relations department. The team locker room is open to the media for 45 minutes (lunchtime) Monday and Wednesday through Friday. The players are off on Tuesdays.

FOR MORE INFO: For more information on the Dolphins, contact the media relations department: Harvey Greene, Director of Media Relations, Scott Stone and "Fudge" Browne, Assistant Directors; and Gayle Baden, secretary. Office phone is (305) 623-6262, night numbers is (305) 623-6271/623-6132 and training camp PR numbers are (305) 625-7888 and (305) 625-6491 - switchboard.

TRAINING CAMP: The Dolphins practice at St. Thomas University (formerly Biscayne College) during both the preseason and regular season. The campus is located in North Miami at 16000-D N.W. 32nd Ave.

DIRECTIONS

FT. LAUDERDALE TO TRAINING CAMP: From the north, take I-95 South to 826 West. Follow 826 West to N.W. 27th Ave. exit. When taking exit ramp, proceed straight through the first light (stay in right lane) to the second light and turn left (N.W. 32nd Ave.). The entrance to the University will be about 500 yards down on your right. The guard at the gate will direct you to the Dolphin complex.

MIAMI AIRPORT TO TRAINING CAMP: From the airport, take 836 West to 826 North. Follow to N.W. 37th Ave. exit. When taking exit ramp, proceed straight through first light (stay in right lane) to the second light and turn right (N.W. 32nd Ave.). The entrance to the University will be about 500 yards down on your right. The guard at the gate will direct you to the Dolphin complex.

FROM THE SOUTH TO TRAINING CAMP: From the south, take I-95 North to 826 West. Follow 826 West to N.W. 27th Ave. exit. When taking exit ramp, proceed straight through the first light (stay in right lane) to the second light and turn left (N.W. 32nd Ave.). The entrance to the University will be about 500 yards on your right. The guard at the gate will direct you to the Dolphin complex.

FT. LAUDERDALE TO STADIUM: Take I-95 South to Ives Dairy Road. Proceed west for five miles (name of road changes to 199th Street) and stadium is on right.

MIAMI AIRPORT TO STADIUM: Take I-95 North to Ives Dairy Road. Proceed west for five miles (name of road changes to 199th Street) and stadium is on right.

PERSONNEL GUIDE

WAIVERS: The waiver system is a procedure by which player contracts or NFL rights to players are made available by a club to other NFL clubs. During the procedure, the 27 other clubs either file claims to obtain the players or waive the opportunity to do so - thus the term "waiver". Claiming clubs are assigned players on a priority based on the inverse of the won-lost standings. The claiming period normally is 10 days during the off-season and 24 hours from early July through December. In some circumstances, a club is allowed another 24 hours to rescind its action (recall of waiver request) and/or the claiming club to do the same (withdrawal of claim). If a player passes through waivers unclaimed and is not recalled by the original club, he becomes a free agent. All waivers from July through December are no recall and no withdrawal. Under the Collective Bargaining Agreement, from February 1 through October 16, any veteran who has acquired four years of pension credit may, if about to be assigned to another club through the waiver system, reject such assignment and become a free agent.

ACTIVE LIST: The Active List is the principal status for players participating for a club. It consists of all players under contract, including option, who are eligible for pre-season, regular-season and post-season games.

385

In 1990, clubs are allowed to open training camp with no more than 80 players under contract and thereafter must meet the mandatory roster reductions prior to the season opener.

ROSTER CUTOFF DATES: All clubs must reduce their active roster to 60 players on Aug. 28, 1990, and to the final total of 47 players (listing two as inactive) on Sept. 3, 1990.

ROSTER SIZES: During the 1985-89 seasons, roster size was set at 45 players, the same number it stood at from 1978-81. Between 1982 and 1984, the roster limit was at 49. From 1975-77, each club was allowed to have 43 players on the active roster. The first roster limitation rule went into effect in 1925 (16 players) and rose gradually until it reached 47 in 1974.

DEVELOPMENTAL SQUAD: In 1990, each team may establish a six-player Developmental Squad after the final cutoff to 45 active and two inactive players on September 3. Only rookie and first-year free agents are eligible to be signed to a club's Developmental Squad. Each player will be bound exclusively to the club which signs him until that club chooses to terminate the contract. If a club signs a player on its Developmental Squad to its Active List, it must either use one of its five free activations or request procedural recall waivers. No player may be moved from a club's Active List to its Developmental Squad.

RESERVE LIST: The Reserve List is a status for players who, for reasons of injury, retirement, military service or other circumstances, are not immediately available for participation with a club. Players on Reserve/Injured are not eligible to practice or return to the Active List until four regular-season games have been played. When a player returns to practice, he counts against the Developmental Squad limit of six.

Each club will have five free activations for players on Reserve/Injured after the final cutoff. Players also can be returned to the club's Active List if they clear Procedural Recall waivers. Any player placed on Reserve/Injured prior to or concurrent with the final cutoff on September 3, may not return to the club nor practice with the team that year. Clubs participating in postseason competition will be granted an additional activation for each post-season game, provided they have exhausted all previous activations.

Players in the category of Reserve/Retired, Reserve/Did Not Report, or Reserve/Veteran Free Agent Asked to Re-sign, may not be reinstated during the period from 30 days before the end of the regular season through the post-season.

TRADES: Unrestricted trading is allowed between clubs through the Tuesday following the sixth regular-season game (October 16, 1990) and does not resume again until January 28, 1991.



MEDICAL GLOSSARY

AC Joint - Acromioclavicular joint; joint of the shoulder where acromion process of the scapula and the distal end of the clavicle meet; most shoulder separations occur at this point.

Abduct - Movement of any extremity away from the midline of the body. This action is achieved by an abductor muscle.

Abrasion - Any injury which rubs off the surface of the skin.

Abscess - An infection which produces pus; can be the result of a blister, callus, penetrating wound or laceration.

Adduct - Movement of an extremity toward the midline of the body. This action is achieved by an adductor muscle.

Adhesion - Abnormal adherence of collagen fibers to surrounding structures during immobilization following trauma or as a complication of surgery which restricts normal elasticity of the structures involved.

Aerobic - Exercise in which energy needed is supplied by oxygen inspired and is required for sustained periods of vigorous exercise with a continually high pulse rate.

Anabolic Steroids - Steroids that promote tissue growth by creating protein in an attempt to enhance muscle growth. The main anabolic steroid is testosterone (male sex hormone).

Anaerobic - Exercise without use of oxygen as an energy source; short bursts of vigorous exercises.

Anaphylactic Shock - Shock that is caused by an allergic reaction.

Anterior Compartment Syndrome - Condition in which swelling within the anterior compartment of the lower leg jeopardizes the viability of muscles, nerves and arteries that serve the foot. In severe cases, emergency surgery is necessary to relieve the swelling and pressure.

Anterior Cruciate Ligament (ACL) - A primary stabilizing ligament within the center of the knee joint that prevents hyperextension and excessive rotation of the joint. A complete tear of the ACL necessitating reconstruction could require up to 12 months of rehabilitation.

Anterior Talofibular Ligament - A ligament of the ankle that connects the fibula (lateral ankle bone) to the talus. This ligament is oft times subject to sprain.

Anti-Inflammatory - Any agent which prevents inflammation, such as aspirin or ibuprofen.

Anterogram - A film demonstrating arteries after injection of a dye.

Arthrogram - X-ray technique for joints using air and/or dye injected into the affected area; useful in diagnosing meniscus tears of the knee and rotator cuff tears of the shoulder.

Arthroscope - An instrument used to visualize the interior of a joint cavity.

Arthroscopy - A surgical examination of the internal structures of a joint by means for viewing through an arthroscope. An arthroscopic procedure can be used to remove or repair damaged tissue or as a diagnostic procedure in order to inspect the extent of any damage or confirm a diagnosis.

Aspiration - The withdrawal of fluid from a body cavity by means of a suction or siphonage apparatus, such as a syringe.

Atrophy - To shrivel or shrink from disuse, as in muscular atrophy.

Avascular Necrosis - Death of a part due to lack of circulation.

Avulsion - The tearing away, forcibly, of a part or structure.

Baker's Cyst - Localized swelling of a bursa sac in the posterior knee as a result of fluid that has escaped from the knee capsule. A Baker's cyst indicates that there is a trauma inside the knee joint that leads to excessive fluid production.

Bone Scan - An imaging procedure in which a radioactive-labeled substance is injected into the body to determine the status of a bony injury. If the radioactive substance is taken up the bone at the injury site, the injury will show as a "hot spot" on the scan image. The bone scan is particularly useful in the diagnosis of stress fractures.

Brachial Plexus - Network of nerves originating from the cervical vertebrae and running down to the shoulder, arm, hand, and fingers.

Bruise - A discoloration of the skin due to an extravasation of blood into the underlying tissues.

Bursa - A fluid-filled sac that is located in areas where friction is likely to occur, then minimizes the friction; for example between a tendon and bone.

Capsule - An enclosing structure which surrounds the joint and contains ligaments which stabilize that joint.

Cartilage - Smooth, slippery substance preventing two ends of bones from rubbing together and grating.

CAT Scan - Use of a computer to produce a cross sectional view of the anatomical part being investigated from X-ray data.

Cellulitis - Inflammation of cellular or connective tissue.

Cervical Vertebrae - Group of seven vertebrae located in the neck.

Charley Horse - A contusion or bruise to any muscle resulting in intramuscular bleeding. No other injury should be called a charley horse.

Colles' Fracture - A fracture of the distal end of the radius with the lower end being displaced backward.

Concentric Muscle Contraction - A shortening of the muscle as it develops tension and contracts to move a resistance.

Concussion - Jarring injury of the brain resulting in dysfunction. It can be graded as mild, moderate or severe depending on loss of consciousness, amnesia and loss of equilibrium.

Contusion - An injury to a muscle and tissues caused by a blow from a blunt object.

Cortical Steroids - Used to suppress joint inflammation.

Costochondral - Cartilage that separates the bones within the rib cage.

Cryokinetics - Treatment with cold and movement.

Cryotherapy - A treatment with the use of cold.

Cyst - Abnormal sac containing liquid or semi-solid matter.

Degenerative Joint Disease - Changes in the joint surfaces as a result of repetitive trauma.

Deltoid Ligament - Ligament that connects the tibia to bones of the medial aspect of the foot and is primarily responsible for stability of the ankle on the medial side. Is sprained less frequently than other ankle ligaments.

Deltoid Muscle - Muscles at top of the arm, just below the shoulder, responsible for shoulder motions to the front, side and back.

Disc, Intervertebral - A flat, rounded plate between each vertebrae of the spine. The disc consists of a thick fiber ring which surrounds a soft gel-like interior. It functions as a cushion and shock absorber for the spinal column.

Dislocation - Complete displacement of joint surfaces.

Eccentric Muscle Contraction - An overall lengthening of the muscle as it develops tension and contracts to control motion performed by an outside force; oft times referred to a "negative" contraction in weight training.

Eccymosis - Bleeding into the surface tissue below the skin, resulting in a "black and blue" effect.

Edema - Accumulation of fluid in organs and tissues of the body; swelling.

Effusion - Accumulation of fluid, in various spaces in the body, or the knee itself. Commonly, the knee has an effusion after an injury.

Electrical Galvanic Stimulation (EGS) - An electrical therapeutic modality that sends a current to the body at select voltages and frequencies in order to stimulate pain receptors, disperse edema, or neutralize muscle spasms among other functional applications.

Electromyogram (EMG) - Test to determine nerve function.

Epicondylitis - Inflammation in the elbow due to overuse.

Ethyl Chloride - "Cold spray," a chemical coolant sprayed onto an injury site to produce a local, mild anesthesia.

Fat Percentage - The amount of body weight that is adipose, fat tissue. Fat percentages can be calculated by underwater weighing, measuring select skinfold thickness, or by analyzing electrical impedance.

Femur - Thigh bone; longest bone in the body.

Fibula - Smaller of the two bones in the lower leg; runs from knee to the ankle along the outside of the lower leg.

Flexibility - The ability of muscle to relax and yield to stretch forces.

Flexibility Exercise - General term used to describe exercise performed by a player to passively or actively elongate soft tissue without the assistance of an athletic trainer.

Fracture - Breach in continuity of a bone. Types of fractures include simple, compound, comminuted, greenstick, incomplete, impacted, longitudinal, oblique stress, or transverse.

Gamekeeper's Thumb - Tear of the ulnar collateral ligament of the metacarpophalangeal joint of the thumb.

Glycogen - Form in which foods are stored in the body as energy.

Grade One Injury - A mild injury in which ligament, tendon, or other musculoskeletal tissue may have been stretched or contused, but not torn or otherwise disrupted.

Grade Two Injury - A moderate injury when musculoskeletal tissue has been partially, but not totally, torn which causes appreciable limitation in function of the injured tissue.

Grade Three Injury - A severe injury in which tissue has been significantly, and in some cases totally, torn or otherwise disrupted causing a virtual total loss of function.

Hamstring - Category of muscle that runs from the buttocks to the knee along the back of the thigh. It functions to flex the knee, and is oft times injured as a result of improper conditioning or lack of muscle flexibility.

Heat Cramps - Painful muscle spasms of the arms or legs caused by excessive body heat and depletion of fluids and electrolytes.

Heat Exhaustion - Mild form of shock due to dehydration because of excessive sweating when exposed to heat and humidity.

Heat Stroke - Condition of rapidly rising internal body temperature that overwhelms the body's mechanisms for release of heat and could result in death if not cared for appropriately.

Heel Cup - Orthotic device that is inserted into the shoe and worn under the heel, to give support to the Achilles tendon and help absorb impacts at the heel.

Hematoma - Tumor-like mass produced by an accumulation of coagulated blood in a cavity.

Hot Pack - Chemical pack that rests in water, approximately 160 degrees, and retains its heat for 15-20 minutes when placed in a towel for general therapeutic application.

Humerus - Bone of the upper arm that runs from the shoulder to the elbow.

Hydrotherapy - Treatment using water.

Hyperextension - Extreme extension of a limb or body part.

Iliotibial Band - A thick, wide fascial layer that runs from the iliac crest to the knee joint and is occasionally inflamed as a result of excessive running.

Inflammation - The body's natural response to injury in which the injury site might display various degrees of pain, sweating, heat, redness, and/or loss of function.

Internal Rotation - Rotation of a joint or extremity medially, to the inside.

Lesion - Wound, injury or tumor.

Ligament - Band of fibrous tissue that connects bone to bone or bone to cartilage and supports and strengthens joints.

Lumbar Vertebrae - Five vertebrae of the lower back that articulate with the sacrum to form the lumbosacral joint.

Magnetic Resonance Imaging (MRI) - Imaging procedure in which a radio frequency pulse causes certain electrical elements of the injured tissue to react to this pulse and through this process a computer display and permanent film establish a visual image. MRI does not require radiation and is very useful in the diagnosis of soft tissue, disc, and meniscus injuries.

Meniscectomy - An intra-articular surgical procedure of the knee by which all or part of the damaged meniscus is removed.

Meniscus - Crescent shaped cartilage, usually pertaining to the knee joint; also known as "cartilage." There are two menisci in the knee, medial and lateral. These work to absorb weight within the knee and provide stability.

Metacarpals - Five long bones of the hand, running from the wrist to the fingers.

Metatarsals - Five long bones of the foot, running from the ankle to the toes.

Myositis - Inflammation of a muscle.

Necrotic - Relating to death of a portion of tissue.

Neoprene - Lightweight rubber used in joint and muscle sleeves designed to provide support and/or insulation and heat retention to the area.

Neuritis - Inflammation of a nerve.

Orthotic - Any device applied to or around the body in the care of physical impairment or disability, commonly used to control foot mechanics.

Parasthesia - Sensation of numbness or tingling, indicating nerve irritation.

Patella - The kneecap. The patella functions to protect the distal end of the femur as well as increase the mechanical advantage and force generating capacities of the quadriceps muscle group.

Patella Tendinitis - Inflammation of the patella ligament; also known as "jumper's knee."

Patellofemoral Joint - Articulation of the kneecap and femur. Inflammation of this joint can occur through: 1) acute injury to the patella, 2) overuse from excessive running particularly if there is an associated knee weakness, 3) chronic wear and tear of the knee, 4) as a result of poor foot mechanics. Patellofemoral irritation can lead to chondromalacia, which in its most chronic condition, could require surgery.

Peroneal Muscles - Group of muscles of the lateral lower leg that are responsible for everting the knee. Tendons of these three muscles are vital to the stability of the ankle and foot.

Phalanx - Any bone of the fingers or toes; plural is phalanges.

Phlebitis - Inflammation of a vein.

Plica - Fold of tissue in the joint capsule and a common result of knee injury.

Posterior Cruciate Ligament (PCL) - A primary stabilizing ligament of the knee that provides significant stability and prevents displacement of the tibia backward within the knee joint. A complete tear of this ligament necessitating reconstruction could require up to 12 months of rehabilitation.

Quadriceps Muscles "Quads" - A group of four muscles of the front thigh that run from the hip and form a common tendon at the patella; they are responsible for knee extension.

Radiography - Taking of X-rays.

Radius - Forearm bone on the thumb side.

Reconstruction - Surgical rebuilding of a joint using natural, artificial or transplanted materials.

Referred Pain - Pain felt in an undamaged area of body away from the actual injury.

Retraction - The moving of tissue to expose a part or structure of the body.

Rotator Cuff - Comprised of four muscles in the shoulder area that can be irritated by overuse. The muscles are the supraspinatus (most commonly injured), infraspinatus, teres minor, and subscapularis.

Rotator Cuff Impingement Syndrome - A microtrauma or overuse injury caused by stress, and the four stages are: 1) Tendinitis with temporary thickening of the bursa and rotator cuff; 2) Fiber dissociation in the tendon with permanent thickening of the bursa and scar formation; 3) A partial rotator cuff tear of less than 1 cm.; and 4) A complete tear of 1 cm. or more.

Sacrum - Group of five fused vertebrae located just below the lumbar vertebrae of the low back.

Scapula – Shoulder blade.

Sciatica – Irritation of the sciatic nerve resulting in pain or tingling running down the inside of the leg.

Sciatic Nerve – Major nerve that carries impulses for muscular action and sensations between the low back and thigh and lower leg; it is the longest nerve in the body.

Shin Splint – A catch-all syndrome describing pain in the shin that is not a fracture or tumor and cannot be defined otherwise.

Sorbothane – An energy absorbing polyurethane utilized in some foot orthotics to absorb shock forces of the foot.

Spasm (Theory) – Muscle soreness induced by exercise; is the result of reduced muscle blood flow, which results in pain.

Spleen – Large, solid organ responsible for the normal production and destruction of blood cells.

Spondylitis – Inflammation of one or more vertebrae.

Spondylolisthesis – Forward displacement of one vertebrae over another below it due to a developmental defect in the vertebrae.

Spondylosis – Abnormal vertebral fixation or immobility.

Sprain – Injury resulting from a stretch or twist of the joint and causes various degrees of stretch or tear of a ligament or other soft tissue at the joint.

Sternum – The breast bone.

Steroids – Any one of a large number of hormone-like substances. See Anabolic steroids and cortical steroids.

Strain – Injury resulting from a pull or torsion to the muscle or tendon that causes various degrees of stretch or tear to the muscle or tendon tissue.

Stress Fracture – A hair-line type of break in a bone caused by overuse.

Stress X-ray – A continual X-ray taken when a portion of the body is stressed to its maximum in order to determine joint stability. This is a test utilized in some ankle injuries.

Stretching – Any therapeutic maneuver designed to elongate shortened soft tissue structures and thereby increase flexibility.

Subluxation – Partial dislocation of a joint. The term usually implies that the joint can return to its normal position without formal reduction.

Talus – The ankle bone that articulates with the tibia and fibula to form the ankle joint.

Target Heart Rate – A pre-determined pulse to be obtained during exercise when circulation is working at full efficient capacities.

Tarsals – Group of seven bones of the foot consisting of the calcaneus, talus, cuboid and three cuneiform bones.

Temporomandibular Joint (TMJ) – The articulation of the jaw and skull; considered by some to be vital in resolution of injuries throughout the body.

Tendinitis – Inflammation of the tendon and/or tendon sheath, caused by chronic overuse or sudden injury.

Tendon – Tissue that connects muscle to bone.

Tennis Elbow – General term for lateral elbow pain.

Thoracic – Group of twelve vertebrae located in the thorax and articulate with the twelve ribs.

Thoracic Outlet Compression Syndrome – A neuro-vascular disorder of the upper extremity common in throwing.

Tibia – Larger of the two bones of the lower leg and is the weight-bearing bone of the shin.

Tomograph – A special type of X-ray apparatus that demonstrates an organ or tissue at a particular depth.

Trachea – The windpipe.

Transcutaneous Electrical Nerve Stimulator (TENS) – An electrical modality that sends a mild current through pads at the injury site which stimulates the brain to release the natural analgesic, endorphin.

Transverse Process – Small lateral projection off the right side and left side of each vertebrae that functions as an attachment site for muscles and ligaments of the spine.

Trapezius – Flat triangular muscle covering the posterior surface of the neck and shoulder.

Triceps – Muscle of the back of the upper arm, primarily responsible for extending the elbow.

Ulna – Forearm bone that runs from the tip of the elbow to the little finger side of the wrist.

Ulnar Nerve – Nerve in elbow commonly irritated from excessive throwing.

Ultrasound – An electrical modality that transmits a sound wave through an applicator into the skin to the soft tissue in order to heat the local area for relaxing the injured tissue and/or disperse edema.

Valgus – Angulation outward and away from the midline of the body.

Varus – Angulation inward and toward the midline of the body.

Vasoconstriction – Decrease of local blood flow.

Vasodilation – Increase of local blood flow.

"Wind Knocked Out" – Syndrome describing a contraction of the abdominal nerve trunk, the solar plexus, as a result of an abdominal contusion.

Wrist – The junction between the two forearm bones (radius and ulna) and the eight wrist bones (trapezium, trapezoid, capitate, hamate, pisiform, triquetrum, lunate and scaphoid).

Zygoma – The cheekbone.

390



Perfect

Serious, major league dining on the coach's first round choices of Certified Angus Beef. Call 822-2324.

Shula's
STEAK HOUSE

Breakfast,
Lunch &
Dinner.

Exit Palmetto Expressway at
N.W. 154th St. (Miami Lakes Drive)

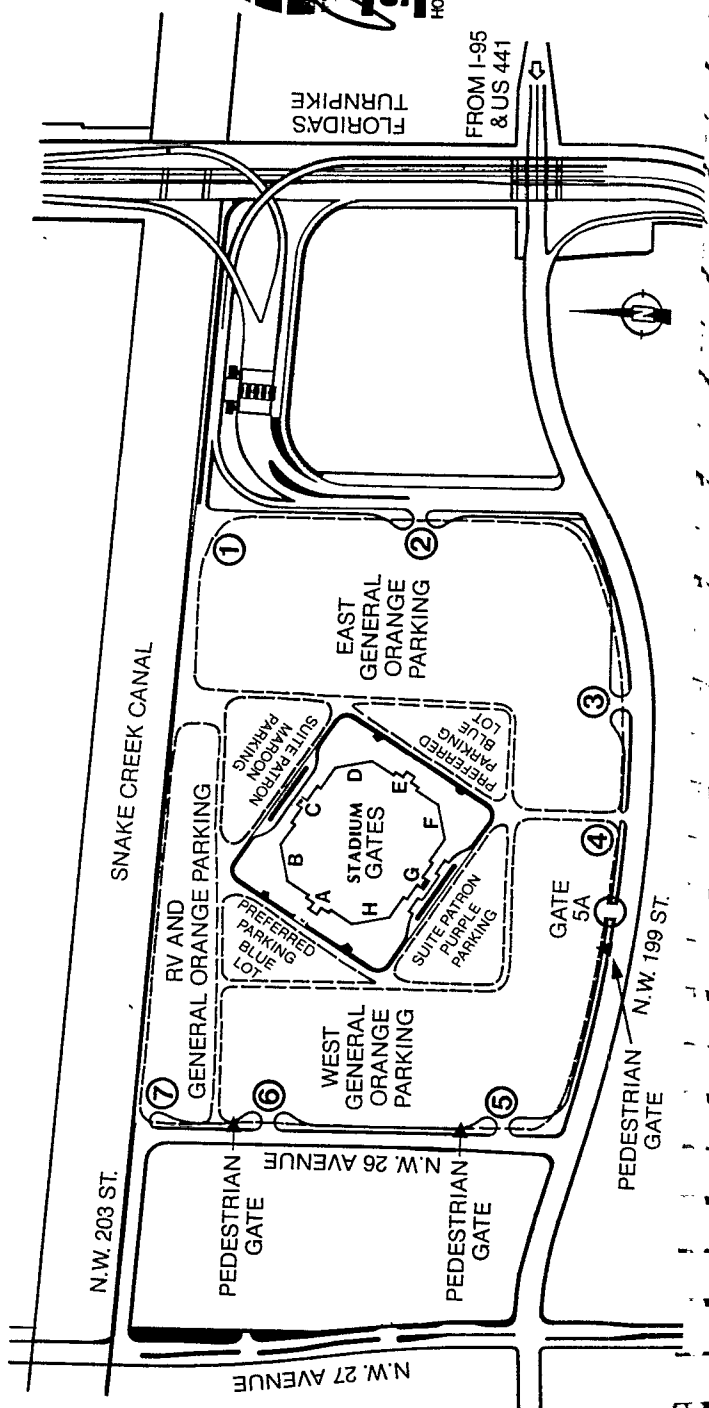




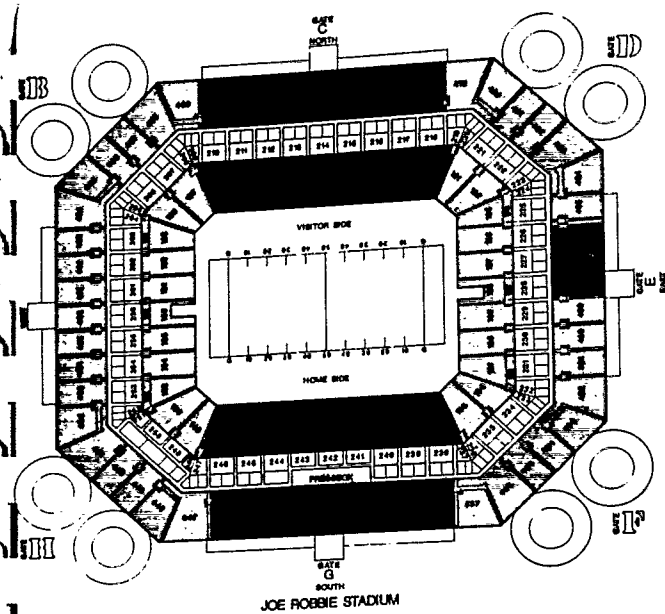
STADIUM
HOME OF THE MIAMI DOLPHINS

FLORIDAS
TURNPIKE

FROM I-95
& US 441



TICKET INFORMATION



- \$28.00
- \$22.00 Family Section/No Alcohol
- \$26.00
- \$22.00 Family Section

Single-game tickets are priced at \$28, \$26 and \$22 and season tickets are priced at \$280, \$260 and \$220 in Joe Robbie Stadium. New this season is the Dolphins Family Section. Ticket prices in the Family Section were set at \$22 and three of five sections have been designated alcohol-free. Tickets for all Dolphins home games are available at the Dolphin Ticket Office, located at Gate G of Joe Robbie Stadium, and at all TICKETMASTER outlets. The Dolphin Ticket Office is open during the season Monday through Saturday from 10:00 a.m. to 6:00 p.m. Gate G should be used for customer service and will call.

DOLPHIN TICKET OUTLETS

Joe Robbie Stadium, Gate G	(305) 620-2578
	(Florida Only) 1-800-255-3094
TICKETMASTER	(305) 358-5885
	(407) 839-3900

CLUB SEATS AND EXECUTIVE SUITES

Anyone interested in purchasing club seats or an executive suite at Joe Robbie Stadium should contact Lamar Vernon, the Stadium's Ticket Director at (305) 623-6450.

Louis Rich


AND THE DOLPHINS...
WINNING COMBINATIONS
THAT CAN'T BE BEAT!



Tastes Too Good To Be So Good For You!



 *Team Up Against Drugs!*




Louis Rich