

14506

**1993 MIAMI
DOLPHIN MEDIA
GUIDE**



Miami
DOLPHINS

Right End
KEITH JACKSON

Quarterback
DAN MARINO



1993 MEDIA GUIDE



Linebacker
BRYAN COX

Tackle
RICHMOND WEBB

1993 SCHEDULE

PRESEASON

DATE	OPPONENT	TIME
Fri., Aug. 6	at Atlanta	7:30 PM
Sat., Aug. 14	WASHINGTON	8:00 PM
Fri., Aug. 20	at Denver	8:00 PM
Sat., Aug. 28	N.Y. GIANTS	8:00 PM

REGULAR SEASON

Sun., Sept. 5	at Indianapolis	1:00 PM
Sun., Sept. 12	N.Y. JETS	4:00 PM
Sun., Sept. 19	BYE WEEK	
Sun., Sept. 26	at Buffalo	1:00 PM
Mon., Oct. 4	WASHINGTON	9:00 PM
Sun., Oct. 10	at Cleveland	1:00 PM
Sun., Oct. 17	BYE WEEK	
Sun., Oct. 24	INDIANAPOLIS	7:30 PM
Sun., Oct. 31	KANSAS CITY	1:00 PM
Sun., Nov. 7	at N.Y. Jets	4:00 PM
Sun., Nov. 14	at Philadelphia	1:00 PM
Sun., Nov. 21	NEW ENGLAND	1:00 PM
Thur., Nov. 25	at Dallas	4:00 PM
Sun., Dec. 5	N.Y. GIANTS	4:00 PM
Mon., Dec. 13	PITTSBURGH	9:00 PM
Sun., Dec. 19	BUFFALO	1:00 PM
Mon., Dec. 27	at San Diego	9:00 PM
Sun., Jan. 2	at New England	1:00 PM

All Starting Times are Eastern Time
Home Games: Aqua
Road Games: Orange

ON THE COVER

The cover of the 1993 Miami Dolphins Media Guide features Head Coach Don Shula, who enters the '93 season with 318 career victories and needs just seven more wins to pass George Halas (324 career victories) and become the winningest coach in NFL history. Also on the cover are Miami's four selections to the 1992 Pro Bowl, tight end Keith Jackson, quarterback Dan Marino, linebacker Bryan Cox and offensive tackle Richmond Webb.

CREDITS

The 1993 Miami Dolphins Media Guide was edited by Harvey Greene and Scott Stone. Special thanks to "Fudge" Browne, Gayle Baden, Tom Hunt, Don Smith of the Pro Football Hall of Fame, Seymour Siwoff of the Elias Sports Bureau and Rick Campbell of the NCAA for their help and assistance. Photography by Dave Cross, typesetting by Megabyte Graphics, Fort Lauderdale, and printing by Franklin Press, Miami.

1993 MEDIA GUIDE

INDEX

- A -

All-Time Leaders	362-369
All-Time Roster/Where They've Come From	469-477
All-Time Dolphin Won-Lost Records	308
Administrative Staff Biographies	21-26
Assistant Coaches/Football Staff Biographies	27-45
Attendance, Distributed and Actual	396-397
Attendance, Season Tickets and Preseason	397

- C -

Cover, On The	Inside Front Cover
Covering the Dolphins	513-514
Credits	Inside Front Cover

- D -

Depth Chart (Training Camp)	267
Dolphin Directory	3-4
Dolphin Name	487
Dolphins Are Best	18
Dolphins = Winners	19-20
Dolphins on the Air	510-513
Dolphins on the Road	508-509
Dolphins Training Center	54-55
Dolphins vs. the NFL	305-307
Draft, All-Time (1966-93)	481-486
Draft, All-Time By Position	486
Draft, First Round By Positions	486

- F -

Free Agents	492
-------------------	-----

- G -

Game-By-Game Starters, 1992	284-285
Game-By-Game Stats, 1992	277-282
Game-By-Game Summaries, 1992	286-302
Games Played-Started-Did Not Play, 1992	284-285
Game Status	283

- H -

Hall of Fame, Dolphins In	464-467
Historical Highlights	398-413
Honors	456-460
How Miami Was Built	268

- K -

Key Dates, 1993	268
-----------------------	-----

- L -

Largest Crowds, Home and Road	395-396
Largest Margins, Victory and Defeat	393
Last Time	385-387
League Leaders, Individual	461

- M -

Media Information	514-515
Medical Glossary	516-519

- N -

Numbers, Dolphins By The	478-481
--------------------------------	---------

- O -

Opponents, 1993.....	495-506
Orange Bowl.....	302
Outstanding Performances, Dolphins.....	372-375
Outstanding Performances, Opponents.....	382-385
Overtime, Dolphins In.....	328-329

- P -

Plan B.....	490-491
Player Biographies	
Veterans.....	59-243
Draft Choices.....	244-252
Free Agents.....	253-261
Playoff History.....	419-440
Playoff Leaders, All-Time.....	453-455
Playoff Records, Dolphins Individual.....	441-445
Playoff Records, Dolphin Team.....	445-450
Playoff Records, Opponents.....	451-453
Playoff Statistical Bests, 1992.....	416-418
Playoff Statistics, 1992 Defensive.....	451-453
Playoff Statistics, 1992 Dolphin.....	413-415
Positional Performance Awards.....	462-463
Preseason, All-Time Results.....	317-319
Preseason, Miami In.....	308
Preseason Statistics, 1992.....	309-311
Preseason Game-By-Game Summaries.....	312-316
Prime Time Dolphins.....	394-395
Pro Bowl Selections.....	457-458
Pronunciation Guide.....	268

- R -

Rankings, 1992 Team.....	276
Record, Home and Away.....	393
Record, Month-By-Month.....	394
Records, Dolphins Individual.....	330-349
Records, Opponents Individual.....	376-381
Records, Team.....	350-361
Retired Jersey #12.....	468
Joe Robbie Stadium.....	46-53
Joe Robbie Stadium Map.....	520
Tim Robbie Biography.....	5
Roster Moves, 1992.....	302-304
Roster, 1993 First-Year.....	264-265
Roster, 1993 Numerical.....	266
Roster, 1993 Veterans.....	262-263

- S -

Schedule, 1993 Dolphins.....	Inside Front Cover
Schedule, 1993 NFL.....	493-495
Season Leaders, Top Twenty.....	370-372
Service, Length of.....	477-478
Don Shula Biography.....	6-17
Standings, 1992 NFL Final.....	507
Statistical Bests, 1992.....	273-275
Statistics, 1992 Defensive.....	272
Statistics, 1992 Dolphin.....	269-271

- T -

Ticket Information.....	Inside Back Cover
Top Tens, Opponents.....	381-382
Trades (1966-93).....	487-490

- W -

Warmest/Colest.....	492
What To Look For in 1993.....	56-57

- Y -

Year-By-Year Leaders.....	387-391
Year-By-Year, Offense and Defense.....	392
Year-By-Year Scores.....	320-328

DOLPHIN DIRECTORY

ADMINISTRATIVE OFFICE

Joe Robbie Stadium
2269 N.W. 199th St.
Miami, FL 33056
(305) 620-5000

TRAINING CAMP

Nova University
7500 S.W. 30th St.
Davie, FL 33314
(305) 452-7000

OWNERSHIP

General Partners..... South Florida Sports Corporation,
Robbie Sports Corporation
Limited Partners..... Miami Sports Corporation,
H. Wayne Huizenga

MANAGEMENT

President..... Timothy J. Robbie
Executive Vice President..... Daniel T. Robbie
Executive Vice President..... Janet L. Robbie
Executive Vice President/General Manager..... Eddie J. Jones
General Counsel/Corporate Secretary..... Jann M. Iloff
Assistant General Manager..... Bryan Wiedmeier
Executive Secretary/Office Manager..... Joan Buettel
Executive Secretaries..... Donna Bush, Janice Garske, Sharon White

FINANCE

Treasurer..... Jill R. Strafacci
Controller..... Adrian Barr
Bookkeeper..... Doris Young
Accounting Staff..... Craig Heil

MEDIA RELATIONS

Director of Media Relations..... Harvey Greene
Assistant Director of Media Relations..... Scott Stone
Secretary..... Gayle Baden

SALES AND MARKETING

Marketing Director/Traveling Secretary..... David Evans
Community Relations Director..... Maraleen "Fudge" Browne
Director of Sales..... Lynn Abramson
Cheerleader Director..... Kathy Shashaty
Marketing Representative..... Marc Budine
Sales Representatives..... Jerry McBurney, Jorge Del Valle
Secretaries..... Abby Brower, Trudy Champagne

ADMINISTRATIVE STAFF

Director of Information Systems..... Burt Gilner
Systems Analyst..... Joseph Curbelo
Security Investigator..... Stuart Weinstein
Records Manager/Scoreboard Operations..... Lynn Lappin
Scoreboard Director..... Kyle Ritchie
Office Services..... Arlene Brower, Carol Hough, Marie Cambell
Mail Clerk..... Jose Fiel
Receptionists..... Jeanne Beach, Diana Chaplow

TICKET OFFICE

Ticket Director..... Lamar Vernon
Box Office Manager..... Mitch Tormala
Assistant Box Office Manager..... Ansel Gardiner
Ticket Staff..... MaryAnn Masters, Anita Bianconi
Receptionist..... Mary Morgan

JOE ROBBIE STADIUM (JRS)

Ownership..... Miami Sports Corporation
H. Wayne Huizenga
Chairman of the Board..... Timothy J. Robbie
President..... Daniel T. Robbie
Executive Vice President..... Janet L. Robbie
Executive Vice President..... Eddie J. Jones
Stadium Manager..... Glenn Mon
Treasurer..... William T. Duffy
Director of Stadium Events..... Pat Kelly
Director of Security..... John Fletcher

Director of Parking Carlos Boothby
 Senior Event Coordinator Edie Burke
 Marketing and Event Coordinator Richard MacKeigan
 Accounting Staff Carole Gans, Ana Vasquez
 Secretary Ellen Kelly
 Event Secretary Donna Kolman

CLUB LEVEL SERVICES

Director John Glode
 Assistant Director Scott Giebler
 Customer Service Representative Carmen White
 Secretary Ana Barbosa

STADIUM OPERATIONS

Chief Electrician Frank Everton
 Chief Engineer Rick Schaffer
 Electrical Assistant Danny Mareus
 Maintenance Supervisor Bart Collins
 Maintenance Assistant Joe Demczuk
 Assistant Maintenance Supervisor Donald Bell
 Maintenance Office Manager Brenda Peterson
 Superintendent of Groundskeeping Alan Sigwardt
 Maintenance Rick Helms

TRAINING CAMP

COACHING STAFF

Head Coach Don Shula
 Assistant Head Coach/Offensive Line John Sandusky
 Defense Tom Olivadotti
 Defensive Line Joe Greene
 Linebackers George Hill
 Assistant Offensive Line/Tight Ends Rich McGeorge
 Offensive Backs Tony Nathan
 Defensive Backs Mel Phillips
 Wide Receivers Larry Seiple
 Offense, Quarterbacks Gary Stevens
 Staff Assistant Carl Taseff
 Strength & Conditioning Junior Wade
 Special Teams Mike Westhoff
 Secretary to Head Coach Anne Rodriguez
 Secretary/College Scouting Keri Seiple Rumaner
 Secretary/Player Personnel Gail Baldwin

TRAINING & CONDITIONING

Trainer Ryan Vermillion
 Assistant Trainers Britt Brown, Troy Maurer

MEDICAL

Team Physician Dr. Daniel Kanell
 Associate Team Physician Dr. Peter Indelicato
 Team Internist Dr. Edward St. Mary
 Team Dentist Dr. Bob Teshner

PLAYER PERSONNEL

Director of Player Personnel Tom Heckert
 Director of College Scouting Tom Braatz
 Pro Personnel Tom Heckert, Jr.
 Facility Coordinator Dave O'Connor
 Facility Security Al Streetzel
 Administrative Assistant Tony Egues
 Regional Scout Joe Bushofsky
 Regional Scout Mike Cartwright
 Regional Scout Ron Labadie
 Regional Scout Jere Stripling
 Regional Scout (BLESTO) Bobby Williams

EQUIPMENT

Equipment Manager Bob Monica
 Assistant Equipment Managers Joe Malinconico, Eugene Davis

VIDEO/PHOTOGRAPHY

Video Manager Dave Hack
 Video Assistant Bob Hack
 Team Photographer Dave Cross

TIMOTHY J. ROBBIE



**President, Miami Dolphins
 Chairman of the Board, JRS**

**College: Tulane
 NFL: Seventh Season
 Dolphins: Seventh Season
 Born: August 24, 1955**

Tim Robbie, a veteran of 15 years of professional sports administration, was named President of the Miami Dolphins on January 12, 1990, and shortly thereafter was also selected as Chairman of the Board of Joe Robbie Stadium. Before assuming these roles, he had served three years (1987-89) as the club's Vice President for Public Affairs.


During the first few months in these new positions, Robbie, along with sister Janet and brother Dan, quickly established their leadership abilities by signing Don Shula and John Offerdahl to new contracts and by spearheading a partial sale of the team and Joe Robbie Stadium in order to pave the way for Major League Baseball's emergence on the South Florida sports scene. Since then, Tim, Dan, and Janet have worked tirelessly to help improve the Dolphins by such key behind-the-scene decisions as their signing of Dan Marino, Bryan Cox, and Irving Fryar to long-term contracts, their acquisition of free agents Keith Jackson, Mark Ingram and Ron Heller, and their successful effort to finalize the construction of a state-of-the-art training facility at Nova University in Davie. On the stadium side, they supervised the conversion of Joe Robbie Stadium into a modern baseball facility, which proved to be a key factor in the decision to award South Florida a National League expansion franchise, the Florida Marlins. In addition, they have attracted a number of major events to JRS, including Super Bowl XXIX, college football bowl games, and well-known concert attractions. They also have purchased land adjacent to the stadium in order to upgrade parking facilities for JRS patrons.

Prior to joining the Dolphins in 1987, Robbie was involved in professional soccer in a number of different capacities. His soccer roots extend back to the Ft. Lauderdale Strikers' membership in the North American Soccer League, when Robbie first joined that club as Director of Public Relations in 1978. He was named the team's General Manager in 1980, becoming the youngest GM in the NASL. During his tenure with the Strikers, the club was one of the model franchises in the league, advancing to the Soccer Bowl championship game in 1980. With the imminent demise of the NASL, Robbie orchestrated the Strikers' move to Minnesota in 1983 and their entrance into the Major Indoor Soccer League the following season while serving as the club's GM and Executive Vice President through 1988.

Apart from his responsibilities with the Dolphins, Robbie has become extremely active in the South Florida community, with an involvement in a variety of charitable activities and fund-raisers. He was honored as the 1991-92 "Man of the Year" by the Big Brothers and Big Sisters of Greater Miami, and he also shared the 1991 "Businessman of the Year" award from the North Miami Chamber of Commerce with Florida Marlins owner H. Wayne Huizenga. Robbie also serves on several National Football League committees, including NFL Charities, the Bert Bell Retirement Board and the NFL Employee Benefit Committee.

Robbie, 38, is a 1977 graduate (English) of Tulane University. He and his wife Ann reside in Coral Gables with their son Derek Franklin (12/18/92).

DON SHULA



Head Coach

College: John Carroll
NFL: 31st Season
Dolphins: 24th Season
Born: January 4, 1930

"Don Shula can take his'n and beat you'n, and he could take you'n and beat his'n."
— "BUM" PHILLIPS

For almost three decades, Don Shula has taken "his'n" and amassed over 300 victories during a coaching career unparalleled in National Football League annals. And he is fast approaching one of the most significant records in the history of the NFL, George Halas' all-time total of 324 career victories, a mark once thought to be unreachable. But while others may look back at his unprecedented accomplishments in the sport, Shula is always looking ahead, constantly working to build the Dolphins once again into winners, an effort that resulted in an 11-5 record last year, the AFC Eastern Division title, and an appearance in the AFC Championship Game. The Dolphins have earned playoff berths in two of the last three years, but the team's turnaround is just the latest of Shula's many achievements, and his refusal to rest on his laurels is an important reason why he has been one of the most successful coaches ever in the NFL.

"My goals are the same every year — to win the Super Bowl," said Shula, "and we will do everything we can to do just that. We worked hard to get to the AFC Championship Game, but we fell one game short of playing in the Super Bowl. I want to make it back to that game and then win it, and we are making strides in that direction."

But there is more to Shula than just his victories, as impressive as that total might be. While he has gained widespread respect for his success, beyond that he has earned universal admiration for his integrity, an intangible that can't be measured by a won-loss record. Without question, Don Shula has made an impression in football, both on and off the field, that may never be duplicated.

"If I'm remembered for anything as a coach," said Shula, "I hope it's for playing within the rules. I also hope it will be said that my teams showed class and dignity in victory or defeat."

And Shula's teams are an extension of that philosophy. It's no coincidence that the Dolphins have been the least penalized team in the NFL during his seasons in Miami. In fact, the Dolphins led the AFC seven times since 1982 (1982-86, 1990, 1991) in the fewest yards penalized, and were among the top three teams in that category overall in the NFL nine times in that span, including six times (1982-84, 1986, 1990-91) as the league leaders. Shula represents everything that's right about his profession, and certainly his coaching accomplishments will almost be impossible to match. Beginning his 31st year as an NFL head coach and his 24th season with the Dolphins, he is travelling down a road whose final destination will be Canton, Ohio, and the Pro Football Hall of Fame. Some of the stops along that journey have established yardsticks for victories and championships virtually unmatched in NFL history:

- Shula is pro football's winningest active coach with a 318-151-6 overall mark (.676 winning percentage)

- Shula is second only to the immortal George Halas (324) on the all-time NFL coaching win list, and on September 22, 1991 in a 16-13 win over the Green Bay Packers he became only the second coach in the history of the NFL to record 300 career wins
- On December 27, 1992 in a 16-13 win over the Patriots, Shula became the second coach in NFL history to register 300 regular season wins, reaching that total in his 30th season as a head coach
- Shula is the only coach to guide a team through an undefeated season (17-0 in 1972)
- Shula has appeared in more Super Bowls (six) than any coach
- Shula is one of only two coaches (along with Buffalo's Marv Levy) to reach the Super Bowl three straight seasons (1971-73)
- Since 1970, Shula has led the Dolphins to the best regular season winning percentage (.669) of any team in professional sports.
- Shula and Halas are the only coaches in NFL history to make playoff appearances in four different decades
- Shula is the youngest coach to win 100 games
- Shula is the youngest coach to win 200 games
- Shula is the youngest coach to win 300 games
- Shula's career winning percentage (.676) is the best among the NFL's all-time top-10 coaches
- Since joining the Dolphins in 1970, Shula has a 60-17 (.779) record against the NFC, including a 33-4 record at home (23-4 in the Orange Bowl and 10-0 at Joe Robbie Stadium). That also is the best inter-conference record by any NFL team since the 1970 merger
- Shula is the only coach to present two players for induction into the Pro Football Hall of Fame in the same year (Larry Csonka and Jim Langer, 1987), and has made four overall presentations (Bob Griese, 1990, Larry Little, 1993).

Shula has become to coaching what his unbeaten 1972 Miami Dolphins are to team accomplishment: the standard of excellence by which all others are measured. He was voted Coach of the Decade for the 1970s by the Pro Football Hall of Fame's 25-member selection committee, and his Dolphins reached the playoffs five more times in the 1980s.

His "ultimate" achievement was the NFL's only unbeaten, untied record of 17-0 in 1972 in only the third season of Shula's transformation of the Dolphins from a struggling American Football League franchise to an NFL power. His incredible two-year record of 32-2, including Super Bowl conquests in 1972 and 1973, probably never will be surpassed.

Maybe because Shula never regarded an unbeaten season as impossible, the feat became a reality.

With teams in Baltimore and Miami, Shula has built six unbeaten streaks of 10 or more games, and no other coach has more than two 10-game streaks. His .661 winning mark in 23 seasons in Miami (245-125-2) parallels his .728 percent success in Baltimore (73-26-4) from 1963 to 1969.

The Dolphins have either won or shared first place in the AFC East 14 times in the 23 years under Shula, and have reached the playoffs 14 times. His Dolphins were almost invincible at the Orange Bowl with an 111-26-1 record (.808), including an NFL-record 31-game winning streak at home from 1971 to 1974. A remarkable 20 times in 30 seasons, Shula's teams have won at least 10 games.

Shula, 63, has made a mark on the game as an innovator of defensive complexities and situational substitutions (including the use of the "no-huddle" offense as far back as 1984, culminating with Super Bowl XIX that season), and he has a reputation as a great motivator. Certainly, other coaches can develop brilliant strategy and exhort their players to perform at peak. But Shula seems to surpass others in his skill as a teacher.

"The important thing is not what Don Shula knows or what any of my assistant coaches know," Shula says. "The important thing is what we can transmit to the people we're responsible for. They're going to be tested on Sunday afternoon, and the fact that we win on Sunday

afternoon indicates that we're getting through to them. That's what coaching is - the ability to transmit information."

Twice with the Dolphins, in 1970 and 1977, Shula has deployed five rookies in the starting defense and won 10 of 14 games each season. And for those exigencies brought on by injuries to his starting quarterback, Shula has more solutions. Backup quarterbacks for the Dolphins have a 27-7-1 record under Shula since 1970.

He cultivates a winning attitude in preseason success which reads 101-45-4 (.687), including 32-4-1 at Baltimore and 69-41-3 at Miami.

He had been the youngest head coach, 33, in NFL history when the Colts picked him in 1963 after Shula's three years as defensive coordinator of the Detroit Lions. In the old NFL, the Colts reached the title game in 1964 and 1968 after 12-2 and 13-1 campaigns, and the 1967 Colts posted an 11-1-2 record. Those three powerhouse teams averaged almost 30 points per game offensively.

Shula's resourcefulness is best documented in 1965 when injuries sidelined Colt quarterbacks John Unitas and Gary Cuozzo, and halfback Tom Matte wore the "playbook" on his wristband and directed a 20-17 upset at Los Angeles.

Shula transformed a 3-10-1 Dolphin team into a playoff qualifier his first season in Miami and laid the foundation for a perennial contender. In 1971, the Dolphins won their first of four consecutive AFC East titles, and on Christmas Day in Kansas City, the NFL's longest game (82 minutes, 40 seconds) ended with Garo Yepremian's winning 37-yard field goal in the second overtime. A week later, the Dolphins stymied the Unitas-led Colts 21-0 on the same Orange Bowl field where Baltimore had won Super Bowl V the previous January.

Dethroning the Colts launched the Dolphins to three consecutive AFC championships - a feat unequalled in either conference since the 1970 merger until the Bills won their third straight AFC title last year. But a disappointing 24-3 loss to the Dallas Cowboys in Super Bowl VI filled Shula and his players with greater drive, and in 1972 the Dolphins attracted headlines as the "Greatest Team Ever."

Shula had claimed 38-year-old Earl Morrall from the waiver list in April of 1972, recalling Morrall's leadership of the 1968 Colts. When quarterback Bob Griese suffered a broken ankle in the fifth game, Morrall took charge for 11 straight victories. The Dolphins rewrote the NFL rushing record (2,960 yards), and with a regular-season record of 105-30-5, Shula became the first NFL coach to win 100 games in his first decade. Later in his career, he was to accomplish the even more impressive feat of winning 200 games in his first 20 seasons as an NFL boss, and in 1991 he became only the second coach in NFL history (along with George Halas) to win 300 games, reaching that total in his 29th season.

Surprisingly, the unbeaten Dolphins were three-point underdogs to the Washington Redskins in Super Bowl VII. Shula elected to go with a healthy Griese, and the Dolphins dominated the Redskins 14-7 for the coach's first NFL crown.

No less impressive were the 1973 Dolphins, losing only twice in 17 games. The Dolphins set a modern NFL record by allowing only 1,290 yards passing and only five touchdown passes, and they overwhelmed three playoff opponents, 85-33, including a 24-7 rout of the Minnesota Vikings in Super Bowl VIII.

Another three-game surge in the playoffs, this time a 76-26 blitz, earned the AFC Championship in the strike-shortened 1982 season and landed the Dolphins in Super Bowl XVII. Miami held a four-point lead in the fourth quarter before Washington broke a long touchdown run that sparked a 27-17 Redskin victory.

Shula led the Dolphins to yet another Super Bowl, his fifth with Miami and his sixth overall, following the 1984 season when the Dolphins went 14-2, but they fell to San Francisco 38-16 in Super Bowl XIX.

Donald Francis Shula was born January 4, 1930, in Grand River, Ohio, and was raised in Painesville, Ohio. He was a running back at John Carroll University in Cleveland, and in 1950 he gained 125 yards when the Blue Streaks upset Syracuse, 21-15.

Shula was the lone rookie on coach Paul Brown's defending NFL champion Cleveland Browns in 1951 (until Shula's college teammate Carl Taseff joined the Browns at mid-season). Shula and Taseff were involved in the largest trade in modern NFL history, a 15-player deal

with Baltimore in 1953, and Shula played four seasons with the Colts (1953-56) and one season at Washington (1957) at right cornerback. He had 21 career interceptions for 247 yards in seven seasons.

Shula entered the coaching ranks with an assistant's job at Virginia (1958) and Kentucky (1959), and he joined the NFL's Detroit Lions in 1960 under coach George Wilson - a man he later replaced in Miami. The Lions posted a 26-13-1 record with Shula as the defensive coordinator.

In 1963, Shula succeeded Weeb Ewbank as head coach at Baltimore, and in the 30 seasons which have followed he has reached the NFL's championship game seven times with two victories.

Today, he takes an active role in NFL leadership, serving since 1975 on the select NFL Competition Committee which evaluates and recommends changes in playing rules as well as regulations designed to improve the safety of playing conditions.

Shula has given considerable time, plus financial and emotional support, to several area charities. The Don Shula Foundation, formed primarily to assist breast cancer research, was established as a tribute to his late wife, Dorothy. As part of his Foundation activities, he organized the Shula Celebrity Classic, an annual event that raises thousands of dollars for that research. The Don Shula Scholarship was created in 1978 and has awarded scholarships to needy scholar-athletes at several Florida colleges. He also funds scholarships in the sports administration program at St. Thomas University, the former location of the Dolphins' training complex. Shula also has been active in the American Cancer Society, March of Dimes, American Red Cross, United Way (currently serving as the Dolphins' spokesman for that charity's national fund-raising efforts) and Catholic Charities.

A member of the Class of 1951 at John Carroll, Shula helps to sponsor an academic chair of studies in his name at his alma mater. The chair, funded at \$1 million through major private gifts added to Shula's own commitment, is in the University's Department of Philosophy.

Shula has drawn rave reviews for his work for three years as a studio analyst during the AFC playoffs for NBC's NFL Live. He also has provided color commentary on the Super Bowl in 1987, 1988, and 1990 for British TV, and he was a member of the NBC broadcast team for Super Bowl XXIII in 1989. On Jan. 17, 1987, Shula and his Dolphin staff (including son David, the team's assistant head coach) coached the winning South squad in the Senior Bowl in Mobile, Ala. One of his quarterbacks in that game was son Mike, then a QB from the University of Alabama.

Shula especially values his family life and his Catholic faith. He was married to the former Dorothy Bartish for over 32 years before she passed away in 1991, and she was as visible as her husband in the South Florida community by her involvement in so many civic and charitable activities. They raised five children - two boys and three girls.

Oldest son David, 34, and his wife Leslie have three sons, Danny, Christopher and Matthew. David joined the Dolphin coaching staff late in the 1982 season, and in 1989 was named assistant head coach for the Dallas Cowboys. He spent two years in Dallas before joining the Cincinnati Bengals as receivers coach prior to the 1991 season and in 1992 was named as the Bengals' head coach. He starred collegiately at Dartmouth, where he set all of the pass receiving records for the Big Green. After earning his degree in history, David played for a season with the Baltimore Colts.

Mike, 28, a former all-state quarterback at Columbus High School in Miami, enjoyed an outstanding career as signal caller for the Crimson Tide of Alabama. Mike, who graduated with a degree in labor management, went to play one season with the Tampa Bay Bucs and spent three years on that team's coaching staff, including quarterback coach in 1990 before joining the Dolphins as a coaches assistant in 1991. He was named as tight ends coach of the Bears prior to the 1993 season.

The Shula's oldest daughter, Donna, has two children, Alex and Lindsey. Another daughter, Sharon, graduated from the University of Miami and Florida State's College of Law. Youngest daughter, Annie, graduated from St. Thomas University and is a teacher at Sabal Palm Elementary School in North Miami Beach.

SHULA'S 30-YEAR RECORD

YEAR	TEAM	W	L	T	PCT.	FINISH
1963	Baltimore	8	6	0	.571	3rd, NFL West Conf.
1964*	Baltimore	12	2	0	.857	1st, NFL West Conf.
1965	Baltimore	10	3	1	.750	T-1st, NFL West Conf.
1966	Baltimore	9	5	0	.643	2nd, NFL West Conf.
1967	Baltimore	11	1	2	.857	T-1st, NFL Coastal
1968*	Baltimore	13	1	0	.929	1st, NFL Coastal
1969	Baltimore	8	5	1	.607	2nd, NFL Coastal
1970	Miami	10	4	0	.714	2nd, AFC East
1971*	Miami	10	3	1	.750	1st, AFC East
1972**	Miami	14	0	0	1.000	1st, AFC East
1973**	Miami	12	2	0	.857	1st, AFC East
1974	Miami	11	3	0	.786	1st, AFC East
1975	Miami	10	4	0	.714	T-1st, AFC East
1976	Miami	6	8	0	.429	3rd, AFC East
1977	Miami	10	4	0	.714	T-1st, AFC East
1978	Miami	11	5	0	.688	T-1st, AFC East
1979	Miami	10	6	0	.625	1st, AFC East
1980	Miami	8	8	0	.500	3rd, AFC East
1981	Miami	11	4	1	.719	1st, AFC East
1982*	Miami	7	2	0	.777	1st, AFC East
1983	Miami	12	4	0	.750	1st, AFC East
1984*	Miami	14	2	0	.875	1st, AFC East
1985	Miami	12	4	0	.750	1st, AFC East
1986	Miami	8	8	0	.500	3rd, AFC East
1987	Miami	8	7	0	.533	T-2nd, AFC East
1988	Miami	6	10	0	.375	5th, AFC East
1989	Miami	8	8	0	.500	T-2nd, AFC East
1990	Miami	12	4	0	.750	2nd, AFC East
1991	Miami	8	8	0	.500	T-2nd, AFC East
1992	Miami	11	5	0	.688	1st, AFC East

*NFL runner-up **NFL Champion

	REGULAR SEASON				ALL GAMES			
	W	L	T	PCT.	W	L	T	PCT.
Baltimore Totals	71	23	4	.745	73	26	4	.728
Miami Totals	229	113	2	.669	245	125	2	.661
30-YEAR TOTALS	300	136	6	.686	318	151	6	.676

SHULA VS. THE NFL

TEAM	Miami Regular Season			Miami Playoff			Baltimore Regular Season			Baltimore Playoff			Totals		
	W	L	T	W	L	T	W	L	T	W	L	T	W	L	T
Atlanta	5	1	0	0	0	0	7	0	0	0	0	12	1	0	
Buffalo	33	13	0	0	2	0	0	0	0	0	0	33	15	0	
Chicago	5	1	0	0	0	0	7	4	0	0	0	12	5	0	
Cincinnati	8	1	0	1	0	0	0	0	0	0	0	9	1	0	
Cleveland	5	4	0	2	0	0	0	1	0	1	1	8	6	0	
Dallas	5	1	0	0	1	1	1	0	0	0	0	6	3	0	
Denver	2	0	1	0	0	0	0	0	0	0	0	2	0	1	
Detroit	2	2	0	0	0	0	7	2	2	0	0	9	4	2	
Green Bay	7	0	0	0	0	0	5	6	0	0	1	12	7	0	
Houston	8	6	0	0	1	0	0	0	0	0	0	8	7	0	
Ind./Balt.	32	14	0	1	0	0	0	0	0	0	0	33	14	0	
Kansas City	6	4	0	2	0	0	0	0	0	0	0	8	4	0	
L.A. Raiders	4	9	0	1	2	0	0	0	0	0	0	5	11	0	
L.A. Rams	5	1	0	0	0	0	9	4	1	0	0	14	5	1	
Minnesota	4	1	0	1	0	0	8	2	1	1	0	14	3	1	
New England	28	17	0	1	1	0	0	0	0	0	0	29	18	0	
New Orleans	4	2	0	0	0	0	2	0	0	0	0	6	2	0	
N.Y. Giants	1	1	0	0	0	1	1	0	0	0	0	2	2	0	
N.Y. Jets	27	18	1	1	0	0	0	0	0	1	28	19	1		
Philadelphia	5	2	0	0	0	3	0	0	0	0	0	8	2	0	
Phx./St. Louis	6	0	0	0	0	2	0	0	0	0	0	8	0	0	
Pittsburgh	7	4	0	2	1	1	0	0	0	0	0	10	5	0	
San Diego	4	5	0	2	1	0	0	0	0	0	0	6	6	0	
San Francisco	4	2	0	0	1	12	2	0	0	0	0	16	5	0	
Seattle	4	1	0	1	1	0	0	0	0	0	0	5	2	0	
Tampa Bay	4	1	0	0	0	0	0	0	0	0	0	4	1	0	
Washington	4	2	0	1	1	6	0	0	0	0	0	11	3	0	
TOTALS	229	113	2	16	12	71	23	4	2	3	318	151	6		

10

NFL ACTIVE COACHES

(based on career wins)

COACH	YEARS	TEAMS	REGULAR SEASON				CAREER			
			W	L	T	PCT.	W	L	T	PCT.
DON SHULA	30	COLTS, DOLPHINS	300	136	6	.685	318	151	6	.676
Chuck Knox	20	Rams, Bills, Seahawks	177	124	1	.588	184	135	1	.577
Dan Reeves	12	Broncos, Giants	110	73	1	.601	117	79	1	.596
Marv Levy	12	Chiefs, Bills	98	77	0	.560	106	82	0	.564
Tom Flores	10	Raiders, Seahawks	85	67	0	.559	93	70	0	.571
M. Schottenheimer	9	Browns, Chiefs	83	51	1	.619	86	58	1	.597
Bill Parcells	8	Giants, Patriots	77	49	1	.610	85	52	1	.620
Jack Pardee	9	Bears, Redskins	74	64	0	.546	75	68	0	.524
Jim Mora	7	Saints	69	42	0	.622	69	46	0	.600
Sam Wyche	9	Bengals, Buccaneers	66	77	0	.462	69	79	0	.466
Jerry Glanville	8	Oilers, Falcons	54	59	0	.478	57	63	0	.475
George Seifert	4	49ers	52	12	0	.813	57	14	0	.803
Ted Marchibroda	6	Colts	50	40	0	.556	50	43	0	.538
Art Shell	4	Raiders	35	25	0	.583	36	27	0	.571
Jimmy Johnson	4	Cowboys	32	32	0	.500	36	33	0	.522
Wayne Fontes	5	Lions	32	37	0	.464	33	38	0	.465
Bruce Coslet	3	Jets	18	30	0	.375	18	31	0	.367
Rich Kotite	2	Eagles	21	11	0	.656	22	12	0	.647
Bill Belichick	2	Browns	13	19	0	.406	13	19	0	.406
Joe Bugel	3	Cardinals	13	35	0	.271	13	35	0	.271
Bobby Ross	1	Chargers	11	5	0	.688	12	6	0	.667
Bill Cowher	1	Steelers	11	5	0	.688	11	6	0	.647
Dennis Green	1	Vikings	11	5	0	.688	11	6	0	.647
Mike Holmgren	1	Packers	9	7	0	.563	9	7	0	.563
David Shula	1	Bengals	5	11	0	.313	5	11	0	.313
Wade Phillips	2	Saints, Broncos	1	3	0	.250	1	3	0	.250
Richie Petitbon	0	Redskins	0	0	0	.000	0	0	0	.000
Dave Wannstedt	0	Bears	0	0	0	.000	0	0	0	.000

NFL'S TOP 20 COACHES

(based on career wins, start of 1992 season)

COACH	YEARS	TEAMS	REGULAR SEASON				CAREER			
			W	L	T	PCT.	W	L	T	PCT.
George Halas	40	Bears	318	148	31	.671	324	151	31	.671
DON SHULA	30	COLTS, DOLPHINS	300	136	6	.685	318	151	6	.676
Tom Landry	29	Cowboys	250	162	6	.605	270	178	6	.601
Curley Lambeau	33	Packers, Cardinals	226	132	22	.623	229	134	22	.623
Chuck Noll	23	Steelers	193	148	1	.563	209	156	1	.572
Chuck Knox	20	Rams, Bills, Seahawks	177	124	1	.588	184	135	1	.577
Paul Brown	21	Browns, Bengals	166	100	6	.621	170	108	6	.609
Bud Grant	18	Vikings	158	96	5	.620	168	108	5	.607
Steve Owen	23	Giants	151	100	17	.595	153	108	17	.581
Joe Gibbs	12	Redskins	124	60	0	.674	140	65	0	.683
Hank Stram	17	Chiefs, Saints	131	97	10	.571	136	100	10	.573
Weeb Ewbank	20	Colts, Jets	130	129	7	.502	134	130	7	.507
Sid Gillman	18	Rams, Chargers, Oilers	122	99	7	.550	123	104	7	.541
George Allen	12	Rams, Redskins	116	47	5	.705	118	54	5	.681
Dan Reeves	12	Broncos, Giants	110	73	1	.601	117	79	1	.596
Don Coryell	14	Cardinals, Chargers	111	83	1	.572	114	89	1	.569
John Madden	10	Raiders	103	32	7	.750	112	39	7	.731
Mike Ditka	11	Bears	106	62	0	.631	112	68	0	.622
Buddy Parker	15	Cardinals, Lions, Packers	104	75	9	.577	107	76	9	.581
Marv Levy	12	Chiefs, Bills	98	77	0	.560	106	82	0	.564

11

SHULA VS. ALL FOOTBALL COACHES

Miami Dolphins Head Coach Don Shula's overall career total of 318 victories ranks third among all-time coaches in the history of professional and major college football. Totals include regular season and playoff games (pro) and Division I and bowl games (college). Shula is the winningest active coach and ranks second all-time among professional football head coaches.

During the 1992 season, Shula reached his career total of 318 wins which moved him past Glenn "Pop" Warner (313 wins) and Amos Alonzo Stagg (314) as Shula jumped from fifth to third place among all-time coaches in the history of professional and major college football.

NAME	PRO/ COLLEGE	YEARS	WINS	LOSSES	TIES	PCT.
1. George Halas	Pro	40	324	151	31	.671
2. Paul "Bear" Bryant	College	38	323	85	17	.780
3. DON SHULA	PRO	30	318	151	6	.676
4. Amos Alonzo Stagg	College	57	314	199	35	.605
5. Glenn "Pop" Warner	College	44	313	106	32	.729
6. Tom Landry	Pro	29	270	178	6	.601
7. Joe Paterno	College	26	247	67	3	.784
8. Woody Hayes	College	33	238	72	10	.759
9. Bo Schembechler	College	27	234	64	8	.778
10. Curley Lambeau	Pro	33	229	134	22	.623

SHULA VS. ACTIVE FOOTBALL COACHES

Miami Dolphins Head Coach Don Shula is the winningest active football coach with a career total of 318 victories. His total is the most of all active coaches in both professional and college football. Totals include regular season and playoff games (pro) and Division I and bowl games (college).

NAME	PRO/ COLLEGE	YEARS	WINS	LOSSES	TIES	PCT.
1. DON SHULA	PRO	30	318	151	6	.676
2. Joe Paterno	College	26	247	67	3	.784
3. Bobby Bowden	College	27	227	77	3	.744
5. Tom Osborne	College	20	195	46	3	.805
4. Hayden Frye	College	31	194	146	9	.567
6. LaVell Edwards	College	21	191	66	3	.738
8. Lou Holtz	College/Pro	24	185	93	6	.683
7. Chuck Knox	Pro	20	184	135	1	.577
9. Jim Sweeney	College	28	178	128	3	.579
10. Don James	College	22	176	77	3	.691



DOLPHIN FACT

Of the 28 playoff games in the history of the Dolphins, Miami has led at the half on 14 occasions and in those 14 games, the Dolphins are 12-2. In all playoff games, Miami is 16-12.

SHULA VS. NFL COACHES

Over the course of Don Shula's 30-year career as a head coach in the National Football League, he has coached against 122 different NFL head coaches in regular season action and also coached against co-coaches Hank Bullough and Ron Earhardt of the New England Patriots in 1978. Shula has recorded at least one win in his battles against 115 of the 123 coaches or co-coaches that he has coached against. In addition, Shula either leads or is tied in the lifetime regular season series with 106 of the 123 coaches he has faced.

REGULAR SEASON (Active NFL coaches are in Bold)

George Allen	4-4-1	Mike Holmgren	0-0	Jim Ringo	3-0
Neill Armstrong	1-0	Bob Holloway	1-0	J.D. Roberts	1-0
Bill Austin	1-0	Lou Holtz	2-0	John Robinson	2-0
Bill Belichick	1-0	Lindy Infante	3-0	Darryl Rogers	0-1
Phil Bengston	2-0	Bill Johnson	1-0	Bobby Ross	0-0
Leeman Bennett	2-0	Jimmy Johnson	1-0	Clive Rush	0-1
Raymond Berry	3-7	Chuck Knox	10-4	Rod Rust	2-0
Ed Biles	1-0	Rick Kottite	0-0	Sam Rutigliano	0-2
Paul Brown	2-0	Frank Kush	6-0	Buddy Ryan	2-0
Joe Bugel	1-0	Joe Kuharch	2-0	Lou Saban	9-0-1
Hank Bullough	3-0	Tom Landry	5-2	John Sandusky	2-0
Jerry Burns	1-0	Wally Lemm	2-0	Al Saunders	1-0
Hugh Campbell	1-1	Marv Levy	4-10	Joe Schmidt	2-0-1
Marron Campbell	1-0	Vince Lombardi	4-6	H. Schnellenberger	1-1
Bud Carson	1-0	John Mackovic	2-0	M. Schottenheimer	1-4
Jack Christiansen	10-0	Dick MacPherson	4-0	George Seifert	0-1
Monte Clark	1-0	John Madden	2-2	Mike Shanahan	1-0
Blanton Collier	0-2	Ray Malavasi	1-0	Art Shell	1-1
Don Coryell	1-3	Ted Marchibroda	6-6	Allie Sherman	1-1
Bruce Coslet	3-3	John Mazur	3-1	Jim Shofner	1-0
Bill Cowher	0-0	Don McCafferty	3-2	David Shula	0-0
Dan Devine	1-0	Mike McCormick	4-1	Nick Skorich	1-0
Mike Ditka	2-1	John McKay	1-1	Dick Stanfel	1-0
Jim Dooley	3-0	Bill McPeak	3-0	Bart Starr	2-0
Rod Dowhower	4-0	Ken Meyer	1-0	Kay Stephenson	3-1
Ron Erhardt	4-2	Ron Meyer	8-6	Hank Stram	2-0
Weeb Ewbank	7-1	Walt Michaels	4-7-1	Chuck Studley	1-0
Chuck Fairbanks	7-5	Jim Mora	1-1	Harland Svare	5-1
Tom Fears	2-0	Dick Nolan	4-2	Joe Thomas	2-0
Tom Flores	1-6	Chuck Noll	7-4	Norm Van Brocklin	12-1
Wayne Fontes	0-1	John North	1-0	Rick Venturi	1-0
Frank Gansz	1-0	Bill Parcells	0-1	Dick Vermeil	1-1
Joe Gibbs	3-1	Jack Pardee	3-1	Bill Walsh	2-1
Harry Gilmer	2-1-1	Jack Patera	2-0	Joe Walton	8-6
Jerry Glanville	2-1	Ray Perkins	1-0	Dave Wannstedt	0-0
Otto Graham	2-0	Bill Peterson	1-0	Alex Webster	1-0
Bud Grant	5-2-1	Richie Petitbon	0-0	Paul Wiggin	0-1
Dennis Green	0-0	"Bum" Phillips	1-4	Bill Wilkinson	1-0
Forrest Gregg	3-0	Wade Phillips	0-0	Jerry Williams	1-1
George Halas	5-4	Tommy Prothro	3-1	Richard Williamson	1-0
Jim Hanifan	2-0	John Ralston	1-0	George Wilson	3-1
Norb Hecker	4-0	John Rauch	2-0	Charley Winner	4-1
Dan Henning	1-2	Dan Reeves	1-0	Sam Wyche	3-0
Red Hickey	1-0	Homer Rice	1-0		

Hank Bullough/Ron Erhardt... 1-0

PLAYOFFS

George Allen	1-0	Chuck Knox	1-1	Chuck Noll	2-1
Raymond Berry	0-1	Tom Landry	0-1	"Bum" Phillips	0-1
Paul Brown	1-0	Marv Levy	0-2	Bobby Ross	1-0
Blanton Collier	1-1	Vince Lombardi	0-1	M. Schottenheimer	2-0
Don Coryell	1-1	John Madden	1-2	Nick Skorich	1-0
Weeb Ewbank	0-1	Don McCafferty	1-0	Hank Stram	1-0
Joe Gibbs	0-1	Walt Michaels	1-0	Bill Walsh	0-1
Bud Grant	2-0	Ron Meyer	1-0		

CURRENT NFL HEAD COACHES IN 1963

Don Shula has been a head coach in the National Football League since 1963 when he was named as head coach of the Baltimore Colts. In 1963, one of the NFL's 28 current head coaches was four years old and yet to enter school (Cincinnati's David Shula), one was in second grade (Pittsburgh's Bill Cowher), one was in fifth grade (Chicago's Dave Wannstedt), one was in sixth grade (Cleveland's Bill Belichick) and five were in high school (N.Y. Jets' Bruce Coslet, Minnesota's Dennis Green, Green Bay's Mike Holmgren, Denver's Wade Phillips and the L.A. Raiders' Art Shell). Below is a chart of the NFL's current head coaches in 1963.

Bill Belichick (Browns) – Sixth grader at Phillips Academy in Andover, MA
Joe Bugel (Cardinals) – Senior guard at Western Kentucky Univ.
Bruce Coslet (Jets) – High school sophomore at Joint H.S. in Oakdale, CA
Bill Cowher (Steelers) – Second grader at Orange Wood School in Beechwood, PA
Tom Flores (Seahawks) – Quarterback with the AFL's Oakland Raiders
Wayne Fontes (Lions) – Defensive back with AFL's New York Jets
Jerry Glanville (Falcons) – Senior linebacker at Northern Michigan Univ.
Dennis Green (Vikings) – High school freshman at John Harris H.S. in Harrisburg, PA
Mike Holmgren (Packers) – High school sophomore at Lincoln H.S. in San Francisco, CA
Jimmy Johnson (Cowboys) – Junior defensive lineman at Univ. of Arkansas
Chuck Knox (Rams) – Assistant coach with the AFL's N.Y. Jets
Rich Kotite (Eagles) – Freshman boxer at the Univ. of Miami
Marv Levy (Bills) – Head Coach at Univ. of California
Bill Parcells (Patriots) – Senior linebacker at Wichita State
Richie Petitbon (Redskins) – Defensive back with NFL's Chicago Bears
Wade Phillips (Broncos) – High school junior at Portes Neches-Groves High School in Orange, TX
Ted Marchibroda (Colts) – Assistant coach with the NFL's Washington Redskins
Jim Mora (Saints) – Assistant coach at Occidental College
Jack Pardee (Oilers) – Linebacker with the NFL's L.A. Rams
Dan Reeves (Giants) – Junior quarterback at Univ. of South Carolina
Bobby Ross (Chargers) – Head coach at Colonial Hights H.S. in Colonial Hights, VA
Marty Schottenheimer (Chiefs) – Junior linebacker at Univ. of Pittsburgh
George Seifert (49ers) – Serving six month tour of duty with the U.S. Army
Art Shell (Raiders) – High school sophomore at Bonds-Wilson H.S. in North Charleston, SC
David Shula (Bengals) – Four years old and living in Baltimore, MD
Dave Wannstedt (Bears) – Fifth grader and living in Pittsburgh, PA
Sam Wyche (Buccaneers) – Sophomore quarterback at Furman Univ.

SHULA IS COACH TO COACHES

Over the course of Don Shula's 30 years as a head coach in the National Football League, nine of his assistant coaches have gone on to earn opportunities as NFL head coaches.

NAME	YEARS AS SHULA ASSISTANT	YEARS AND TEAMS AS HEAD COACH
Bill Arnsparger	1964-69; 1970-73; 1976-83	N.Y. Giants, 1974-76
Monte Clark	1970-75	San Francisco, 1976 Detroit, 1978-84
Dan Henning	1979-80	Atlanta, 1983-86 San Diego, 1989-91
Don McCafferty	1963-69	Baltimore, 1970-72 Detroit, 1973 Pittsburgh, 1969-91
Chuck Noll	1966-67	Baltimore, 1972
John Sandusky	1963-69; 1976-current	Baltimore, 1973-74
Howard Schnellenberger	1970-72; 1975-78	Cincinnati, 1992-current
David Shula	1982-88	St. Louis, 1966-70
Charley Winner	1963-65	N.Y. Jets, 1974-75

14

SHULA IS COACH TO HALL OF FAMERS

With this year's induction of offensive guard Larry Little into the Pro Football Hall of Fame, Miami Dolphins Head Coach Don Shula now has 12 of his former players enshrined in the Hall. In the Hall are five Dolphin players (Larry Csonka, Bob Griese, Jim Langer, Little and Paul Warfield) and seven Colt players (Raymond Berry, Ted Hendricks, tight end John Mackey, Gino Marchetti, Lenny Moore, Jim Parker and Johnny Unitas) who played under Shula. Shula's total of 12 Hall of Fame enshrinees is the most by any active NFL head coach. The L.A. Rams' Chuck Knox and Seattle's Tom Flores are second among active coaches with three former players enshrined in Canton, Ohio.

In addition, Shula is the only coach to present two players for induction into the Hall in the same year (Larry Csonka and Jim Langer, 1987), and has made four overall presentations (Bob Griese, 1990), and Larry Little (1993).

NAME	POS.	YEARS WITH SHULA	TEAM	YEAR INDUCTED
Raymond Berry	End	1963-67	Colts	1973
Larry Csonka	RB	1970-74, 1979	Dolphins	1987
Bob Griese	QB	1970-80	Dolphins	1990
Ted Hendricks	LB	1969	Colts	1990
Jim Langer	C	1970-79	Dolphins	1987
Larry Little	G	1970-80	Dolphins	1993
John Mackey	TE	1963-69	Colts	1992
Gino Marchetti	DE	1963-64, 1966	Colts	1972
Lenny Moore	Back	1963-67	Colts	1975
Jim Parker	G/T	1963-67	Colts	1973
Johnny Unitas	QB	1963-69	Colts	1979
Paul Warfield	WR	1970-74	Dolphins	1983

SHULA'S RECORD VS. THAT OF THE NFL

Miami Dolphins Head Coach Don Shula has individually amassed more victories (318) in his 30-year career as an NFL head coach than have 17 of the current 28 NFL teams in their history — including the Miami Dolphins who have recorded 260 wins since the club gained entrance into the American Football League in 1966.

TEAM/NAME	FIRST SEASON IN LEAGUE	WINS	LOSSES	TIES	PCT.
DON SHULA	1963	318	151	6	.676
L.A./Oak. Raiders	1960	314	193	11	.617
Dallas Cowboys	1960	306	211	6	.591
Ind./Balt. Colts	1953	285	290	7	.496
Minnesota Vikings	1961	266	224	9	.542
Miami Dolphins	1966	260	164	4	.612
Kansas City Chiefs	1960	250	235	12	.515
San Diego Chargers	1960	242	245	11	.487
Denver Broncos	1960	241	251	10	.490
Buffalo Bills	1960	233	264	8	.469
Houston Oilers	1960	231	268	6	.463
New England Patriots	1960	220	265	9	.454
New York Jets	1960	218	269	8	.448
Cincinnati Bengals	1968	184	199	1	.480
New Orleans Saints	1967	152	233	5	.391
Atlanta Falcons	1966	152	249	5	.381
Seattle Seahawks	1976	124	143	0	.464
Tampa Bay Buccaneers	1976	77	186	1	.294

15

SHULA'S MILESTONES

Don Shula, the NFL's winningest active coach, surpassed the 300-win plateau as a head coach in the National Football League. Shula comes into the 1993 season with a career record of 318-151-6 (.676) and in 1991 joined George Halas (325 wins) as the only NFL coaches with 300 or more career wins. Shula accomplished his milestone 300th career win with a 16-13 triumph over the Green Bay Packers on September 22, 1991. Shula won the 300th regular-season game of his coaching career with a 16-13 overtime win at New England on December 27, 1992.

Shula added another historic career milestone in Miami's 30-7 win over the Buffalo Bills on September 16, 1990, as he recorded his 200th regular season victory since joining the Dolphins in 1970. Shula joins Hall of Fame coaches Curley Lambeau (Green Bay), George Halas (Chicago) and Tom Landry (Dallas) as the only NFL coaches to earn 200 or more regular season wins with one NFL club.

CAREER NFL WINS

CAREER WIN NO.	OPPONENT	SCORE	DATE	OPPOSING HEAD COACH
1	San Francisco	20-14	9/22/63	Red Hickey
50	New Orleans	30-10	12/10/67	Tom Fears
100	San Diego	24-10	10/15/72	Harland Svare
150	N.Y. Jets	16-0	9/26/76	Lou Holtz
200	New England	30-27 (OT)	11/8/81	Ron Erhardt
250	Buffalo	23-14	11/24/85	Hank Bullough
300	Green Bay	16-13	9/22/91	Lindy Infante

REGULAR-SEASON NFL WINS

REGULAR SEASON VICTORY NO.	OPPONENT	SCORE	DATE	OPPOSING HEAD COACH
1	San Francisco	20-14	9/22/63	Red Hickey
50	New Orleans	30-10	12/10/67	Tom Fears
100	New England	52-0	11/12/72	Phil Bengtson
150	at N.Y. Jets	14-10	11/6/77	Walt Michaels
200	Buffalo	27-10	12/27/82	Chuck Knox
250	Pittsburgh	35-24	11/1/87	Chuck Noll
300	at New England	16-13(OT)	12/27/92	Dick MacPherson

REGULAR-SEASON WINS WITH DOLPHINS

REGULAR SEASON VICTORY NO.	OPPONENT	SCORE	DATE	OPPOSING HEAD COACH
1	at Houston	20-10	9/27/70	Wally Lemm
50	Kansas City	9-3	10/20/74	Hank Stram
100	Green Bay	27-7	10/28/79	Bart Starr
150	at New England	44-24	10/21/84	Ron Meyer
200	Buffalo	30-7	9/16/90	Marv Levy

CAREER GAMES AS NFL COACH

REGULAR-SEASON GAME NO.	OPPONENT	SCORE	DATE	OPPOSING HEAD COACH
1	New York Giants	28-37	9/15/63	Allie Sherman
50	Washington Redskins	37-10	11/6/66	Otto Graham
100	at Houston Oilers	20-10	9/27/70	Wally Lemm
150	Kansas City Chiefs	9-3	10/20/74	Hank Stram
200	Buffalo Bills	31-14	12/17/77	Jim Ringo
250	Pittsburgh Steelers	30-10	9/10/81	Chuck Noll
300	at San Diego Chargers	28-34	11/18/84	Don Coryll
350	at Philadelphia Eagles	28-10	12/13/87	Buddy Ryan
400	New England Patriots	17-10	10/18/90	Rod Rust

CAREER RECORD PER 100 GAMES

	WINS	LOSSES	TIES	PCT.
First	100	72	24	4 .740
Second	100	75	24	1 .755
Third	100	67	32	1 .675
Fourth	100	60	40	0 .600

16

SHULA BY THE DECADE

Don Shula, the NFL's winningest active coach, is the only coach to rank among the top five winningest coaches (based on regular season winning percentage) in each of the past four decades (including the 1990s). To qualify for the chart, coaches must have coached in a minimum of fifty regular games per decade or each of the three seasons of the 1990s.

— 1960's —

COACH	TEAMS	YEARS COACHED DURING DECADE	RECORD	PCT
Vince Lombardi	Packers, Redskins	1960-67 1969	98-30-6	.754
DON SHULA	COLTS	1963-69	71-23-4	.745
George Allen	Rams	1966-69	40-15-3	.716
Blanton Collier	Browns	1963-69	71-31-2	.695
Hank Stram	Chiefs	1960-69	93-51-5	.639

— 1970's —

COACH	TEAMS	YEARS COACHED DURING DECADE	RECORD	PCT
Tom Landry	Cowboys	1970-79	105-39-0	.729
DON SHULA	DOLPHINS	1970-79	104-39-1	.726
John Madden	Raiders	1970-78	100-38-6	.715
Bud Grant	Vikings	1970-79	99-43-2	.694
Chuck Noll	Steelers	1970-79	99-44-1	.691

— 1980's —

COACH	TEAMS	YEARS COACHED DURING DECADE	RECORD	PCT
Joe Gibbs	Redskins	1981-89	91-45-0	.669
Bill Walsh	49ers	1980-88	90-45-1	.665
Mike Ditka	Bears	1982-89	79-41-0	.658
Dan Reeves	Broncos	1981-89	85-50-1	.629
DON SHULA	DOLPHINS	1980-89	94-57-1	.622

— 1990's —

COACH	TEAMS	YEARS COACHED DURING DECADE	RECORD	PCT
George Seifert	San Francisco	1990-92	38-10-0	.792
Marv Levy	Buffalo	1990-92	37-11-0	.771
Joe Gibbs	Washington	1990-92	33-15-0	.688
DON SHULA	MIAMI	1990-92	31-17-0	.646
Jimmy Johnson	Dallas	1990-92	31-17-0	.646
Jim Mora	New Orleans	1990-92	31-17-0	.646
Marty Schottenheimer	Kansas City	1990-92	31-17-0	.646



17

DOLPHINS ARE BEST

Since the 1970 merger of the National and American Football Leagues, the Miami Dolphins under Don Shula are the winningest team in professional football. The Dolphins have the best regular-season and overall winning percentage of any NFL team during that span.

TEAM	REGULAR SEASON				PLAYOFFS			
	W	L	T	PCT.	W	L	T	PCT.
1. MIAMI	229	113	2	.669	245	125	2	.661
2. Washington	221	122	1	.644	240	132	1	.645
3. L.A. Raiders	217	121	6	.640	234	132	6	.637
4. Dallas	215	129	0	.625	238	142	0	.626
5. San Francisco	202	139	3	.592	219	148	3	.596
6. Pittsburgh	203	140	1	.592	219	149	1	.595
7. Minnesota	201	141	2	.587	212	154	2	.579
8. L.A. Rams	198	142	4	.581	208	156	4	.571
9. Denver	193	145	6	.570	202	154	6	.566
10. Chicago	179	164	1	.522	185	172	1	.518
11. Cincinnati	172	172	0	.500	177	178	0	.499
12. Cleveland	171	170	3	.501	174	179	3	.493
13. Philadelphia	163	175	6	.483	169	183	6	.480
14. N.Y. Giants	158	184	2	.462	167	188	2	.471
15. Seattle	121	139	0	.465	124	143	0	.464
16. Buffalo	157	185	2	.459	166	192	2	.464
17. Kansas City	157	180	7	.467	158	185	7	.449
18. San Diego	151	188	5	.446	155	193	5	.446
19. Houston	152	190	2	.445	159	199	2	.444
20. New England	153	191	0	.445	156	196	0	.443
21. Detroit	150	190	4	.442	151	194	4	.438
22. Phoenix	144	194	6	.427	144	197	6	.424
23. Indianapolis	144	198	2	.422	148	203	2	.422
24. Green Bay	141	195	8	.422	142	197	8	.421
25. N.Y. Jets	144	198	2	.422	147	203	2	.420
26. New Orleans	140	200	4	.413	140	204	4	.408
27. Atlanta	138	202	4	.407	140	206	4	.406
28. Tampa Bay	76	183	1	.294	77	186	1	.294

Since 1970, the Miami Dolphins under Head Coach Don Shula own the best regular-season winning percentage of any team in the four major professional sports. Miami's regular-season record of 229-113-2 (.669) eclipses that of any of the combined 105 teams from the National Football League, Major League Baseball, the National Hockey League and the National Basketball Association.

TEAM	SPORT	W	L	T	PCT.
1. MIAMI DOLPHINS	Football	229	113	2	.669
2. Boston Celtics	Basketball	1242	644	0	.659
3. L.A. Lakers	Basketball	1233	653	0	.654
Montreal Canadiens	Hockey	1065	501	270	.654
5. Washington Redskins	Football	221	122	1	.644
6. Los Angeles Raiders	Football	217	121	6	.640
7. Boston Bruins	Hockey	1040	559	237	.631
8. Dallas Cowboys	Football	215	129	0	.625
9. Philadelphia Flyers	Hockey	953	613	270	.593
10. Pittsburgh Steelers	Football	203	140	1	.592
San Francisco 49ers	Football	202	139	3	.592
12. Milwaukee Bucks	Basketball	1109	777	0	.588
13. Minnesota Vikings	Football	201	141	2	.587
14. Edmonton Oilers	Hockey	583	399	142	.582
15. Los Angeles Rams	Football	198	142	4	.581
16. Denver Broncos	Football	193	145	6	.570
17. Buffalo Sabres	Hockey	866	674	296	.552
18. Phoenix Suns	Basketball	1040	851	0	.551
19. Philadelphia 76ers	Basketball	1036	850	0	.549
20. Calgary Flames	Hockey	790	632	255	.547
21. N.Y. Islanders	Hockey	796	643	241	.546
22. Cincinnati Reds	Baseball	1989	1670	0	.544
23. Baltimore Orioles	Baseball	1986	1670	0	.543
24. L.A. Dodgers	Baseball	1976	1686	0	.540
25. Chicago Blackhawks	Hockey	842	711	283	.536
Boston Red Sox	Baseball	1961	1697	0	.536
N.Y. Yankees	Baseball	1960	1695	0	.536

DOLPHINS = WINNERS

Best Record Since NFL-AFL Merger (regular season, 1970-92)

1. MIAMI	229	113	2	.669
2. Washington	221	122	1	.644
3. L.A. Raiders	217	121	6	.640
4. Dallas	215	129	0	.625
5. Pittsburgh	203	140	1	.592
San Francisco	202	139	3	.592

Best Record in the '90s (regular season)

1. San Francisco	38	10	0	.792
2. Buffalo	37	11	0	.771
3. Washington	33	15	0	.688
4. MIAMI	31	17	0	.646
Dallas	31	17	0	.646
Kansas City	31	17	0	.646
New Orleans	31	17	0	.646
Philadelphia	31	17	0	.646

Best Record in the '80s (regular season)

1. San Francisco	104	47	1	.688
2. Washington	97	55	0	.638
3. MIAMI	94	57	1	.622
4. Denver	93	58	1	.615
5. Chicago	92	80	0	.605

Best Record in the '70s (regular season)

1. Dallas	105	39	0	.729
2. MIAMI	104	39	1	.726
3. L.A. Raiders	100	38	6	.715
4. L.A. Rams	99	42	3	.698
5. Minnesota	99	43	2	.694

Average Points Scored Per Game Since NFL-AFL Merger (regular season, 1970-92)

1. MIAMI	23.0
2. Dallas	22.6
3. San Francisco	22.4
4. Washington	22.1
L.A. Raiders	22.1

Average Points Allowed Per Game Since NFL-AFL Merger (regular season, 1970-92)

1. Pittsburgh	17.6
2. MIAMI	17.7
3. L.A. Raiders	17.8
4. San Francisco	18.0
5. Washington	18.1

Most Seasons With 10 Or More Wins Since NFL-AFL Merger (1970-92)

1. MIAMI	15
Dallas	15
3. Washington	13
4. L.A. Rams	12
San Francisco	12

Most Seasons With a Winning Record Since NFL-AFL Merger (1970-92)

1. Dallas	18
Washington	18
3. MIAMI	17
L.A. Raiders	17
5. L.A. Rams	16

**Most Division Championships Since NFL-AFL Merger
(includes ties, 1970-92)**

1. MIAMI	14
2. San Francisco	12
3. Dallas	11
L.A. Raiders	11
Minnesota	11
Pittsburgh	11

**Most Playoff Appearances Since NFL-AFL Merger
(1970-92)**

1. Dallas	16
2. MIAMI	14
L.A. Raiders	14
L.A. Rams	14
Minnesota	14
Washington	14

**Best Home Record Since NFL-AFL Merger
(regular season, 1970-92)**

1. MIAMI	131	39	1	.769
2. Washington	125	45	1	.734
3. Pittsburgh	125	47	0	.727
4. L.A. Raiders	121	49	2	.709
5. Dallas	121	51	0	.703

**Best Road Record Since NFL-AFL Merger
(regular season, 1970-92)**

1. San Francisco	101	69	1	.594
2. L.A. Raiders	96	72	4	.570
3. MIAMI	98	74	1	.569
4. Washington	96	77	0	.555
5. Dallas	95	77	2	.552

**Best Record Within the AFC East Since NFL-AFL Merger
(regular season, 1970-92)**

1. MIAMI	120	62	1	.658
2. New England	86	94	0	.478
3. Buffalo	84	95	1	.469
4. N.Y. Jets	81	98	1	.453
5. Indianapolis	79	101	1	.439

**Best AFC Record vs. NFC Since NFL-AFL Merger
(regular season, 1970-92)**

1. MIAMI	60	17	0	.779
2. L.A. Raiders	53	28	1	.652
3. Pittsburgh	46	33	0	.582
4. Cincinnati	44	35	0	.557
5. Denver	44	36	2	.549

**Best Record in December Since NFL-AFL Merger
(regular season, 1970-92)**

1. Washington	53	23	0	.697
2. MIAMI	54	24	0	.692
3. San Francisco	52	26	0	.667
4. L.A. Raiders	50	28	0	.641
5. Dallas	45	28	0	.616

**Best Record on Monday Night Football
(1970-92, minimum 20 appearances)**

1. L.A. Raiders	29	10	1	.738
2. MIAMI	27	17	0	.614
3. San Francisco	20	13	0	.606
4. Cleveland	12	9	0	.571
5. Dallas	21	18	0	.538

ADMINISTRATIVE STAFF

DANIEL T. ROBBIE



**Executive Vice President,
Miami Dolphins
President, JRS**

**College: St. Thomas
NFL: Ninth Season
Dolphins: Ninth Season
Born: August 31, 1961**

Dan Robbie was named as Executive Vice President of the Dolphins on January 12, 1990, and as President of Joe Robbie Stadium later that year, after previously serving as director of Sales and Promotions for the club and the stadium. In his current capacity, Robbie has become more involved in the day-to-day operation of the Dolphins while continuing to oversee sales, marketing, and ticket office activities of both the team and the stadium, including the sale of club seats and executive suites.

The 32-year-old Robbie, now in his ninth season with the club, began working in stadium sales for the Dolphins in June of 1985 after spending two years with the Minnesota Strikers soccer team, where he was the ticket manager.

Robbie has supervised the Dolphins' annual awards banquet each of the past seven years. He is an Associate Director of the North Dade Chamber of Commerce and was honored by the chamber for his involvement in their activities. He also serves on the advisory board of Memorial Hospital in Hollywood.

Robbie, who was appointed to the executive council of the South Florida Boy Scouts in 1988 and served as the scout show chairman each of the last four years, attended both the University of South Florida and St. Thomas University. An avid soccer fan and player, Dan and his wife Rhonda and daughter Erica reside in North Miami.

JANET L. ROBBIE



Executive Vice President


**College: Creighton University
NFL: Fourth Season
Dolphins: Fourth Season
Born: January 13, 1947**

Janet Robbie, who begins her fourth season in a management capacity with the Dolphins, was named as Executive Vice President of the club on January 12, 1990, and shortly thereafter assumed

additional responsibilities as Executive Vice President of Joe Robbie Stadium. In that capacity, Janet is one of the highest-ranking female executives in the NFL and is involved in the ongoing administrative responsibilities of the team and the stadium, particularly within the finance, accounting, and legal departments. Her responsibilities also include maintaining appropriate political, civic, and business contacts in the South Florida community and establishing outreach programs within the organization. Under her guidance, the Dolphins have significantly increased their community relations program. She serves on the Board of Directors for the Miami Project to Cure Paralysis, Women in Distress of Broward County, the Greater Miami Convention and Visitor's Bureau, and Jackson Memorial Hospital Foundation. She is also on the United Way Hurricane Relief allocation committee and is co-chairing the Leadership division of the Dade County United Way 1993 Campaign.

Before embarking on her professional career, Robbie attended Creighton University and graduated with a B.S. degree in 1969. She lives in Miami and has three children, John (currently the Director of Club Level Services for the Dolphins), Michele, and Lisa Glode.

EDDIE J. JONES



**Executive Vice President/
General Manager**

College: Louisiana State
NFL: 22nd Season
Dolphins: Sixth Season
Born: June 18, 1938

Eddie J. Jones, who has spent two decades in the NFL, was named as Executive Vice President and General Manager of the Dolphins on January 12, 1990. Jones had served the previous two seasons as the Dolphins' Vice President of Administration and Finance. In his current capacity, Jones oversees all financial functions of the Dolphins and directs the administrative operation of the team's front office. Following the conclusion of the 1991 season, Jones assumed the additional responsibility for overall contract negotiations with all Dolphin players and he also spearheaded the successful effort to construct a new training facility at Nova University.

Jones was president and chief operating officer of the New Orleans Saints from 1982-85. He currently serves on the NFL's Employee Benefits Committee and the Pete Rozelle NFL Player Retirement Plan Committee.

A 1963 accounting graduate of LSU, Jones began his professional career as a CPA with Arthur Andersen & Co. He began his NFL career as business manager of the Saints in 1968.

An Air Force veteran, the Houston native and his wife, Marilyn, have three children, Wendy, Todd and Jeff.



JANN M. ILIFF



**General Counsel/
Corporate Secretary**

College: Carleton
NFL: Ninth Season
Dolphins: Ninth Season
Born: November 19, 1952

Jann M. Iliff assumed her duties as General Counsel for the Dolphins in July of 1985 with responsibility for the legal affairs of the club and stadium, and in 1992 increased her involvement in the area of player contract negotiations. Prior to joining the Dolphins, she was in private law practice in Minneapolis with experience in civil and commercial litigation.

Iliff received her J.D. degree in 1980 from William Mitchell College of Law in St. Paul, Minn. While at Mitchell, she was a staff member of the school's Law Review. Iliff earned her undergraduate degree from Carleton College in Northfield, Minn. She is admitted to the Bars of Minnesota and Florida.

A native of Minneapolis, Iliff is married to Jonathan D. Fisher and they reside in Coral Gables with their son, Jonathan, Jr.

BRYAN J. WIEDMEIER



Assistant General Manager

College: Carroll
NFL: 13th Season
Dolphins: 13th Season
Born: October 19, 1959

Now in his 13th season with the Dolphins, Bryan Wiedmeier was named as the club's Assistant General Manager on February 2, 1990, after holding a variety of positions with the team since 1981.

Wiedmeier works closely with Eddie Jones in managing the club's administrative affairs and handling player contract negotiations. A member of the Florida and Federal Bars, Wiedmeier also assists General Counsel Jann Iliff with club and stadium legal matters. Wiedmeier served as project coordinator for the design and construction of the club's new training facility at Nova University and the team's administrative offices at Joe Robbie Stadium.

Wiedmeier earned his J.D. degree from the University of Miami School of Law in 1989. He received his BA degree in business from Carroll College where he was a co-captain and three year starter at center for the nationally ranked (NAIA) Fighting Saints football team.

A resident of Miami Lakes, he and his wife Mary K. have five children, Lauren, Tori, John, Dani, and Matthew.

JILL R. STRAFACI



Treasurer

College: Florida
NFL: Fifth Season
Dolphins: Fifth Season
Born: September 4, 1957

Beginning her fifth season with the Dolphins, Jill R. Strafacci assumed her current role as Treasurer in 1990 after serving as Assistant Chief Financial Officer of the team since October, 1989. In her current position, she oversees the financial management of the club and also is involved in financial matters pertaining to Robbie Stadium Corporation.

Before joining the Dolphins, Strafacci, a CPA, was a tax specialist with Price, Waterhouse in Miami for six years, specializing in the areas of professional sports and real estate. She also worked for an accounting firm in her native Sarasota.

Strafacci graduated from the University of Florida in 1980 (accounting/finance), where she was a four-year letter-winner on the Lady Gator golf team. She resides in Miami Beach with her husband, Frank, and their son, Trenton Frank (2/4/93).

WILLIAM T. DUFFY



Treasurer, JRS

College: Princeton
NFL: Sixth Season
Dolphins: Sixth Season
Born: February 28, 1956

William T. Duffy, who joined the Dolphins' front office as Director of Finance in March of 1988, was named Treasurer of Robbie Stadium Corporation in June, 1990. In his current position, Duffy, a CPA, oversees the financial aspects of the operation of Joe Robbie Stadium and continues to be involved with financial matters relating to the Dolphins as well.

A 1978 graduate of Princeton (B.A. in economics), he earned a master's in accounting from N.Y.U. in 1980. From 1979-82, Duffy worked in public accounting at Coopers & Lybrand in Newark, N.J. In 1982 he moved on to Johnson & Johnson, where he served as an internal auditor for a year.

The Ho-Ho-Kus, N.J., native became a financial analyst for AT&T information systems in Morristown, N.J., in 1983. After two years there, he moved on to the JVC Corp. of America, where he was assistant controller, until joining the Dolphins.

Duffy serves as a Trustee for the Ft. Lauderdale Chamber of Commerce. Married to the former Cathryn Yag (6/27/81), Bill and his wife are the parents of Erin (8/22/82) and Caitlin (9/5/85). They reside in Plantation.

24

GLENN MON



Stadium Manager

College: Southern California
NFL: Sixth Season
Dolphins: Sixth Season
Born: April 10, 1951

Glenn Mon, who handled stadium management for such major events as the Super Bowl, the 1984 Summer Olympic Games, and the Mass of Pope John Paul II, is in his sixth season as Stadium Manager of Joe Robbie Stadium after serving for 13 years in various capacities in management of the Los Angeles Coliseum and Sports Arena. One of his major responsibilities has been his involvement in the transformation of Joe Robbie Stadium into a baseball park to serve as the home of the Florida Marlins.

Before joining the Dolphins, the 42-year-old Mon spent the previous two seasons as the senior assistant general manager and acting general manager for the Coliseum, where he was responsible for all event administration. From 1984 to September of '86, he was the assistant manager and director of public relations for the L.A. Coliseum Commission with primary responsibility for the operation of the Sports Arena. For nine years, Mon was the public relations director for the Coliseum and Sports Arena.

Locally, Mon serves on the Community Advisory Board of the Junior League of Fort Lauderdale, he is a member of the Board of Trustees for the Memorial Hospital Foundation, and is a member of Leadership Broward Alumni. A graduate of the University of Southern California (political science), he resides in Plantation with his wife, Ashley.

LAMAR VERNON



Ticket Director

College: Georgia
NFL: Sixth Season
Dolphins: Sixth Season
Born: December 9, 1943

Lamar Vernon, who brings 26 years of ticketing experience to his position, enters his sixth season as ticket director for the Dolphins and Joe Robbie Stadium. He coordinates all ticket operations for the Miami Dolphins and Joe Robbie Stadium Corp. including such varied events as college football bowl games, soccer matches and concerts held at JRS.

Vernon, who came to the Dolphins in August of 1988, spent 23 years in major league baseball with the Atlanta Braves, Seattle Mariners and, most recently, the Chicago Cubs. Throughout his years in sports, Vernon has handled ticketing operations in practically every professional sport, including tennis and soccer.

Married to Patricia, the Vernons have four children, Kelly, Kim, Geri and Gerod and they reside in Plantation.

25

FUDGE BROWNE



Director of Community Relations

College: Slippery Rock
NFL: Fifth Season
Dolphins: Fifth Season
Born: June 13, 1962

Maraleen "Fudge" Browne assumed her position as Director of Community Relations in July of 1991 following two seasons as a media relations assistant for the Miami Dolphins. In her current capacity, Browne administers all charitable and community service involvement by the organization, including player appearances and donations. She also continues to assist with the media relations department on particular assignments, including training camp and on game days.

Prior to joining the Dolphins, Browne worked as the media relations director for the Minnesota Strikers of the Major Indoor Soccer League for two years (July, 1986 - June, 1988). From December of 1984 until July of 1986, Browne worked as the assistant director of media relations for the Chicago Sting, also of the Major Indoor Soccer League. Browne got her start in sports with an internship in the publicity department of the Pittsburgh Pirates during their 1984 season.

Browne, a native of Pittsburgh, is single and resides in downtown Miami.

PAT KELLY



Director of Stadium Events

College: John Jay
NFL: Seventh Season
Dolphins: Seventh Season
Born: February 13, 1928

Pat Kelly, who supervised stadium operations at famed Yankee Stadium for 20 years, moves into his seventh season as Director of Stadium Events for Joe Robbie Stadium.

Kelly, who began his career at Yankee Stadium in 1967, served as stadium manager and then vice president of stadium operations before joining the Dolphins. His main responsibility was the efficient operation and maintenance of Yankee Stadium.

While at Yankee Stadium, he supervised the Pope's Mass, numerous American League playoff and World Series games, the All-Star game, championship boxing events and New York Giants football (1967-73).

Kelly served in the United States Navy before spending 24 years with the New York City Police Department. Married to the former Catherine Conway, they are the parents of two children. The couple resides in Lauderhill.

ASSISTANT COACHES

JOHN SANDUSKY



**Assistant Head Coach/
Offensive Line**

College: Villanova
NFL: 35th Season
Dolphins: 18th Season
Born: December 28, 1925

Like many of the men who played for him, John Sandusky is regarded as "one of the best in the business." Sandusky and his offensive line just keep getting better. A veteran of three decades of NFL coaching (he begins his 35th season in '93), Sandusky starts his 18th year with the Dolphins looking for continued success. In addition to his offensive line responsibilities, Sandusky was named Miami's Assistant Head Coach on March 1, 1989, and as a result has become more involved in the overall football operations and has taken on additional administrative duties.

Sandusky was the Dolphins' offensive line coach from 1976, when he joined the team, through the 1992 season. He was named to coach the tight ends prior to the 1993 season, but reassumed his offensive line responsibilities on May 21, 1993 when Kim Helton left the Dolphins to become the head coach at the University of Houston.

The Dolphin offensive line under Sandusky has been among the most proficient in NFL history. His offensive line led the league in fewest sacks allowed for a league record nine consecutive seasons (1982-90). In addition, the Dolphin offensive line went 19 straight games over the 1988-89 seasons without allowing a QB sack, shattering the old NFL record of five straight games, done on many previous occasions.

In 1988, Sandusky's offensive line allowed only seven sacks, the fewest in a season in NFL history, despite throwing the ball a league-high 621 times.

Sandusky also was instrumental in the development of the Dolphins' young offensive line and under his tutelage Richmond Webb became the first rookie tackle ever named to the Pro Bowl in 1990 and repeated the honor with Pro Bowl selections in 1991 and 1992.

Despite his offensive assistant coaching title, Sandusky is also quite knowledgeable about defense, having spent seven of his 34 seasons coaching the other side of the line of scrimmage. In the past nine campaigns, 14 Dolphin offensive linemen have been singled out for some type of post-season honor.

The 67-year-old Sandusky joined the Dolphins in 1976 after spending three seasons (1973-75) as an assistant coach for the Philadelphia Eagles. Prior to that, he was a coach for the Baltimore Colts from 1959-72, including the 1963-69 seasons under then-Colt head coach Don Shula. When Shula moved to Miami in 1970, he attempted, but was unable, to bring Sandusky with him. Sandusky was on the Colt staff for their two Super Bowl appearances in games III and V.

When Don McCafferty was fired as Baltimore's head coach after winning only one of the first five games in 1972, Sandusky became

the Colt boss and led his charges to four victories in their final nine games. Two of Sandusky's losses that season were to Shula's undefeated Dolphin team.

Sandusky was an All-America tackle at Villanova University (1946-49) before joining the NFL's Cleveland Browns in 1950. He played both offensive and defensive tackle in six seasons in Cleveland as the Browns made it to the NFL title game in all six of those campaigns (three wins). Sandusky then played one year (1956) with the Green Bay Packers before beginning his coaching career at Villanova (1957-58).

John and his wife, Shirley, reside in Hollywood with their daughters Gina and Jennifer and son Jason. John has three sons (Gerry, Jack and James) living in Baltimore, and a daughter (Ruth) who resides in Silver Spring, Md. Gerry is a sportscaster for WBAL-TV in Baltimore who formerly covered the Dolphins for WSVN-TV in Miami. Another son, Joe, died in '78 of complications from pneumonia while a sophomore at Tulsa University. John was married to his first wife, Ruth, for 34 years before her death in December, 1985. John has six grandchildren.

TOM OLIVADOTTI



Defense

College: Upsala

NFL: Ninth Season

Dolphins: Seventh Season

Born: September 22, 1945

Tom Olivadotti begins his seventh season as the man responsible for the Dolphins' overall defense. Olivadotti came to the Dolphins after spending two seasons (1985-86) with the Cleveland Browns as an assistant.

Under his direction, the Dolphin defense has made significant progress each of his six years with the team. In 1992, the Dolphin defense ranked among the top units in the NFL. Miami finished the season in a tie for tenth in overall team defense (tied for fifth in the AFC) and sixth in defense against the run (third in the AFC). It marked the second time in the past three seasons (also seventh in 1990) that Olivadotti's defense has ranked among the top ten units in the league. In addition, Miami allowed an average of 100.0 rushing yards per game in '92 and that figure is the lowest per game average in the history of the franchise. Also, the Dolphins tied for the league high by recording a pair of shutouts (one in the regular season and one in the playoffs) during 1992. In 1991, Miami held seven opponents to 14 points or less and finished third in the AFC (and tied for fourth in the NFL) in fewest yards allowed per completion (11.18). In 1990, the Dolphins finished seventh in the NFL (fourth in the AFC) in overall team defense and led the league in that category for most of the first half of the season. In 1989, the Dolphin defense finished fifth in the AFC in sack production with 39 sacks after finishing 13th in the conference the year before with 24 sacks. The Dolphin defense did not allow a touchdown in four of the team's 16 games in 1988. In 1987, Olivadotti's first year with Miami, the number of big plays allowed by the Dolphins decreased dramatically, as Miami was first in the AFC (and third in the NFL) in fewest yards allowed per completion (11.63), after ranking 12th in the AFC and 22nd in the NFL the previous season.

The Long Branch, N.J., native made an impressive NFL coaching debut seven years ago when he handled the Browns' outstanding linebacking corps. In 1986 he was in charge of Cleveland's defensive backs - one of the main reasons the Browns came within one game of the Super Bowl. Cleveland had the best record (12-4) in the AFC that season.

Olivadotti is familiar with Miami - he spent four seasons as a defensive coach at the University of Miami, serving the last three years as defensive coordinator. The Hurricanes captured the national championship in Olivadotti's last season (1983). He then followed head coach Howard Schnellenberger (a former Dolphin assistant) to Louisville with the understanding that he could leave if a pro coaching job arose, which it did with the Browns.

Olivadotti played defensive back, linebacker, and receiver in four years as a starter at Upsala College in East Orange, N.J., and also participated in baseball and track. While coaching at New Jersey high schools Pope Pius (1967-68), Long Branch (1968-71) and Red Bank Catholic (1971-72), he also played semi-pro ball for five seasons.

He then moved on to Salesianum Prep School in Wilmington, Del., as head coach (1972-75) before moving up to the college ranks beginning at Princeton (1975-77) as tutor for linebackers and the offensive line. Later (1978-79) he coached linebackers at Boston College and also organized the entire defense.

Olivadotti, who has a business degree, resides in Cooper City with his wife, Karen (married 6/15/68), and their two children, Kari Anne (9/30/70) and Kirk (1/1/74).

JOE GREENE



Defensive Line

College: North Texas State

NFL: Seventh Season

Dolphins: Second Season

Born: September 24, 1946

Joe Greene enters his second season with the Dolphins as defensive line coach. Greene joined the Dolphins after having served five seasons (1987-91) as defensive line coach for the Pittsburgh Steelers.

Greene, 46, joined the Steelers' coaching ranks following a successful playing career with Pittsburgh from 1969-81. With Greene in charge of the defensive line, the Steelers led the NFL in both total defense and pass defense in 1990 and were the AFC's top rated team in terms of giveaway/takeaway ratio between 1987-91. In addition, Pittsburgh finished among the top five teams in the AFC in run defense during four of his five seasons with the Steelers.

Greene's guidance last year helped the development of Marco Coleman, who registered the third highest sack total (six) ever by a Dolphin rookie and earned Sports Illustrated Rookie of the Year honors. Along with Coleman, Greene will work with veterans Jeff Cross, Chuck Klingbeil, David Griggs, and Larry Webster.

A 1987 inductee into the Pro Football Hall of Fame, Greene was considered to be the heart of the Pittsburgh's famous "Steel Curtain" defense that enabled the Steelers win four Super Bowl championships. A perennial All-Pro defensive tackle for Pittsburgh for 13 seasons, he was selected to 10 Pro Bowls, including eight straight from 1970-77, and was named to the Pro Football Hall of

Fame's "Team of the 1970s". His career total of 66 quarterback sacks ranks second in Pittsburgh's all-time record book.

In addition to his numerous awards for his attributes on the playing field, Greene won the prestigious Clio Award for his Coca Cola commercial in 1980 which led to numerous television and film appearances. Following his retirement in 1982, Greene worked as a color analyst for CBS-TV and owned restaurants in the Dallas area, before re-joining the Steelers in 1987.

A unanimous choice as the nation's top defensive lineman as a senior at North Texas State in 1968, Greene was the fourth player selected overall in the 1969 draft. He went on to earn NFL defensive rookie of the year honors. Greene has served on the North Texas State board of trustees. Greene and his wife, Agnes, have three children, sons Major (7/29/68) and Delon (10/13/69), who both attend and play football at North Texas State, and daughter JoQuel (10/13/73). Greene, whose full name is Charles Edward, was born September 24, 1946, in Temple, Texas.

GEORGE HILL



Linebackers

College: Denison
NFL: 15th Season
Dolphins: Fifth Season
Born: April 28, 1933

George Hill, who is beginning his fifth season with the Dolphins, has more than a decade of coaching experience in the NFL. Before coming to Miami on March 1, 1989, Hill spent the previous four seasons (1985-88) as defensive coordinator for the Indianapolis Colts and spent six seasons before that (1979-84) as the linebacker coach for the Philadelphia Eagles. Hill originally joined the Dallas Cowboys staff on February 13, 1989, as Tom Landry's defensive coordinator, but left the Cowboys to join the Dolphins following Landry's departure.


Last year, Hill helped oversee the overall improvement of the Dolphin defense, which finished tied for fifth in the AFC. Under Hill's guidance, one of the keys to that improvement was the development of linebacker Bryan Cox into a Pro Bowl performer. Along with Cox, Hill will coach a solid group of veteran linebackers, including five-time All-Pro John Offerdahl, John Grimsley, Dwight Hollier, Cliff Odum, Roosevelt Collins, Mark Sander and Ned Bolcar.

While with the Colts, Hill's coaching helped earn Indianapolis respect around the league for that team's defense and in 1987 the Colts allowed just 238 points, the fewest in the NFL.

Before joining the Eagles, Hill was a part of Woody Hayes' staff at Ohio State for eight seasons (1971-78) as defensive coordinator, and during that time the Buckeyes won six consecutive Big Ten Championships and made four Rose Bowl appearances. He also was the defensive coordinator at Duke from 1966 through 1970 and served as an assistant coach at Cornell (1965), Denison University (1960-64), and Findley (Ohio) College (1959). Before beginning his coaching career, he was a four-year letterman at Denison (1954-57).

Hill was born in Bay Village, Ohio, and now lives in Plantation with his wife, Cloyde (married 6/16/56). They have two children, Greg (11/4/64), and Tammy (2/26/69).

RICH McGEORGE



Assistant Offensive Line/ Tight Ends

College: Elon
NFL: First Season
Dolphins: First Season
Born: September 14, 1948

Rich McGeorge enters his first season with the Dolphins as assistant offensive line and tight ends coach, having been named to the position on June 1, 1993. In his coaching role, McGeorge will assist John Sandusky, the Dolphins' Assistant Head Coach/Offensive Line Coach and is also responsible for the team's tight ends.

McGeorge, 44, joins the Dolphins following three seasons as offensive line coach at the University of Florida. During his tenure with the Gators, his offensive lines produced a total of four selections to the first-team All-Southeastern Conference team. In 1991, McGeorge's offensive line permitted just 16 quarterback sacks despite attempting a conference-high 390 passes. He joined the Gators in January, 1990, following three seasons (1987-89) as offensive line coach at Duke University. McGeorge began his coaching career at Duke from 1981-82 as tight ends coach. Following stints as tight ends/wide receivers coach with the Birmingham Stallions of the United States Football League from 1983-84 and offensive line coach of the USFL's Tampa Bay Bandits in 1985, McGeorge returned to Duke as offensive line coach.

A member of the NAIA Hall of Fame, McGeorge played tight end at Elon College (1966-69) and was a first-round draft choice of the Green Bay Packers in 1970. A member of the Packers from 1970-78, McGeorge caught 175 career passes during his nine pro seasons. He was the Packers' 1973 Offensive Player of the Year.

Married to Bonnie, the couple has two sons, Randy, who is an offensive lineman at Duke, and Jason, who is a tight end at North Carolina State. He was born September 14, 1948.

TONY NATHAN



Offensive Backs

College: Alabama
NFL: Sixth Season
Dolphins: Sixth Season
Born: December 14, 1956

Former Dolphins running back Tony Nathan enters his sixth season on the Miami Dolphin coaching staff and his first as the club's offensive backs coach. He spent his first five years as a

coaches' assistant, charting plays and breaking down film, as well as working with the team's running backs, before being named to his new position in February, 1993. As the offensive backs coach, Nathan will be responsible for the team's running game and will work with a deep group including Mark Higgs, Bobby Humphrey, Tony Paige, Aaron Craver, James Saxon, and rookie Terry Kirby. Known as an outstanding receiver as a player, Nathan also will work with Miami's backs on their receiving skills.

A nine-year veteran with the Dolphins (1979-87), Nathan ended his NFL career ranked high among the Dolphins all-time rushing and receiving leaders. His career rushing totals of 732 attempts for 3,543 yards are fourth best on Miami's all-time chart, while his 383 catches also rank fourth. In 1981, Nathan was named the team's most valuable player as he led Miami in rushing with a career-high 782 yards and an NFL-leading 5.3 yards per carry.

Collegiately, Nathan had an outstanding career as a running back at the University of Alabama. During Nathan's final two seasons with the Tide, the school posted records of 11-1 and won the national championship his senior year. He finished his career with rushing totals of 1,997 yards on 310 carries and 29 touchdowns. As a senior, Nathan ran for a regular-season total of 770 yards and added 127 yards in Alabama's 14-7 Sugar Bowl edging of Penn State to win the national championship. He was a college teammate of current Dolphin linebacker E.J. Junior.

Nathan and his wife, Johnnie (married 6/16/79), live in Miami Lakes with daughters Francheria Nichole (7/8/80), Natalie Tonise (8/9/83) and Nadia Inez (5/27/87). He was born on December 14, 1956, in Birmingham, Alabama.

MEL PHILLIPS



Defensive Backs

College: North Carolina A&T

NFL: 14th Season

Dolphins: Ninth Season

Born: January 6, 1942

Mel Phillips moves into his ninth season as defensive backs coach for the Dolphins. Under Phillips' guidance, young safeties Louis Oliver and Jarvis Williams developed into one of the NFL's most intimidating pair of safeties. J.B. Brown, emerged from a 12th round draft pick in 1989 to become one of the best young cornerbacks in the league, and Troy Vincent made an immediate contribution as a starting cornerback in his rookie season last year.

Before coming to Miami, the 51-year-old Phillips previously held the same position for five seasons with the Detroit Lions (1980-84). In Detroit, Phillips coached under then-head coach (and former Dolphins' assistant) Monte Clark.

Known for his outstanding rapport with the players, Phillips works with a deep defensive backfield that features quality players such as Louis Oliver, Jarvis Williams, J.B. Brown, Troy Vincent, Vestee Jackson, Liffort Hobley, Bobby Harden, Bruce Alexander, Stephen Braggs, Kerry Glenn, and Chris Green, along with draft choices Ronnie Bradford and Robert O'Neal.

Phillips, a native of Shelby, N.C., played 12 seasons for the San Francisco 49ers (1966-77), including eight as a starter at strong safety. A tenacious hitter during his playing days, his career statistics include 10 interceptions for 106 return yards (35-yard TD in 1970). Phillips twice won the 49ers' Len Eshmont Award, symbolic of the

team's most valuable player. Following his retirement from the 49ers, Phillips worked for the city of San Francisco's juvenile probation department until joining the Lions.

Collegiately, Phillips attended North Carolina A&T, where he played both ways as a defensive back and a running back. As a senior, Phillips rushed for 648 yards on 100 carries for 11 touchdowns, and also caught 19 passes for 277 yards and four scores. That season (1965), A&T won the conference championship and Phillips intercepted two passes and rushed for two TDs in the title game. Phillips also lettered for the swimming and track teams at A&T.

Mel and his wife, Patricia (married 1/23/65), live in Miami Lakes with their daughters, Paulette (6/4/67) and Yvette (5/9/73). He was born on Jan. 6, 1942, in Shelby, N.C.

LARRY SEIPLE



Receivers

College: Kentucky

NFL: 13th Season

Dolphins: Sixth Season

Born: February 14, 1945

Beginning his sixth season on the Dolphin coaching staff, Larry Seiple is well-known to Dolphin fans. He spent 11 seasons in Miami as a player and rejoined the team in February, 1988, as receivers coach after spending a year as a sales representative for a manufacturing company in the automotive industry in Birmingham, Michigan.

With the Dolphins, Seiple works with new acquisitions Mark Ingram and Irving Fryar, top draft choice O.J. McDuffie, and veterans Mark Duper, Keith Jackson, Tony Martin, Fred Banks, and Greg Baty.

Last year, under Seiple's direction, Jackson made his fourth Pro Bowl appearance, while Duper continued to show the form that made him one of the league's outstanding receivers.

In 1991, Mark Clayton was named to his fifth Pro Bowl, while in 1990, despite numerous injuries to the receiving corps, the Dolphins finished fourth in the NFL in pass offense.

In 1989, Dolphin receivers had their fair share of success as Ferrell Edmunds became the first Dolphin tight end to be selected to the NFL's annual Pro Bowl contest and rookie wide receiver Andre Brown, who joined the Dolphins as an undrafted free agent, set the team rookie record with five touchdown receptions.

In Seiple's first season as receivers coach, Clayton set a new Dolphin record for receptions with 86 (finishing tied for second in the NFL in that category) while Jim Jensen developed into one of the most dependable receivers in the league.

The Allentown, Pa., native brought seven years of experience as an NFL receivers coach to Miami. He formerly served as receivers coach with the Detroit Lions (1980-84), working under former Dolphins' assistant Monte Clark. He then moved on to Tampa Bay, where he was receivers coach from 1985-86. While in Detroit, Seiple was on a staff that also included current Miami defensive backs coach Mel Phillips.

The 48-year-old Seiple began his coaching career at the University of Miami under another former Dolphin assistant, Howard

Schnellenberger. Seiple was with the Hurricanes during the 1979 season.

Seiple's playing career with the Dolphins spanned 11 seasons (1967-77) after he made the team as a seventh-round draft choice out of Kentucky. He played in 149 regular-season games for Miami (ninth-most in team history) as a punter, tight end, wide receiver and running back. Seiple finished his career with 72 receptions for 935 yards (13.0 average) and seven touchdowns. His best season came in 1969 when he led the Dolphins in receiving with 41 catches for 577 yards (14.1 average) and five TDs. He also had 16 carries for 159 yards in his career.

Seiple still holds the Dolphins' record for most career punts (633), and his career punting average (40.0 yards) is second only to the 43.3-yard average of current punter Reggie Roby. Seiple's most memorable exploit as a Dolphin came against Pittsburgh in the 1972 AFC Championship game when his daring 37-yard run on fourth down from punt formation set up Miami's first touchdown in a 21-17 victory.

He and his wife, Trudy (married 6/4/66), live in Pembroke Pines and have three children, Keri Lynn (6/10/67), Larry (7/10/69) and Lori Ann (11/26/71).

GARY STEVENS



Offense, Quarterbacks

College: John Carroll
NFL: Fifth Season
Dolphins: Fifth Season
Born: March 19, 1943

Gary Stevens begins his fifth season as offense and quarterback coach, and he certainly is familiar to Dolphin coaches and fans alike. He spent the previous nine years (1980-88) as an assistant coach at the University of Miami, including the last six as offensive coordinator where he was the architect of Miami's explosive offense that was centered around the passing game. During his tenure at UM, the Hurricanes won two national championships and he helped guide the careers of quarterbacks Jim Kelly, Bernie Kosar, Vinny Testaverde, and Steve Walsh as well as wideout Eddie Brown. In his six seasons as offensive coordinator, Miami averaged over 30 points per game and over 400 yards per game in total offense.

The Hurricanes' receivers coach from 1980 to 1984, Stevens switched to coaching the quarterbacks in '84, while also adding the duties of assistant head coach during that same year. Prior to his arrival at Miami, Stevens held assistant coaching positions at West Virginia (1975-79), Kent State (1974-75), and Louisville (1971-74). A native of Cleveland, Ohio, he began his coaching career in the high school ranks in the late 1960s at Benedictine High School and Chanel High School in Ohio.

A three-year letterman at running back for John Carroll University, he graduated with a degree in sociology in 1965. Stevens lives with his wife, Rosemarie, and they have five children - Cindy, Maria, Cheryl, Kelly Ann, and Gary Ben.

CARL TASEFF



Staff Assistant

College: John Carroll
NFL: 27th Season
Dolphins: 24th Season
Born: September 28, 1928

When Don Shula arrived in Miami in 1970, so too did Carl Taseff. Taseff and Shula's relationship dates back to their college days when they played in the same backfield together for coach Herb Eisele's John Carroll squad in Cleveland. They were also roommates in the NFL while both played for Cleveland (1951-52) and Baltimore (1953-56).

In February, 1993, Taseff was named as staff assistant and became more active in various areas of the football operation, including personnel scouting and evaluation while maintaining a continued involvement in coaching responsibilities. Prior to assuming his new role, Taseff coached the Dolphin offensive backs since coming to South Florida, and he did it with great success. In fact, in the eight-year span from 1970-77, Taseff's backs ranked fifth or higher in NFL rushing on seven occasions. More important, Taseff has been able to change with the times. During the 1970s, the Dolphins employed a grind-it-out style that featured powerful fullback Larry Csonka. Since Dan Marino's emergence as Miami's air-oriented quarterback, Taseff's charges have become more a part of the passing game.

Taseff came to Miami after spending two years working for the CEPO scouting combine (1968-69). Prior to that, he had coaching stints with the AFL's Boston Patriots (1964) and the NFL's Detroit Lions (1965-66).

As a player, Taseff was a star running back at John Carroll University, scoring 22 touchdowns in 1950. He began his pro career in 1951 with his hometown Cleveland Browns before beginning a nine-year term (1953-61) with the Baltimore Colts. A cornerback for the Colts, Taseff set a team record with a 90-yard punt return for a touchdown against Green Bay (10/14/56). He holds an NFL record with a 99-yard return of a Walt Michaels field goal attempt against the Rams (12/12/59).

After the Colts, Taseff played the latter part of the '61 season for Philadelphia before winding up his playing career with Buffalo in 1962. Overall, Taseff's career stats show 112 punt returns for 826 yards and no fumbles.


Carl and his wife, Lucy (married 11/18/78), live in Miami. He has two daughters, Cynthia Sue and Susan (both married), by a previous marriage. He also has four grandchildren.



DOLPHIN FACT

Miami was 8-3 in games in which the team had an interception in 1992. The Dolphins own a 97-37-1 (.722) record since 1980 in regular season games which they have at least one interception.

JUNIOR WADE



Strength and Conditioning

College: South Carolina State
NFL: 19th Season
Dolphins: 19th Season
Born: February 2, 1947

One of the key figures in the Dolphin program is veteran strength and conditioning coach Junior Wade.

In his eleventh season as the Dolphins' strength and conditioning coach, Wade also administers the team's successful off-season conditioning program and assists with Miami's special teams. Previously, Wade had served eight years as the club's assistant trainer. The promotion to assistant coaching status was a well-deserved reward for the affable Wade. As a trainer, he long had held the respect of the Dolphin players for his knowledge and his willingness to boost player morale by putting himself through the same rigorous rehabilitation as that prescribed for injured Dolphins.

Appointed to his present position on Feb. 15, 1983, Wade first joined the Dolphins as training camp assistant for the 1973-74 preseasons. He was hired by the Dolphins on a full-time basis in time for the 1975 campaign. Wade's past job experience includes having worked as an athletic trainer and guidance counselor at Fayetteville State and as the trainer for the St. Louis Cardinals' baseball farm team in Orangeburg, S.C.

Wade was also the head baseball coach and assistant trainer at Davidson College. In 1975, he led the Wildcats to a 21-15 record, the best mark the school had ever posted. A three-year letterman himself at South Carolina State, Wade also earned his master's degree in education. Following his graduation from SCSU in 1969, he worked as head trainer at the school for three years.

Junior, a native of Bath, S.C., lives in Miami with his wife, Constance (married 12/13/70), and sons Aaron (2/25/72) and Jason (2/24/80).

MIKE WESTHOFF



Special Teams

College: Wichita State
NFL: 11th Season
Dolphins: Eighth Season
Born: January 10, 1948

Mike Westhoff begins his eighth year as a member of the Dolphins' coaching staff, concentrating on special teams.

36

Under Westhoff's direction, the Dolphin special teams made a significant impact in 1992, as Pete Stoyanovich became only the second Dolphin ever (along with Garo Yepremian in 1971) to lead the NFL in scoring, setting a new team record with 124 points, and he also became the most accurate kicker in NFL history.

Westhoff came to Miami after spending a year in the United States Football League with the Arizona Outlaws, where he was the offensive line coach for Frank Kush.

Before his one-year stint in the USFL, Westhoff spent three seasons under Kush with the Baltimore/Indianapolis Colts (1982-84). While with the Colts, his responsibilities included tight ends, special teams and weight training.

The 45-year-old Westhoff began his collegiate playing career at Wyoming in 1965, where he was a starting outside linebacker as a freshman. He then transferred to Wichita State, where he was a three-year starter at linebacker and center. He graduated from Wichita State in 1970 with a degree in history. He was the team's MVP as a junior and served as captain during his senior campaign.

Westhoff started his collegiate coaching career as a graduate assistant at Indiana University, where he earned a master's degree in educational psychology in 1974. He was named as a full-time coach at IU in '75 before becoming offensive line coach at Dayton in 1976. Westhoff then took over as coach of the defensive line and linebackers at Indiana State in 1977. He then coached at Northwestern (1978-80) and Texas Christian (1981), working with the offensive line.

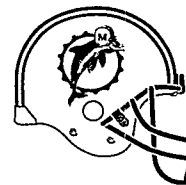
In 1989, the Dolphin players honored Westhoff's off-the-field courage by awarding him special recognition with the NFL's Ed Block Courage Award. As a coach, Westhoff has faced many battles both on and off the field, but none can compare to his recent battle with bone cancer. Throughout his treatments, Westhoff continued to coach with the Dolphins. For his courage, the Dolphin players felt Westhoff deserved to be recognized with the Ed Block Courage Award.

Born in Pittsburgh, he was raised in Bethel Park, Pa. Mike and his wife, Marilyn (married 1/25/70), reside in Plantation with their son John Thomas (4/27/81).



DOLPHIN FACT


The Miami Dolphins recorded a 31-0 win over the San Diego Chargers on January 10, 1993, in the AFC Divisional Playoff game. The Dolphins became just the fifth AFC team since the 1970 merger of the American and National Football Leagues to record a shutout in the playoffs. Amazingly, Miami has recorded three of the five AFC playoff shutouts by having also earned a 14-0 win over the N.Y. Jets on January 23, 1983, and a 21-0 win over the Baltimore Colts on January 2, 1972. The only other AFC playoff shutouts were by the San Diego Chargers (17-0 over Kansas City on January 2, 1993) and the Baltimore Colts (17-0 over the Cincinnati Bengals on December 26, 1970).



37

FOOTBALL STAFF

TOM HECKERT



Director of Player Personnel

College: Youngstown State

NFL: 12th Season

Dolphins: Fifth Season

Born: September 18, 1938

Beginning his fifth season with the Dolphins, Tom Heckert was named as the club's Director of Player Personnel on June 4, 1992, after spending his first three years with the team as Director of College Scouting. In his current capacity, Heckert's main responsibility is in the area of pro scouting, but he also oversees the club's college scouting program.

During Heckert's three years as Director of College Scouting, the Dolphins used the draft to add such players as Richmond Webb, Keith Sims, Scott Mitchell, Bryan Cox, Troy Vincent, Marco Coleman, Larry Webster, and Dwight Hollier to their roster. In fact, those three drafts produced six current starters, two Pro Bowl selections (Cox and Webb) and two Rookie of the Year selections (Coleman and Webb). In Heckert's initial season as Player Personnel Director this past year, the Dolphins added such players as Keith Jackson, Irving Fryar, Mark Ingram, Ron Heller and Mike Golic.


Heckert has a varied background in football, including spending seven years as a college scout with the Tampa Bay Buccaneers and the Cleveland Browns. He also has both administrative and coaching experience on the collegiate level as well.

Heckert, 55, joined the Dolphins after serving two years (1987-88) as a national scout for the Buccaneers. Prior to joining the Bucs in 1987, he spent the previous five seasons (1982-86) as the Midwest area scout for the Browns. He also was involved in personnel and advance scouting in the NFL during his tenure with the Browns and was part of the turnaround in Cleveland that saw the Browns go from a 5-11 team in 1984 to a playoff participant in his final two seasons there.

A 1961 graduate of Youngstown (Ohio) State, he began his coaching career as an assistant at Fitch High School in Youngstown in 1961 before a two-year hitch as a Lieutenant in the U.S. Army. He returned to Fitch where he stayed through 1965 prior to enrolling as a graduate assistant at Kent State, where he earned a master's degree in education. He served as Head Coach at Maumee (Ohio) High School in 1967 and 1968 and then moved up to the college ranks as an assistant at Adrian (Michigan) College from 1969-72. He was named Head Coach at Adrian in 1973 and Athletic Director in 1977, where he remained until joining the Browns in 1982. His overall record as a Head Coach at Adrian was 43-36-2. His last three seasons there were 23-3-1, including a 9-0 season in 1980.

Heckert and his wife, Rose (married 12/29/62), have two children, Kim (29) and Tom, Jr. (26), and two grandchildren. Tom, Jr. is a Pro Personnel Assistant with the Dolphins.

TOM BRAATZ



Director of College Scouting

College: Marquette

NFL: 29th Season

Dolphins: Second Season

Born: May 12, 1933

Tom Braatz was named as the Dolphins' Director of College Scouting on June 12, 1992, replacing Tom Heckert, who earlier was elevated to the position as the team's Director of Player Personnel. In his current capacity with the Dolphins, Braatz is responsible for the scouting of college players and Miami's preparation for the NFL draft. In that role, he works closely with Heckert, Dolphin Head Coach Don Shula, and the rest of the team's football staff.

Braatz joined the Dolphins with a wealth of NFL experience and is regarded as one of the leading personnel experts in professional football. He is a veteran of 28 years in the NFL as a front office executive, personnel director, and talent scout with the Atlanta Falcons and the Green Bay Packers.

From 1987 through 1991, Braatz served as Executive Vice President of Football Operations for the Packers, where his duties included the hiring and managing of the scouting staff, conducting the college draft, handling trades and waivers, and conducting contract negotiations with players.

Before joining the Packers on January 31, 1987, Braatz was a member of the Atlanta Falcons front office since the club's inception in 1965. He joined the team as an area scout, and went on to hold a number of positions with the Falcons, including Director of Player Personnel, Director of Scouting, and General Manager. While in Atlanta, Braatz' principal responsibility was overseeing the draft, where he was responsible for bringing a number of Pro Bowl players to the Falcons including William Andrews, Gerald Riggs, Mike Kenn, Bill Fralic, and Steve Bartkowski. He also handled most of the club's contract negotiations in the later years of his tenure with the Falcons.

Before beginning his executive career in the NFL, Braatz played with the Washington Redskins as a linebacker and closed out his pro career under Tom Landry with the Dallas Cowboys in their charter 1960 season. He played collegiately at Marquette University, where he captained the school's football team as a senior.

Braatz, 60, and his wife, Jeri, have two sons, Tommy, 30, and Jon, 26.



DOLPHIN FACT

Don Shula is one of only four coaches in NFL history to have coached the same team for 20 or more consecutive seasons. Shula enters his 24th season with the Dolphins in 1993. Green Bay's Curley Lambeau (1921-49) and Dallas' Tom Landry (1960-88) share the record with 29 seasons each, while Pittsburgh's Chuck Noll (1969-91) and the N.Y. Giants' Steve Owen (1931-53) coached 23 years with their teams.

TOM HECKERT, JR.



Pro Personnel

College: Hillsdale
NFL: Third Season
Dolphins: Third Season
Born: July 17, 1967

Beginning his third season with the Dolphins in the Pro Personnel department, Tom Heckert, Jr. evaluates players throughout the NFL as well as doing the advance scouting of the team's up-coming opponents. Heckert is also involved with the day to day personnel operations including try outs and the negotiation of free agent contracts. Heckert has played a role in the off season acquisitions of new Dolphin players such as Mark Ingram, Irving Fryar, Ron Heller and Mike Golic.

Heckert, 26, joined the Dolphins after serving two years as an assistant coach at Hillsdale College, Michigan. Heckert was a defensive back for Hillsdale College and was a member of their National Championship team in 1985 competing against current Dolphin wide receiver Tony Martin who played for Mesa, Colorado.

Heckert, and his wife Kathy, reside in Weston.

JOE BUSHOFSKY



College Scout

College: North Carolina State
NFL: 24th Season
Dolphins: Fourth Season
Born: January 24, 1939

One of the NFL's most respected talent scouts, Joe Bushofsky enters his fourth season as a college scout with the Dolphins. Bushofsky is responsible for college scouting in the eastern states.

Bushofsky, 54, joined the Dolphins after serving 16 seasons with the Detroit Lions, including the last five years as Director of Player Personnel. He originally scouted the eastern colleges for the Lions before expanding his areas to parts of the midwest. In his early years with the club, he was responsible for scouting approximately one half of the colleges in the country. Bushofsky was promoted to the Lions' Director of Player Personnel in June, 1985.

With the Lions, Bushofsky worked from 1978-84 under former Dolphins Director of Pro Personnel Monte Clark (then the Lions' head coach). Also on the Lions' football staff were current Dolphin assistant coaches Larry Seiple and Mel Phillips.


A native of Pittsburgh, Bushofsky's NFL experience dates back to 1970 when he began working for the Pittsburgh Steelers on a part-time basis doing film evaluation. He worked with the BLESTO scouting combine from 1973 to '75 before joining the Lions.

Bushofsky was an All-ACC guard as a senior at North Carolina State and was named to the state of North Carolina's college all-star football team in 1961 and '62.

Following graduation, Bushofsky returned to the Pittsburgh area where he was a successful high school coach for 11 years. As head coach of his alma mater, North Catholic High School, he compiled an undefeated record in 1970 and won the Catholic championship of western Pennsylvania.

Bushofsky and his wife, Rose, have four children, Ted, Tracy, Tricia and Terry, and they reside in Troy, Mich.

MIKE CARTWRIGHT



College Scout

College: Wyoming
NFL: 15th Season
Dolphins: 11th Season
Born: February 12, 1946

The responsibilities of scouting the western states fall on the shoulders of the capable Mike Cartwright. In his 11th Dolphin season, Cartwright came to the Miami organization from the BLESTO scouting combine. He worked for BLESTO from 1979-82, first as an area scout before being promoted to regional scout.

Cartwright's initial scouting position was with the San Francisco 49ers working for Pro-Line. Prior to that, he was head coach and athletic director at St. Mary's School in Cheyenne, Wyo., for three years before serving the same tenure as head football coach at Cheyenne East High. Also a former teacher, Cartwright earned a B.S. in physical education and biological science from the University of Wyoming in 1970.

Mike and his wife, Mary (married 9/25/74), live in Cheyenne with their son Jeremy (4/25/77) and Mike's two sons by a previous marriage, Chad (12/12/64) and Brad (12/30/68).



DOLPHIN FACT

The Dolphins hold NFL records for most seasons leading the league in fewest sacks allowed (10 — 1973, 1982-90) and most consecutive seasons leading the league in the same (1982-90). In addition, during the 1988 and '89 seasons the Dolphins also set an NFL record by not allowing a quarterback sack in 19 straight games. The streak far outdistanced the previous NFL mark of five straight games which was accomplished on many occasions. In 1988, Miami also set an NFL sack record by allowing only seven sacks in the 16-game season.

RON LABADIE



College Scout

College: Adrian
NFL: Fourth Season
Dolphins: Fourth Season
Born: April 7, 1949

Beginning his fourth year with the Dolphins as a college scout, Ron Labadie concentrates his duties on college athletics in the midwestern states.

Labadie, 44, joined the Dolphins after serving as head football coach and athletic director at Adrian College. A 1971 graduate of Adrian, Labadie returned to the school as head football coach in 1982. Through his eight seasons as head coach of the Bulldogs, he posted a 53-20 (.730) collegiate record. He guided the Bulldogs to MIAA Championships in 1983, 1988 and '89 as well as leading his team to NCAA Division III playoff berths in 1983 and 1988. He was given the additional responsibilities of Director of Athletics for Men in May, 1985.

Before returning to Adrian, Labadie served as head football coach at Marshall High School (1974-81), compiling a 42-30 overall record, including a 39-15 mark over his last six years. Under Labadie, Marshall captured Twin Valley Conference Championships in 1976 and '77.

A native of Paw Paw, Michigan, Labadie earned the school's most valuable player award three times (1968-70) and was named captain of the 1969 and '70 teams. He earned first team All-MIAA honors and led the conference with 10 touchdowns in five MIAA games as a senior. He was inducted into the school's Athletic Hall of Fame in 1981.

Labadie and his wife, Marilyn, have three children, Lisa (18), Brad (15) and Ben (11).

JERE STRIPLING



College Scout

College: Murray State
NFL: Sixth Season
Dolphins: Fourth Season
Born: August 24, 1935

Entering his sixth season as an NFL college scout, Jere Stripling begins his fourth season with the Dolphins. Stripling's responsibilities in Miami include the scouting of the plains states.

Stripling, 58, joined the Dolphins after serving the previous two years (1988-89) as an area scout for the Tampa Bay Buccaneers,

with his primary concentration on the southeastern states. Prior to joining the Bucs in 1988, he served two years (1986-87) as one of four national scouts for Canadian IX (the Canadian Football League's official scouting service), with his responsibilities focusing on the southeastern colleges in the United States.

A native of Newbern, Tenn., Stripling spent eight seasons (1978-85) as offensive coordinator and assistant head coach at Northeast Louisiana University. He also served as the school's recruiting coordinator. Under Stripling, the Indians set season records for most yards passing, most yards in total offense and most points scored. In 1983, the Indians ranked sixth nationally in Division I-AA rushing offense.

A 1958 graduate of Murray State, Stripling began his coaching career right after graduation by serving as an assistant coach at Union City (Tenn.) High School. In 1960, he became head coach at Bartlett (Tenn.) High School, and in 1965 he moved to Dyersburg (Tenn.) High School. After his third and final season at Dyersburg, he and his aides were selected as the conference's "Coaching Staff of the Year."

Stripling played quarterback at the University of Tennessee for one year before transferring to Murray State for his final three years. He served as team captain and was named as the school's most valuable player and earned all-conference recognition as a senior.

Stripling and his wife, Corinne, have two children, David (33) and Susan (31).

BOBBY WILLIAMS



College Scout

College: Rice
NFL: Tenth Season
Dolphins: Seventh Season
Born: July 7, 1935

Beginning his seventh year with the Dolphins, Bobby Williams is responsible for scouting the southwestern states for the team.

Williams, 58, joined the Dolphins on June 1, 1987. Before that, he served as a scout for the BLESTO scouting combine from February, 1984 through the 1987 season.

Prior to his scouting responsibilities in the professional ranks, Williams had a long tenure as a coach in the Houston area on both the college and scholastic levels. From 1977 through 1983, he was an Assistant Coach at his alma mater, Rice University. He spent the previous 21 years coaching high school football in that city, and in 1963 he led Houston's Dulles High School to the Texas state championship game.

Williams had a successful playing career as a running back at Rice, where he graduated in 1958. He was a member of Rice's 1957 Southwest Conference championship team that faced Navy in the Cotton Bowl, Rice's last SWC title.

A native of Houston, Williams resides in Sugarland, Texas, with his wife of 37 years, Carolyn. They have one son, Bobby, Jr. (35), who was a wide receiver at Rice when Bobby coached there, and one granddaughter, Audrey (4).

RYAN VERMILLION



Head Trainer

College: Miami
NFL: Second Season
Dolphins: Second Season
Born: May 24, 1963

Ryan Vermillion was named as Head Trainer for the Miami Dolphins on April 10, 1992, becoming only the third person to hold that position in the club's history. Along with his two assistants, Britt Brown and Troy Maurer, Vermillion is responsible for the day-to-day treatment of injured Dolphins in coordination with the club's physicians. In conjunction with assistant coach Junior Wade, Vermillion also oversees the team's off-season conditioning program.

Vermillion is no stranger to the Dolphins, having served as the club's Physical Therapist last year, where he helped supervise the rehabilitation program for many of the team's injured players along with the Dolphins' medical staff and Wade. Vermillion also spent six seasons (1986-91) as the Physical Therapist for the University of Miami and was based at Doctor's Hospital in Coral Gables. Before that, he spent three seasons as a volunteer trainer for the Hurricanes.

Vermillion, 29, received his degree in Physical Therapy from Miami in 1986 and has been certified by the National Athletic Trainers Association. He and his wife Margaret (7/27/91) live in Coral Springs with their daughter Erin (1/6/93).

BOB MONICA



Equipment Manager

College: St. Thomas
NFL: 13th Season
Dolphins: 13th Season
Born: May 6, 1957

Bob Monica begins his ninth year as Dolphin equipment manager after four seasons as assistant equipment manager. Monica, a visible and popular figure around the Dolphins' training camp, is responsible for issuing and ordering all playing equipment for the team. In addition, Monica, along with Joe Malinconico and Eugene Davis, coordinates the transport of the club's equipment to and from each road site, including such distant locations as London in 1988, Tokyo in 1991 and Berlin in 1992.

The 36-year-old Monica earned a B.S. in sports administration from Miami's St. Thomas University. He transferred to St. Thomas


from Furman University in Greenville, S.C., where he had been attending college on a football and golf scholarship. A native of Madison, N.J., Monica captained Madison High School's 1976 football state champions. In addition, he was New Jersey state wrestling champion in the 188 lb. division (1976). In 1975, Monica traveled with the USA Junior Olympic Wrestling team to Germany and Bulgaria.

Prior to joining the Dolphins, Monica was a production manager for Electric Factory Concerts in Philadelphia. He is married to the former Donna Beets (4/23/88). The couple resides in Weston with their son Gino Anthony (12/9/91). One of Bob's personal highlights came when he appeared as a bartender in the Jan. 10, 1986, episode of "Miami Vice," one of the highest rated shows in the series' history, and his film credits also include a role in "Ace Ventura, Pet Detective," a comedy released this year that stars Jim Carey and features Dan Marino.



Miami Dolphin Pro Bowlers Dan Marino, Richmond Webb, and Bryan Cox (L-R) with AFC hula girl Janell DeLima. Absent from the photo is Keith Jackson who missed the contest due to injury.

JOE ROBBIE STADIUM



Joe Robbie Stadium, "South Florida's Major League Facility," will again serve as home of the Miami Dolphins for the 1993 season. Now in its seventh year of operation, the 75,000 seat, 115 million dollar, state-of-the-art, open-air facility was the first of its kind to be constructed entirely with private funds.

The first football game in Joe Robbie Stadium was held on August 6, 1987, when the Miami Dolphins met the Chicago Bears in a preseason battle. The game also marked the 22nd anniversary of the Dolphins franchise. Plans for the stadium were first announced on March 5, 1984. The clearing of the stadium site began on July 22, 1985 and ground breaking ceremonies were held on December 1, 1985, just 20-1/2 months prior to the first game.

Originally named Dolphin Stadium, the facility was renamed by the Robbie children on April 30, 1987, for the man who had been the driving force behind its construction. "We have seen our father lay everything he owns and everything he has accomplished on the line to build the stadium, putting himself in a real bind," said Tim Robbie. "If he had flunked the marketing test or the private financing test, the project would have been Joe Robbie's folly. So why not 'Joe Robbie Stadium?' Stadiums have been named in other places after people who have done a lot less to deserve it."

Financing for Joe Robbie Stadium was based largely upon the licensing of executive suites and club seats on a 10-year basis. Executive suites which seat 10, 12 or 16 people per box range in price from \$30,000-\$58,000 per year. Each executive suite is fully furnished, including air conditioning, carpeting, refrigerator, icemaker, lockable liquor cabinet, two TV monitors and telephone service, along with catered food and beverage service. Suite patrons also receive two complimentary parking passes as well as four guest passes.

Club Seats, which are priced from \$800-\$1,800 per year on a 10-year license, are 21" wide with chairbacks and arm rests. Club Seat patrons are kept cool by overhead vents which blow circulating air down on them. They are the only grandstand-style seating in the stadium underneath the overhang of the upper deck.

Suite and Club Seat patrons have access to JR's in the Stadium. Located in the east end of the stadium, it commands a panoramic view of the playing area with casual snacks and beverages available in the sports lounge.

The home of first class events, JRS hosted the National Football League's premier game, Super Bowl XXIII on January 22, 1989. It marked the return of the Super Bowl to South Florida after a ten year absence. The stadium will host its second NFL Championship game, when Super Bowl XXIX comes to JRS on January 29, 1995.

On March 7, 1990, H. Wayne Huizenga, Chairman of the Board

and Chief Executive Officer of Blockbuster Video and Huizenga Holdings Inc., agreed to purchase fifty (50) percent of Robbie Stadium Corporation (the parent company of Joe Robbie Stadium) and became the point man in the drive to bring Major League Baseball to JRS. That effort was rewarded in July of 1991, when South Florida was awarded a National League expansion franchise.

As the seasons change, so do the sporting events at Joe Robbie Stadium. Major League Baseball officially began in South Florida this past spring as the Florida Marlins opened their inaugural campaign as a National League team. On April 5, 1993, the "new" look of JRS as a baseball facility was unveiled to the public for the first time as the Florida Marlins hosted the Los Angeles Dodgers. The Marlins began their existence by finishing the first day in first place with a 6-3 win over the Dodgers.

Before the arrival of the Marlins, JRS had played host to thirteen spring training games that attracted 370,000 fans that paved the way for baseball in South Florida.

Behind the scenes, JRS underwent renovations to accommodate Major League Baseball and the Florida Marlins. The conversion included the installation of retractable seating on the north side of the stadium, the construction of the baseball press box in the south west corner of the facility, the building of the baseball dugouts, the addition of 660 new lights for suitable night play and the installation of an electric disappearing pitcher's mound. The stadium also features a synthetic warning track designed to absorb water. The only other facility to feature this type of track is Oriole Park at Camden Yards, home of the Baltimore Orioles. The renovation also included the construction of the Florida Marlins clubhouse and other amenities to accommodate baseball at JRS.

The facility displays its versatility every year by hosting a wide variety of events and 1992 was no exception. Along with Miami Dolphins football, college football took the field with the third annual Blockbuster Bowl. Music filled the air around JRS as Gloria Estefan along with Comic Relief helped continue the concert tradition of JRS with a fifteen hour Hurricane Relief Concert that helped raise over \$1,000,000 for the Victims of Hurricane Andrew. The 1992 concert season also featured Genesis who put on a spectacular night of entertainment and U2 who brought in the immensely popular Zoo TV Tour. They join the stellar list of musical talents that include Hall & Oates, Chicago, Rod Stewart, The Who, Paul McCartney, New Kids on the Block, and Guns 'N Roses who have all performed at JRS. Other events held in the past at Joe Robbie Stadium include international soccer games featuring the United States World Cup Team, high school football, and numerous trade shows.

The stadium was designed with the spectator in mind. The general seating in Joe Robbie Stadium is a 19" chairback seat with armrest. Each seat offers an excellent view of the playing field and there are no obstructed seats in the stadium. Access to seats is easily gained by the two ramps or the escalators located at each of the four entrance gates.

JRS offers the utmost in comfort and convenience. In the general seating areas (100, 400 levels), there are 40 concession stands, each featuring a TV monitor, so as not to miss a minute of the action. Throughout the stadium, there are a total of 80 restrooms (40 men and 40 women). Inside the stadium, there are two giant scoreboards on both ends of the facility, each comprised of a Sony JumboTRON video screen.

Joe Robbie Stadium is located one mile south of the Dade-Broward county line and sits on a 160-acre site. It is 16 miles northwest of downtown Miami and 18 miles south of Fort Lauderdale.

There are a total of 14,970 parking spaces for cars and 254 parking spaces for buses in the 140-acre on-site lot. There also is a helipad on the premises.

JRS prides itself on the Prescription Athletic Turf (natural grass) making up its playing surface. It was designed with mechanical drainage capability and provides a firm playing surface within 30 minutes of a 1" per hour of rain.

Joe Robbie Stadium is truly "South Florida's Major League Facility."

STADIUM FACTS

Stadium Address	2269 N.W. 199th St. Miami, FL 33056
Stadium Telephone	(305) 623-6100/620-5000
Relative Location	16 miles northwest of downtown Miami 18 miles southwest of Fort Lauderdale 14 miles north of Orange Bowl 3/4 mile south of Calder Race Track 1 mile south of Dade-Broward county line on N.W. 27th Ave.
Opening Date	August 16, 1987 Chicago Bears 10, Miami Dolphins 3
Project Cost	\$115 million
Method of Financing	Private, through lease of executive suites and club seats
Club Seats	originally \$600-\$1,400 per year on 10-year lease
Executive Suites	originally \$29,000-\$65,000 per year on 10-year lease
Project Site Area	160 acres
Design Team	
Architect	HOK Sports Facilities Group Kansas City, Missouri
Construction Manager	Huber, Hunt and Nichols, Inc. Indianapolis, Indiana
Construction Consultant	George A. Fuller Company New York, New York
Structural Engineer	Bliss & Nyitray, Inc. Miami, Florida
Civil Engineer	Keith and Schnars, P.A. Fort Lauderdale, Florida
Mechanical, Electrical and	Blum Consulting Engineers, Inc. Dallas, Texas
Plumbing Engineers	Dallas, Texas
Acoustical Consultant	The Joiner-Rose Group, Inc. Dallas, Texas
Food Service Consultant	Cini-Little Associates, Inc. Miami, Florida
Football/Soccer Seating Capacity	74,916
General Seating (19" chairback with armrest)	
Lower Deck	26,900
Upper Deck	34,397
Club Seats (21" chairback with armrest)	9,279
215 Executive Suites (10, 12 and 16 seats)	2,272
Wheelchair Seating	152
Full-Time Use For Baseball	
Estimated Seating Capacity	43,909
Playing Field Dimensions	
Left Field Line	335 feet
Center Field Line	410 feet
Right Field Line	345 feet
First Baseball Game	March 11, 1988 Los Angeles Dodgers 10, Baltimore Orioles 8
First Soccer Game	March 4, 1988 U.S. National team 2, Millonarios (Colombia) 1
First Concert	July 3, 1988 Rod Stewart, Hall and Oates and Chicago
First Super Bowl	January 22, 1989 San Francisco 49ers 20, Cincinnati Bengals 16
First Blockbuster Bowl	December 29, 1990 Florida State 24, Penn State 17
Press Boxes	
Football/Soccer	
Working Press Seats	152
Radio/TV Booths	10
Baseball	
Working Press Seats	75
Radio/TV Booths	9
Stadium Access	
Gates	8
Ramps	(25 feet wide, 2 each corner) 8

Escalators	(2 each corner) 8
Elevators	9 (4 club level, 2 service/emergency, 1 press, 1 office, 1 freight)
Parking	
On-Site (140 acres)	14,970 cars 254 buses 1 helipad
Building	
Overall Size	648 feet x 736 feet
Prescription Athletic Turf	128,000 square feet
Materials	3 acres of sod for playing field 55,000 cubic yards of concrete 6,000 tons of reinforcing steel 5 miles of drain pipe 500,000 yards of excavation material 140 miles of electrical wire 3,300 pieces of precast concrete 25,000 square yards of carpet
Concessionaires	FineHost Corporation Greenwich, Connecticut
Novelties	Facility Merchandising Incorporated Universal City, California
Facilities	
Concession Stands	40 stands, 220 service lines 1 TV monitor per stand
Restrooms	40 men, 40 women
Locker Rooms	(60 lockers in each) 3
Playing Field	
Surface	Prescription Athletic Turf (Natural Grass)
Drainage	Firm Playing Surface Within 30 Minutes of a 1" Per Hour Rain
Scoreboards	
Main (East End Zone)	56 feet high x 142 feet long
Auxiliary (West End Zone)	54 feet high x 104 feet long
Color Video Screens	27 feet high x 36 feet long (Sony JumboTRON)
Lighting For Playing Field	560 Metal Halide Instant Restrike Light Fixtures 150+ foot candles at playing field

STADIUM HISTORY

- Mar. 5, 1976 - Consultants are hired to do feasibility study for South Florida stadium.
- July 21, 1976 - Preliminary plan for 70,000-seat stadium is unveiled.
- Nov. 15, 1977 - Miami voters reject \$15 million bond issue for Orange Bowl renovations.
- May 22, 1978 - Committee estimates to Dade County a cost of \$40 million to build a new Orange Bowl next to the old one with financing coming from a resort tax and ticket surcharge.
- Feb. 19, 1979 - County attorney rules resort tax money cannot be used to build a new Orange Bowl.
- March, 1979 - National Football League rejects Miami as a Super Bowl site until stadium situation is rectified.
- Dec. 22, 1981 - Dolphins owner Joe Robbie reveals that he is negotiating to develop privately a stadium at Lake Lucerne in north Dade County.
- Nov. 2, 1981 - Voters in Dade and Broward counties overwhelmingly defeat a sales tax increase which would go toward building a new stadium.
- Dec. 14, 1983 - City of Miami voters reject sales tax increase to renovate the Orange Bowl.
- Mar. 5, 1984 - Dolphins owner Joe Robbie announces plans to build a new multi-purpose stadium in north Dade County at the team's annual awards banquet.
- Mar. 13, 1984 - City of Miami voters reject raising taxes to pay for \$55 million bond issue to repair the Orange Bowl.
- May 10, 1984 - Dolphins owner Joe Robbie begins campaign to

market Dolphin Stadium executive suites and club seats.

July 3, 1984 - Metro Commission accepts 160 acres donated by Emil and Lawrence Morton at Lake Lucerne, then leases it to Dolphin Stadium Corporation for 99 years.

Dec. 6, 1984 - Metro commissioners unanimously agree to let Dolphins owner Joe Robbie sell \$85 million in tax exempt bonds to finance his stadium project.

Jan. 8, 1985 - Dolphins owner Joe Robbie announces that he is ready to spend two million dollars for stadium blueprints and engineering studies.

Mar., 1985 - Formal application is made by Dolphins owner Joe Robbie for permission to build Dolphin Center, which will include a stadium, hotels, offices, stores and restaurants.

Mar. 14, 1985 - At the NFL meetings in Phoenix, Dolphin Stadium is named as the host site for Super Bowl XXIII (1989).

July 22, 1985 - Clearing of stadium site begins.

Sept. 9, 1985 - South Florida Regional Planning Council recommends approval of proposed Dolphin Center.

Sept. 26, 1985 - Metro Commission approves development order and zoning request of Dolphin Center.

Dec. 1, 1985 - Groundbreaking ceremonies for Dolphin Stadium take place.

Dec. 19, 1985 - Foundation permit is issued to Dolphin Stadium Corporation by Dade County.

Dec. 26, 1985 - First concrete is poured at stadium site.

Dec. 31, 1985 - Dolphins owner Joe Robbie obtains construction loan and is granted permanent financing for the new stadium.

June 3, 1986 - Dolphins owner Joe Robbie plants a ceremonial 30-foot Royal Palm tree to begin a million-dollar beautification project for neighborhoods near Dolphin Stadium.

Aug. 27, 1986 - Topping Out Ceremonies take place at Dolphin Stadium as highest point of construction is reached.

Feb. 3, 1987 - Metro Commission unanimously passes a resolution recommending that Dolphin Stadium be named after its builder, Joe Robbie.

April 30, 1987 - Tim Robbie, designated spokesman for the Robbie children, announces that Dolphin Stadium has been renamed "Joe Robbie Stadium."

Aug. 2, 1987 - An estimated 40,000 people attend Family Day at Joe Robbie Stadium, the general public's first opportunity to see the new facility.

Aug. 16, 1987 - The Miami Dolphins play host to the Chicago Bears in the first game ever played in Joe Robbie Stadium. The Bears put a damper on the festive evening with a 10-3 preseason victory in front of 63,451 fans. The date also marks the 22nd anniversary of the Dolphin franchise.

Oct. 11, 1987 - The Dolphins' "replacement" team records a 42-0 shutout win over the Kansas City Chiefs in the first regular-season game at JRS.

Mar. 4, 1988 - The first soccer game ever played at JRS takes place as part of the Marlboro Soccer Cup of Miami. The U.S. National team defeats Millionarios of Colombia, 2-1, in the match before 14,877 fans.

Mar. 11, 1988 - The first baseball game ever played at JRS takes place in front of 24,247 spectators, then the largest crowd ever to see a major-league game in the state of Florida. The Los Angeles Dodgers defeat the host Baltimore Orioles, 10-8, in the exhibition contest. The following night, the Montreal Expos beat the Orioles, 9-3, with 17,830 in attendance. Seven home runs are hit each night as a temporary 30-foot wall in left field compensates for a distance of 272 feet down the foul line.

April 16, 1988 - A technical inspection team from FIFA, soccer's

international governing body, visits JRS as part of the United States' bid to host the 1994 World Cup.

July 3, 1988 - The first concert ever held at JRS takes place "Happy Birthday America '88" features performances by Rod Stewart, Hall and Oates and Chicago.

Jan. 22, 1989 - The first Super Bowl ever held at JRS takes place. The game marks the first-time since Super Bowl XIII (January 21, 1979) that the NFL's Championship game is played in Miami. The San Francisco 49ers came back in the final minutes of the game to defeat the Cincinnati Bengals, 20-16.

Mar. 7, 1990 - H. Wayne Huizenga, Chairman of the Board and Chief Executive Officer of Blockbuster Video and Huizenga Holdings, Inc., agrees to purchase fifty percent (50%) of Robbie Stadium Corporation (the parent company of Joe Robbie Stadium), as well as a fifteen percent (15%) limited partnership interest in the Miami Dolphins.

April 14 & 15, 1990 - Nearly 100,000 people pack the stands in Joe Robbie Stadium over a two-day period to see former Beatle Paul McCartney perform live in concert.

April 17, 1990 - The Blockbuster Bowl, college football's newest post-season bowl game, is officially certified by the NCAA. The bowl is scheduled to kickoff its inaugural matchup on December 29, 1990, at Joe Robbie Stadium.

Dec. 29, 1990 - The Florida State Seminoles defeat the Penn State Nittany Lions, 24-17, in the inaugural Blockbuster Bowl at JRS before a capacity crowd of 74,021.

Jan. 5, 1991 - Dolphins host the Kansas City Chiefs in the first NFL playoff game ever played in JRS. The Dolphins come back in the final moments of the contest to defeat the Chiefs, 17-16.

Jan. 28, 1991 - Seats are removed on the north side of the JRS to begin renovating the stadium for baseball.

March 26, 1991 - Wayne Huizenga and the Robbie family jointly purchase 42 acres adjacent to Joe Robbie Stadium. In addition, Huizenga purchases two additional lots, totaling 65 acres. The lots were purchased from the estates of Emil and Lawrence Morton.

March 30, 1991 - The New York Yankees and the Baltimore Orioles play an exhibition game before 67,654 fans at Joe Robbie Stadium - the largest crowd ever to watch a baseball game in a non-Major League city. The Yankee-Oriole game the following day draws 57,359, giving the two-game series at JRS a total attendance figure of 125,013.

May 23, 1991 - At the NFL meetings in Minneapolis, Joe Robbie Stadium is selected as the host site for Super Bowl XXIX, to be played on January 29, 1995.

June 10, 1991 - The National League expansion committee recommends South Florida (Joe Robbie Stadium) and Denver to Major League Baseball's ownership committee as the two sites for National League expansion. The two teams will begin play in 1993.

July 18, 1991 - Major League Baseball officially awards South Florida a National League expansion franchise, the Florida Marlins, who will begin play in 1993 at Joe Robbie Stadium.

Jan. 25, 1992 - The U.S. World Cup soccer team faces the Soviet National Team (C.I.S.) before a South Florida record soccer crowd of 30,386.

Jan. 17, 1993 - Dolphins host the Buffalo Bills in first AFC Championship Game ever played at JRS. In front of 72,703 fans, the largest crowd ever to watch a Dolphin game at JRS, the Bills defeat the Dolphins 29-10 and advance to Super Bowl XXVII.

April 5, 1993 - In the first regular season baseball game ever played at JRS, the Florida Marlins win their inaugural game, defeating the Los Angeles Dodgers 6-3.

STADIUM "FIRSTS"

FOOTBALL

PRESEASON GAME: 8/16/87 - Chicago 10, Dolphins 3
REGULAR-SEASON GAME: 10/11/87 - Dolphins 42, Kansas City 0
DOLPHIN PLAYOFF GAME: 1/5/91 - Dolphins 17, Kansas City 16
SUPER BOWL: 1/22/89 - San Francisco 49ers 20, Cincinnati Bengals 16
COLLEGE BOWL GAME: 12/29/90 - Florida State 24, Penn State 17
DOLPHIN WIN: 10/11/87 - Dolphins 42, Kansas City 0
DOLPHIN LOSS: 10/25/87 - Buffalo 34, Dolphins 31 (OT)
DOLPHIN SHUTOUT: 10/11/87 - Dolphins 42, Kansas City 0
SHUTOUT, OPPONENT: 7/26/91 - Chicago 6, Dolphins 0 (preseason)
OVERTIME GAME: 10/25/87 - Buffalo 34, Dolphins 31
PLAYER TO VISIT JRS WITH TWO DIFFERENT TEAMS: Doug Flutie (Chicago, 8/16/87 and New England, 12/28/87)

REGULAR-SEASON GAMES
NATIONAL ANTHEM, PERFORMANCE: Thomas Brown, III vs. Kansas City, 10/11/87 (played trumpet)
NATIONAL ANTHEM, SINGING: Pete Harris vs. Buffalo, 10/25/87
COIN TOSS: vs. Kansas City, 10/11/87 (won by Chiefs)
DOLPHIN CAPTAINS: Kyle Mackey, Tim Pidgeon, Demetrious Johnson
KICKOFF: Willie Beecher (Dolphins) vs. Kansas City, 10/11/87 (to 2-yard line)
KICKOFF RETURN: Kevin Wyatt of Kansas City, 10/11/87 (21 yards)
DOLPHIN KICKOFF RETURN: Pete Roth vs. Kansas City, 10/11/87 (23 yards)
TACKLE, ON KICKOFF: Scott Nicolas (Dolphins) vs. Kansas City, 10/11/87 (of Kevin Wyatt)
KICKOFF RETURNED FOR TD: Stanford Jennings (Cincinnati) vs. San Francisco (SB XXIII), 1/22/89
PUNT: Kelly Goodburn of Kansas City, 10/11/87 (47 yards)
DOLPHIN PUNT: Stacy Gore vs. Kansas City, 10/11/87 (35 yards)
PUNT RETURN: Mike Caterbone (Dolphins) vs. Kansas City, 10/11/87 (15 yards)
PUNT RETURNED FOR TD: None
BLOCKED PUNT: William Judson (Dolphins) vs. Green Bay, 9/18/88
PENALTY: On Dolphins vs. Kansas City, 10/11/87 (illegal formation)
FIELD GOAL ATTEMPT: Willie Beecher (Dolphins) vs. Kansas City, 10/11/87 (missed from 49 yards)
FIELD GOAL: Scott Norwood of Buffalo, 10/25/87 (41 yards)
DOLPHIN FIELD GOAL: Fuad Reveiz vs. Buffalo, 10/25/87 (46 yards)
TURNOVER: Alex Espinosa of Kansas City intercepted by Liffort Hobley of Dolphins, 10/11/87
DOLPHIN TURNOVER: Lawrence Sampleton fumbles (recovered by James Harrell) vs. Kansas City, 10/11/87
FUMBLE: Blaine Smith of Kansas City, 10/11/87 (own recovery)
DOLPHIN FUMBLE: Lawrence Sampleton vs. Kansas City, 10/11/87 (recovered by Chiefs' James Harrell)
FORCED FUMBLE: Mike Lambrecht (Dolphins) vs. Kansas City, 10/11/87 (on Chris Smith)
FUMBLE LOST: Chris Smith of Kansas City, 10/11/87 (recovered by Liffort Hobley)
FUMBLE RECOVERY: Blaine Smith of Kansas City 10/11/87 (his own)
FUMBLE RETURNED FOR TD: Liffort Hobley (Dolphins) vs. Kansas City 10/11/87 (55 yards)
INTERCEPTION: Liffort Hobley (Dolphins) vs. Kansas City, 10/11/87 (of Alex Espinosa)
INTERCEPTION RETURNED FOR TD: Donnie Shell of Steelers, 11/1/87 (50 yards)
SCORING PLAY: Rickey Isom (Dolphins) vs. Kansas City, 10/11/87 (6-yard TD run)
SCORING PLAY, OPPONENT: Scott Norwood of Buffalo, 10/25/87 (41-yard FG)
TOUCHDOWN: Rickey Isom (Dolphins) vs. Kansas City, 10/11/87 (6-yard run)
RUSHING TOUCHDOWN: Rickey Isom (Dolphins) vs. Kansas City, 10/11/87 (6 yards)
RUSHING TOUCHDOWN, OPPONENT: Robb Riddick of Buffalo, 10/25/87 (1 yard)
PASSING TOUCHDOWN: Dan Marino to Mark Duper (Dolphins) vs. Buffalo 10/25/87 (5 yards)
PASSING TOUCHDOWN, OPPONENT: Jim Kelly to Chris Burkett (Buffalo) 10/25/87 (14 yards)
DEFENSIVE TOUCHDOWN: Liffort Hobley (Dolphins) vs. Kansas City, 10/11/87 (55-yard fumble return)

52

DEFENSIVE TOUCHDOWN, OPPONENT: Donnie Shell of Steelers, 11/1/87 (50-yard interception return)
SPECIAL TEAMS TOUCHDOWN: Marc Logan (Dolphins) vs. Buffalo, 9/10/89 (blocked punt recovery)
SCORING DRIVE: By Miami (7 plays, 54 yards in 3:28) vs. Kansas City 10/11/87
PAT: Willie Beecher (Dolphins) vs. Kansas City, 10/11/87 (Good)
MISSED PAT: Fuad Reveiz (Dolphins) vs. Washington, 12/20/87
FIRST DOWN: Robert Parker of Kansas City, 10/11/87 (1-yard run)
DOLPHIN FIRST DOWN: Dameon Reilly (Dolphins) vs. Kansas City, 10/11/87 (16-yard pass from Kyle Mackey)
THIRD-DOWN CONVERSION: By Kansas City, 10/11/87 (Robert Parker 1-yard run)
DOLPHIN THIRD-DOWN CONVERSION: vs. Kansas City, 10/11/87 (16-yard pass from Kyle Mackey to Dameon Reilly)
FOURTH-DOWN CONVERSION: By Dolphins vs. Buffalo, 10/25/87 (17-yard pass from Dan Marino to Mark Duper)
TACKLE: Mike Lambrecht (Dolphins) vs. Kansas City, 10/11/87 (of Robert Parker)
TACKLE, OPPONENT: Chris Lindstrom of Kansas City, 10/11/87 (of John Tagliaferri)
QB SACK: Ike Readon (Dolphins) vs. Kansas City, 10/11/87 (of Matt Stevens)
QB SACK, OPPONENT: Bruce Smith of Buffalo, 10/25/87 (of Dan Marino)
RUSHING ATTEMPT: Robert Parker of Kansas City, 10/11/87 (2 yards)
DOLPHIN RUSHING ATTEMPT: John Tagliaferri vs. Kansas City, 10/11/87 (2 yards)
PASSING ATTEMPT: Matt Stevens of Kansas City, 10/11/87 (incomplete, intended for David Montagne)
DOLPHIN PASSING ATTEMPT: Kyle Mackey vs. Kansas City, 10/11/87 (incomplete, intended for Eddie Chavis)
PASS COMPLETION: Matt Stevens to John Trahan (Kansas City), 10/11/87 (5 yards)
DOLPHIN PASS COMPLETION: Kyle Mackey to Mark Konecny vs. Kansas City, 10/11/87 (10 yards)
TIMEOUT: By Dolphins vs. Kansas City, 10/11/87 (2:23 of 2nd quarter)
INJURY: Kevin Wyatt of Kansas City, 10/11/87 (ankle)

BASEBALL


EXHIBITION GAME: March 11, 1988, Los Angeles Dodgers 10, Baltimore Orioles 8
REGULAR SEASON:
GAME: April 5, 1993, Florida Marlins 6, Los Angeles Dodgers 3
CEREMONIAL FIRST PITCH: New York Yankee great Joe DiMaggio
PITCH: Charlie Hough (Marlins) a called strike to Jose Offerman (Dodgers), 4/5/93
HIT: Bret Barberie (Marlins) first inning single to left field off Orel Hershiser (Dodgers), 4/5/93
DOUBLE: Eric Davis (Dodgers) second inning, 4/5/93
TRIPLE: Walt Weiss (Marlins), second inning, 4/5/93
HOME RUN: Tim Wallach (Dodgers), sixth inning solo home run over left field wall, 4/5/93
RUN: Benito Santiago (Marlins), second inning, 4/5/93
RBI: Walt Weiss (Marlins), second inning, 4/5/93
STOLEN BASE: Jeff Conine (Marlins), eighth inning 4/5/93
STRIKEOUT: Jose Offerman (Dodgers) goes down looking to Charlie Hough in first inning, 4/5/93
WALK: Eric Karros (Dodgers), second inning off Charlie Hough, 4/5/93
ERROR: Jody Reed (Dodgers), muffs first inning ground ball hit by Scott Pose, 4/5/93
WINNING PITCHER: Charlie Hough (Marlins), 4/5/93
LOSING PITCHER: Orel Hershiser (Dodgers), 4/5/93
SAVE: Bryan Harvey (Marlins), 4/5/93

SOCCER

(all 3/4/88, U.S. vs. Millonarios)
GAME: 3/4/88 - U.S. National team 2, Millonarios (Colombia) 1
GOAL: Jorge Raigoza (Millonarios) at 55:44
ASSIST: Ruben Dario Hernandez (Millonarios)
GAME-WINNING GOAL: Bruce Murray (U.S.), at 78:34
PENALTY KICK: Tab Ramos (U.S.), saved by Ruben Cousillas of Millonarios

53

DOLPHINS TRAINING CENTER



On July 11, 1993, the Miami Dolphins officially moved into their brand new training facility at Nova University in Davie, Florida, from their long-time base at St. Thomas University.

The new 8.5 million dollar state-of-the-art facility covers 58,000 square feet and incorporates the latest technology and advances that were utilized in the design of other recently constructed NFL training facilities.

The Dolphins' training center not only will house the team's entire football operation and staff, but it also will serve as the site of the club's preseason training camp and all off-season conditioning programs as well.

The facility includes a large locker room area, sauna and steam rooms, a therapy swimming pool, a cold plunge pool, whirlpools, and one of the largest weight training rooms in the NFL.

In addition to the physical training needs, modern support facilities also were constructed. Those include lounges, conference rooms, equipment rooms, laundry areas, video editing labs, and an auditorium that will function as a site for major press conferences as well as for full team and staff meetings.

Administrative offices, located on the second floor, include the head coaches' office with an adjacent conference room overlooking the practice fields. Offensive and defensive coaches' offices flank these areas. Other office space exists for personnel and administrative staff members.

At the rear of the facility are two full-sized grass football fields, which were constructed utilizing the Prescription Athletic Turf (PAT) system that also is used for the field at Joe Robbie Stadium. That system incorporates underground pipes and electronic pumps to remove water from the fields when natural drainage is not adequate.

With a primary emphasis to design the complex in a "fan-friendly" manner, a new bleacher structure adjacent to the fields was constructed, utilizing elements of Joe Robbie Stadium itself. When JRS was revised to accommodate baseball, large sections of fixed concrete seating areas from the stadium had to be removed. Those sections have now been relocated to the Nova facility as part of the new complex, including many of the chair back seats that formerly were at the stadium. As a result, the new bleacher facility at Nova can accommodate 2,000 spectators, including many in chair-back seats, for open practice sessions and special events. In addition, the structure also includes additional permanent amenities for fans such as concession areas, ticket windows, and rest rooms.

TRAINING CENTER FACTS

Cost.....	\$8.5 million
Method of Financing	\$5.0 million bond issue \$3.5 million from Dolphins
Site	Nova University 7500 S.W. 30th Street Davie, Florida 33314
Architects.....	Roy D. Smith and Associates
Contractors	Miller and Solomon, Inc.
Distance to Facility From Airport.....	12 miles-Ft. Lauderdale Int'l
Number of Stories of Facility.....	2
Total Acreage	9.04 acres
Square Feet of Training Facility	58,000 feet
Square Feet of Bleacher Building	15,000 feet
Number of Seats for Fans	2,000 (680 chairbacks, 1,320 bench seating)
Square Feet of Weightroom.....	5,800 feet inside, 1,700 feet outside
Square Feet of Locker Room	4,600 feet
Number of Lockers	84 players, 18 coaches & staff
Square Feet of Player Lounge	1,008 feet
Number of Offices for Coaches and Personnel	29
Number of Player Meeting Rooms.....	7 and 1 auditorium
Number of Conference Rooms	5
Square Feet of Auditorium.....	2,950 feet
Number of Seats in Auditorium	90 seats
Square Feet of Media Workroom	1,100 feet (includes press room and media interview room)
Work Spaces in Media Workroom.....	25
Number of Whirlpools	3 portable, 1 hot pool and 1 cold pool
Square Feet of Pool	800 feet
Square Feet of Jacuzzi	225 feet
Square Feet of Cold Water Plunge	80 feet
Sauna Capacity	10
Steam Room Capacity	10
Number of Practice Fields	2 (both grass)
Type of Grass for Practice Fields.....	Tifway 419 Bermuda
Type of Drainage System	Prescription Athletic Turf- patented (sub-terrain vacuum drainage)
Parking for Players and Coaches	109 spaces
Parking for Business and Media	43 spaces
Parking for Fans (training camp only)	475 spaces in adjacent parking area

CHRONOLOGY OF MIAMI DOLPHIN TRAINING CENTER SITES

July 5, 1966 - August 6, 1966	Boca Ciega High School; St. Petersburg, Florida
August 7, 1966 - April 24, 1970	St. Andrew's School; Boca Raton, Florida
April 25, 1970 - July 11, 1970.....	Indoctrination Camp at Univ. of Miami; Miami, Florida
July 12, 1970 - June 30, 1993	Biscayne College/St. Thomas University; Miami, Florida
July 1, 1993	Nova University; Davie, Florida

WHAT TO LOOK FOR IN 1993

DON SHULA...

- to become the winningest coach in NFL history, passing George Halas (324 career wins). He has 318 career wins.

MARK DUPER...

- to break the team record for career receptions, passing Mark Clayton (550 catches). He has 511 receptions.
- to reach 9,000 career receiving yards. He has 8,869 yards.

MARK HIGGS...

- to move as high as third on the team's all-time 100-yard games rushing list, passing Delvin Williams (six) and Benny Malone (eight). He has five 100-yard games.
- to move as high as fifth on the team's all-time rushing yardage list, passing Lorenzo Hampton (1,949), Benny Malone (2,129), Andra Franklin (2,232) and Delvin Williams (2,632). He has 1,887 rushing yards.

DAN MARINO...

- to move as high as second on the NFL's all-time passing yardage list, behind only Fran Tarkenton (47,003). He has 39,502 yards and could pass Johnny Unitas (40,239) and Dan Fouts (43,040).
- to move into second on the NFL's all-time pass attempts list, behind only Fran Tarkenton (6,467). He has 5,284 attempts and would pass Dan Fouts (5,604).
- to move into second on the NFL's all-time pass completions list, behind only Fran Tarkenton (3,686). He has 3,128 completions and would pass Dan Fouts (3,297).
- to move into sole possession of second on the NFL's all-time touchdown pass list, behind only Fran Tarkenton (342). He has 290 career touchdown passes and is currently tied for second with Johnny Unitas.
- to become the NFL's all-time leader in games with four or more TD passes. He has 17 such games and is tied with Johnny Unitas for the NFL record.
- to move as high as a tie for third on the team's all-time games played list with Ed Newman (177); passing Bruce Hardy (151), Larry Little (158), Vern Den Herder (159), Bob Griese and Don Strock (163). He has played in 151 games.
- to move as high as second on the team's all-time games started list, passing Larry Little (152) and Bob Griese (157). He has started 149 games.
- to reach 40,000 career passing yards as he would join Johnny Unitas (40,239 yards), Dan Fouts (43,040) and Fran Tarkenton (47,003 yards) as the only quarterbacks in NFL history to record 40,000 or more passing yards. He has 39,502 yards.
- to reach 300 career touchdown passes as he would join Fran Tarkenton (342 TDs) as the only quarterbacks in NFL history to record 300 or more touchdown passes. He has 290 career touchdowns.
- should he lead the league in attempts, he would accomplish the feat for the fifth time in his career and set an NFL record for most seasons leading the league in that category. He led the league in 1984, 1986, 1988 and 1992 and is tied with Sammy Baugh (1937, 1943, 1947-48), John Unitas (1957, 1959-61) and George Blanda (1953, 1963-65).
- should he lead the league in completions, he would accomplish the feat for the sixth time in his career and set an NFL record for most seasons leading the league in that category. He led the league in 1984-86, 1988 and 1992 and is tied with Sammy Baugh (1937, 1943, 1945, 1947-48).
- should he lead the league in passing yards, he would accomplish the feat for the sixth time in his career and set an NFL record for most seasons leading the league in that category. He led the league in 1984-86, 1988 and 1992 and is tied with Sonny Jurgensen (1961-62, 1966-67, 1969).
- should he lead the league in touchdown passes, he would join only Johnny Unitas (1957-60) and Len Dawson (1962-63, 1956-66)

to have led the NFL in that category for four seasons. He led the league in 1984-86.

- should he be selected to start in the Pro Bowl, he would accomplish the feat for the sixth time in his career and set the team record for most career Pro Bowl starts. He has been selected to start in five Pro Bowls and is currently tied with Jim Langer.

LOUIS OLIVER...

- to move as high as fourth on the team's all-time interception list, passing Tim Foley (22), Curtis Johnson (22), Gerald Small (23) and William Judson (24). He has 19 career interceptions.
- should he lead or share the team lead in interceptions, he would set the team record for most consecutive seasons for either leading or sharing for the lead in interceptions. Oliver has led the team in interceptions for four straight seasons (1989-92) and is tied with Glenn Blackwood (1984-87) for the team record.

PETE STOYANOVICH...

- to move as high as second on the team's all-time scoring list, passing Nat Moore (450), Mark Clayton (492) and Uwe von Schamann (540). He has 440 career points.
- to move into sole possession of second place on the team's all-time field goal list. He has 101 and is tied with Uwe von Schamann behind only Garo Yepremian.



DOLPHIN FACT


The Dolphins have never lost to an NFC East team at home in the regular season. Miami is a perfect 10-0 in home games with NFC East foes since the merger of the National and American Football Leagues in 1970. The Dolphins are 4-0 vs. Philadelphia, 2-0 vs. Dallas, 3-0 vs. Phoenix and 1-0 vs. Washington. The Dolphins will play host to the Redskins and Giants in 1993. This will be Miami's first meeting at home against the Giants. The two teams were scheduled to play at Joe Robbie Stadium in 1987, but the game was cancelled due to the players' strike.



DOLPHIN FACT

The Miami Dolphins held opponents to an average of 100.0 rushing yards per game during the 1992 regular season. Miami's rushing defense ranked as the sixth best in the National Football League during '92. In addition, the Dolphins' average of 100.0 rushing yards allowed per game was the fewest average rushing yards allowed per game in team history. The previous low for average rushing yards allowed per game was an average of 103.8 yards accomplished during the 1970 season.

1993 DOLPHINS



BRUCE ALEXANDER



5-8 178
Cornerback #32
Born: 9/17/65
College: Stephen F.
Austin '89
Acquired: PB (Det.), 1992
NFL: Fifth Season
Dolphins: Second Season

- **PRO:** 1992 – Cornerback acquired by Miami off unprotected list of Detroit on March 26, 1992 . . . Played in 12 regular season games with one start in '92 . . . Had regular season cut short due to injury, but returned for playoffs . . . Finished with 11 tackles (ten solo), one interception, one fumble recovery and four passes defended . . .
- Added seven tackles on special teams and a blocked punt . . . Made Dolphin debut in season opener at Cleveland (9/14) in reserve role . . . Recorded season-high four tackles vs. Atlanta (10/11) . . . Had a forced fumble on special teams vs. New England (10/19) that was recovered by teammate J.B. Brown and resulted in an eventual Dolphin field goal . . . Had exceptional game in only start of season vs. Houston (11/22) . . . Responded with an interception of a Cody Carlson pass with score tied 16-16 in the fourth quarter and also blocked a punt as the Dolphins went on to win 19-16 over Oilers . . . It was his first career blocked punt and the first blocked punt by a Dolphin since Marc Logan blocked a Maury Buford punt at Chicago on November 24, 1991 . . . Suffered pulled right groin at New Orleans (11/29) . . . Placed on Injured Reserve on Dec. 2 and missed remainder of regular season . . . Activated from Injured Reserve on January 6, 1993 . . . Saw action in both playoff games for Dolphins . . . Had one tackle and a pass defended in post-season . . . Recorded a pass defended in AFC Divisional Playoff Game against San Diego (1/10/93) . . . Had a tackle in AFC Championship Game vs. Buffalo (1/17/93).
- **1991** – Played in nine regular season games and both playoff contests for Detroit in 1991 . . . Finished regular season with 16 tackles (13 solo) and an interception . . . Added two tackles on special teams . . . Had one tackle in playoffs . . . Opened season with three tackles and an interception at Washington (9/1) . . . Had season-high four tackles vs. Green Bay (9/8) . . . Registered a pair of tackles and a special teams hit vs. Miami (9/15) . . . Suffered foot injury at Indianapolis (9/22) and placed on Injured Reserve . . . Missed seven weeks of season on IR . . . Activated off Injured Reserve on November 22 . . . Had a pair of solo tackles at Green Bay (12/15).
- **1990** – Had injury shortened season . . . Played in just one game . . . Sustained knee injury in final preseason game against Cincinnati . . . Placed on Injured Reserve on September 4 . . . Missed first 12 weeks of season . . . Activated off IR on December 7 . . . Saw only playing time of season in Lions' Monday Night game against the Raiders (12/10) and recorded one solo tackle . . . Suffered heel injury in Raiders' game and was inactive for remaining three games of season.
- **1989** – Played in eight games with one start . . . Finished season with 24 tackles (22 solo), a forced fumble and six passes defended . . . Also returned two kickoffs for 37 yards . . . Performed well as free agent during training camp and opened season on

developmental squad . . . Spent first eight weeks of season on developmental roster . . . Was added to active roster for Houston contest (11/5) . . . Responded with six tackles, two passes defended and a forced fumble at Oilers . . . Contributed one tackle vs. Green Bay (11/12) and two tackles at New Orleans (12/3) . . . Played in final three quarters at left cornerback at Chicago (12/10) and recorded eight tackles and a pass defended . . . Accounted for one tackle vs. Tampa Bay (12/17) . . . Drew his first NFL start at left cornerback in season finale at Atlanta (12/24) and had six solo tackles . . . Signed as undrafted free agent by Detroit in 1989.

COLLEGE: Three-year starter at Stephen F. Austin . . . Led the Southland Conference with six interceptions during senior year . . . Earned 1988 Walter Camp Division I-AA All-America honors.

PERSONAL: Single, resides in Lufkin, Texas . . . Attended Lufkin (Texas) High School . . . Hobbies include basketball and fishing . . . Favorite author is Ernest Hemingway . . . Favorite singer is Luther Vandross . . . Full name is Bruce Edward Alexander, born September 17, 1965, in Lufkin, Texas.

NFL REGULAR SEASON STATISTICS

YEAR	TEAM	G-S	TACK.	ASST.	TOTAL	FUM. REC.	INT.	YDS.	LG
1989	Detroit	9-1	22	2	24	0	0	0	0
1990	Detroit	1-0	1	0	1	0	0	0	0
1991	Detroit	9-0	13	3	16	0	1	0	0
1992	Miami	12-1	10	1	11	1	1	0	0
4-YEAR TOTALS		31-2	46	6	52	1	2	0	0

NFL PLAYOFF STATISTICS

YEAR	TEAM	G-S	TACK.	ASST.	TOTAL	FUM. REC.	INT.	YDS.	LG
1991	Detroit	2-0	1	0	1	0	0	0	0
1992	Miami	2-0	1	0	1	0	0	0	0
PLAYOFF TOTALS		4-0	2	0	2	0	0	0	0

ADDITIONAL STATS

Kickoff Returns: 2 for 37 yards, 18.5 avg., long 20 in 1989
Special Teams Tackles: 2 in 1991, 7 in 1992 for total of 9 (P-2)
Passes Defensed: 6 in 1989, 3 in 1991, 4 in 1992 for total of 13 (P-1)
Forced Fumbles: 1 in 1989
Blocked Punt: 1 in 1992

FRED BANKS



5-10 185 #**86**
Wide Receiver
Born: 5/26/62
College: Liberty '85
Acquired: FA, 1987
NFL: Eighth Season
Dolphins: Seventh Season

PRO: 1992 - Wide receiver is among fastest players on Dolphins . . . Played in all 16 regular season games and both playoff contests . . . Finished with 22 catches for 319 yards (14.5 yards per catch) and three touchdowns . . . Led Dolphins in receiving yardage once in

1992 . . . Waived by team on final cut on August 31 and re-signed by Dolphins on September 1 . . . Opened season with two catches for 40 yards at Cleveland (9/14) . . . Had two catches for 23 yards at Seattle (9/27), including critical 15-yard TD catch from a groggy Dan Marino with 2:15 left in the contest to give Miami a comeback 19-17 win . . . Caught two passes for 12 yards and a three-yard touchdown at Indianapolis (11/8) . . . Had best game of season vs. Houston (11/22) with four receptions for a team-high 85 yards and a 35-yard touchdown from Marino . . . Registered three catches for 48 yards at New Orleans (11/29) . . . Caught three passes for 35 yards vs. N.Y. Jets (12/20) . . . Did not have a catch in AFC Divisional Playoff game vs. San Diego (1/10/93) . . . Had two catches for 18 yards in AFC Championship game vs. Buffalo (1/17/93).

1991 - Played in just seven games . . . Had two stints on Injured Reserve during 1991 . . . Finished season with nine catches for 119 yards and a touchdown . . . Opened season with one catch for 25 yards at Buffalo (9/1) . . . Caught one pass for 20 yards vs. Indianapolis (9/8) . . . Had a 13-yard reception before suffering injury to right knee at Detroit (9/15) . . . Placed on Injured Reserve on September 17 . . . Underwent arthroscopic surgery on right knee to repair cartilage tear on September 19 . . . Missed five games due to injury . . . Activated from IR on October 28 . . . Caught three passes for 33 yards in his first game back from IR list at Indianapolis (11/3) . . . Had one reception for 12 yards before suffering fracture of his lower right leg vs. Chicago (11/24) . . . Was placed on the Injured Reserve on Nov. 26 . . . Missed remainder of season.

1990 - Played in eight regular season games with one start . . . Finished season with 13 catches for 131 yards and added one rush for three yards . . . Opened season as starter at wide receiver at New England (9/9) in place of Mark Clayton, who was inactive for that game with a hamstring injury . . . Led team in receptions with six catches (matching his single game high, accomplished twice previously) for 53 yards . . . Caught two passes for 33 yards and recorded first career rush for three yards on a reverse vs. Buffalo (9/16) . . . Dressed but did not play at Pittsburgh (9/30) due to foot injury . . . Registered four catches for 30 yards vs. N.Y. Jets (9/23) . . . Caught one pass for 15 yards at Indianapolis (11/28) . . . Suffered fractured foot in practice on Nov. 15 . . . Placed on injured reserve on Nov. 16 . . . Missed last seven games of regular season and playoffs.

1989 - Had best season of NFL career . . . Played in 15 games with three starts . . . Set career highs with 30 catches and 520 receiving yards . . . In addition, his average of 17.3 yards per catch was the best mark on the team among receivers with ten or more receptions . . . It was the second straight season that he led the team in average gain per reception, and he became only Dolphin other than Mark Duper or Mark Clayton to lead Miami in average yards per catch (20 or more receptions) since 1982 . . . Recorded one or more receptions in 12 of his 15 games . . . Started games vs. Buffalo (9/10), at N.Y. Jets (11/12) and at Indianapolis (12/17) . . . Was on inactive list at New England (9/17) . . . Caught 43-yard touchdown reception on "Hail Mary" pass from Dan Marino that was tipped by teammate Andre Brown on last play of first half to give the Dolphins a 20-12 lead vs. N.Y. Jets (9/24) . . . Caught two passes for 85 yards (including a career-long 61-yard grab) vs. Green Bay (10/22) . . . Recorded four catches for 79 yards at N.Y. Jets (11/12) . . . Had exceptional game vs. New England (12/10) as he registered six catches for a career-high 119 yards.

1988 - Saw action in 11 games with two starts in 1988 . . . Caught 23 passes for 430 yards and two touchdowns, figures that all were career highs until they were surpassed in 1989 . . . Also had the first 100-yard receiving day of career . . . Caught two or more passes in eight of his 11 games . . . Averaged a team-high 18.7 yards per reception . . . Became the first Dolphin to lead team in average gain per reception (with 20 or more catches) other than Mark Duper or Mark Clayton since Jimmy Cefalo led club with a 30.9 average in 1982 . . . Missed first four games of regular season after

RECEIVING BREAKDOWN

	1992						CAREER					
	GM	NO	YDS	AVG	LG	TD	GM	NO	YDS	AVG	LG	TD
Games	11	14	230	16.4	39	1	-	-	-	-	-	-
Receptions	5	8	89	11.1	29	2	-	-	-	-	-	-
Down	16	3	35	11.7	18	0	-	-	-	-	-	-
Down	16	8	120	15.0	22	0	-	-	-	-	-	-
Down	16	10	135	13.5	39	3	-	-	-	-	-	-
Down	16	1	29	29.0	29	0	-	-	-	-	-	-
Half	16	9	127	14.1	39	2	-	-	-	-	-	-
Half	16	13	192	14.8	22	1	-	-	-	-	-	-
Per game	1	0	0	0.0	0	0	-	-	-	-	-	-

GREG BATY



6-6 240
Tight End #**84**
Born: 8/28/64
College: Stanford '86
Acquired: FA, 1990
NFL: Seventh Season
Dolphins: Fourth Season

O: 1992 - Played in all 16 regular season games and both playoff contests . . . Saw action as reserve tight end and also as long snapper on punts . . . Finished season with three catches for 19 yards and one touchdown . . . Added six special team tackles . . . Had one reception for six yards vs. L.A. Rams (9/20) . . . Saw substantial action in reserve role at tight end vs. Indianapolis (10/25) . . . Registered one catch for 12 yards . . . Recorded one catch vs. Buffalo (11/16) for a one-yard touchdown from Dan Marino . . . Did not catch a pass in playoffs.

1991 - Played in all 16 games with eight starts . . . Finished season with 20 catches for 269 yards and a touchdown . . . Was initially placed on waivers on August 26 and was recalled the following day . . . Did not catch a pass in first four games of 1991 . . . Made first start of season and caught three passes for 47 yards at N.Y. Jets (9/29) . . . His receptions in that contest were his first catches since Dec. 13, 1987, when he caught three passes vs. Atlanta as a member of the Los Angeles Rams . . . Had one of the 51 games of his career against New England (10/6) with four catches for career-high 89 yards, including a long catch of 30 yards . . . His 89 receiving yards is his career single-game high, surpassing previous single game best of 76 yards, set as a member of the Patriots vs. New Orleans on November 30, 1986 . . . In addition, his yard reception in that contest also was the longest catch of his career . . . Finished with three catches for 46 yards versus New England (11/10) . . . Had three catches for 30 yards and a touchdown vs. Buffalo (11/18) . . . It was his first touchdown catch since November 18, 1987, at the N.Y. Giants when Baty was a member of the New England Patriots . . . Returned to reserve role for final three games of season and did not catch a pass in any of those three contests.

1990 - Reserve tight end also served as Miami's punt center in 1990 . . . Played in final 12 games of regular season and both playoff contests . . . Did not catch a pass . . . Recorded three tackles on special teams . . . Originally waived by Miami on Sept. 3 and was signed by team on Oct. 4 . . . Recovered punt which glanced off

James Hasty's leg at Jets' six-yard line to set up touchdown at New York (11/11) . . . Re-signed by Dolphins on May 4, 1990, after having spent time with team in 1989.

1989 - Spent '89 preseason in camps of N.Y. Giants and Tampa Bay . . . Waived by both clubs before start of '89 season . . . Signed as free agent with Miami (11/15) before being waived on Nov. 20 . . . Did not see game action for Dolphins.

1988 - Opened '88 season on injured reserve with San Francisco . . . Waived by 49ers on Sept. 20 . . . Signed as free agent with Phoenix (9/30) . . . On active roster for three game but saw action in only one contest . . . Waived by Cardinals on Oct. 18.

1987 - Spent 1987 season with New England and L.A. Rams . . . Played in nine games including five with Patriots and four with Rams . . . Finished season with 18 receptions for 175 yards and two touchdowns . . . Played in first five non-strike games of season with Patriots . . . Caught 15 passes for 138 yards and two touchdowns with Pats . . . Registered team-leading five catches for 37 yards and a score at N.Y. Jets (9/21) . . . Totaled four catches for 36 yards and a 15-yard touchdown grab at Giants (11/18) . . . Waived by Patriots on Nov. 16 and claimed off waivers by Rams . . . Spent first two weeks in Rams uniform on inactive list . . . Made debut at Detroit (12/6) but did not catch a pass . . . Came up with three receptions vs. Atlanta (12/13).

1986 - Played in 16 games with seven starts as rookie with Patriots in 1986 . . . Caught 37 passes for 331 yards and two touchdowns . . . Named to All-Rookie teams as selected by Pro Football Writers, United Press International and Pro Football Weekly . . . Recorded first career NFL reception (12 yards) at N.Y. Jets on Sept. 11 . . . Scored game-winning touchdown with 1:37 left in contest vs. Buffalo (11/23) . . . Caught six passes for 76 yards against New Orleans (11/30) . . . Recorded career-high eight receptions for 58 yards and a touchdown vs. San Francisco (12/14) . . . Registered three receptions for 31 yards in playoff loss to Denver (1/4/87) . . . Eighth-round draft choice (220th overall) of New England in 1986.

COLLEGE: Four-year letterman and two-year starter at Stanford (1982-85) . . . Named first-team All-Pac 10 and honorable mention All-America as senior . . . Set single-season school record for receptions by a tight end with 61 catches for 690 yards and four scores . . . Had career-high 10 catches vs. San Diego State . . . Recorded nine receptions for 131 yards vs. Arizona . . . Added seven catches vs. both USC and UCLA and six against Arizona State . . . Recorded 20 catches for 213 yards and a score as junior . . . Caught seven-yard touchdown against Oklahoma in season opener . . . Had three catches for 66 yards vs. Arizona . . . Finished sophomore season with four catches for 29 yards . . . Played mainly in goal-line situations as freshman . . . Did not catch a pass . . . Holds B.S. in human biology.

PERSONAL: Married to Kathleen (4/7/90), couple has son, Turner James (3/3/92) . . . Spent three months in winter semester of junior year at Stanford studying art and political science in Florence, Italy . . . Lists hobbies as traveling and outdoor activities . . . Attended Sparta (N.J.) High School . . . Graduated second in class . . . Named first team All-State as senior defensive end/tight end . . . Captain of football and basketball teams . . . Recruited by many schools to play both football and basketball . . . Worked with commercial real estate firm in offseason . . . Lists favorite television show as "Cheers" . . . Favorite author is Ayn Rand . . . Full name is Gregory James Baty, born Aug. 28, 1964, in Hastings, Mich.

... Also saw action on defensive line during short yardage and goal line situations ... Recorded three tackles (two solo) and an interception on defense ... Saw first action on defense against Georgia Southern, playing six snaps on defensive line ... Became first Auburn player since 1977 to see action on offense and defense in the same game ... Ironically, that distinction had belonged to Tim Stowers, who watched the game from opposite sideline as Georgia Southern's head coach ... Graded over 80% blocking efficiency as guard ... Had one tackle against both Mississippi and Southern Mississippi ... Added a solo tackle and returned an interception six yards against Florida ... Battled ankle injury in first half of season that slowed development as sophomore ... Worked his way into the starting lineup at right guard for final two games of season ... Earned first start as a Tiger in 33-10 win over Georgia ... Two-year standout at offensive guard at Northwest Mississippi Junior College ... Also played defensive tackle in goal line situations ... Named as All-American, all-region and all-state first team selection as sophomore ... Voted Mississippi Junior College Most Valuable Offensive Lineman ... Majored in sports management.

PERSONAL: Single, resides in Fayetteville, Tenn ... Lettered three times in football at Lincoln County High School in Fayetteville, Tenn ... Selected as a two-time all-region choice ... Also lettered in track ... Hobbies include swimming, playing billiards and watching professional wrestling ... Lists "Juice" as favorite movie, "The Autobiography of Malcolm X" as favorite book and "Ice Cube" as favorite recording artist ... Full name in Robert Edward Blake, born December 18, 1968, in Fayetteville, Tenn.

NFL REGULAR SEASON STATISTICS

YEAR	TEAM	G-S	TACK.	ASST.	TOTAL	FUM REC.	QB SACK
1992	Miami		NON-FOOTBALL INJURY				

NED BOLCAR



6-2 240 #53
Linebacker
Born: 1/12/67
College: Notre Dame '90
Acquired: PB (Sea.), 1991
NFL: Fourth Season
Dolphins: Third Season

PRO: 1992 - Young inside linebacker ... Has played on special teams ... Missed entire 1992 season as he continued his recovery from his off-season arthroscopic knee surgery ... Placed on Physically Unable to Perform list on August 25th.

1991 - Acquired by Dolphins from unprotected list of Seattle on March 26, 1991 ... Saw action in eight games ... Finished '91 season with three tackles (all solo) ... Added six hits on special teams ... Opened season on Physically Unable to Perform list ... Placed on PUP on July 11 while rehabilitating from '90 surgery to right knee ... Was activated from PUP list on October 12 ... Saw first action of the season the following day at Kansas City (10/13) and had two solo tackles ... Was one of two inactive players at the Colts (11/3) and vs. New England (11/10).

1990 - Played in first five games in 1990 for the Seahawks as a reserve inside linebacker and special teams performer ... Intercepted a pass at Chicago on Sept. 9 on his first NFL defensive play ... Credited with two tackles on defense Sept. 16 vs. L.A. Raiders, both in short yardage situations ... Suffered season-ending injury to right knee at New England (10/7) on kickoff coverage ... Missed final 11 games of the season on injured reserve ... Underwent reconstructive knee surgery ... Sixth-round draft choice (146th overall) of Seattle in 1990.

COLLEGE: Four-year letterman and two-year starter at Notre Dame ... Named second-team All-America by The Sporting News and United Press International as senior ... Had 116 tackles as senior, including eight for losses and two sacks ... Served as team captain for both junior and senior seasons ... Became just 11th player in school history to be named a team captain two consecutive seasons ... Had 19 tackles against Michigan, 15 versus Southern California, 13 against Miami, and 12 versus Michigan State ... Nominee for Butkus award as junior, despite not being a starter ... Had 57 tackles and six tackles for loss ... Recorded 146 tackles as sophomore ... Named as National Defensive Player of the Week with 17 tackles against Southern California ... Captained Fighting Irish special teams as a freshman ... Redshirted in 1985 ... Holds B.A. in liberal arts ... Has pursued an MBA during the off-season.

PERSONAL: Single, resides in Phillipsburg, New Jersey ... Attended Phillipsburg (N.J.) High School ... Named as Columbus (Ohio) Touchdown Club's National High School Defensive Player of the Year as senior ... Led football team to three consecutive conference titles ... Lettered three seasons as fullback and linebacker ... Also lettered in basketball (four years) and baseball (three years) ... Compiled a 3.9 grade point average and was president of school's National Honor Society ... Full name is Ned Francis Bolcar, born January 12, 1967, in Phillipsburg, N.J.


NFL REGULAR SEASON STATISTICS

YEAR	TEAM	G-S	TACK.	ASST.	TOTAL	FUM REC.	QB SACK	INT.	YDS.
1990	Seattle	5-0	2	0	2	1	0	1	0
1991	Miami	8-0	3	0	3	0	0	0	0
1992	Miami	PHYSICALLY UNABLE TO PERFORM							
3-YEAR TOTALS		13-0	5	0	5	1	0	1	0

ADDITIONAL STATS

Special Teams Tackles: 6 in 1991

STEPHEN BRAGGS



5-9 177 #36
Cornerback
Born: 8/29/65
College: Texas '87
Acquired: FA, 1992
NFL: Seventh Season
Dolphins: Second Season

PRO: 1992 - Saw action in ten regular season games and both playoff contests with one start for Dolphins ... Finished with 17 tackles (13 solo), two special team tackles, a sack and a pass defensed ... Was waived by Cleveland on final roster cut-down to

17 players . . . Signed by Miami on October 7 after season-ending knee injury to Chris Green . . . Made Dolphin debut vs. Atlanta (10/11) . . . Was inactive vs. New England (10/18) . . . Waived by Miami on October 24 and re-signed by team on October 28 . . . Placed on inactive list at N.Y. Jets (11/1) . . . Waived again by Dolphins on November 3 . . . Re-signed on November 25 when Jестee Jackson was placed on Injured Reserve . . . Had four tackles at New Orleans (11/29) . . . Recorded season-high five tackles and a sack vs. N.Y. Jets (12/20) . . . Registered four tackles in AFC Divisional Playoff game vs. San Diego (1/10/93) . . . Started as extra defensive back in AFC Championship game vs. Buffalo (1/17/93) as Dolphins opened up with nickel package and had six tackles.

1991 - Played in all 16 games with 10 starts for Cleveland . . . Started six games at right cornerback and four games at left corner . . . Finished with 52 tackles (31 solo), a sack, a fumble recovery and led team with three interceptions and 16 passes defended . . . Added 11 special teams tackles . . . Recorded interceptions at Cincinnati (11/3), vs. Kansas City (11/24) and at Indianapolis (12/1) . . . Had most productive game against Kansas City (11/24) as he recorded six tackles, a sack, a pass defended and an interception . . . Recorded seven tackles, an interception, two passes defended at Indianapolis (12/1).

1990 - Played in 15 games with three starts . . . Finished season with 32 tackles (24 solo), 2.5 sacks, eight passes defended, two fumbles forced, a fumble recovery, two interceptions and seven special teams tackles . . . Had exceptional game at New Orleans (10/14) with first career interception and also blocked a punt and returned a muffed punt return . . . Started as fifth corner and recorded four tackles and a forced fumble against Houston (11/18), despite playing with sore hamstring . . . Missed contest against Miami (11/25) on inactive list with hamstring injury . . . Made start in six defensive back alignment at Houston (12/9) . . . Had five tackles, a sack and two passes defended against Atlanta (12/16) . . . Had five tackles, an interception and a forced fumble at Pittsburgh (12/23).

1989 - Played in seven games with no starts . . . Ended season on Injured Reserve after suffering a fracture of his fifth metatarsal of his right foot . . . Injury occurred in week seven vs. Chicago (10/23) . . . Had one tackle and four passes defended during season . . . Ejected from contest against N.Y. Jets, along with Jets' Terry Williams, with 3:03 remaining in game for fighting . . . Recorded two passes defended and was called for pass interference at Miami (10/18).

1988 - Played in all 16 games with one start . . . Had 11 tackles (eight solo) and six passes defended . . . Finished second on club with 16 special teams tackles . . . Returned one kickoff for 27 yards . . . Had five tackles and a pass defended against Jets (9/11) . . . Made first career NFL start against Cincinnati (9/25) and recorded two hits.

1987 - Played in all 12 non-strike games as rookie . . . Saw action mainly on special teams . . . Had seven tackles (five solo), two passes defended, a forced fumble and nine special teams tackles . . . Caused a fumble on opening kickoff at Pittsburgh (9/20) . . . Was ejected from Buffalo contest (11/15) after bench clearing brawl (along with Buffalo's Derrick Burroughs) . . . Saw action against Indianapolis (1/9/88) in playoffs . . . Sixth-round draft choice (165th overall) of Cleveland in 1987.

COLLEGE: Four-year letterman at Texas . . . Played all defensive back positions in college . . . Picked off eight passes in his career . . . Began collegiate career at strong safety, switched to left cornerback in sophomore and then co-captained squad at free safety in senior year . . . Named first-team All-Southwest Conference pick in 1986 . . . Deflected 10 passes and intercepted six passes as senior . . . Had three INTs against Texas Tech . . . Started 11 games at cornerback as junior . . . Recorded 54 tackles and an interception . . . Ranked sixth on team as sophomore with 102 tackles . . . Played

in every game at strong safety as freshman . . . Majored in speech communications.

PERSONAL: Married to Tangela, couple resides in Cleveland, with sons Stephen, Jr., Brandon and Jafari . . . Has participated in "Ugly Bartender" contest for Multiple Sclerosis and celebrity waiters' lunch for American Lung Association . . . Owns and operates a business called "True Potential," specializing in counseling work and motivational speeches . . . Full name is Stephen Braggs, born August 29, 1965, in Houston, Texas.

NFL REGULAR SEASON STATISTICS

YEAR	TEAM	G-S	TACK.	ASST.	TOTAL	FUM. REC.	INT.	YDS.	LG
1987	Cleveland	12-0	5	2	7	0	0	0	0
1988	Cleveland	16-1	8	3	11	0	0	0	0
1989	Cleveland	7-0	1	0	1	0	0	0	0
1990	Cleveland	15-3	24	8	32	1	2	13	8
1991	Cleveland	16-10	31	21	52	0	3	15	15
1992	Miami	10-0	13	4	17	0	0	0	0
6-YEAR TOTALS		76-14	82	38	120	1	5	28	15

NFL PLAYOFF STATISTICS

YEAR	TEAM	G-S	TACK.	ASST.	TOTAL	FUM. REC.	INT.	YDS.	LG
1987	Cleveland	2-0	0	0	0	0	0	0	0
1988	Cleveland	2-0	2	0	2	0	0	0	0
1992	Miami	2-1	10	0	10	0	0	0	0
PLAYOFF TOTALS		6-1	12	0	12	0	0	0	0

ADDITIONAL STATS

Special Teams Tackles: 9 in 1987, 16 in 1988, 7 in 1989, 7 in 1990, 11 in 1991, 2 in 1992 for total of 50 (P-1)

Forced Fumbles: 1 in 1987, 2 in 1990 for total of 3 (P-1)

Sacks: 2¹ in 1990, 1 in 1991, 1 in 1992 for total of 4¹

Passes Defended: 2 in 1987, 6 in 1988, 4 in 1989, 2 in 1990, 5 in 1991, 1 in 1992 for total of 20

J.B. BROWN



6-0 192
Cornerback
Born: 1/5/67
College: Maryland '89
Acquired: D12, 1989
NFL: Fifth Season
Dolphins: Fifth Season

#37

PRO: 1992 - Started all 16 games at right cornerback for Dolphins . . . Ranked tenth on team with 56 tackles (48 solo), had four interceptions, 11 passes defended and scored a touchdown on an interception return . . . His four interceptions were the most by a Dolphin cornerback since Tim McKyer had four INTs in 1990 . . . Registered three or more tackles in 13 games . . . Had first interception of the season by picking off a Jim Everett pass in end zone vs. L.A. Rams (9/20) . . . Registered four tackles and intercepted a Jim Kelly pass with a career-long 48-yard return at Buffalo (10/4) . . . Finished with five tackles and added a fumble

covery that led to a field goal against New England (10/18) . . . Had x tackles at N.Y. Jets (11/1) . . . Recorded season-high seven ckles at Indianapolis (11/8) . . . Made third interception of season San Francisco (12/6) by picking off a Steve Young pass without a turn . . . Scored first career NFL touchdown as he picked off a Jay Schroeder pass and returned the ball 35 yards for a touchdown and rished tied for third on team with four tackles vs. L.A. Raiders (2/14) . . . Started both playoff games at right cornerback . . . egistered five tackles and added four passes defended . . . ecoreded a pair of tackles in AFC Divisional Playoff Game vs. San iego (1/10/93) . . . Had three tackles in AFC Championship Game s. Buffalo (1/17/93).

1991 - Played in 15 games with 11 starts . . . Finished season ith 55 tackles (50 solo) and added one interception and seven asses defended . . . Added two tackles on special teams . . . Had ur or more tackles in nine of his 15 games . . . Missed all of training mp and preseason contests as an unsigned veteran . . . Signed ontract on Aug. 29 and was granted a two-week roster exemption . . . Was not on the active roster for season-opener at Bills (9/1) . . . Was activated on Sept. 7 and saw reserve action the next day vs. ndianapolis . . . Had one tackle and one pass defended in that Colts ontest . . . Had four tackles on September 29 at N.Y. Jets . . . Made rst start of '91 season at New England (10/6) and responded with ur tackles and his first career interception . . . Intercepted a Hugh illen pass in endzone in the third quarter to stop Patriots' drive . . . started remaining 10 games of season at right cornerback . . . inished third on team in tackles with six and added one pass efensed at Indianapolis (11/3) . . . Closed '91 with season-high ven tackles vs. N.Y. Jets (12/22).

1990 - Started all 16 regular season games and two playoff ontests at right cornerback . . . Key addition to secondary which elped unit improve from NFL ranking of 18th in 1989 to fifth in '90 gaint the pass . . . Team also improved from 24th overall defense n 1989 to seventh ranked unit in '90 . . . Finished season with 48 ackles (43 solo), a sack and 12 passes defended . . . Added seven ackles and a pass defended in playoffs . . . Became first Dolphin layer to earn a starting position after joining the team as a last- ound draft choice (12th round in 1989) . . . Also was lowest round ick to earn a start since 1970 when rookie 12th round pick LB Mike olen emerged as a starter (there were 17 rounds in the 1970 draft) . . . Made first career start in season opener at New England (9/9) and responded with four tackles . . . Led team with three passes efended and added three tackles vs. Buffalo (9/16) . . . Sacked uarterback Bubby Brister (first career sack) and finished second on eam with four tackles at Pittsburgh (9/30) . . . Had four tackles and hree passes defended vs. New England (10/18) . . . Tied for team ead with career-high nine tackles at Washington (12/2) . . . Closed ead regular season with five tackles and added a pass defended againt ndianapolis (12/30) . . . Led secondary with five tackles in playoff pener against Kansas City (1/5).

1989 - Saw action in all 16 games as rookie in '89 . . . Contributed nine tackles (seven solo) and a pass defended . . . Added five tackles on special teams . . . Recorded season-high three ckles at Houston (10/1) and at Dallas (11/19) . . . Made impression in preseason by scoring touchdown on a six-yard blocked punt return at Washington (8/25) . . . Twelfth-round draft choice (315th overall) of Miami in 1989.

COLLEGE: Four-year letterman and three-year starter for Maryland (1985-88) . . . Started every game at right cornerback his senior season . . . Recorded 39 tackles (24 solos) including one for a five-yard loss . . . Led the team with eight pass deflections and tied for the Terp lead with a pair of interceptions for 22 yards . . . Credited with five tackles and an interception in season opening 27-16 defeat of Louisville . . . As a junior, started seven games at strong safety and the Duke and Penn State contests at left cornerback . . . Registered 33 tackles and a sack . . . Made four tackles, two pass deflections and an interception vs. Syracuse . . . Sacked quarterback

Major Harris to thwart a two-point conversion and had an interception on the final play to preserve a 25-20 victory over West Virginia . . . Started his entire sophomore year at strong safety . . . Recorded 49 tackles, 30 of which were solos . . . Registered eight stops and an interception vs. Penn State . . . Recorded nine tackles and six special teams tackles as a freshman . . . Returned first collegiate interception 33 yards to set up a Terp scoring drive in their 28-10 win over North Carolina . . . Majored in economics.

PERSONAL: Single, resides in Pembroke Pines, Fla . . . Is engaged to Ahisha Roberts . . . Has daughter, Leia Paris Roberts Brown . . . Was All-Metro first team selection by the Washington Post and a member of the WRC-TV Golden 11 team as a wide receiver and defensive back at DeMatha (Fort Washington) High School . . . Earned three letters each in football and track . . . Lists "The Godfather" and "Scarface" as his favorite movies, "Roc" and "CNN News" as his favorite TV shows and "Malcom X" as his favorite book . . . Enjoys playing basketball and watching television . . . Full name is James Harold Brown, born Jan. 5, 1967, in Washington, D.C.

NFL REGULAR SEASON STATISTICS

YEAR	TEAM	G-S	TACK.	ASST.	TOTAL	FUM. REC.	INT.	YDS.	LG	TD
1989	Miami	16-0	7	2	9	0	0	0	0	0
1990	Miami	16-16	43	5	48	0	0	0	0	0
1991	Miami	15-11	50	5	55	0	1	0	0	0
1992	Miami	16-16	48	8	56	0	4	119	48	1
4-YEAR TOTALS		63-43	148	20	168	0	5	119	48	1


NFL PLAYOFF STATISTICS

YEAR	TEAM	G-S	TACK.	ASST.	TOTAL	FUM. REC.	INT.	YDS.	LG	TD
1990	Miami	2-2	7	0	7	0	0	0	0	0
1992	Miami	2-2	5	0	5	0	1	32	32	0
PLAYOFF TOTALS 4-4			12	0	12	0	1	32	32	0

ADDITIONAL STATS

- Passes Defended: 1 in 1989, 12 in 1990, 7 in 1991, 11 in 1992 for total of 31 (P-5)
- Special Teams Tackles: 5 in 1989, 2 in 1991, 3 in 1992 for total of 10
- Sacks: 1 in 1990
- Touchdowns: 1 in 1992

MARCO COLEMAN



6-3 263 #90
Defensive End
Born: 12/18/69
College: Georgia Tech '93
Acquired: D1b, 1992
NFL: Second Season
Dolphins: Second Season

- PRO:** Had outstanding rookie season for Dolphins in 1992 . . . Played in all 16 regular season games with 15 starts and started both playoff games . . . Named NFL Rookie of the Year by Sports Illustrated and Defensive Rookie of the Year by the Football News

... Also earned All-Rookie recognition by Pro Football Weekly, The Football News and College and Pro Football Newsweekly... Voted by South Florida media as team's Outstanding Defensive Lineman and also Rookie of the Year... Also was named as winner of the Fitzgerald Award as the outstanding rookie in training camp... Finished third on team with 84 tackles (61 solo) and second with six sacks and added a forced fumble... Had three or more tackles in 12 games... Opened season as starter at left outside linebacker for first three games of season before being moved to starter at right defensive end for each of last 12 games... Made NFL debut in a starting role at LOLB at Cleveland (9/14) and had two tackles... Did not start contest at Buffalo (10/4) but came off bench to record five tackles... Moved to starting right defensive end against Atlanta (10/11) and responded with four tackles... Had best game of season vs. Indianapolis (10/25) with season-high 13 tackles and three sacks of Colts quarterback Jeff George... His three sacks in that contest tied the Dolphin single game record for most sacks by a rookie, which was set by A.J. Duhe with three sacks as a rookie on November 6, 1977 at the N.Y. Jets... He also became the first Dolphin player to record three sacks in a game since E.J. Junior's four-sack performance at New England on October 6, 1991... Recorded six tackles and a pair of sacks at N.Y. Jets (11/1) for his second straight game of two or more sacks... Had team high 11 tackles vs. Buffalo (11/16) and eight stops at New Orleans (11/29)... Racked-up five tackles and a ten-yard sack of quarterback Jay Schroeder vs. L.A. Raiders (12/14)... Suffered injury to left ankle in last half of regular season finale at New England (12/27) that forced him permanently from game... Started both playoff games for dolphins... Finished with eight tackles and one sack in the postseason... Registered three tackles in AFC Divisional Playoff game against San Diego (1/10/93)... Had five tackles and a one-yard sack of Bills' quarterback Jim Kelly against Buffalo in AFC Championship (1/17/93)... Second pick in first round (12th overall) Miami in 1992...

AMONG SACK LEADERS: Recorded 6.0 sacks as rookie and finished third on team in 1992... Total also ranked as third-highest single-season sack total among Dolphin rookies in club history... He only two Dolphin rookies who had more sacks in their first season were A.J. Duhe (7.0 in 1977) and Bill Stanfill (7.0 in 1969)... Had three sack performance vs. Indianapolis (10/25) which tied Dolphin single game record for most sacks by a rookie with A.J. Duhe's three sacks as a rookie on November 6, 1977, at the N.Y. Jets... Became the first Dolphin player to record three sacks in a game since E.J. Junior's four-sack performance at New England on October 6, 1991 and first Dolphin rookie to record a multiple sack game since John Bosa had a pair of sacks against the N.Y. Jets on December 17, 1987, in Joe Robbie Stadium... Added a pair of sacks at N.Y. Jets (11/1) and became first rookie in team history to record two or more multiple sacks games... His 6.0 sacks ranked him in the NFL among all rookies in 1992:

1992 NFL ROOKIE SACK LEADERS

NAME	TEAM	SACKS
Santana Dotson	Tampa Bay	10.0
Chris Mims	San Diego	10.0
Tracy Scroggins	Detroit	7.5
Shane Dronett	Denver	6.5
MARCO COLEMAN	MIAMI	6.0

COLLEGE: Three-year starter at Georgia Tech... Among the best pass rushers in history of college football... Despite playing just three seasons, left with Tech's all-time record of 28 quarterback sacks... Broke Pat Swilling's (Detroit Lions) old school mark of 23 sacks and tied then-all-time Atlantic Coast Conference mark of 28 sacks by Clemson's Michael Dean Perry (Cleveland Browns)... Named second-team All-American by The Football News and Associated Press as senior... All-ACC first-team choice... Played 11 games... Recorded 67 tackles (39 solo), 10 sacks and

recovered a fumble... Opened season against Penn State with 10 tackles, three sacks and pressured quarterback Tony Sacca to throw three interceptions... Followed with eight tackles and three sacks against Boston College... Blocked a field goal and made eight tackles in the Clemson game... Had a sack vs. South Carolina... Came up with five tackles and a sack against North Carolina... Posted seven hits and a sack in win over Duke... Helped lead Georgia Tech to share of national championship as sophomore... Selected as first-team All-ACC... Finished season with 81 tackles (41 solo), a forced fumble and 13 sacks... Had conference high in sacks and was two shy of school single-season record of 15 by Swilling in 1985... Made five tackles with a sack and a forced fumble in a 21-13 win victory over North Carolina State... Named ACC Defensive Player of the Week with 12 hits and five of team's 11 sacks as Tech beat Maryland, 31-3... His five sacks were two shy of Tech single-game mark of seven sacks by Swilling vs. North Carolina State in 1985... Had eight tackles and a sack in 13-13 tie with North Carolina... Closed season with six tackles and three sacks in 40-23 win over Georgia... Came up with seven stops and a sack in 45-21 triumph over Nebraska in Citrus Bowl as Yellow Jackets won national championship... Started all year as redshirt freshman outside linebacker... Recorded 63 tackles (43 solo) with a team-high five sacks, two forced fumbles and a fumble recovery... Had first career sack with a 10-yard loss vs. South Carolina... Made eight tackles with a pair of sacks in 28-24 decision over Maryland... Had a sack and five hits as Yellow Jackets beat Boston College, 13-12... Did not play as true freshman in 1988... Majored in management.

PERSONAL: Single, resides in Atlanta, Ga... Named all-city and all-area as 240 pound linebacker at Patterson Co-Operative School in Dayton, Ohio... Had 84 tackles, 31 sacks, three forced fumbles, six fumble recoveries and a blocked extra point during senior season... Lettered three times in football and once in track... Lists "America Me" as favorite movie and "Hill Street Blues" as favorite television show... Full name is Marco Darnell Coleman, born December 18, 1969, in Dayton, Ohio.

NFL REGULAR SEASON STATISTICS

YEAR	TEAM	G-S	TACK.	ASST.	TOTAL	FUM. REC.	QB SACK
1992	Miami	16-15	61	23	84	0	6

NFL PLAYOFF STATISTICS

YEAR	TEAM	G-S	TACK.	ASST.	TOTAL	FUM. REC.	QB SACK
1992	Miami	2-2	7	1	8	0	1

ADDITIONAL STATS

Forced Fumbles: 1 in 1992



DOLPHIN FACT

In regular season action, the Dolphins were 8-3 last year on natural grass (6-2 at home and 2-1 on the road) and 3-2 on artificial turf (all on the road). Since 1980 (regular season games only), the Dolphins are 91-39-1 (.698) on grass — 71-27-1 (.722) at home and 20-12 (.625) on the road. On turf over the same period of time, the Dolphins are 34-35 (.493).

ROOSEVELT COLLINS



6-4 244 #52
Linebacker
Born: 1/25/68
College: Texas Christian '92
Acquired: D6, 1992
NFL: Second Season
Dolphins: Second Season

PRO: Played in 10 regular season games and both playoff contests as rookie . . . Finished season with four tackles (two solo) and a pair of special teams hits . . . Waived by Dolphins on day of season opener at Cleveland (9/14) to make room for David Griggs on roster . . . Signed on September 16 for practice squad . . . Activated off practice squad on October 21 . . . Saw first NFL action against Indianapolis (10/25) but did not record a tackle . . . Recorded first tackle of pro career at New Orleans (11/29) . . . Had season-high two tackles at San Francisco (12/6) . . . Saw action in both playoff games and recorded one special teams tackle . . . Sixth-round draft choice (155th overall) of Miami in 1992.

COLLEGE: Four-year letterman and three-year starter at Texas Christian . . . Named first-team All-Southwestern Conference from The Football News as senior . . . Started every game at right defensive end . . . Served as team co-captain . . . Made 84 tackles (51 solo), 6.5 sacks, six passes defended and two interceptions . . . Added four forced fumbles and two fumble recoveries . . . Had eight tackles, a sack and a 25-yard interception return for a touchdown in win over Texas Tech . . . Despite playing with turf toe, posted six tackles, a fumble recovery and a pass defended vs. Arkansas . . . Came up with seven hits and a sack against Rice . . . Added 15 tackles, two sacks and an interception against Southern Methodist . . . Earned National and SWC Defensive Player of the Week honors with 11 tackles, two forced fumbles, a fumble recovery and a pair of sacks against Houston . . . Named third-team All-American and first-team All-SWC as junior . . . Started at right defensive end . . . Made 71 tackles (35 solo), 3.5 sacks, a fumble recovery and three forced fumbles . . . Opened season with four tackles, a sack and recovered a blocked punt vs. Washington State . . . Was in on eight tackles, 1.5 sacks and a fumble recovery against SMU . . . Had season-high 15 tackles and a forced fumble against Texas Tech . . . Became first TCU sophomore to be named first-team All-SWC since 1980 . . . Tied for third on team with 91 tackles (57 solo), seven sacks and a pass defended . . . Posted five tackles and two sacks against Missouri . . . Followed with two sacks and five tackles against Texas A&M . . . Saw reserve action as redshirt freshman . . . Recorded 24 tackles (16 solo) with a sack . . . Posted season-high six tackles and first collegiate sack vs. Houston . . . Redshirted as a freshman . . . Holds B.A. in commercial graphics.

PERSONAL: Single, resides in Fort Worth, Texas . . . Attended Washington High School in Shreveport, La . . . Plans to return to school during off-season to continue work on Master's Degree . . . Named all-district and all-conference as senior inside linebacker and tight end . . . Standout on basketball team and lettered in baseball and track . . . Served as student body president . . . Enjoys drawing and writing during free time . . . Full name is Roosevelt Collins, Jr., born January 25, 1968, in Shreveport, La.

NFL REGULAR SEASON STATISTICS

YEAR	TEAM	G-S	TACK.	ASST.	TOTAL	FUM. REC.	QB SACK	INT.	YDS.
1992	Miami	10-0	2	2	4	0	0	0	0

NFL PLAYOFF STATISTICS

YEAR	TEAM	G-S	TACK.	ASST.	TOTAL	FUM. REC.	QB SACK	INT.	YDS.
1992	Miami	2-0	0	0	0	0	0	0	0

ADDITIONAL STATS

Special Teams Tackles: 2 in 1992 (P-1)

BRYAN COX



6-4 241 #51
Linebacker
Born: 2/17/68
College: Western Illinois '91
Acquired: D5a, 1991
NFL: Third Season
Dolphins: Third Season

PRO: 1992 - Emerged as one of top linebackers in AFC . . . Started all 16 regular season games and both playoff contests . . . Posted team-leading totals of 127 tackles (84 solo), 14 sacks and five forced fumbles . . . Added an interception, a fumble recovery, five special teams tackles and six passes defended . . . Recorded four or more tackles in all 16 games and registered double digits in tackles in five games . . . Tied or led the team in tackles four times and finished second on team in tackles four times . . . Signed a multi-year contract extension through the 1995 season on November 9, 1992 . . . Opened season at Cleveland (9/14) with six tackles and a sack . . . Began three-game streak of contests with two or more sacks vs. L.A. Rams (9/20) as he recorded seven tackles, two forced fumbles and two sacks for the first multiple sack game of his career . . . Named AFC Defensive Player of the Week for his performance at Seattle (9/27) with four tackles, two sacks, and first career interception . . . Had third straight multi-sack game with two sacks and nine tackles at Buffalo (10/4) . . . Recorded eight tackles and a sack vs. New England (10/18) . . . Finished second on team with 11 tackles vs. Indianapolis (10/25) . . . Led team with 14 tackles and a pair of sacks of Jets' quarterback Ken O'Brien at N.Y. Jets (11/1) . . . Had ten tackles at Indianapolis (11/8) . . . Recorded six tackles and a sack at New Orleans (11/29) . . . Gained second AFC Defensive Player of the Week honor for week of December 14 for performance against L.A. Raiders (12/14) by recording team-high seven tackles and two sacks . . . Led team with 12 tackles and a sack vs. N.Y. Jets (12/20) . . . Closed regular season with ten tackles at New England (12/27).
PLAYOFFS: Started both playoff games at right outside linebacker . . . Finished third on Dolphins with six tackles and also had an interception which resulted in a Dolphin touchdown vs. San Diego (1/10/93) . . . Had four tackles in AFC Championship game vs. Buffalo (1/17/93) . . .

AMONG SACK LEADERS: Cox recorded team-high 14.0 sacks 1992 . . . Finished tied for fifth in the AFC and tied for ninth in the NFL in sacks . . . Among linebackers, ranked third in sacks in the AFC, behind Denver's Simon Fletcher (16.0 sacks) and Kansas City's Derrick Thomas (14.5 sacks) and fourth in the NFL, behind an Francisco's Tim Harris (17.0 sacks):

1992 AFC QUARTERBACK SACK LEADERS

PLAYER	TEAM	SACKS
1. Leslie O'Neal	S.D.	17.0
2. Simon Fletcher	Den.	16.0
3. Neil Smith	K.C.	14.5
4. Derrick Thomas	K.C.	14.5
5. BRYAN COX	MIA.	14.0
Cortez Kennedy	Sea.	14.0

NFL SACK LEADERS AMONG LINEBACKERS

PLAYER	TEAM	SACKS
1. Tim Harris	S.F.	17.0
2. Simon Fletcher	Den.	16.0
3. Derrick Thomas	K.C.	14.5
4. BRYAN COX	MIA.	14.0
5. Tony Bennett	G.B.	13.5
Ricky Jackson	N.O.	13.5

Had at least one sack in nine games and had two or more sacks in five of those contests . . . Had at least one sack in his first four contests of season (totaling seven sacks in that interval) and went three successive games (vs. the L.A. Rams (9/20) through at Buffalo (10/4) with two sacks in each of those contests . . . His total of 14 sacks also is the highest single season individual total among Dolphin linebackers in club history and tied with Doug Betters (1984) for the third best total among the Dolphin all-time single season sack leaders:

DOLPHIN SINGLE-SEASON SACK LEADERS

PLAYER	YEAR	SACKS
1. Bill Stanfill	1973	18.5
2. Doug Betters	1983	16.0
3. BRYAN COX	1992	14.0
Doug Betters	1984	14.0
5. Jeff Cross	1990	11.5
Vern Den Herder	1972	11.5

DOLPHIN SINGLE-SEASON SACK LEADERS AMONG LINEBACKERS

PLAYER	YEAR	SACKS
1. BRYAN COX	1992	14.0
2. Charles Bowser	1984	9.0
3. Kim Bokamper	1978	8.0
4. A.J. Duhe	1981	7.5
5. Hugh Green	1989	7.5

HONORS: Was one of most honored outside linebackers in AFC in 1992 . . . Voted as starting outside linebacker for AFC team in 1992 Pro Bowl . . . Earned first career Pro Bowl appearance and became first Dolphin outside linebacker ever to start for the AFC team in the Pro Bowl and only the third outside linebacker in club history to make the Pro Bowl squad (the others are A.J. Duhe in 1984 and Kim Bokamper in 1979 who made the AFC Pro Bowl team as reserves) . . . Named as AFC Defensive Player of the Month (September) and was twice named as AFC Defensive Player of the Week (Weeks 4 and 15) . . . Became only player in Dolphin history to win the AFC Defensive Player of the Week twice in one season and he joined safety Louis Oliver as only Miami defensive players to win that award twice in their careers . . . Became first Dolphin player to win the AFC Defensive Player of the Week award since Louis Oliver captured the honor during Week 5 of 1989 . . . Named AFC Defensive Player of the Month for September with ten tackles in three games, including an AFC-high five sacks and one interception . . . It marked the first time a Dolphin defender was named AFC Defensive Player of the Month since Jeff Cross and John Offerdahl shared that honor for October, 1990 . . . Named as team's Outstanding Linebacker in voting by South Florida media . . . Recognized as first-team All-Pro by Sports Illustrated and first-team All-AFC by The Football News and United Press International.

1991 - Had outstanding rookie season at linebacker and on special teams . . . Started at right outside linebacker in all 13 games in which he was on the active roster . . . Finished fifth on the Dolphins with 61 tackles (51 solo) and had two sacks and four passes defended . . . Had four or more tackles in nine of 13 starts . . . Named to All-Rookie teams of College and Pro Football

Newsweekly, Football News and Football Digest . . . Earned Tommy Fitzgerald Award as outstanding rookie in training camp . . . Voted as Dolphins' Outstanding Linebacker and Rookie of the Year by South Florida media . . . Became first rookie to be named as team's Outstanding Linebacker since John Offerdahl in 1986 . . . Made NFL debut in a starting role at outside linebacker at Buffalo (9/1) and recorded four tackles . . . He became the first rookie to start at linebacker in a season opener since John Offerdahl in 1986 and was the first rookie to start in a season opener at outside linebacker since Mike Kolen (a 12th round pick) in 1970 . . . In addition, Cox, who was a fifth round selection, was the lowest defensive rookie draft choice to start a season opener since Mike Kozlowski (a 10th round pick) started the season opener in 1979 . . . Had five tackles and first NFL sack, an eight-yard sack of Colts' quarterback Jeff George, vs. Indianapolis (9/8) . . . Finished with six tackles, a pass defended and a sack of Lions quarterback Rodney Peete at Detroit (9/15) . . . Had six tackles at N.Y. Jets (9/29) before suffering sprained left ankle . . . Was placed on Injured Reserve list on October 5 with ankle injury . . . Had started all five games at outside linebacker for Miami before his injury . . . Activated from IR on November 2, after missing three games . . . Resumed role as starting outside linebacker in his first game back and registered three tackles at Indianapolis (11/3) . . . Led team with a season-high 11 tackles vs. Buffalo (11/18) . . . Had six tackles and one pass defended at Chicago (11/24) . . . Registered five tackles vs. Tampa Bay (12/1) . . . First pick in fifth-round (113th overall) of Miami in 1991.

COLLEGE: Four-year letterman and two-year starter at Western Illinois . . . Named first team All-American by Football Gazette and first team All-Gateway Conference as senior . . . Started all season at nickel back position . . . Tied for team lead with 118 tackles (58 solo), three sacks, two forced fumbles and blocked five kicks . . . Also had ten passes defended and four interceptions with one return for a touchdown . . . Opened season with 10 tackles, three passes defended, two blocked kicks and a 19-yard interception return for a score vs. Arkansas-Monticello . . . Was in on 14 tackles and blocked a kick vs. Eastern Illinois . . . Made 17 tackles with a sack, a forced fumble and an interception vs. Southern Illinois . . . Selected as first team All-Gateway Conference and team's most valuable player as junior . . . Started every game as nickel back . . . Led team with 121 tackles (57 solo), six sacks, two interceptions, three fumbles forced, a blocked kick and three fumble recoveries . . . Had 16 tackles and two sacks vs. Eastern Illinois . . . Came up with eight tackles and an interception vs. Fort Hayes State . . . Recorded 15 tackles and a pair of sacks vs. Northern Iowa . . . Had 12 hits and blocked a punt, returning it for winning score in 14-10 triumph over Southern Illinois . . . Played in every game with one start as sophomore . . . Recorded 54 tackles (36 solo), four forced fumbles, three fumbles recovered, two interceptions and three blocked kicks . . . Had 12 tackles, a sack, an interception and blocked an extra point in 13-9 decision over Illinois State . . . Played as reserve nickel back as freshman . . . Registered 30 tackles (15 solo), one fumble recovery and a blocked kick . . . Blocked a punt and returned it for a touchdown and had nine tackles vs. Liberty . . . Added eight tackles with a pass defended vs. Fresno State . . . Holds B.S. in mass communications.

PERSONAL: Married to LaTonia (2/17/89), couple resides in Pembroke Pines, Fla . . . Has daughter, Lavonda Roberson (12/29/83) . . . Named All-Conference and All-City selection in football at East St. Louis High School . . . Also lettered in track and basketball . . . Enjoys watching television and spending time with family . . . Lists favorite movie as "Rocky V" and favorite television show as "A Different World" . . . Enjoys listening to Ice Cube and Bev Biv DeVoe . . . Full name is Bryan Keith Cox, born February 17, 1968, in East St. Louis, Ill .

NFL REGULAR SEASON STATISTICS

YEAR	TEAM	G-S	TACK.	ASST.	TOTAL	FUM. REC.	QB SACK	INT.	YDS.
1991	Miami	13-13	51	10	61	0	2	0	0
1992	Miami	16-16	84	43	127	1	14	1	0
2-YEAR TOTALS		29-29	135	53	188	1	16	1	0

NFL PLAYOFF STATISTICS

YEAR	TEAM	G-S	TACK.	ASST.	TOTAL	FUM. REC.	QB SACK	INT.	YDS.
1992	Miami	2-2	9	1	10	0	0	1	7

ADDITIONAL STATS

Special Teams Tackles: 1 in 1991, 5 in 1992 for total of 6
 Forced Fumbles: 5 in 1992
 Passes Defensed: 4 in 1991, 6 in 1992 for total of 10

AARON CRAVER



6-0 216 #34
Running Back
Born: 12/18/68
College: Fresno State '91
Acquired: D3, 1991
NFL: Third Season
Dolphins: Third Season

PRO: 1992 - Played in six regular season games and both playoff contests . . . Finished with three carries for nine yards . . . Added eight kickoff returns for 174 yards for a 21.8 average per return and a long of 44 yards . . . Recorded two kickoff returns for 67 yards, including a season-best 44 yard return, at Seattle (9/27) . . . Had only carries of season at Buffalo (10/4) by gaining nine yards on three carries, including an eight-yard run, the longest of his career in the regular season . . . Suffered hamstring injury vs. New England (10/18) . . . Placed on Injured Reserve on October 21 as a result of a pulled hamstring . . . Missed remainder of the regular season . . . Activated from IR on January 7, 1993, in time for playoffs . . . Finished as Dolphins' second leading rusher in playoffs . . . Gained 85 yards on ten carries and a touchdown . . . Added three catches for 28 yards . . . Had best game of his career vs. San Diego (1/10/93) in AFC Divisional Playoff game by leading team in rushing with career-high 72 yards on eight carries with one touchdown on a career-long 25-yard scoring run . . . Added one reception for 13 yards . . . Gained 13 yards on two carries and added two receptions for 15 yards in AFC Championship game vs. Buffalo (1/17/93) and also had four kickoff returns for 48 yards.

1991 - Played in 14 games as rookie running back . . . Finished season ranked third on Dolphins in rushing with 20 carries for 58 yards and a touchdown and also added eight receptions for 67 yards . . . Finished 11th in the AFC and 19th in the NFL in kickoff returns with an average of 19.2 yards per return . . . Saw action on special teams in his NFL debut at Buffalo (9/1) and returned four kickoffs for 65 yards . . . Had 11 carries for 37 yards and scored his first NFL touchdown with a seven-yard run vs. Indianapolis (9/8) . . .

Had two carries for two yards, two receptions for 12 yards, and had two kickoff returns for 67 yards at New England (10/6) . . . One of his kickoff returns against the Patriots was for 49 yards, which was the longest by a Dolphin since Marc Logan returned a kickoff 97 yards for a touchdown at Houston on Oct. 1, 1989 . . . Had four carries for 19 yards and added two receptions for 29 yards at Kansas City (10/13) . . . Had one carry for two yards and added one reception for seven yards vs. Buffalo (11/18) . . . Was one of two inactive players at Chicago (11/24) and vs. Tampa Bay (12/1) . . . Caught one pass for 11 yards vs. Cincinnati (12/9) . . . Third-round draft choice (60th overall) of Miami in 1991.

COLLEGE: Two-year starter at Fresno State . . . Transferred to school from El Camino College . . . Finished Bulldog career with 449 rushes for 2,251 yards (5.0 avg.) and 26 touchdowns . . . Added 57 receptions for 421 yards (7.2 avg.) and two scores . . . Named first team All-Big West Conference as senior . . . Rushed for 1,003 yards on 224 carries (4.5 avg.) and 17 touchdowns . . . Added 34 receptions for 259 yards and three kickoff returns for 60 yards . . . Became first player in school history to gain 1,000 yards rushing in consecutive seasons . . . Scored at least one touchdown in every game he played in as senior . . . Earned honorable mention All-American honors from The Sporting News as junior . . . Selected first team All-Big West Conference . . . Set school rushing marks with 225 carries for 1,248 yards (5.5 avg.) with nine touchdowns . . . Also registered 23 catches for 162 yards (7.0 avg.) and a score . . . Earned school records for consecutive 100-yard rushing games (four) and most 100-yard rushing games in season (eight) . . . Averaged 130.3 all purpose yards per game . . . Spent 1987 and '88 seasons at El Camino Junior College . . . Joined school two years after graduating from high school . . . Coached basketball, football and baseball at local park after high school . . . Originally was going to play baseball at El Camino but suffered ankle injury during baseball tryouts and decided to switch to football . . . Carried 285 times for 1,355 yards (4.8 avg.) and 14 touchdowns in two seasons at El Camino . . . Named first team All-Mission Conference as sophomore in '88 . . . Carried 181 times for 845 yards (4.7 avg.) and 12 touchdowns . . . Added ten receptions for 121 yards and 15 kickoff returns for 510 yards (34.0 avg.), including a 96-yard scoring return . . . Carried 104 times for 510 yards (4.9 avg.) with a pair of touchdowns as freshman . . . Majored in liberal arts.

PERSONAL: Married to Dawn (6/29/91), couple resides in Compton, Calif. . . . Started attending school at the age of four . . . Suffered asthma attacks as child which limited outdoor sports until age 10 . . . Instead of sports, Aaron concentrated on academics and skipped the sixth grade to jump directly to junior high school . . . Administered emergency first aid to Dallas Cowboys assistant coach Joe Brodsky at a pre-draft workout in Los Angeles in April, 1991 . . . Put warmup clothing under Brodsky's head and pinched his jaw to keep him from swallowing his tongue . . . Craver used what he learned in public health course he took at Fresno State . . . One of six children . . . Lists favorite movie as "Scarface", favorite book as "Misery" and favorite television show as "Fresh Prince of Bel Air" . . . Enjoys playing pool and bowling . . . Full name is Aaron LaRenze Craver, born December 18, 1968, in Los Angeles, Calif.

NFL REGULAR SEASON STATISTICS

YEAR	TEAM	G-S	ATT.	RUSHING				RECEIVING			
				YDS.	AVG.	LG	TD	NO.	YDS.	LG	TD
1991	Miami	14-0	20	58	2.9	7t	1	8	67	25	0
1992	Miami	6-0	3	9	3.0	8	0	0	0	0	0
2-YEAR TOTALS		20-0	23	67	2.9	8	1	8	67	25	0

NFL PLAYOFF STATISTICS

YEAR	TEAM	G-S	ATT.	RUSHING				RECEIVING			
				YDS.	AVG.	LG	TD	NO.	YDS.	LG	TD
1992	Miami	2-0	10	85	8.5	25t	1	3	28	13	0

ADDITIONAL STATS

Kickoff Returns: 21 for 615 yards, 19.2 avg., long 49 in 1991; 8 for 174 yards, 21.8 avg., long 44 in 1992 for total of 40 for 789 yards, 19.7 avg., long 49 (P-5 for 66 yards, 13.2 avg., long 22)
Fumble Recoveries: 2 in 1991
Special Teams Tackles: 6 in 1991, 2 in 1992 for total of 8 (P-1)

SINGLE-GAME HIGHS

Most Rushing Yards: *72 vs. San Diego, 1/10/93
 37 vs. Indianapolis, 9/8/91
Most Rushing Attempts: *11 vs. Indianapolis, 9/8/91
 *8 vs. San Diego, 1/10/93
Most Rushing TDs: *1 vs. Indianapolis, 9/8/91
 *1 vs. San Diego, 1/10/93
Longest Runs: *25t vs. San Diego, 1/10/93
 *14 vs. San Diego, 1/10/93
 *14 vs. San Diego, 1/10/93
Most Receptions: 2 at New England, 10/6/91
 2 at Kansas City, 10/13/91
 *2 vs. San Diego, 1/10/93
Most Receiving Yards: 29 at Kansas City, 10/13/91
Longest Reception: 25 at Kansas City, 10/13/91
 Playoff Game

JEFF CROSS



6-4 274 #91
Defensive End
Born: 3/25/66
College: Missouri '88
Acquired: D9, 1988
NFL: Sixth Season
Dolphins: Sixth Season

PRO: 1992 - Started all 16 games for Miami in 1992 . . . Started first seven games of season at right defensive end before shifting to left end for remaining nine games of season . . . Enters '93 season having started 65 consecutive games which is longest active streak among Dolphin defenders and second on team behind only Dan Marino's 140 consecutive non-replacement starts . . . Finished season with 46 tackles (33 solo), five sacks, a forced fumble and two passes defended . . . Added a blocked field goal, a blocked point after touchdown and a tackle on special teams . . . Opened season with six tackles at Cleveland (9/14) . . . Blocked a Charlie Baumann field goal vs. New England (10/18) . . . It was the second blocked field goal of his career (his other blocked field goal came as a rookie in 1988) and was the first field goal blocked by a Dolphin since Liffort Hobley blocked a field goal against Pittsburgh's Gary Anderson on November 26, 1989 . . . Moved to left defensive end for remainder of season beginning at N.Y. Jets (11/1) and had three tackles and an 11-yard sack of quarterback Ken O'Brien . . . Registered multi-sack performance at Indianapolis (11/8) by finishing with five tackles and two sacks of Colts quarterback Jeff George for a total of 13 yards in losses . . . Had three tackles and a sack of Oiler quarterback Cody Carlson vs. Houston (11/22) . . . Blocked a PAT attempt at San Francisco (12/6) . . . Recorded three tackles and a sack of Jets quarterback Browning Nagle vs. N.Y. Jets (12/20) . . . Started both playoff games at left defensive end . . . Finished with 11 tackles in post-season . . . Had three tackles in AFC Divisional Playoff contest

82

vs. San Diego (1/10/93) . . . Recorded eight tackles in AFC Championship Game vs. Buffalo (1/17/93).

AMONG SACK LEADERS: Recorded five sacks in 1992 which ranked third on team behind Bryan Cox's 14 sacks and Marco Coleman's six sacks . . . Ended team-record streak of three consecutive seasons (1989-91) of leading Dolphins in sacks . . . Has posted career average of 6.7 sacks per season which is second (behind Bill Stanfill's average of 8.4 sacks) in team history in terms of average sacks per season among players with five or more years with team . . . Has a career total of 33.5 sacks which is ranked eighth in Dolphin history:

ALL-TIME DOLPHIN SACK LEADERS

1. Bill Stanfill (69-76).....67.5	6. A.J. Duhe (77-84).....38.5
2. Doug Betters (78-87).....65.5	7. Manny Fernandez (68-75).....35.0
3. Vern Den Herder (71-81).....64.0	8. JEFF CROSS (88-92).....33.5
4. Bob Baumhower (77-86).....39.5	9. Hugh Green (85-91).....22.0
Kim Bokamper (77-85).....39.5	10. Charles Bowser (82-85).....20.0

1991 - Started all 16 regular season games at right defensive end . . . Recorded 42 tackles (38 solo), a forced fumble and led team with seven sacks in 1991 . . . Became first player in Dolphin history to lead team in sacks three straight seasons (1989-91) . . . Voted by South Florida media as team's Outstanding Defensive Lineman for third straight season . . . Became first Dolphin to win award three consecutive seasons since Bob Baumhower (1980-82) . . . Opened '91 season with three tackles at Buffalo (9/1) . . . Had first sack of year vs. Indianapolis (9/8) by tackling Colt quarterback Jeff George for a nine-yard loss . . . Registered two tackles, including a five-yard sack of Packer quarterback Don Majkowski, vs. Green Bay (9/22) . . . Finished second on team with five tackles at Kansas City (10/13) despite missing some playing time with a shoulder injury . . . Sacked Oiler quarterback Warren Moon for a nine-yard loss vs. Houston (10/20) . . . Had season-high seven tackles vs. Buffalo (11/18) . . . Closed season strong by recording four sacks in final two games . . . Finished second on the Dolphins with five tackles, including two sacks of Charger quarterback John Friesz, at San Diego (12/15) . . . Recorded two sacks of Jets' quarterback Ken O'Brien in season-finale against N.Y. Jets (12/22).

1990 - Started all 16 regular season and two playoff games at right defensive end . . . Recorded 60 tackles (51 solo), 11.5 sacks, three forced fumbles, two fumbles recovered and a pass defended . . . Earned first career selection to Pro Bowl . . . Named as AFC Co-Defensive Player of the Month for October (with teammate John Offerdahl) as he registered 12 tackles, three sacks and a forced fumble during month . . . Received second team All-AFC honors from United Press International . . . Voted as team's Outstanding Defensive Lineman by South Florida media . . . Won award for second consecutive season and became first defensive lineman to win award two straight seasons since Doug Betters in 1983-84 . . . Opened season with four tackles and two sacks at New England (9/9) . . . Finished second on team with five tackles vs. Buffalo (9/16) . . . Recorded season-high nine tackles at Giants (9/23) . . . Registered four tackles and tied career single-game high with three sacks at Pittsburgh (9/30) . . . Racked-up five tackles and two sacks vs. Jets (10/7) . . . Led team with six tackles and added a sack vs. New England (10/18) . . . Recovered a fumble to set up field goal and registered a sack vs. Phoenix (11/4) . . . Sacked Jets quarterback Ken O'Brien and added six tackles at New York (11/11) . . . Had three tackles and shared a sack (with Alfred Oglesby) vs. Seattle (12/16) . . . Sacked Colts' quarterback Jeff George and forced fumble which was returned for touchdown by teammate Brian Sochia in season finale vs. Indianapolis (12/30) . . .

AMONG SACK LEADERS: Cross recorded 11.5 sacks for 95.5 yards in losses . . . Finished season tied for eighth (with Cleveland's Michael Dean Perry) in the AFC and tied for 12th in the NFL in sacks . . . Sack total was single-season career high with

83

evious high of ten sacks in 1989 . . . Total tied with Vern Den
 order for the fourth best single season sack total in Dolphin history;
 now ranks tied for fifth as Bryan Cox had 14 sacks in 1992 . . .
 Cross became first Dolphin to record 11.5 sacks or more since Doug
 Betters, who had 14 sacks in 1984.

PRO BOWL: Selected as a reserve defensive end for the 1990
 AFC Pro Bowl team . . . Became first Dolphin defensive end selected
 for the Pro Bowl since Doug Betters in 1983 . . . Blocked 46-yard field
 goal attempt by NFC's Morten Anderson with just :07 seconds left in
 contest to preserve AFC's 23-21 win . . . Cross is the lowest round
 Dolphin draft pick to ever be selected to play in the annual NFL Pro
 Bowl (9th round in 1988) . . . In addition, five Dolphin Pro Bowl
 selections were not drafted and entered the NFL as free agents:
 guard Larry Little (free agent with San Diego in 1967), center Jim
 Mangler (free agent with Cleveland in 1970), tackle Wayne Moore
 (free agent with San Francisco in 1970), kicker Garo Yepremian
 (free agent with Detroit in 1966), and nose tackle Brian Sochia (free
 agent with Houston in 1983) . . . Also, tackle Norm Evans was a 14th
 round draft pick of Houston in 1965 and linebacker Nick Buoniconti
 as a 13th round draft choice of Boston in 1962:

LOW ROUND DOLPHIN PRO BOWL SELECTIONS

NAME	POS	ROUND DRAFTED	SELECTION OVERALL	YEAR DRAFTED	PRO BOWL SEASONS
JEFF CROSS	DE	9	239	1988	1990
Mark Clayton	WR	8	223	1983	1984-86, 1988-1991
Jake Scott	S	7	159	1970	1971-75
Reggie Roby	P	6	167	1983	1984, 1989
Doug Betters	DE	6	163	1978	1983
Ed Newman	G	6	156	1973	1981-84

1989 - Started all 16 games at right defensive end . . .
 finished with 59 tackles (50 solo), including a team-leading ten
 sacks for a total of 94 yards in losses . . . Rebounded from rookie
 season where he did not register a sack . . . Added a forced fumble
 and a pass defensed in '89 . . . Recorded three or more tackles in 13
 of 16 games . . . Registered first career sack in season opener vs.
 Buffalo on Sept. 10 . . . Had exceptional game at New England (9/17)
 with six tackles and three sacks of Patriots QB Tony Eason (for a
 total of 21 yards lost) . . . Named as Pro Football Weekly's Defensive
 Player of the Week for his effort . . . Three sacks were the most by a
 Dolphin player since Doug Betters also had three sacks on Sept.
 23, 1984 vs. Indianapolis . . . Sacked Browns QB Bernie Kosar for a
 nine-yard loss vs. Cleveland (10/8) . . . Recorded five tackles and a
 sack of Bengals QB Boomer Esiason at Cincinnati on Oct. 15 . . .
 finished with three tackles and a sack of Colts QB Jack Trudeau vs.
 Indianapolis (11/5) . . . Recorded four tackles and half a sack (shared
 with John Offerdahl) at New York (11/12) . . . Finished contest vs.
 New England (12/10) with five tackles, including 1.5 sacks (shared a
 sack with Hugh Green) of Patriots QB Marc Wilson . . . Named as
 Miami's Outstanding Defensive Lineman in voting by local South
 Florida media.

AMONG SACK LEADERS: Cross' 10 sacks resulted in 94
 yards in losses . . . Sack total was the highest single-season total by
 a Dolphin since Doug Betters had 14 sacks in 1984 . . . Finished
 season tied for seventh in the AFC and tied for 17th in the NFL in
 sacks . . . Recorded three sacks in contest at New England (9/17)
 . . . Single-game sack total against New England tied for second-best
 game in AFC in '89 behind Leslie O'Neal's 3.5 sacks against
 Philadelphia.

1988 - Played in all 16 games (with one start) as a rookie in
 88 both on defensive line and on special teams . . . Finished initial
 NFL season with 11 tackles (eight solo), six special teams tackles
 and a blocked field goal . . . Made first NFL appearance in season
 opener at Chicago and finished contest with two defensive tackles
 and one on special teams . . . Had team leading two special teams

tackles as Miami defeated visiting Minnesota 24-7 on Oct. 2 . . .
 Blocked a Chris Bahr field goal attempt late in contest as Miami
 defeated the Raiders 24-14 on Oct. 9 . . . Received first start of NFL
 career in season finale at Pittsburgh (12/18) and responded with
 season-high six tackles . . . Ninth-round draft choice (239th overall)
 by Miami in 1988.

COLLEGE: Two-year starter for Missouri (1986-87) . . . Began
 college career at Riverside City College, a California junior college,
 as blocking tight end . . . Switched to defense midway through
 second season at Riverside . . . Played well enough to earn all-
 conference honors on defense . . . Recorded 111 tackles including
 seven QB sacks and 14 tackles for loss, during Missouri career . . .
 Also recovered two fumbles . . . Voted Most Valuable Defensive
 Lineman in annual Black and Gold game as a senior . . . Started
 seven games at right defensive tackle in '87 . . . Finished sixth on
 team in tackles with 58 . . . Recorded season-high 15 tackles versus
 Colorado and had seven against Oklahoma . . . In '86, started 10 of
 11 games at right end . . . Finished second among linemen with 53
 tackles . . . Led team in QB sacks with six . . . Had season-high nine
 tackles versus Texas . . . Majored in social work.

PERSONAL: Single, resides in Miami Lakes, Fla. . . . Enjoys fishing
 and relaxing in spare time . . . Lists favorite TV show as "The Cosby
 Show" . . . Attended Rancho Palos Verde High School in Calif.,
 lettering in football, baseball and basketball . . . All-district pick as
 tight end his senior season . . . Full name is Jeffrey Allen Cross, born
 March 25, 1966, in Riverside, Calif.

NFL REGULAR SEASON STATISTICS

YEAR	TEAM	G-S	TACK.	ASST.	TOTAL	FUM. REC.	QB SACK
1988	Miami	16-1	8	3	11	0	0
1989	Miami	16-16	50	9	59	0	10
1990	Miami	16-16	51	9	60	2	11½
1991	Miami	16-16	38	4	42	0	7
1992	Miami	16-16	33	13	46	0	5
5-YEAR TOTALS		80-65	180	38	218	2	33½

NFL PLAYOFF STATISTICS

YEAR	TEAM	G-S	TACK.	ASST.	TOTAL	FUM. REC.	QB SACK
1990	Miami	2-2	3	0	3	0	0
1992	Miami	2-2	7	4	11	0	0
PLAYOFF TOTALS		4-4	10	4	14	0	0

ADDITIONAL STATS


Special Teams Tackles: 6 in 1988, 1 in 1992 for total of 7
Blocked Field Goals: 1 in 1988, 1 in 1992 for total of 2
Forced Fumbles: 1 in 1989, 3 in 1990, 1 in 1991, 1 in 1992 for total of 6
Passes Defensed: 1 in 1989, 1 in 1990, 2 in 1992 for total of 4
Blocked Punts: 1 in 1990
Blocked PATs: 1 in 1992



DOLPHIN FACT

In the 1992 regular season, the
 Dolphins were 7-1 when leading at
 halftime, 0-2 when tied at the half and 4-
 2 when trailing at halftime. Since 1980, Miami is 90-12 (.882)
 when the team is leading at halftime, 10-9-1 (.525) when tied at
 the half and 25-53 (.321) when trailing at halftime

JEFF DELLENBACH



6-5 297 #65
Tackle/Center
Born: 2/14/63
College: Wisconsin '85
Acquired: D4b, 1985
NFL: Ninth Season
Dolphins: Ninth Season

PRO: Big offensive lineman with versatility to play guard, tackle and center . . . Played in all 16 games with eight starts in regular and both playoff contests with one start in 1992 . . . Alternated by quarter with Mark Dennis at right tackle . . . Made starts at right tackle vs. L.A. Rams (9/20), at Buffalo (10/4), vs. New England (10/18), at N.Y. Jets (11/1), vs. Buffalo (11/16), at New Orleans (11/29), vs. L.A. Raiders (12/14) and at New England (12/27) . . . Saw reserve action at Cleveland (9/14), at Seattle (9/27), vs. Atlanta (10/11), vs. Indianapolis (10/25), at Indianapolis (11/8), vs. Houston (11/22), at San Francisco (12/6) and vs. N.Y. Jets (12/20) . . . Came off bench in AFC Divisional Playoff Game (1/10/93) vs. San Diego . . . Started in AFC Championship game vs. Buffalo (1/17/93) . . . Played in 15 games with two starts in 1991 . . . Opened season as starting left tackle in place of the injured Richmond Webb (knee) for first two games of season (at Buffalo on Sept. 1 and vs. Indianapolis on Sept. 8) . . . Came off bench for 13 of the last 14 games . . . Missed one game in that span when he was inactive at Kansas City (10/13) because of a calf injury suffered earlier in the week during practice . . . Played in 15 games and two playoff contests in 1990 . . . Signed two-year contract on Aug. 30, 1990, after missing entire preseason . . . Granted two-week roster exemption by the NFL but was activated on Sept. 8 . . . Had started 35 consecutive games through 1989 (final three games of 1987 and all 16 games in 1988 and 1989) before streak ended in season opener at New England (9/9) . . . Did not play vs. Phoenix (11/4) . . . Named as Miami's Offensive Lineman of the Year for 1989 by vote of local South Florida media . . . Started all 16 games in '89 . . . Opened season at center vs. Buffalo (9/10) before being moved to left tackle for remainder of year . . . Moved to tackle due to the emergence of rookie center Jeff Uhlenhake . . . Started at left tackle at New England (9/17), marking his first start at that position since Oct. 25, 1987, vs. Buffalo . . . Started all 19 games of Miami's NFL-record sackless string (13 at center and six at left tackle) during 1988-89 . . . Dolphin quarterbacks were sacked only ten times during his 20 starts at center . . . Performed well in '88 despite tough task of trying to replace All-Pro center Dwight Stephenson . . . Started all 16 games in '88 . . . Played in 11 non-strike games in 1987 with six starts . . . Started final three games of '87 at center on emergency basis after Stephenson's injury . . . Responded to difficult situation by playing well . . . Anchored line which ended Washington's streak of 63 games with at least one sack (12/20) . . . First NFL start at center came at Philadelphia (12/13) . . . Had worked extensively at center position the week before '87 opener at New England while Stephenson had foot in cast with sprained arch . . . Ended up starting Patriots game at left tackle as Stephenson got cast off on Friday and played . . . Started first three non-strike games of year (N.E., Indianapolis, Buffalo) at LT in place of injured Jon Giesler . . . Spent weeks 7-10 backing up Giesler at left tackle . . . Did not play in week 11 at Buffalo . . . Played in 13 games in '86 with six starting assignments (four at left tackle, two at right guard) . . .

86

Suffered severe left ankle sprain in '86 training camp which hampered early-season play . . . Started at right guard versus Raiders (10/19) and Colts (10/26) in place of Ronnie Lee . . . Started last three games of '86 at left tackle for Giesler . . . Also started at left tackle in week 6 against Buffalo in place of Cleveland Green . . . Saw action in 11 games in 1985, starting only at Buffalo on 11/24 . . . Played in both post-season contests in '85 . . . Fourth-round draft choice (111th overall) of Miami in 1985.

COLLEGE: Enjoyed standout career at University of Wisconsin (1981-84) . . . As senior, was third-team All-America selection by AP and UPI honorable mention All-America pick . . . Also was chosen first-team All-Big Ten by AP and UPI and was tabbed as Big Ten's Offensive Lineman of the Year by conference broadcasters . . . Started all 12 games for Badgers in '84 and graded out at more than 90% efficiency over course of season . . . Was selected team's Offensive Player of the Game versus Indiana as a senior . . . Ended career with 35 consecutive starts . . . As junior, was Wisconsin's top offensive lineman, earning second-team All-Big Ten accolades . . . Was moved to offensive line prior to sophomore season after appearing in 10 games on defense in freshman campaign . . . Also played for Badgers' junior varsity hockey team . . . Majored in recreation resource management.

PERSONAL: Married, he and wife Mary (5/31/85) reside in Fort Lauderdale with sons Dane (4/21/89), Dax (4/13/90) and Dillon (4/30/93) . . . Played for Dolphins' softball and basketball teams in off-season . . . Has done work with "Say No to Drugs" program, cerebral palsy, cystic fibrosis, Miami Childrens' Hospital and The Childrens' Miracle Network . . . Sponsors golf tournament to benefit Boys and Girls Club of Palm Beach County . . . Was Dolphins' NFL Man of the Year nominee in 1991 . . . Enjoys professional wrestling . . . Attended Wausau (Wis.) East High School, lettering in football, hockey and baseball . . . As senior, was All-America and all-state selection as tackle and was all-conference pick as hockey goaltender . . . Full name is Jeffrey Alan Dellenbach, born Feb. 14, 1963, in Wausau, Wis.

NFL REGULAR SEASON STATISTICS

GAMES/STARTS: 1985: 11/1, 1986: 13/6, 1987: 11/6, 1988: 16/16, 1989: 16/16, 1990: 15/0, 1991: 15/2, 1992: 16/8 **8-YEAR TOTALS: 113/55**

NFL PLAYOFF STATISTICS

GAMES/STARTS: 1985: 2/0, 1990: 2/0, 1992: 2/1 **PLAYOFF TOTALS: 6/1**

ADDITIONAL STATS

Kickoff Returns: 1 for 0 yards in 1991

Miscellaneous Tackles: 1 in 1992



DOLPHIN FACT

Since the 1970 merger of the National and American Football Leagues, Miami is the only NFL team to twice open up a season with 10 or more consecutive wins. The Dolphins did it in 1972 (14 wins) and 1984 (11 wins), while five other teams have accomplished a 10 or more game season opening winning streak on one occasion — Minnesota in 1975 (10 wins), Chicago in 1985 (13 wins), N.Y. Giants in 1990 (10 wins), and San Francisco in 1990 (10 wins) and Washington (11 games) in 1991.

87

MARK DENNIS



6-6 298 #74
Tackle
Born: 4/15/65
College: Illinois '87
Acquired: D8b, 1987
NFL: Seventh Season
Dolphins: Seventh Season

PRO: Strong, consistent offensive tackle . . . Played in all 16 games th eight starts in regular season and both playoff contests with one art . . . Alternated by quarter with Jeff Dellenbach at right tackle . . . started at right tackle at Cleveland (9/14), at Seattle (9/27), vs. lanta (10/11), vs. Indianapolis (10/25), at Indianapolis (11/8), s. Houston (11/22), at San Francisco (12/6) and vs. N.Y. Jets 2/20) . . . Saw reserve action vs. L.A. Rams (9/20), at Buffalo 0/4), vs. New England (10/18), at N.Y. Jets (11/1), vs. Buffalo 1/16), at New Orleans (11/29), vs. L.A. Raiders (12/14) and at New ngland (12/27) . . . Started in AFC Divisional Playoff game /10/93) vs. San Diego . . . Saw reserve action in AFC nampionship game vs. Buffalo (1/17/93) . . . Started all 16 games ight tackle in 1991 . . . Started all 16 regular season games and o playoff contests at right tackle in 1990 . . . Integral part of fensive line which allowed NFL-low 16 sacks . . . Spent '89 trying rebound from major knee injury suffered in 1988 . . . Played in ven games with one start in '89 . . . Spent first nine weeks of eason on physically unable to perform list . . . Activated off PUP list 1 Nov. 4 and started next day at right tackle vs. Indianapolis . . . aw extensive action at Indianapolis (12/17) when Ronnie Lee left ame in first quarter with ankle injury . . . Spent preseason camp habilitating knee and was placed on PUP list on Aug. 28 . . . layed in 13 games (seven starts) in 1988 . . . Started first five ames of season at left tackle . . . Saw action as reserve for next six ames . . . Received starting call against New England 11/20 . . . uffered season-ending knee injury (torn ligament in right knee) in xt start at Jets (11/27) . . . Underwent knee surgery on Nov. 30 . . . layed in five games (Colts 1, Bills 1, Eagles, Redskins and Patriots 2) '87 . . . Started two contests (Washington and New England 2) and eessed for two others . . . Starting assignments came at right tackle hen he played in place of injured Ronnie Lee . . . Placed on active ster on 12/4 after season-ending knee injury to Chris Conlin . . . efore activation, had been on inactive roster since Pittsburgh game 1/1) . . . First NFL start was 12/20 versus Redskins; held Charles ann without a sack . . . Dolphins' second pick in eighth round (12th overall) in 1987.

COLLEGE: Three-year starter and four-year letterman (1983-86) for inois . . . Did not give up sack in final 24 games of college career . . . Moved into starting lineup late in freshman year and stayed there rough college career . . . Team's top lineman in 1986, grading out 92% in film study by Illinois coaches . . . Was chosen to first team Big Ten's All-Academic squad as senior (4.13 GPA on scale of 5) . . . Became full-time starter as sophomore in 1984 . . . Had 90% ocking grade for '84 season . . . Top reserve lineman of Illini in 983, starting final two games of campaign . . . As freshman, had arned spot in two-deep depth chart by first week of season . . . olds B.S. in finance and M.B.A, which he received in 1993 from orida International University.

PERSONAL: Married to Deirdre (6/6/87), couple lives in Cooper City . . . Has obtained Series 7 license . . . Earned an MBA degree from Florida International University . . . Graduated F.I.U. with 3.75 GPA while taking classes during season . . . Enjoys skiing . . . Attended Washington (Ill.) High School, lettering in football and wrestling . . . Earned Illinois State Scholar/Athlete honors . . . All-America selection of Adidas . . . Full name is Mark Francis Dennis, born April 15, 1965, in Junction City, Kan.

NFL REGULAR SEASON STATISTICS

GAMES/STARTS: 1987: 5/2, 1988: 13/7, 1989: 8/1, 1990: 16/16, 1991: 16/16, 1992: 16/8 **6-YEAR TOTALS:** 74/50

NFL PLAYOFF STATISTICS

GAMES/STARTS: 1990: 2/2, 1992: 2/1 **PLAYOFF TOTALS:** 4/3

MARK DUPER



5-9 192 #85
Wide Receiver
Born: 1/25/59
College: Northwestern (La.) St. '82
Acquired: D2, 1982
NFL: 12th Season
Dolphins: 12th Season

PRO: 1992 - Started all 16 games in 1992 for the second straight year and finished with 44 catches for 762 yards (17.3 yards per catch) and seven touchdowns . . . It was the sixth time in his career he played in every regular season game . . . Was fourth on the Dolphins in receptions and ranked first in reception yardage . . . It marked the fifth time in his career he led the Dolphins in receiving yards . . . His 762 receiving yards ranked 11th in the AFC . . . Tied or led the Dolphins in receiving five times in 1992 . . . Finished tied for second on the Dolphins in scoring along with Mark Higgs with 42 points . . . With seven touchdown catches, he finished tied for fourth in the AFC in receiving touchdowns and ranked tied for tenth in the AFC in overall touchdowns . . . Finished the preseason tied for fourth on the Dolphins in receptions with eight catches and was second on the team with 168 reception yards (a 21.0 yards per catch average) and added one touchdown . . . Has career totals of 511 receptions for 8,869 yards (17.4 yards per catch) and 59 touchdowns . . . Has been named to three Pro Bowl teams (1983, 1984, 1986) . . .

RECEPTIONS: Caught at least one pass in 15 of 16 regular season games in 1992, with his only game without a catch coming on Nov. 22nd vs. Houston . . . That Oilers game snapped a streak of 43 consecutive games (45 games, including playoffs) in which Duper had at least one reception, dating back to the previous game he was held without a catch, on Dec. 10, 1989 vs. New England . . . His streak of 43 regular season games with a reception is the second-longest in team history behind Mark Clayton's string of 92 games with a catch . . . Has caught at least one pass in 142 of 156 career games (91.0%) including nine of ten playoff games . . . Had a season-high seven receptions at New Orleans on November 29 . . . In that Saints contest, he became the third receiver in Dolphin history to record 500 career catches, joining Nat Moore and Mark Clayton . . . Recorded his 511th career reception on Dec. 27th at New

England to move past Nat Moore (510) into sole possession of second place on the Dolphins' all-time reception list . . . His 511 career receptions ranks second on the Dolphins' all-time reception list, trailing only Clayton's team mark of 550 career catches . . . He needs only 39 more catches to break Clayton's all-time Dolphin record for receptions . . . With 511 career receptions, he is one of 32 players in NFL history with 500 or more career catches and he ranks 3th among the NFL's all-time reception leaders:

NFL RECEIVERS WITH 500 OR MORE CATCHES

1. Art Monk847 (13)	17. Stanley Morgan557 (14)
2. Steve Largent819 (14)	*18. Mark Clayton550 (10)
*3. James Lofton750 (15)	*19. Gary Clark549 (8)
Charlie Joiner750 (18)	*20. Roger Craig547 (10)
5. Ozzie Newsome662 (13)	21. J.T. Smith544 (13)
6. Charley Taylor649 (13)	22. Lance Alworth542 (11)
7. Don Maynard633 (15)	23. Kellen Winslow541 (9)
8. Raymond Berry631 (13)	24. John Stallworth537 (14)
*9. Jerry Rice610 (8)	*25. Andre Reed534 (8)
*10. Drew Hill600 (13)	*26. Henry Ellard531 (11)
11. Harold Carmichael590 (14)	27. Bobby Mitchell521 (11)
12. Fred Biletnikoff589 (14)	*28. MARK DUPER511 (11)
13. Harold Jackson579 (16)	29. Nat Moore510 (13)
14. Lionel Taylor567 (10)	30. Dwight Clark506 (9)
15. Roy Green559 (14)	31. Bobby Howton503 (12)
Wes Chandler559 (11)	32. Cliff Branch501 (17)

() - number of years played * - active players

YARDAGE: Had one 100-yard game in 1992, gaining 100 yards on Nov. 16th vs. Buffalo, extending to 28 games (31 including layoffs) his club record of 100-yard reception games . . . It was the only 100-yard game by a Dolphin receiver in 1992 . . . His four 1,000-yard seasons (1983, 1984, 1986 and 1991) are one shy of Mark Clayton's team record of five 1,000-yard seasons . . . No other Dolphin receiver has ever reached the 1,000-yard mark in receptions . . . Went over 6,000 yards in receptions in 1989 and over 7,000 yards in receptions on Dec. 30, 1990 vs. Indianapolis, becoming the second Dolphin (after Nat Moore) to reach 7,000 career yards . . . Went over 8,000 yards on Dec. 15, 1991 at San Diego, becoming the first Dolphin to reach 8,000 receiving yards . . . Now has 8,869 career yards in receptions and ranks first on the Dolphin all-time career yardage list, just ahead of Mark Clayton, who has the second highest total of 8,643 yards . . . Duper broke Nat Moore's team record of 7,547 career reception yards on Nov. 10, 1991 vs. New England . . . With 8,869 career reception yards, Duper ranks 17th in NFL history in reception yardage and is sixth among active players . . . He needs 97 more yards to pass Roy Green and move into 16th place and he needs 98 more yards to pass Wes Chandler into 15th place:

ALL-TIME NFL LEADERS, RECEPTION YARDAGE

*1. James Lofton13,821 (15)	11. Raymond Berry9,275 (13)
2. Steve Largent13,089 (14)	12. Charley Taylor9,110 (13)
3. Charlie Joiner12,146 (18)	13. Harold Carmichael8,985 (14)
4. Don Maynard11,834 (15)	14. Fred Biletnikoff8,974 (14)
*5. Art Monk11,628 (13)	15. Wes Chandler8,966 (11)
6. Stanley Morgan10,716 (14)	*16. Roy Green8,965 (14)
7. Harold Jackson10,327 (16)	*17. MARK DUPER8,869 (11)
*8. Jerry Rice10,273 (8)	*18. Henry Ellard8,816 (10)
9. Lance Alworth10,266 (12)	*19. Gary Clark8,742 (8)
*10. Drew Hill9,447 (13)	20. John Stallworth8,723 (14)

() - number of years played * - active players

Duper's average of 17.4 yards per catch is the second highest career yards per catch average in team history, behind only the 21.5 yards per catch average of Paul Warfield . . . In addition, Duper

ranks sixth among the NFL all-time career league leaders (with 500 or more career receptions) in average yards per catch:

TOP TEN ALL-TIME NFL LEADERS, YARDS PER CATCH

(Minimum 500 receptions)

PLAYER	REC.	YARDS	AVG.	PLAYER	REC.	YARDS	AVG.
1. Stanley Morgan	557	10,716	19.2	*6. MARK DUPER	511	8,869	17.4
2. Lance Alworth	542	10,266	18.9	7. Cliff Branch	501	8,685	17.3
3. Don Maynard	633	11,834	18.7	*8. Jerry Rice	610	10,273	16.8
*4. James Lofton	750	13,821	18.4	Bill Howton	503	8,459	16.8
5. Harold Jackson	579	10,372	17.9	*10. Henry Ellard	532	8,816	16.6

* - active players

TOUCHDOWNS: Duper's seven touchdown catches was his highest single season total since he had eight touchdown receptions in 1987 . . . In his last three seasons Duper has 17 touchdown catches (seven in 1992 and five apiece in 1991 and 1991), an increase of 15 TD catches from his two-year total (2) from the previous two seasons (1989 and 1988) combined, when he had one TD catch in each of those two years . . . Had a total of 40 TD catches in his previous five seasons (1983-87), the first five seasons he was a starter . . . Duper has a career total of 59 career touchdown catches . . . Among active receivers, Duper ranks seventh overall in the NFL and second in the AFC in career touchdown receptions:

TOP TEN NFL ACTIVE LEADERS, TOUCHDOWN RECEPTIONS

1. Jerry Rice, S.F.104 (8)	6. Drew Hill, Atl.60 (13)
2. Mark Clayton, G.B.81 (10)	7. MARK DUPER, MIA59 (11)
3. James Lofton, Raid.75 (15)	8. Gary Clark, Phnx.58 (8)
4. Roy Green, Phil.66 (14)	9. Andre Reed, Buf.52 (8)
5. Art Monk, Wash.63 (13)	10. Stephone Paige, Minn.49 (9)

() - number of years played * - active players

He and Marino have combined for 55 of those 59 touchdown passes, which is tied for the fourth highest scoring combination in NFL history (along with San Francisco's Joe Montana to Jerry Rice), surpassed only by Marino to Mark Clayton (79 touchdowns), Baltimore's Johnny Unitas to Raymond Berry (63 touchdowns), and San Diego's John Hadl to Lance Alworth (56 touchdowns):

NFL'S ALL-TIME TOP QUARTERBACK-TO-RECEIVER SCORING COMBINATIONS

QUARTERBACK	RECEIVER	TEAM	TOGETHER	TOUCHDOWNS
1. Dan Marino	Mark Clayton	Miami	1983-92	79
2. John Unitas	Raymond Berry	Balt.	1955-67	63
3. John Hadl	Lance Alworth	S.D.	1962-70	56
4. DAN MARINO	MARK DUPER	MIAMI	1983-current	55
Joe Montana	Jerry Rice	S.F.	1985-92	55
6. Sonny Jurgensen	Charley Taylor	Wash.	1964-74	53
7. Ken Anderson	Isaac Curtis	Cin.	1973-84	51

AMONG DOLPHIN LEADERS: With 511 catches, he ranks second on the Dolphin all-time reception list, behind Mark Clayton (550) . . . His final catch in 1992, on Dec. 27th at New England, was his 511th career reception, moving him past Nat Moore and into sole possession of second place on the Dolphins' all-time career reception list . . . Duper moved past Tony Nathan (383) into third place with his third reception on Dec. 9, 1990 vs. Philadelphia . . . His 8,869 reception yards ranks first on the Dolphins' all-time receiving yardage list, having broken Nat Moore's club record of 7,547 career receiving yards on Nov. 10, 1991 vs. New England . . . Mark Clayton also broke Moore's record later in that game and currently is second with 8,643 yards, moving past Duper on Nov. 24, 1991 at Chicago before being passed by Duper on Dec. 9, 1991 vs. Cincinnati . . . Duper's average of 17.4 yards per catch is the second highest career yards per catch average in team history, behind only the 21.5 average of Paul Warfield . . . His 59 receiving touchdowns is

third on the club's receiving TD list, behind Clayton (81) and Moore (74) . . . His 59 touchdowns also ranks third on the Dolphins' overall touchdown list, behind Clayton (82) and Moore (75) . . . Among all scorers, his 354 career points ranks sixth on the club's all-time points list (Pete Stoyanovich is fifth with 440 points while Nat Moore is fourth with 450 points) . . . Has 28 100-yard games for his career (31 including playoffs), extending his own team record (Clayton is second with 22 100-yard games) . . . With 8,859 total yards (rushing and receiving) from scrimmage, he passed Nat Moore (7,795 total yards) on Dec. 9, 1991 vs. Cincinnati to move into second place in total yards from scrimmage, and on September 14, 1992 at Cleveland, he moved past Mark Clayton into first place . . . Clayton now is in second place with 8,751 yards . . . Has teamed with Dan Marino for three of Dolphins' six longest pass plays: 85 yards vs. Baltimore on November 20, 1983, 85 yards vs. Houston on November 2, 1986, and 80 yards vs. Indianapolis on September 23, 1984 . . . Only longer pass play in club history is 86-yard Bob Griese-Warfield connection in 1971 . . . Also has three of top five single-game receiving yardage totals, including club record of 217 yards set in 1985 vs. Jets . . .

WITH MARK CLAYTON: Duper and former Dolphin receiver Mark Clayton (1983-92) formed duo nationally known as the "Marks Brothers" . . . The duo had 100 or more yards receiving in the same game four times (October 23, 1988 vs. New York Jets; October 19, 1986 vs. Los Angeles Raiders; September 21, 1986 at New York Jets; September 30, 1984 at St. Louis Cardinals), with the Dolphins going 1-3 in those games . . . When either Duper or Clayton went over 100 yards receiving in a game, Miami was 27-23 (regular season) . . . The Dolphins are 17-11 when Duper tops 100 yards and were 10-12 when Clayton topped 100 yards . . . From the time span of 1983-92, the duo combined for 1,061 catches, the second highest total by a pair of receivers on the same team in that span, and combined for 17,512 yards in receptions, the second highest total by a duo with the same club over the past nine years:

LEADING PAIR OF RECEIVERS, ONE CLUB, LAST TEN YEARS (1983-92)

Clark-Monk, Washington	1,247	Clark-Monk, Washington	18,223
DUPER-CLAYTON, MIAMI	1,061	DUPER-CLAYTON, MIAMI	17,512
Craig-Rice, S.F.	954	Craig-Rice, S.F.	12,308
Green-Smith, Phoenix	833	Givins-Hill, Houston	12,048
Carter-Jordan, Minnesota	801	Carter-Jordan, Minnesota	11,915

When Duper had 1,085 receptions in 1991 and Clayton had 1,053 reception yards as well, it marked the third time in their careers that Duper and Clayton recorded 1,000-plus yard in the same year, having also had matching 1,000 yard seasons in 1986 and 1984 . . . Their three simultaneous 1,000 yard seasons ties them with Washington's Art Monk and Gary Clark for the most 1,000 yard seasons by a pair of receivers; Monk and Clark combined for seasons with 1,000 or more yards apiece in 1991, 1989, and 1986:

MULTIPLE 1,000 YARD SEASONS BY A RECEIVING PAIR

YEAR	TEAM	RECEIVER	YARDS	RECEIVER	YARDS	QUARTERBACK
91	Miami	M. Duper	1,085	M. Clayton	1,053	D. Marino
86	Miami	M. Duper	1,313	M. Clayton	1,150	D. Marino
84	Miami	M. Duper	1,306	M. Clayton	1,389	D. Marino
31	Washington	A. Monk	1,049	G. Clark	1,340	M. Rypien
39	Washington	A. Monk	1,186	G. Clark	1,229	M. Rypien
36	Washington	A. Monk	1,068	G. Clark	1,265	J. Schroeder
41	Houston	D. Hill	1,109	H. Jeffries	1,181	W. Moon
40	Houston	D. Hill	1,019	H. Jeffries	1,048	W. Moon
90	L.A. Rams	H. Ellard	1,294	W. Anderson	1,097	J. Everett
9	L.A. Rams	H. Ellard	1,382	W. Anderson	1,146	J. Everett
1	San Diego	C. Joiner	1,188	K. Winslow	1,075	D. Fouts
0	San Diego	C. Joiner	1,132	K. Winslow	1,290	D. Fouts
3	San Diego	C. Joiner	1,132	J. Jefferson	1,340	D. Fouts
3	San Diego	C. Joiner	1,008	J. Jefferson	1,090	D. Fouts
8	N.Y. Jets	D. Maynard	1,297	G. Sauer	1,141	J. Namath
7	N.Y. Jets	D. Maynard	1,434	G. Sauer	1,189	J. Namath
2	N.Y. Titans	D. Maynard	1,041	A. Powell	1,130	J. Green
3	N.Y. Titans	D. Maynard	1,265	A. Powell	1,167	A. Dorow

Clayton and Duper were the only ones to do so with the same quarterback each of those three seasons (Dan Marino) . . . Clark and Monk had two different quarterbacks (Jay Schroeder and Mark Rypien) . . .

PLAYOFFS: Finished 1992 playoffs tied for third on the Dolphins in receptions with five catches for 93 yards (18.6 yards per catch) and one touchdown . . . In AFC title game on January 17, 1993 vs. Buffalo, Duper had two catches for 36 yards and one touchdown, coming on a 15-yard pass from Dan Marino . . . It was Duper's fifth touchdown catch of his playoff career, and he became the all-time leader in touchdown receptions in Dolphin playoff history, surpassing the four playoff TD catches registered by Bruce Hardy and Paul Warfield . . . In playoff contest on January 10, 1993 vs. San Diego Duper had three catches and led Dolphins with 57 yards in receptions . . .

GAME HIGHLIGHTS: AT NEW ENGLAND (DEC. 27): Had four catches for 38 yards . . . His final catch in that contest gave him 511 career receptions, moving him past Nat Moore into sole possession of second place among the Dolphin all-time career reception leaders . . .

VS. L.A. RAIDERS (DEC. 14): On Dec. 14th vs. L.A. Raiders, he had one catch, a 62-yard touchdown reception from Dan Marino on a "flea-flicker" play . . . It was Duper's longest reception of the season . . .

AT NEW ORLEANS (NOV. 29): On Nov. 29th at New Orleans, he led the Dolphins in both receiving and receiving yards with seven catches for 75 yards . . . His fourth catch in that contest was his 500th career reception, and he became the third Dolphin in club history (along with Nat Moore and Mark Clayton) to record 500 career receptions . . . His seven catches was his 1992 season high . . .

VS. BUFFALO (NOV. 16): On Nov. 16th vs. Buffalo, tied for the Dolphin lead with five catches and led club with 100 receiving yards, including a 55-yard catch . . . It was his only 100-yard receiving game of the season and the only one by a Dolphin in 1992 . . . It was his 28th game of 100 or more yards in receptions (31, including playoffs), extending his own team record for most 100-yard games . . . In addition, his 55-yard reception was his second-longest of the season . . .

AT N.Y. JETS (NOV. 1): Tied for the team lead on Nov. 1st at N.Y. Jets with four catches for 74 yards and one touchdown, coming on a 39-yard pass from Dan Marino . . .

VS. INDIANAPOLIS (OCT. 25): Had one catch on October 25th vs. Indianapolis, a 48-yard touchdown reception on a "flea-flicker" from Dan Marino . . .

VS. NEW ENGLAND (OCT. 18): Had three catches for 55 yards and one touchdown on Oct. 18th vs. New England, with his touchdown coming on a 43-yard TD reception from Dan Marino . . .

VS. L.A. RAMS (SEPT. 20): Tied for the team lead in receptions with four catches and led Dolphins with 66 yards in receptions, including a 38-yard touchdown pass from Dan Marino, on September 20th vs. L.A. Rams . . .

AT CLEVELAND (SEPT. 14): Tied for the team lead with four catches and had 70 reception yards and one touchdown (coming on a 25-yard pass from Dan Marino) on September 14th at Cleveland.

1991 - Started all 16 games in 1991 and finished with 70 catches for 1,085 yards (an average of 15.5 yards per catch) and five touchdowns . . . It was the fifth time in his career he played in every regular season game . . . His 70 receptions was tied for seventh in the AFC and tied for 12th in the NFL, and he was tied with Mark Clayton for the Dolphin team lead . . . His 1,085 reception yards was fourth in the AFC and eighth in the NFL and he led the Dolphins in that category . . . His five touchdown catches ranked second on the Dolphins and he finished third on the team with 30 points . . . Tied or led the Dolphins in receptions six times in 1991 and led the team in receiving yards six times . . . Over his final six games of the season, Duper had 34 catches for 504 yards (14.8 yards per game) . . . In his final three games he caught 22 passes for 327 yards and one touchdown . . . With his 70 receptions in 1991, it

marked the third time Duper either led the team or tied for the team lead in receptions (he also led the Dolphins in catches in 1986 and 1990) . . . His 70 catches is the second highest single season total of his career, surpassed only by his single season best of 71 receptions in 1984 . . . It also is tied for the fifth best single season reception total in Dolphin history, and Duper owns three of the club's top ten single reception totals:

DOLPHIN SINGLE-SEASON RECEPTION LEADERS

1. Mark Clayton (1988).....86	MARK DUPER (1991).....70
2. Mark Clayton (1984).....73	Mark Clayton (1991).....70
3. Tony Nathan (1985).....72	8. MARK DUPER (1986).....67
4. MARK DUPER (1984).....71	Jack Clancy (1967).....67
5. Mark Clayton (1985).....70	10. Mark Clayton (1989).....64

Was one of two Dolphins (along with Mark Clayton) to catch at least one pass in every game in 1991 and caught at least two passes in each of those games . . . Had a season high eight receptions at San Diego on Dec. 15th, a total that matched his third highest single game career best and tied the 1991 single game high by a Dolphin (Tony Paige had eight receptions vs. New England on Nov. 10th) . . . On September 1st at Buffalo became the third receiver in Dolphin history to record 400 career catches, joining Nat Moore and Mark Clayton) . . . Had two 100-yard games in 1991, 106 yards in receptions on Dec. 15th at San Diego and 134 yards in receptions on Dec. 9th vs. Cincinnati . . . His 1,085 reception yards in 1991 was his third highest single season total and it was the fourth time in his career he led the Dolphins in reception yards . . . It also marked the fourth time in his career he went over the 1,000-yard milestone, one shy of Mark Clayton's team record of five 1,000-yard seasons . . . No other Dolphin receiver has ever reached the 1,000-yard mark in receptions . . . His 1,085 yards is the sixth best single season total in Dolphin history and Duper has three of the top six and four of top nine Dolphin single season reception yardage marks:

DOLPHIN SINGLE SEASON RECEPTION YARDAGE LEADERS

YARDS	PLAYER	YEAR	YARDS	PLAYER	YEAR
1. 1,389	Mark Clayton	1984	6. 1,085	MARK DUPER	1991
2. 1,313	MARK DUPER	1986	7. 1,053	Mark Clayton	1991
3. 1,306	MARK DUPER	1984	8. 1,011	Mark Clayton	1989
4. 1,150	Mark Clayton	1986	9. 1,003	MARK DUPER	1983
5. 1,129	Mark Clayton	1988	10. 996	Mark Clayton	1985
			996	Paul Warfield	1971

From 1987 through 1991, Duper improved his receiving yardage each of those seasons, from 597 yards in 1987 to 626 in 1988 to 717 in 1989 to 810 in 1990 to 1,085 yards in 1991 . . . Duper joined New England's Irving Fryar (467-490-537-856-1,014 from 1987-91) and the N.Y. Giants' Mark Ingram (32-158-290-499-824 from 1987-91) as the only NFL players that had an active streak of five straight seasons of improving receiving yardage totals heading into the 1992 season, but all three streaks ended in 1992 . . . The only other active players to have a streak of five straight years of increasing receiving yardage totals are Minnesota's Steve Jordan (42-212-414-795-859 from 1982-86), New Orleans's Eric Martin (522-675-778-1083-1090 from 1985-89), and Buffalo's Andre Reed (637-739-968-1312 from 1985-89) . . . Went over 6,000 yards in receptions in 1989 and over 7,000 yards in receptions on Dec. 30, 1990 vs. Indianapolis, becoming the second Dolphin (after Nat Moore) to reach 7,000 career yards . . . Went over 8,000 yards on Dec. 15, 1991 at San Diego, becoming the first Dolphin to reach 8,000 receiving yards . . . Had five touchdown catches in 1991, coming in five different games . . . Registered his 50th career touchdown catch on Nov. 3rd at Indianapolis . . . On Dec. 15th at San Diego, he caught eight passes for 106 yards to lead the Dolphins in both receptions and reception yardage . . . His eight receptions matched his third highest single game career high and was one shy of his single game high of nine catches, which he accomplished twice in his career . . . It also was

his 1991 single game high and it matched the most passes caught by a Dolphin in 1991 . . . His 106 yards marked the second straight game he went over 100 yards in receiving . . . On Dec. 9th vs. Cincinnati, he had his best game of the season, leading the team in receptions and reception yardage with seven catches for 134 yards and one touchdown, coming on a 43-yard pass from Dan Marino, his longest reception of the season . . . His seven catches was his second best effort of the season and his 134 yards was his 1991 season high . . . In addition, his 134 receiving yards in that contest were his highest total since December 20, 1987 against the Washington Redskins when he had 170 yards in receptions.

1990 - Finished 1990 as the Dolphin leader in both receptions and reception yardage with 52 catches for 810 yards (an average of 15.6 yards per catch) and had five touchdowns . . . Played in all 16 games, making 15 starts . . . His one appearance off the bench came on Sept. 23rd at the N.Y. Giants . . . His 52 catches is the fourth best total of his career and his 810 yards is the fifth best single season figure of his career . . . Duper ranked tied for 18th in the AFC in receptions and 14th in the AFC in reception yardage . . . His five touchdown receptions were more than double his total of TD catches in 1988 and 1989 combined (2) . . . In the five contests Mark Clayton missed due to injury (Nov. 19 - Dec. 16) Duper recorded 19 catches for 306 yards and two touchdowns . . . With 52 receptions, it was the second time in his career Duper led the Dolphins in receiving . . . Caught at least one pass in each of his 16 games in 1990 (including 14 games of two or more receptions) . . . Had a season high eight receptions Dec. 9th vs. Philadelphia, which was tied for the most catches by a Dolphin in 1990 along with Tony Paige's eight receptions on Oct. 28th at Indianapolis, and Duper's eight catches was tied for the third highest single game reception total of his career . . . Duper's third catch in that Eagle contest moved him into third place on the Dolphin all-time receiving list, passing Tony Nathan, who had 383 career receptions . . . His 810 yards in receptions marked the third time in his career he led the Dolphins in reception yardage . . . Went over 7,000 career yards in receptions on Dec. 30th vs. Indianapolis, becoming the second Dolphin (after Nat Moore) to reach 7,000 career yards . . . On Oct. 7th vs. N.Y. Jets Duper had five catches for 125 yards and two touchdowns . . . It was the only 100-yard regular season game by a Dolphin receiver in 1990 and it was Duper's first 100-yard game since Oct. 15, 1989 at Cincinnati . . . His 69-yard touchdown reception from Dan Marino in that Jets' game was the Dolphins' longest pass completion of the season . . . It also was his first TD reception since October 8, 1989 against the Cleveland Browns, going 16 games in between those contests without a touchdown catch . . . His other TD catch in that contest was a 13-yard grab from Marino with 1:03 left in the game to give the Dolphins a 20-16 comeback win . . . It was the first time he caught two or more TD passes in a game since December 20, 1987, when he caught three scores in a 23-21 win over the Washington Redskins at Joe Robbie Stadium and it remains his only game of two or more TD catches since that Redskin contest . . . In addition, his two TD catches matched his output over his previous 32 games, covering all of his games in 1988 (13 games) and 1989 (15 games) and his first four games of 1990, when he had a total of two TD catches (one each in 1988 and 1989) . . . Finished tied for second on the Dolphins during the playoffs with six catches, he led the team in reception yardage with 149 yards (24.8 yards per catch), and had one touchdown . . . Had one of the best games of his postseason career in playoff contest at Buffalo on Jan. 12, 1991 . . . Caught three passes for 113 yards and one touchdown, coming on a 64-yard TD catch from Dan Marino . . . It was Duper's second 100-yard game of the season and his third career 100-yard game in the playoffs . . . In addition, his 64-yard TD catch from Marino was his longest reception in a post-season game . . . Had three catches for 36 yards and lost one fumble in first playoff game, on Jan. 5th vs. Kansas City . . . Received the Dolphins' Outstanding Receiver Award, as voted by the South Florida media, for the third time . . . That award has gone to either Duper or Clayton during a nine year span from 1983 through 1991, with Duper also winning it in 1983 and 1986, while Clayton won in 1984, 1985, 1987, 1988, 1989, and 1991.

1989 - Played in 15 games (including 14 starts) and had 49 receptions for 717 yards (an average of 14.6 yards per catch) and one touchdown . . . Finished third on the Dolphins in receptions and second on the team in reception yardage . . . Finished 20th in the AFC in reception yards (717) . . . Started 14 of his 15 games played, coming off bench on Nov. 12th at N.Y. Jets . . . Caught at least one pass in 13 of his 15 games played in 1989 . . . Was hampered through most of the 1989 season by various injuries . . . Had one reception on Nov. 5th vs. Indianapolis before missing the entire second half with a twisted right ankle . . . Appeared for just one play off bench on Nov. 12th at Jets but left game for good because of an injury to his right ankle . . . Was bothered by a sore calf muscle that he injured on Dec. 3rd at Kansas City, forcing him to leave that game permanently in the second half . . . Saw limited action in Dec. 10th game vs. Patriots because of a groin injury sustained in that game and did not have a catch . . . Was one of two Dolphin inactive players on December 17th at Indianapolis because of that groin injury, the only full game he missed all season . . . Had a season-high seven receptions twice, on Nov. 19th at Dallas for 90 yards, and on December 24th vs. Kansas City for 85 yards . . . His seven catches in those two contests matched the seventh highest single game total of his career and matched the third highest single game reception total by a Dolphin in 1989 . . . His second catch at New England on Sept. 17th was his 300th career reception, becoming the fourth Miami receiver to record 300 career catches . . . On Oct. 15th at Cincinnati had five catches for 129 yards (25.8 yards per catch), the most reception yards by a Dolphin in 1989, with a long catch of 41 yards . . . It was Duper's second game of the season with 100-or-more reception yards . . . His other 100-yard game came on Sept. 24th vs. N.Y. Jets, when he had six catches for 113 yards in receptions . . . On Nov. 19th at Dallas, he had 90 yards in receptions, his third highest single game receiving yardage total in 1989, and it put him over 6,000 yards in receptions for his career, becoming the third player in Dolphin history (after Nat Moore and Mark Clayton) to surpass 6,000 career reception yards . . . On Oct. 8th vs. Cleveland had five catches for 83 yards and one touchdown, a 35-yard TD grab from Dan Marino, Duper's only touchdown catch of the season.

1988 - Had an up-and-down season that was cut short after 13 games . . . Received a 30-day suspension on November 29th by the NFL for violation of the league's substance abuse policy, which caused him to miss the final three games of the season . . . Was reinstated to the Dolphins' roster on April 18, 1989 . . . In his 13 games, he caught 39 passes for 626 yards (a 16.1 yards per reception average) and one touchdown . . . Finished fourth on the team in receptions and third in yardage . . . His 39 catches ranked tied for 25th in the AFC, his 626 reception yards ranked 22nd, and his 16.1 yards per catch average ranked tied for 12th among AFC receivers with 30 or more catches . . . His one touchdown came vs. San Diego on October 16th . . . Became the second player in Dolphin history (after Nat Moore) to surpass 5,000 career reception yards, reaching that plateau on September 25th at Indianapolis (they were later joined in that group by Clayton) . . . Caught at least one pass in 11 of his 13 games . . . Had one game of seven receptions (on October 16th vs. San Diego) and two games of six receptions (October 2nd vs. Minnesota and October 23rd vs. New York Jets) . . . Had two games of 100 or more yards receiving, a season high 132 yards vs. Jets on October 23rd and 118 yards vs. San Diego on October 16th . . . His longest reception of the season was a 56-yard catch on October 23rd vs. the Jets, the second longest Dolphin reception of the season (surpassed only by Ferrell Edmunds' 80-yard reception on November 27th at the Jets) . . . Also had a 51-yard catch vs. San Diego on October 16th, the club's fourth longest pass reception of the season.

1987 - Started 11 non-strike games . . . Sat out second Colts game after suffering rib injury week before at Cincinnati (November 8th) . . . His 33 receptions were his lowest since his rookie season in 1982 . . . Finished third on team with 33 catches for 597 yards (18.1 average) and a team-high eight TDs . . . Was sixth in AFC in scoring (non-kickers) with 48 points . . . Ranked 20th in

conference in receiving yards . . . Made career-high nine receptions (for 123 yards, two TDs) in '87 opener vs. New England (September 13th) . . . Tied career high with three touchdowns versus Washington (December 20th), making six receptions for a season-high 170 yards, including game-winning six-yard TD pass with 1:07 remaining to give Dolphins 23-21 win . . . Was named AFC Offensive Player of the Week for his efforts in that game . . . Had third 100-yard receiving game of year in 35-24 victory over Pittsburgh (November 1st), making five catches for 100 yards, including 50-yard TD pass.

1986 - Started all 16 games . . . For first time in career led team in receiving with 67 catches for 1,313 yards and 11 TDs . . . Finished ninth in AFC in receiving and third in league in receiving yardage . . . Went over 1,000 yards in receiving for third time in career . . . His 1,313 reception yards is the second highest total in club history . . . Set Dolphin single season mark with eight 100-yard performances . . . His 11 receiving TDs is tied for the fifth highest total in club history . . . Caught 20-yard TD pass from Marino in overtime win at Rams (December 14th), one of career-high three touchdowns in game . . . Had season-high seven catches against Jets (September 21st), 49ers (September 28th), and Bills (November 16th) . . . Named honorable mention All-NFL by AP . . . Also named to Pro Bowl but did not play because of arthroscopic left knee surgery on January 5, 1987 (was replaced by Clayton) . . . Tabbed by South Florida media as Miami's Outstanding Receiver.

1985 - Early-season thigh injury sidelined him for eight weeks (games 2-9) . . . In first game back, against Jets on November 10th, he set Dolphin record with 217 yards on eight receptions . . . In his first half back in that game, he caught 60-yard TD toss from Marino . . . With :49 left to play he hauled in one-handed, 50-yard TD pass to lead Dolphins to 21-17 victory over Jets . . . Including Jets game, Duper compiled 555 yards on 31 receptions over last six games as Dolphins closed regular season without a loss in that span . . . Started eight of nine contests (came off bench vs. Jets) . . . Suffered his injury against Houston in season's first game, but left lineup next week versus Indianapolis . . . Finished as team's fifth leading receiver with 35 catches for 650 yards and three touchdowns.

1984 - Started all 16 games and had 71 catches for 1,306 yards and eight touchdowns . . . Both receptions and yards would have eclipsed prior Dolphin records if not for even better figures compiled by Clayton . . . His 1,306 yards remains the third highest single season total in Dolphin history and his 71 receptions is the fourth best total in club history . . . In 1984 AFC Championship Game (Jan. 6, 1985) at Miami, caught five passes for 148 yards and two touchdowns from Dan Marino in Miami's 45-28 win over Pittsburgh . . . His 148 yards receiving is a Dolphin single game playoff record, and coupled with Tony Nathan's 114 yards in receptions, it was only the second time in Dolphin playoff history that two receivers each had over 100 yards in reception yardage . . . In Super Bowl XIX (Jan. 20, 1985 at Stanford), he had one reception for 11 yards in San Francisco's 38-16 victory over Miami . . . Was voted by peers to start for AFC in Pro Bowl and was also first team All-AFC choice by UPI . . . Along with Clayton became first teammates in league history to each go over 1,300-yard reception mark in a single season.

1983 - Became first Miami receiver ever to go over 1,000 yard mark with 1,003 yards on 51 receptions (Warfield's 996 yards in 1971 had been the club's previous high) . . . Caught 10 touchdown passes and 19.7 per-catch average was tops in AFC . . . Was second-team All-AFC selection by UPI and was member of AFC's Pro Bowl team . . . In 1983 AFC Playoff Game (Dec. 31, 1983) in Miami, caught nine passes for 117 yards, including a 32-yard TD pass from Dan Marino, in Seattle's 27-20 win . . . His nine catches remains tied for his single game career high . . . In first NFL start in 38-35 OT loss to Buffalo (October 9th), had then-second best receiving day in Dolphin history with 202 yards on seven catches and two touchdowns.

1982 - Saw action in only two games in rookie campaign. Did not catch a pass . . . Was slowed by ankle and hamstring injuries . . . Dolphins had surprised many by drafting him so high, but were impressed coach Don Shula at BLESTO workout in Detroit with acrobatic, over-the-shoulder catch . . . Second-round draft choice (52nd overall) of Miami in 1982.

COLLEGE: Played only two years of college football at Northwestern State in Natchitoches, La. . . As a senior, caught 24 passes for 592 yards (24.7 average) and seven touchdowns, including three TDs versus Northeast Louisiana . . . Attended college track scholarship . . . At NW State, had 4.28 clocking in 40-yard dash . . . Ran anchor leg on Demons' star-studded NCAA championship 400-meter relay team that also included the late Joe Haney (Kansas City) . . . Also qualified for NCAA meet in 100-meter dash . . . Broke Delaney's school record in 100 meters with time of 10.21 . . . Majored in law enforcement.

PERSONAL: Married to Cynthia . . . Lives in Coral Springs, Fla. . . His son, Mark II, and three daughters, Alexandria Christina, Tracey and Stacey . . . Hobbies include boating, fishing, horseback riding, sing cows and playing golf . . . Enjoys listening to Stevie Wonder . . . Attended Moreauville (La.) High School, lettering in track and basketball . . . Moreauville did not field a football team . . . Full name is Kirk Super Duper, born Jan. 25, 1959, in Pineville, La.

NFL REGULAR SEASON STATISTICS

YEAR	TEAM	G-S	NO.	YDS.	AVG.	LG	TD
1982	Miami	2-0	0	0	0.0	0	0
1983	Miami	16-11	51	1003	19.7	85t	10
1984	Miami	16-16	71	1306	18.4	80t	8
1985	Miami	9-8	35	650	18.6	67t	3
1986	Miami	16-16	67	1313	19.6	85t	11
1987	Miami	11-11	33	597	18.1	59t	8
1988	Miami	13-13	39	626	16.1	56	1
1989	Miami	15-14	49	717	14.6	41	1
1990	Miami	16-15	52	810	15.6	69t	5
1991	Miami	16-16	70	1085	15.5	43t	5
1992	Miami	16-16	44	762	17.3	62t	7
1-YEAR TOTALS		146-136	511	8869	17.4	85t	59

NFL PLAYOFF STATISTICS

YEAR	TEAM	G-S	NO.	YDS.	AVG.	LG	TD
1983	Miami	1-1	9	117	13.0	32t	1
1984	Miami	3-3	9	191	21.2	41t	2
1985	Miami	2-2	3	45	15.0	18	0
1990	Miami	2-2	6	149	24.8	64t	1
1992	Miami	2-2	5	93	18.6	28	1
PLAYOFF TOTALS		10-10	32	595	18.6	64t	5

ADDITIONAL STATS

Usage: 1 for -10 yards in 1986
 Miscellaneous Tackles: 3 in 1983, 2 in 1984, 5 in 1986, 1 in 1987, 1 in 1988, 3 in 1989, 3 in 1991, 2 in 1992 for total of 20

100-YARD RECEIVING GAMES (31)

DATE	OPPONENT	NO.	YDS.	LG	TD
9/9/83	BUFFALO	7	202	63t	2
9/30/83	L.A. RAMS	7	134	46t	1
1/20/83	BALTIMORE	5	121	85t	1
2/31/83	SEATTLE	9	117	32t	1
2/84	at Washington	6	178	74t	2
23/84	INDIANAPOLIS	7	173	80t	2
30/84	at St. Louis	8	164	51	0
1/4/84	at N.Y. Jets	7	155	54	0
6/85	PITTSBURGH	5	148	41t	2
1/10/85	N.Y. JETS	8	217	60t	2
2/2/85	CHICAGO	5	107	52	0
2/1/86	at N.Y. Jets	7	154	46t	2
28/86	SAN FRANCISCO	7	102	24	0
3/5/86	at New England	4	102	45	0

10/19/86	L.A. RAIDERS	5	101	44	0
11/2/86	HOUSTON	2	110	85t	1
11/16/86	at Buffalo	7	109	27t	1
11/30/86	ATLANTA	4	115	54t	1
12/14/86	at L.A. Rams	5	145	69t	3
9/13/87	at New England	9	123	26	2
11/1/87	PITTSBURGH	5	100	50t	1
12/20/87	WASHINGTON	6	170	59t	3
10/16/88	SAN DIEGO	7	118	51	1
10/23/88	N.Y. JETS	6	132	56	0
9/24/89	N.Y. JETS	6	113	26	0
10/15/89	at Cincinnati	5	129	41	0
10/7/90	N.Y. JETS	5	125	69t	2
1/12/91	at Buffalo	3	113	64t	1
12/9/91	CINCINNATI	7	134	43t	1
12/15/91	at San Diego	8	106	39	0
11/16/92	BUFFALO	5	100	55	0

* Playoff Game

SINGLE-GAME HIGHS

Most Receptions:	9 vs. Seattle, 12/31/83
	9 at New England, 9/13/87
	8 at St. Louis, 9/30/84
	8 vs. N.Y. Jets, 11/10/85
	8 vs. Philadelphia, 12/9/89
	8 at San Diego, 12/15/91
Most Receiving Yards:	217 vs. N.Y. Jets, 11/10/85
	202 vs. Buffalo, 10/9/83
	178 at Washington, 9/2/84
Most TD Receptions:	3 at L.A. Rams, 12/14/86
	3 vs. Washington, 12/20/87
	2, seven times
Longest Receptions:	85t vs. Baltimore, 11/20/83
	85t vs. Houston, 11/2/86
	80t vs. Indianapolis, 9/23/84

* Playoff Game

RECEIVING BREAKDOWN

	1992						CAREER					
	GM	NO	YDS	AVG	LG	TD	GM	NO	YDS	AVG	LG	TD
Buf.	2	6	102	17.0	55	0	21	68	1073	15.8	63	8
Ind/Bal.	2	2	90	45.0	48	1	18	48	957	19.9	85	7
Mia.	-	-	-	-	-	-	-	-	-	-	-	-
New E.	2	7	93	13.3	43	1	19	58	896	15.4	45	4
NY Jets	2	5	91	18.2	39	1	18	70	1353	19.3	69	9
AFC East	8	20	376	18.8	55	3	76	244	4279	17.5	85	28
Cin.	-	-	-	-	-	-	4	17	347	20.4	43	3
Cle.	1	4	70	17.5	25	1	4	18	310	17.2	35	4
Hou.	1	0	0	0.0	0	0	7	24	463	19.3	85	3
Pitt.	-	-	-	-	-	-	4	12	180	15.0	50	1
AFC Cent.	2	4	70	17.5	25	1	19	71	1300	18.3	85	11
Den.	-	-	-	-	-	-	-	-	-	-	-	-
K.C.	-	-	-	-	-	-	4	13	161	12.4	24	0
LA Raid.	1	1	62	62.0	62	1	6	17	316	18.6	62	3
San D.	-	-	-	-	-	-	4	23	359	15.6	51	1
Sea.	1	3	47	15.7	19	0	2	5	77	15.4	19	0
AFC West	2	4	109	17.3	62	1	16	58	913	15.7	62	4
AFC Total	12	28	555	19.8	62	5	111	373	6492	17.4	85	43
Dal.	-	-	-	-	-	-	3	12	151	12.6	25	0
NY Gia.	-	-	-	-	-	-	1	3	35	11.7	17	0
Phil.	-	-	-	-	-	-	3	11	169	15.4	37	2
Pho/StL.	-	-	-	-	-	-	2	9	167	18.6	51	0
Wash.	-	-	-	-	-	-	3	14	401	28.6	74	5
NFC East	-	-	-	-	-	-	12	49	923	18.8	74	7
Chi.	-	-	-	-	-	-	3	8	153	19.1	52	0
Det.	-	-	-	-	-	-	1	3	36	12.0	18	0
Green B.	-	-	-	-	-	-	4	14	219	15.6	40	0
Minn.	-	-	-	-	-	-	1	6	81	13.5	33	0
Tampa B.	-	-	-	-	-	-	2	9	99	11.0	24	1
NFC Cent.	-	-	-	-	-	-	11	40	588	14.7	52	1

RECEIVING BREAKDOWN

	1992						CAREER					
	GM	NO	YDS	AVG	LG	TD	GM	NO	YDS	AVG	LG	TD
Atl.	1	3	27	9.0	10	0	3	11	238	21.6	54	1
Rams	1	4	66	16.5	38	1	3	16	345	21.6	69	5
New O.	1	7	75	10.7	15	1	3	12	127	10.6	15	2
San Fran.	1	2	39	19.5	23	0	3	10	156	15.6	24	0
NFC West	4	16	207	12.9	38	2	12	49	866	17.7	69	8
NFC Total	4	16	207	12.9	38	2	35	138	2377	17.2	74	16
Sept.	3	11	183	15.4	38	2	36	129	2194	17.0	80	16
Oct.	4	8	132	16.5	48	2	34	128	2256	17.6	69	15
Nov.	5	17	291	17.1	55	2	41	132	2369	17.9	85	14
Dec.	4	8	156	19.5	62	1	35	122	2050	16.8	69	14
Games 1-8	8	23	389	16.9	48	5	70	251	4357	17.4	80	32
Games 9-16	8	21	373	17.8	62	2	76	260	4512	17.4	85	27
Home	8	18	375	20.8	62	4	73	268	4930	18.4	85	33
Road	8	26	387	14.9	42	3	73	243	3939	16.2	74	26
Wins	11	25	426	17.0	62	4	94	310	5782	18.7	85	40
Losses	5	19	336	17.7	55	3	52	201	3087	15.4	63	19
Ties	-	-	-	-	-	-	-	-	-	-	-	-
Grass	11	28	522	18.6	62	5	-	-	-	-	-	-
Turf	5	16	240	15.0	42	2	-	-	-	-	-	-
1st Down	16	25	524	21.0	62	6	-	-	-	-	-	-
2nd Down	16	11	166	15.1	55	1	-	-	-	-	-	-
3rd Down	16	7	62	8.9	13	0	-	-	-	-	-	-
4th Down	16	1	10	10.0	10	0	-	-	-	-	-	-
1st Half	16	21	335	16.0	55	3	-	-	-	-	-	-
2nd Half	16	22	417	19.0	62	4	-	-	-	-	-	-
Overtime	1	1	10	10.0	10	0	-	-	-	-	-	-

IRVING FRYAR



6-0 200
Wide Receiver #**80**
Born: 9/28/62
College: Nebraska '84
Acquired: T (N.E.), 1993
NFL: Tenth Season
Dolphins: First Season

PRO: 1992 - Veteran wide receiver acquired by Dolphins in trade from New England Patriots on April 1, 1993, in exchange for second-round draft choice in 1993 and undisclosed pick in 1994. . . . Played in 15 games with 14 starts for New England. . . . Caught 55 passes for 791 yards (14.4 yards per catch) with four touchdowns and a long of 54 yards. . . . Added one rush for six yards. . . . Also had one fair catch as a punt returner. . . . Opened season with seven receptions for 71 yards at L.A. Rams (9/13). . . . Caught six passes for 101 yards and scored on a 36-yard TD reception vs. Seattle (9/20). . . . Registered eight receptions for career-high 165 yards and two touchdowns at N.Y. Jets (10/4). . . . Caught five passes for 87 yards and scored on a 54-yard touchdown pass at Miami (10/18). . . . Was inactive against Cleveland (10/25) due to right groin strain. . . . Caught two passes for 37 yards in reserve role at Buffalo (11/1). . . . Made 100th career start and caught two passes for 17 yards at Atlanta (11/29). . . . Caught five passes for 50 yards vs. Indianapolis (12/6). . . . Closed season with two catches for 34 yards vs. Miami (12/27).

1991 - Played in 16 games with 15 starts. . . . Caught 68 passes for 1,014 yards (14.9 yards per catch) with three touchdowns and a long of 56 yards. . . . Added two punt returns for two yards. . . . Had three 100-yard receiving games. . . . Opened season with four catches for 57 yards at Indianapolis (9/1). . . . Caught team-high five passes for 62 yards at Pittsburgh (9/15). . . . Had career-high nine catches for 161 yards and was named Miller Lite Player of the Game vs. Minnesota (10/20). . . . Notched eight receptions for 143 yards and a touchdown vs. N.Y. Jets (11/17). . . . Caught six passes for 134 yards and a score vs. Buffalo (11/24) and was named AFC Offensive Player of the Week.

1990 - Played in 16 games with 15 starts. . . . Caught 54 passes for 856 yards (15.9 yards per catch) with three touchdowns and a long of 56 yards. . . . Added 28 punt returns for 133 yards (4.8 yards per return). . . . Rushed twice for -4 yards. . . . Caught three passes for 79 yards and a score in season opener vs. Miami (9/9). . . . Had five catches for 73 yards at Cincinnati (9/23). . . . Registered four receptions for 44 yards vs. Miami (10/18). . . . Named Miller Lite Player of the Game at Philadelphia (11/4) after catching four passes for 115 yards and a score. . . . Had season-high seven receptions for 85 yards at Buffalo (11/18). . . . Caught five passes for 62 yards in season finale vs. Kansas City (12/30).

1989 - Played in 11 games with five starts. . . . Caught 29 passes for 537 yards (18.5 yards per return) with three touchdowns and a long of 52 yards. . . . Added two carries for five yards. . . . Had 12 punt returns for 107 yards (8.9 yards per return) and one kickoff return for 47 yards. . . . Missed two games with minor injury to left knee and three games after suffering a sprained medial collateral ligament in his right knee at Indianapolis (10/29). . . . Caught five passes for 102 yards at San Francisco (10/22).

1988 - Played in 15 games with 14 starts. . . . Recorded 33 catches for 490 yards (14.8 yards per catch) with five touchdowns and a long of 80 yards. . . . Also had six rushes for 12 yards with a long of six yards. . . . Finished fourth in NFL in punt returns with 10.5 average on 38 returns with a long of 30 yards and added one kickoff return for three yards. . . . Recorded six catches for 92 yards vs. N.Y. Jets (9/4). . . . Had three carries for 12 yards at Minnesota (9/22). . . . Registered five receptions for 52 yards vs. Indianapolis (10/2). . . . Missed start at Buffalo (10/16) as Patriots opened game with double tight end formation. . . . Had best game of season with three catches for 122 yards with an 80-yard touchdown catch and added season-long 30-yard punt return vs. Chicago (10/30) as the 80-yard TD catch came on first play of game. . . . Did not play in contest at Denver (12/17) with hamstring injury.

1987 - Started all 12 non-strike games. . . . Recorded 31 catches for 467 yards (15.1 yards per catch) with five touchdowns and a long of 40 yards. . . . Added nine carries for 52 yards. . . . Had 9.7 average on punt returns (18 for 174 yards) and 19.8 average on kickoff returns (six for 119 yards). . . . Caught six passes for 107 yards vs. L.A. Raiders (11/1). . . . Had season-long 36-yard punt return at N.Y. Giants (11/8). . . . Registered six receptions for 70 yards at Miami (12/28).

1986 - Played in 14 games with 13 starts in regular season and started playoff contest. . . . Caught 43 passes for 737 yards (17.1 yards per catch) with six touchdowns and a long of 69 yards. . . . Had average of 10.5 yards per return of punts (35 for 366 yards) and average of 19.2 yards per return on kickoffs (ten for 192 yards). . . . Had 69-yard touchdown catch vs. N.Y. Jets (10/12). . . . Scored on 59-yard punt return vs. Atlanta (11/2). . . . Led team in rushing vs. Cincinnati (12/7) with two carries for 34 yards. . . . Started playoff contest. . . . Caught two passes for 11 yards and added two punt returns for 13 yards in Divisional Playoff game at Denver (1/11/87).

1985 - Played in 16 games with 14 starts in regular season and three games with two starts in playoffs as Patriots advanced to Super Bowl XX. . . . Emerged as one of NFL's best punt returners by leading league with 14.1 average on 37 returns and a pair of scores

... Caught 39 passes for 670 yards (17.2 yards per catch) with seven touchdowns and a long of 56 yards ... Added seven carries or 27 yards and a touchdown ... Had total of ten touchdowns seven receiving, one rushing and two on punt returns) for most by a Patriot since Tony Collins had ten scores in 1983 ... Selected to AFC Pro Bowl squad as return specialist ... Named All-Pro (second team) by Associated Press and College and Pro Football Newsweekly ... Played in contest but did not start due to rib injury at Chicago (9/15) ... Scored on 85-yard punt return at Buffalo (9/22) which was longest return in NFL during '87 season ... Caught six passes for 132 yards vs. Buffalo (10/13) ... Made four receptions for 37 yards vs. N.Y. Jets (10/20) ... Had 77-yard punt return for score vs. Indianapolis (11/10) ... Registered five receptions for 82 yards at Seattle (11/17) ... Played in contest but did not start at Indianapolis (12/1) due to calf injury ...

PLAYOFFS - Saw action in three playoff games with two starts as Patriots advanced to Super Bowl XX ... Caught four passes for 47 yards (17.8 yards per catch) with one touchdown ... Added six punt returns for 34 yards (5.7 yards per return) and one rush for three yards ... Had two catches for 47 yards in AFC Wildcard game at N.Y. Jets (12/28) ... Did not catch pass in AFC Divisional Playoff win at L.A. Raiders (1/5/86) ... Missed AFC Championship game at Miami (1/12/86) due to cut tendons in right little finger suffered in week prior to contest ... Returned to action in reserve role in Super Bowl XX against Chicago and responded with two receptions for 24 yards and Pats' only touchdown of game.

1984 - Played in 14 games with two starts as rookie ... Caught 11 passes for 164 yards (14.9 yards per catch) with one touchdown and a long of 26 yards ... Also had two carries for -11 yards ... Returned punts for a 9.6 average (36 for 347 yards) and kickoffs for a 19.0 average (five for 95 yards) ... Ranked fourth in AFC and sixth in NFL in punt returns ... Suffered rib injury in third preseason game (at Washington) in catching a pass and was expected to miss 3-4 weeks but returned early and did not miss any regular season games ... Injury hampered performance during early part of season ... Had season-long 56-yard punt return and scored on 15-yard touchdown reception for first NFL score vs. Seattle (9/16) ... Suffered dislocated shoulder vs. Miami (10/21) and missed two contests ... Returned to handle punts vs. Buffalo (11/11) and had four returns for 66 yards ... Recorded 43-yard punt return vs. St. Louis (12/2) ... First-round draft choice (1st overall) of New England in 1984.

COLLEGE: Posted career totals of 67 catches for 1,196 yards (17.9 yards per catch) with 11 touchdowns ... Caught 40 passes for 780 yards (19.5 yards per catch) with eight TDs as senior ... Played in East-West Shrine game and Japan Bowl ... Suffered through injury plagued junior season ... Ranked as nation's third leading punt returner with 15.4 average on 18 returns ... Threw a 37-yard touchdown pass vs. Oklahoma ... Had 84 yards on five catches, 12 yards on two carries and 56 yards on two punt returns in 21-20 win over Louisiana State in Orange Bowl Classic ... Split time at wingback spot as sophomore and was tops in conference and fourth in nation in punt returns ... Had two punt returns for touchdowns with an 82-yarder vs. Florida State and a 63-yarder vs. Iowa State ... First collegiate catch was a 49-yard touchdown vs. Kansas State ... Majored in meteorology.

PERSONAL: Married to Jacqueline, couple has four children, sons Londen and Irving, Jr., and daughters Adrienne and Jacqueline, and resides in Sharon, Mass ... Has started The Fryar Foundation, a non-profit organization that helps disadvantaged youths in the Boston area ... Was Patriots' 1776 Quarterback Club Community Service Award in 1988 for numerous talks to youth groups on behalf of "Just Say No" campaign ... Played receiver and safety at Rancocas Valley (N.J.) Regional High School, the same school that produced Franco Harris ... Can play five musical instruments ... Full name is Irving Dale Fryar, born September 28, 1962, in Mount Holly, N.J.

NFL REGULAR SEASON STATISTICS

YEAR	TEAM	G-S	NO.	YDS.	AVG.	LG	TD
1984	New England	14-2	11	164	14.9	26	1
1985	New England	16-14	39	670	17.2	56	7
1986	New England	14-13	43	737	17.1	69t	6
1987	New England	12-12	31	467	15.1	40	5
1988	New England	15-14	33	490	14.8	80t	5
1989	New England	11-5	29	537	18.5	52	3
1990	New England	16-15	54	856	15.9	56	3
1991	New England	16-15	68	1014	14.9	56t	3
1992	New England	15-14	55	791	14.4	54t	4
9-YEAR TOTALS		129-104	363	5726	15.8	80t	37

NFL PLAYOFF STATISTICS

YEAR	TEAM	G-S	NO.	YDS.	AVG.	LG	TD
1985	New England	3-2	4	71	17.8	39	1
1986	New England	1-1	2	11	5.5	7	0
PLAYOFF TOTALS		4-3	6	82	13.7	39	1

ADDITIONAL STATS

Punt Returns: 36 for 347 yards, 10 FC, 9.6 avg., long 55 in 1984; 37 for 520 yards, 15 FC, 14.1 avg., long 85t, 2 TDs in 1985; 35 for 366 yards, 10 FC, 10.5 avg., long 59t, 1 TD in 1986; 18 for 174 yards, 12 FC, 9.7 avg., long 36 in 1987; 38 for 398 yards, 8 FC, 10.5 avg., long 30 in 1988; 12 for 107 yards, 1 FC, 8.9 avg., long 20 in 1989, 28 for 133 yards, 10 FC, 4.8 avg., long 17 in 1990; 2 for 10 yards, 4 FC, 5.0 avg., long 10 in 1991; 1 FC in 1992 for total of 206 for 2039 yards, 71 FC, 10.0 avg., long 85t, 3 TDs (P- 8 for 47 yards, 5.9 avg., long 12)

Kickoff Returns: 5 for 95 yards, 19.0 avg., long 22 in 1984; 3 for 39 yards, 13.0 avg., long 24 in 1985; 10 for 192 yards, 19.2 avg., long 33 in 1986; 6 for 119 yards, 19.8 avg., long 31 in 1987; 1 for 3 yards in 1988; 1 for 47 yards in 1989 for total of 26 for 495 yards, 19.0 avg., long 47

Rushing: 2 for -11 yards, -5.5 avg., long 0 in 1984; 7 for 27 yards, 3.9 avg., long 13, 1 TD in 1985; 4 for 80 yards, 20.0 avg., long 31 in 1986; 9 for 52 yards, 5.8 avg., long 16 in 1987; 6 for 12 yards, 2.0 avg., long 6 in 1988; 2 for 15 yards, 7.5 avg., long 11 in 1989; 2 for -4 yards, -2.0 avg., long -1 in 1990; 2 for 11 yards, 5.5 avg., long 9 in 1991; 1 for 6 yards in 1992 for total of 35 for 188 yards, 5.4 avg., long 31, 1 TD (P-2 for 1 yard, 0.5 avg., long 3)

Passing: 0 of 1 in 1991

SINGLE-GAME HIGHS

Most Receptions:	9 vs. Minnesota, 10/20/91
	8 vs. N.Y. Jets, 11/17/91
	8 at N.Y. Jets, 10/4/92
	7 at Buffalo, 11/18/90
	7 at L.A. Rams, 9/13/92
	6, ten times
Most Receiving Yards:	165 at N.Y. Jets, 10/4/92
	161 vs. Minnesota, 10/20/91
	143 vs. N.Y. Jets, 11/17/91
	134 vs. Buffalo, 11/24/91
Most TD Receptions:	132 vs. Buffalo, 10/13/85
	2 vs. N.Y. Jets, 9/4/88
Longest Receptions:	2 at L.A. Rams, 11/16/86
	2 at N.Y. Jets, 10/4/92
	80t vs. Chicago, 10/30/88
	69t vs. N.Y. Jets, 10/12/86

100-YARD RECEIVING GAMES (11)

DATE	OPPONENT	NO.	YDS.	LG	TD
10/13/85	BUFFALO	6	132	37	0
9/21/86	SEATTLE	6	110	28	0
10/12/86	N.Y. JETS	3	126	69t	1
11/1/87	L.A. RAIDERS	6	107	40	0
10/30/88	CHICAGO	3	122	80t	1
11/4/90	at Philadelphia	4	115	41	1
10/20/91	MINNESOTA	9	161	38	0

1986 – Played in one game in 1986 . . . Earned starting LCB spot in training camp . . . Suffered severe foot sprain in opener at Chicago (9/7) . . . Recorded three tackles in contest . . . Placed on injured reserve on Sept. 10 . . . Missed remainder of season on 9/10/86.

1985 – Played in 16 games with six starts at RCB as rookie in 5 . . . Tied for club lead with four INTs, including a 15-yard TD vs. Buffalo (9/15) . . . Led club with 13 passes defended . . . Finished eighth on Jets with 51 tackles . . . Added nine special teams tackles and five kickoff returns for 71 yards . . . Earned game ball at Indianapolis (11/3) with an INT, two fumble recoveries, two passes defended and seven tackles . . . Tenth-round draft choice (262nd overall) of N.Y. Jets in 1985.

COLLEGE: Three-year starter at Minnesota . . . Recorded 70 tackles, four passes defended and a fumble recovery as senior . . . Finished second on team as junior with 67 tackles and four fumble recoveries . . . Registered 43 tackles and an interception as sophomore . . . Saw limited work as a freshman . . . Holds B.S. in law enforcement.

PERSONAL: Single, resides in Plymouth, Minn., with son Kerry, Jr. (3/11/88) . . . Earned All-State honors in football at East St. Louis (Ill.) High School . . . Also lettered in track and basketball . . . Active in Special Olympics . . . Worked as sales representative for office machine store during offseason . . . Enjoys playing chess . . . Lists favorite recording artists as N.W.A., Hammer, Dr. Dre and Ice Cube . . . Full name is Kerry Raymond Glenn, born on Jan. 3, 1962, in East St. Louis, Ill.

NFL REGULAR SEASON STATISTICS

YEAR	TEAM	G-S	TACK.	ASST.	TOTAL	FUM. REC.	INT.	YDS.	LG	TD
1985	N.Y. Jets	16-6	44	13	57	2	4	15	15t	1
1986	N.Y. Jets	1-0	2	1	3	0	0	0	0	0
1987	N.Y. Jets	8-2	17	4	21	0	0	0	0	0
1988	N.Y. Jets	PHYSICALLY UNABLE TO PERFORM								
1989	N.Y. Jets	14-0	20	5	25	0	1	0	0	0
1990	Miami	16-0	17	3	20	0	2	31	31t	1
1991	Miami	3-0	2	0	2	0	0	0	0	0
1992	Miami	16-1	14	1	15	0	0	0	0	0
8-YEAR TOTALS		74-9	116	27	143	2	7	46	31t	2

NFL PLAYOFF STATISTICS

YEAR	TEAM	G-S	TACK.	ASST.	TOTAL	FUM. REC.	INT.	YDS.	LG	TD
1990	Miami	2-0	3	1	4	0	0	0	0	0
1992	Miami	2-0	0	0	0	0	0	0	0	0
PLAYOFF TOTALS		4-0	3	1	4	0	0	0	0	0

ADDITIONAL STATS


Kickoff Returns: 5 for 71 yards, 14.2 avg., long 20 in 1985
Sacks: 1/2 in 1987, 1/2 in 1989, 1 in 1990 for total of 2
Passes Defended: 8 in 1985, 2 in 1987, 8 in 1989, 3 in 1990 for total of 21
Forced Fumbles: 1 in 1985, 2 in 1989 for total of 3
Special Teams Tackles: 9 in 1985, 2 in 1987, 10 in 1989, 13 in 1990, 1 in 1991, 7 in 1992 for total of 42 (P-6)



DOLPHIN FACT

In season openers, Miami is 12-14-1. The Dolphins are 10-10-1 in season openers on the road and 2-4 in season openers which have been at home.

MIKE GOLIC



6-5 275
Defensive Tackle #96
Born: 12/12/62
College: Notre Dame '85
Acquired: UFA (Phi), 1993
NFL: Ninth Season
Dolphins: First Season

PRO: 1992 – Joined Dolphins on June 8, 1993, as unrestricted free agent from the Philadelphia Eagles . . . Played in all 16 regular season games with 13 starts for Eagles . . . Started both playoff contests . . . Finished regular season with 94 tackles (57 solo), two sacks, a fumble recovery and five passes defended . . . Started first 13 games of season . . . Opened as starter at left defensive tackle in season opener vs. New Orleans (9/6) and responded with five tackles . . . Had eight stops at Phoenix (9/13) . . . Recorded season-high 14 tackles at Washington (10/18) . . . Followed with 11 tackles vs. Phoenix (10/25) . . . Had eight tackles and a sack at N.Y. Giants (11/22) . . . Saw first reserve action at Seattle (12/13) . . . Returned to starting role for playoffs . . . Had 11 tackles (ten solo) and a pass defended in post-season.

1991 – Played in all 16 games with six starts . . . Finished season with 72 tackles (37 solo), 2.5 sacks, an interception and six passes defended . . . Was vital part of Eagles' defense which finished first in NFL against run, pass and overall in terms of fewest yards allowed . . . Started at left defensive tackle throughout preseason due to absence of Brown, who was unsigned until five days before opener . . . Went on to start first five games of regular season while Brown rotated in and worked his way into shape . . . Earned Player of Game honors at Green Bay (9/1) in season opener with four tackles and an interception off Don Majkowski . . . Had season-high nine tackles and career-high two sacks of Troy Aikman at Dallas (9/15) as Eagles recorded total of 11 quarterback traps . . . Recorded half-sack at San Francisco (10/27) . . . Started contest vs. Browns (11/10) in his hometown of Cleveland . . . Tipped pass by Boomer Esiason that was intercepted by Reggie White vs. Cincinnati (11/17).

1990 – Played in all 16 regular season contests with 13 starts . . . Also started Eagles' lone playoff contest . . . Finished season with 72 tackles (43 solo), two sacks, an interception and five passes defended . . . Saw reserve action in first two games of season at N.Y. Giants (9/9) and vs. Phoenix (9/16) . . . Started next 13 games of season due to knee injury suffered by Mike Pitts in Week 2 against Phoenix . . . Made first start of season at L.A. Rams (9/23) and produced a sack and an interception . . . Recorded half-sacks vs. New England (11/4) and Dallas (12/23) . . . Returned to bench for season-finale at Phoenix (12/29) as Pitts returned to starting role . . . Started playoff contest in place of injured Jerome Brown (shoulder) at Washington (1/5/91) but did not record a tackle.

1989 – Played in 16 regular season games and one playoff contest in 1989 . . . Recorded 25 tackles (21 solo), three sacks, an interception, a pass defended and a forced fumble . . . Served as "swing tackle" in successful three-man rotation at defensive tackle along with Jerome Brown and Mike Pitts . . . Also saw action in short yardage situations . . . Started first four preseason games in place of unsigned Pitts . . . Registered sack at Phoenix (10/15) . . . Played most of contest at Dallas (11/23) following Pitts' ejection and had sack and first INT of career . . . Had sack of quarterback Phil Simms

ch forced a fumble and led to game-winning touchdown at N.Y. Jets (12/3) . . . Saw action in Eagles playoff loss vs. L.A. Rams (1/31) and had three tackles.

1988 - Played in 12 games with one start in regular season. Also played in playoff contest . . . Recorded ten tackles (six solo), one sack and a forced fumble . . . Had lone start of season at Cleveland (10/16) in place of injured Jerome Brown . . . Suffered knee injury vs. Atlanta (10/30) and was placed on injured reserve on November 4 . . . Missed four weeks on IR and was reactivated on November 11 . . . Recorded only sack of season at Phoenix (12/10). Played in playoff loss at Chicago (12/31).

1987 - Played in total of eight games . . . Saw action in two games with Houston and six contests with Philadelphia . . . Recorded nine tackles (seven solo) . . . Was waived by Houston on November 3 . . . Joined Eagles as free agent on November 10 . . . Spent one week on inactive list before playing in final six games of season . . . Underwent successful off-season surgery to repair anterior cuff injury in right shoulder.

1986 - Played in all 16 games with nine starts for Houston . . . Finished season with 66 tackles (24 solo), two fumble recoveries, a forced fumble and a sack . . . Played for first time against brother Bob (also a nose tackle) in game vs. Cleveland (12/14) . . . Had eight tackles at Kansas City (9/21) . . . Made first start NFL career vs. Pittsburgh (9/28) . . . Recovered a fumble against Chicago (10/12) and L.A. Raiders (10/26) . . . Registered first NFL sack vs. Cincinnati (11/9) . . . Had season-high nine tackles against both San Diego (12/7) and Minnesota (12/14) . . . Blocked a goal attempt vs. Buffalo (12/21).

1985 - Missed entire rookie season . . . Suffered ligament damage to ankle early in training camp . . . Was placed on Injured Reserve at start of season . . . 10th-round draft choice (255th overall) of Houston in 1985.

COLLEGE: Four-year letterman at Notre Dame . . . Had senior season totals of 100 tackles (62 solo), four sacks and 11 tackles for losses . . . Named honorable mention All-American . . . Had season-high eight tackles against Missouri . . . Had finest season of college career as junior and was named squad's MVP in vote by teammates . . . Was a member of wrestling team at Notre Dame, compiling 25-2 record as sophomore before injury prevented participation in NCAA Nationals . . . Was 13-4 in limited action for Irish grapplers as junior . . . Holds B.S. in management.

PERSONAL: Married to Chris, couple resides with sons, Michael, Jr. (12/28/89) and Jacob (12/25/90), in Orlando, Fla. . . . Lettered in football, baseball, wrestling and track at St. Joseph's High School in Cleveland . . . Was first-team all-state pick and received Lou Groza Award as top high school player from Cleveland Touchdown Club . . . Has three brothers, including Bob (a defensive lineman for the A. Raiders) and Greg, both of whom also played football at Notre Dame . . . Father, Louis, played at Indiana before spending seven seasons in Canadian Football League . . . Enjoys pro basketball and is a public stockholder in the Boston Celtics . . . As a member of the Eagles, had regular segment during "The Randall Cunningham Show" titled "Golic's Got It," which took a comical look at the Eagles' upcoming opponents and was awarded with Mid-Atlantic Emmy Award as a Sports Reporter for role on show . . . Served as honorary chairman for the Philadelphia chapter of the March of Dimes and served as spokesperson for their '91 Walk-America event . . . Full name is Michael Golic, born December 12, 1962, in Willowick, Ohio.

NFL REGULAR SEASON STATISTICS

YEAR	TEAM	G-S	TACK.	ASST.	TOTAL	FUM. REC.	QB SACK	INT.	YDS.
INJURED RESERVE									
1985	Houston								
1986	Houston	16-9	24	42	66	2	1	0	0
1987	Houston	2-0	0	0	0	0	0	0	0
	Philadelphia	6-0	7	2	9	1	0	0	0
1988	Philadelphia	12-1	6	4	10	0	1	0	0
1989	Philadelphia	16-0	21	4	25	0	3	1	23
1990	Philadelphia	16-13	43	29	72	0	2	1	12
1991	Philadelphia	16-6	37	35	72	0	2	1	12
1992	Philadelphia	16-13	57	37	94	1	2	0	0
8-YEAR TOTALS		100-42	195	153	348	4	11½	3	47


NFL PLAYOFF STATISTICS

YEAR	TEAM	G-S	TACK.	ASST.	TOTAL	FUM. REC.	QB SACK	INT.	YDS.
1988	Philadelphia	1-0	0	0	0	0	0	0	0
1989	Philadelphia	1-0	3	0	3	0	0	0	0
1990	Philadelphia	1-1	0	0	0	0	0	0	0
1992	Philadelphia	2-2	10	1	11	0	0	0	0
PLAYOFF TOTALS		5-3	13	1	14	0	0	0	0

ADDITIONAL STATS

- Interceptions: 1 in 1989, 1 in 1990, 1 in 1991 for total of 3
- Passes Defended: 1 in 1989, 5 in 1990, 6 in 1991, 5 in 1992 for total of 17 (P-1)
- Forced Fumbles: 1 in 1985, 1 in 1989 for total of 2
- Blocked Field Goals: 1 in 1986

CHRIS GREEN



5-11 189 #42
 Cornerback/
 Safety
 Born: 2/26/68
 College: Illinois '91
 Acquired: D7, 1991
 NFL: Third Season
 Dolphins: Third Season

PRO: 1992 - Suffered injury shortened season in 1992 . . . Played in first four games of season with two starts . . . Finished season with ten tackles (eight solo) and two passes defended . . . Added a pair of special teams tackles . . . Started at cornerback during first two games of season and came off bench the next two games . . . Made first start of NFL career in season opener at Cleveland (9/14) and responded with seven tackles . . . Suffered torn anterior cruciate ligament in right knee at Buffalo (10/4) . . . Placed on Injured Reserve on Oct. 7 and missed remainder of season.

1991 - Saw action in all 16 games as rookie . . . Played mostly in extra defensive back situations and on special teams . . . Recorded 23 tackles (20 solo) . . . Added seven tackles on special teams . . . Made NFL debut in season opener at Buffalo (9/1) and played on special teams . . . Saw extensive action against Houston's run-and-shoot offense on Oct. 20 and had season-high five tackles . . . Registered four tackles vs. Tampa Bay (12/1) . . . Seventh-round draft choice (191st overall) of Miami in 1991.

COLLEGE: Four-year starter at Illinois . . . Missed first seven games of senior season after suffering broken right leg in fall practice . . . Started last five games and finished with 13 tackles

(nine solo), three touchdown-saving stops and one pass defended . . . Had seven tackles and a touchdown saving hit vs. Indiana . . . Named honorable mention All-American by The Sporting News as junior . . . Played major role in Illini secondary that led the Big-10 and finished second in country by allowing opponents only 140.5 yards per game . . . Recorded 52 tackles (33 solo), four touchdown-saving stops, 11 passes defended, a fumble recovery and an interception . . . Registered six tackles and a pass defended vs. Southern California . . . Batted away three passes and had six tackles and an interception vs. Northwestern . . . Started all season at cornerback as sophomore . . . Recorded 65 tackles (47 solo), five touchdown-saving tackles, a fumble recovery, seven passes defended and two interceptions . . . Opened season with 11 tackles vs. Washington State . . . Credited with seven hits vs. Utah . . . Recorded six tackles in season finale vs. Northwestern . . . Moved into starting line-up in fifth game of season at right cornerback as sophomore . . . Recorded 55 tackles (32 solo), a fumble recovery, three passes defended and an interception . . . Made 11 tackles in first college start vs. Purdue . . . Did not play as freshman to retain eligibility . . . Holds B.A. in speech communications.

PERSONAL: Single, resides in Lawrenceburg, Ind . . . Works with Volunteers for Youth Program in Champaign, Ill . . . Named first team All-State during his senior year at Lawrenceburg (Ind.) High School . . . Picked off nine passes as cornerback and rushed for 1,518 yards with 24 touchdowns as halfback that season . . . Earned total of eight letters in football, track, baseball and basketball . . . Finished first in state in 400-meter dash as senior . . . Selected to Who's Who in America High School Students list . . . Hopes to obtain his real estate license . . . Enjoys horseback riding and water skiing . . . Lists favorite movie as "Awakenings", favorite television show as "Knott's Landing" and favorite book as "Black Beauty" . . . Enjoys listening to Anita Baker, Eric B. and Rakim . . . Full name is Christopher Allen Green, born February 26, 1968, in Lawrenceburg, Ind.


NFL REGULAR SEASON STATISTICS

YEAR	TEAM	G-S	TACK	ASST.	TOTAL	FUM. REC.	INT.	YDS.	LG
1991	Miami	16-0	20	3	23	0	0	0	0
1992	Miami	4-2	8	2	10	0	0	0	0
2-YEAR TOTALS		20-2	28	5	33	0	0	0	0

ADDITIONAL STATS

Special Teams Tackles: 7 in 1991, 2 in 1992 for total of 9
 Passes Defended: 2 in 1992

DAVID GRIGGS



6-3 250 #92
**Defensive End/
 Linebacker**
Born: 2/5/67
College: Virginia '89
Acquired: FA, 1989
NFL: Fifth Season
Dolphins: Fifth Season

PRO: 1992 - Played in 16 games with 13 starts in regular season and started both playoff contests . . . Finished sixth on team with 73 tackles (48 solo) and added three sacks, three fumble recoveries, a

110

forced fumble and two passes defended . . . Started the last 13 regular season games after coming off bench the first three games of season . . . Recorded four starts at left defensive end and nine starts at left outside linebacker . . . Had four or more tackles in 11 of his 13 starts . . . Missed all five preseason games as an unsigned veteran . . . Signed a contract on Sept. 3 and was granted two-week roster exemption . . . Activated from roster exemption on Sept. 14 and saw action in reserve role in game that night in Cleveland and made one tackle . . . Had outstanding game at Seattle (9/27) with three tackles, two sacks, a forced fumble and a fumble recovery . . . Made first start of season at Buffalo (10/4) and recorded five tackles and a ten-yard sack of Bills quarterback Jim Kelly . . . Had four tackles and recovered a Chris Miller fumble on the Dolphin two-yard line vs. Atlanta (10/11) . . . Registered ten tackles vs. Indianapolis (10/25) . . . Had nine tackles at N.Y. Jets (11/1) . . . Recovered a fumble and added six tackles at Indianapolis (11/8) . . . Closed regular season with nine tackles at New England (12/27) . . . Started both playoff games for Dolphins . . . Finished tied for third on team with 12 tackles during postseason . . . Had two stops in AFC Divisional Playoff game vs. San Diego (1/10/93) . . . Registered ten tackles in AFC Championship game vs. Buffalo (1/17/93).

1991 - Started all 16 games at left outside linebacker . . . Finished second on team with 77 tackles (65 solo) and added 5.5 sacks, two passes defended and three special teams hits . . . His total of 5.5 sacks matches his career high; he also had 5.5 sacks in 1990 . . . Had four or more tackles in 14 games . . . Opened season with four tackles at Buffalo (9/1) . . . Had seven tackles and first sack of the season, tackling Lions quarterback Rodney Pete, at Detroit (9/15) . . . Recorded eight tackles at New England (10/6) . . . Recorded five tackles and a six-yard sack of Colts' quarterback Jeff George at Indianapolis (11/3) . . . Matched season-high of eight tackles vs. Buffalo (11/18) and added sack of Bills' quarterback Jim Kelly . . . Had five tackles and a sack at Chicago (11/24) . . . Registered four tackles and one-and-a-half sacks (shared with T.J. Turner) vs. Tampa Bay (12/1).

1990 - Emerged as starter at left outside linebacker . . . Started all 16 games and two playoff contests . . . Finished with 62 tackles (52 solo), 5.5 sacks, two fumbles forced and a fumble recovered . . . Emergence as starter was key to defense improving from 24th ranked unit in 1989 to the NFL's seventh best in '90 . . . Recorded three or more tackles in 10 of 16 regular season games . . . Added seven tackles and a sack in playoffs . . . Made first NFL start at New England (9/9) and recorded seven tackles . . . Registered five tackles and a sack at Indianapolis (10/28) . . . Racked-up six tackles and 2.5 sacks of Ken O'Brien (sharing a sack with Shawn Lee) at N.Y. Jets (11/11) . . . His 2.5 sacks are his single-game career high and first career multiple sack game . . . Finished with season-high eight tackles and two sacks of Randall Cunningham vs. Philadelphia (12/9) . . . Had six tackles at Buffalo (12/23) . . . Recorded four tackles and a sack in playoff game vs. Kansas City (1/5).

1989 - Spent most of '89 season on Miami's developmental squad . . . Signed by Dolphins to developmental squad on Sept. 7 . . . Waived by New Orleans on Sept. 4 . . . Activated from developmental squad on Nov. 25 and played in final four games of season . . . Saw action mainly on special teams . . . Registered two special teams tackles . . . Made NFL debut vs. Pittsburgh (11/26) . . . Ejected from game midway through fourth quarter for personal foul at Indianapolis (12/17) . . . Seventh-round draft choice (186th overall) of New Orleans in 1989.

COLLEGE: Four-year letterman and three-year starter at Virginia (1985-88) . . . Opened college career at tight end before making moves to defensive line and linebacker . . . Started at inside linebacker during junior and senior seasons . . . Served as tri-captain in 1988 . . . Teamed with Jeff Lageman (Jets' first-round draft choice in '89) to give Virginia a formidable duo at linebacker . . . Finished second on team with 73 tackles as senior . . . Participated in '89 Senior Bowl . . . Named as All-Atlantic Coast Conference honorable mention as junior . . . Finished third on team with 73 tackles . . .

111

tarted nine games during sophomore season at defensive end . . . totaled 61 tackles and three sacks . . . Played both defensive end and tight end as freshman . . . Caught three passes for 52 yards . . . Holds B.A. in sports management.

PERSONAL: Single, splits residence between Miami Beach, Fla., and Pennsauken/Delair, N.J. . . . Earned All-America honors as defensive end and tight end at Pennsauken (N.J.) High School . . . During senior season, was named Defensive Player of the Year by Philadelphia Inquirer and Offensive Player of the Year by Camden Courier Journal . . . Earned three letters in football and basketball . . . Brother, Billy, played tight end for the New York Jets and Pittsburgh Steelers . . . They now co-own a travel agency, The Travel Network, in Lawrenceville, New Jersey . . . Enjoys fishing, rifle shooting and playing basketball . . . Lists favorite movie as "Man Hunter," favorite television show as "Law & Order," favorite book as "Jurassic Park" and favorite recording artist as Public Enemy . . . Grew up on same street as four other NFL players: TE Billy Griggs (former Jet and Steeler), WR John Taylor (49ers), S Keith Taylor (Saints) and RB Todd McNair (Chiefs) . . . Full name is David Nesley Griggs, born Feb. 5, 1967, in Camden, N.J.

NFL REGULAR SEASON STATISTICS

YEAR	TEAM	G-S	TACK.	ASST.	TOTAL	FUM. REC.	QB SACK	INT.	YDS.
1989	Miami	4-0	0	0	0	0	0	0	0
1990	Miami	16-16	52	10	62	1	5 1/2	0	0
1991	Miami	16-16	65	12	77	0	5 1/2	0	0
1992	Miami	16-13	48	25	73	3	3	0	0
4-YEAR TOTALS		52-45	165	47	212	4	14	0	0

NFL PLAYOFF STATISTICS

YEAR	TEAM	G-S	TACK.	ASST.	TOTAL	FUM. REC.	QB SACK	INT.	YDS.
1990	Miami	2-2	5	2	7	0	1	0	0
1992	Miami	2-2	8	4	12	0	0	0	0
PLAYOFF TOTALS		4-4	13	6	19	0	1	0	0

ADDITIONAL STATS

Special Teams Tackles: 2 in 1989, 1 in 1990, 3 in 1991, 1 in 1992 for total of 7 (P-1)

Forced Fumbles: 2 in 1990, 1 in 1992 for total of 3

Passes Defensed: 1 in 1990, 2 in 1991, 2 in 1992 for a total of 5

JOHN GRIMSLEY



6-2 **236** **#59**
Linebacker
Born: 2/25/62
College: Kentucky '84
Acquired: T (Hou.), 1991
NFL: Tenth Season
Dolphins: Third Season

PRO: 1992 - Veteran inside linebacker . . . Had rotator cuff in right shoulder repaired by Dr. John Uribe on January 28, 1993 . . . Recovery period was expected to be six-to-nine months from date of surgery . . . Played in 14 games with 11 starts in regular season and both playoff games with one start in 1992 . . . Had missed entire '91

112

season with severe knee injury and rebounded to have consistent season . . . Finished with 68 tackles (36 solo) and three passes defended . . . Had four or more tackles in eight games . . . Made Dolphin debut in a starting role at inside linebacker at Cleveland (9/14) and had two tackles . . . Recorded six tackles vs. L.A. Rams (9/20) . . . Had eight tackles at Seattle (9/27) . . . Missed games as inactive player at Buffalo (10/4) and vs. Atlanta (10/11) due to a sore shoulder . . . Returned to action in starting role vs. New England (10/18) and had three tackles . . . Saw reserve role in games at Indianapolis (11/8), vs. Buffalo (11/16) and vs. Houston (11/22) . . . Returned as starter at New Orleans and posted eight hits . . . Finished second on team with seven tackles vs. N.Y. Jets (12/20) . . . Led team with season-high 12 stops at New England (12/27) and added one pass defensed . . . Played in both playoff games with one start . . . Finished tied for third on team with 12 tackles (seven solo) in the playoffs . . . Started at inside linebacker vs. San Diego (1/10/93) and led team with eight tackles . . . Came off bench and had four tackles in AFC Championship game vs. Buffalo (1/17/93).

1991 - Was acquired by Miami via trade with the Houston Oilers in exchange for a 1991 third-round draft choice on April 1, 1991 . . . Missed entire 1991 season due to knee injury sustained in training camp . . . Suffered torn ligaments in his left knee in practice on July 17 . . . Underwent surgery by Dr. Peter Indelicato in Gainesville, Fla., on July 26 . . . Placed on Preseason/Injured Reserve on August 13.

1990 - Played in 15 regular season games with 13 starts for Houston Oilers in '90 . . . Also started team's playoff game . . . Played six seasons at middle linebacker before moving to left outside linebacker in '90 . . . Finished season with 64 tackles (35 solo), two passes defensed and a team-leading total of three fumbles recovered . . . Recorded five or more tackles in nine of his 15 games . . . Missed entire preseason and season opener in contract dispute . . . Signed contract on Sept. 11 and was granted two-week roster exemption by NFL . . . Activated by Houston on Sept. 15 . . . Saw reserve role for first two weeks back with team . . . Returned to starting line-up at LOLB in Week 4 at San Diego (9/30) and responded with three tackles . . . Led team with eight tackles at Cincinnati (12/23) . . . Moved back to middle linebacker in season-finale following injury to Al Smith . . . Started playoff contest at Cincinnati at middle linebacker and contributed seven tackles.

1989 - Started all 16 regular season games and one playoff contest . . . Earned UPI second-team All-AFC honors . . . Finished season with team leading 102 tackles (72 solo) and added a fumble recovery, one special teams tackle and four passes defensed . . . Led team in tackles and recorded 100 or more hits for third time in previous four seasons . . . Led team in tackles in a team-high six games in '89 . . . Had team-high nine tackles as team held Pittsburgh to 132 total yards (fewest yards allowed by Oilers since 1977) in 27-0 win (10/22) . . . Totaled nine hits at Cleveland (10/29) . . . Posted team-high 11 tackles in 26-24 Monday night win over Cincinnati (11/13) . . . Notched season-best 12 tackles in 20-17 win over Tampa Bay (12/10) . . . Tied for team lead with nine tackles in season-finale at Cleveland (12/18) . . . Recorded nine tackles in playoff loss to Pittsburgh.

1988 - Started all 16 regular season games and two playoff contests . . . Earned Pro Bowl recognition when tabbed by AFC coach Marv Levy as "need" player . . . Finished season with team-leading 111 tackles (66 solo) and added eight passes defensed, an interception, two forced fumbles and a fumble recovery . . . Also had four tackles on special teams . . . Led team in tackles in five contests . . . In season-opening 17-14 overtime win at Indianapolis (9/4), provided game's key play by forcing Eric Dickerson fumble in overtime to set up winning field goal . . . Led team with 11 tackles vs. New England (9/25) . . . Had season-high 12 hits vs. Philadelphia (10/2) . . . Had outstanding game vs. Kansas City with team-high nine tackles, two passes defensed, a fumble recovery and interception . . . Contributed 11 tackles and a sack at Pittsburgh (12/4) . . . Started both playoff games and finished with 15 tackles.

113

1987 - Started all 12 non-strike games and two playoff contests . . . Finished second on team with 97 tackles (56 solo) and added one forced fumble, a fumble recovery, three passes defended and three special teams hits . . . In 33-18 win over San Diego (12/16), had seven tackles, two passes defended, a forced fumble and a fumble recovery . . . Had season-high 17 tackles in 24-16 win over Pittsburgh (12/20) . . . Started both playoff contests and finished with 10 tackles.

1986 - Played in 16 games with 10 starts . . . Finished season with team-high and personal best 199 tackles (112 solo) and added two forced fumbles, two fumble recoveries, three passes defended and a sack . . . Led team in tackles in nine games . . . Had 34 more solo tackles than nearest teammate (Robert Lyles, 78) . . . Had 11 straight games with double figure tackles and averaged 12.4 tackles per game . . . Registered 18 tackles against Miami (11/2) to begin streak of seven straight games as team's leading tackler . . . Had career-high 20 tackles vs. San Diego (12/7) . . . Recorded first NFL sack that forced Jim Kelly fumble in 16-7 win over Buffalo (12/21).

1985 - Played in 15 games with one start . . . Finished season with 87 tackles (46 solo), four special teams hits, one forced fumble and a fumble recovery . . . Made first career start against San Francisco (11/24) . . . Had season-high 11 tackles at N.Y. Giants (12/8).

1984 - Played in all 16 games as rookie . . . Finished season with 73 tackles (51 solo) and a forced fumble . . . Had season high eight solo tackles against Cincinnati (10/28) . . . Recorded 11 tackles against Pittsburgh (11/5) . . . Sixth-round draft choice (141st overall) of Houston in 1984.

COLLEGE: Three-year starter at Kentucky . . . Led Wildcats in tackles each of his three seasons as starter . . . Finished college career with 431 tackles (256 solo) and an interception . . . Had 121 tackles (77 solo) and an INT as senior . . . Registered 157 tackles (90 solo) as junior . . . Posted sophomore total of 153 tackles . . . Was a defensive back as a freshman before conversion to linebacker . . . Majored in telecommunications.

PERSONAL: Married to Virginia (7/8/83), couple resides in Missouri City, Texas, with sons John, Jr. (9/2/85) and Eric (12/8/86) . . . Brother Ed was a linebacker with Colts . . . Has donated time to American Heart Association, UNICEF, Diabetes Foundation and the Handicapped Sports Association . . . Also worked with program that aids the homeless . . . Named as the Dolphins' 1992 recipient of the Ed Block Courage Award . . . Hobbies include fishing, hunting and playing golf . . . Lists favorite movie as "Midnight Run" and favorite television show as "The Tonight Show" . . . Enjoys listening to Bob Seger and ZZ Top . . . Attended McKinley High School in Canton, Ohio . . . Lettered in football and basketball . . . Full name is John Glenn Grimsley, born February 25, 1962, in Canton, Ohio.

NFL REGULAR SEASON STATISTICS

YEAR	TEAM	G-S	TACK.	ASST.	TOTAL	FUM. REC.	QB SACK	INT.	YDS.
1984	Houston	16-0	51	22	73	0	0	0	0
1985	Houston	15-1	46	41	87	1	0	0	0
1986	Houston	16-10	112	87	199	2	1	0	0
1987	Houston	12-12	56	41	97	1	0	0	0
1988	Houston	16-16	66	45	111	1	1	1	9
1989	Houston	16-16	72	30	102	1	0	0	0
1990	Houston	15-13	35	29	64	3	0	0	0
1991	Miami	INJURED RESERVE							
1992	Miami	14-11	36	32	68	0	0	0	0
9-YEAR TOTALS		120-79	474	327	801	9	2	1	9

NFL PLAYOFF STATISTICS

YEAR	TEAM	G-S	TACK.	ASST.	TOTAL	FUM. REC.	QB SACK	INT.	YDS.
1987	Houston	2-2	7	3	10	0	0	0	0
1988	Houston	2-2	13	2	15	0	0	0	0
1989	Houston	1-1	6	3	9	0	0	0	0
1990	Houston	1-1	4	3	7	0	0	0	0
1992	Miami	2-1	7	5	12	0	0	0	0
PLAYOFF TOTALS		8-7	37	16	53	0	0	0	0

114

ADDITIONAL STATS

Passes Defended: 3 in 1986, 3 in 1987, 8 in 1988, 4 in 1989, 3 in 1992 for total of 21
Forced Fumbles: 1 in 1984, 1 in 1985, 2 in 1986, 1 in 1987, 2 in 1988, 2 in 1990 for total of 9
Special Teams Tackles: 4 in 1985, 3 in 1987, 4 in 1988, 1 in 1989, 3 in 1990 for total of 15

BOBBY HARDEN



6-0 205 #45
Safety
Born: 2/8/67
College: Miami (Fla.) '90
Acquired: D12, 1990
NFL: Fourth Season
Dolphins: Fourth Season

PRO: 1992 - Suffered through injury plagued season . . . Played in four games . . . Suffered torn achilles tendon in right leg while playing in off-season charity basketball game on May 6, 1992 . . . Underwent surgery to repair injury on May 11 by Dr. Peter Indelicato in Gainesville, Fla . . . Placed on Reserve/Non-Football Injury list on August 25 . . . Missed first eight weeks of season before being activated from NFI on November 3 . . . Made season debut in reserve effort at Indianapolis (11/8) . . . Placed on Injured Reserve on December 5 with a bruised hip and missed the remainder of the season.

1991 - Played in all 16 games with five starts in 1991 . . . Joined current Dolphin cornerback J.B. Brown as the only players in team history to start a game for the Dolphins as a last-round draft choice (12th-round in 1990) . . . Finished season with 55 tackles (48 solo), two interceptions and a sack . . . Added a forced fumble, a fumble recovery, five passes defended and nine special teams hits . . . Had three or more tackles in nine of 16 games . . . Recorded first career sack by tackling Packer quarterback Don Majkowski for a six-yard loss vs. Green Bay (9/22) . . . Had four tackles at N.Y. Jets (9/29) . . . Registered first interception of NFL career at New England (10/6) by picking off a Hugh Millen pass and returning it 22 yards . . . Saw extensive action against Houston's run-and-shoot offense on Oct. 20 as he led team with seven tackles and added an interception off a Warren Moon pass and also recovered a Lorenzo White fumble . . . Had six tackles vs. Buffalo (11/18) . . . Started final five games of season at strong safety following shoulder injury to Jarvis Williams . . . Made first career start at Chicago (11/24) and had season-high eight tackles . . . Tied for team-high with seven tackles vs. Cincinnati (12/9).

1990 - Suffered through injury plagued rookie season . . . Played in just one game for Dolphins in 1990 . . . Opened season on reserve/physically unable to perform list due to nerve injury in right shoulder suffered in college . . . Activated from PUP list (11/7) and played in Jets contest on Nov. 11 . . . Suffered hamstring injury in Jets contest . . . Placed on injured reserve (11/16) and missed remainder of season . . . 12th-round draft choice (315th overall) of Miami in 1990.

COLLEGE: Four-year letterman and one-year starter at Miami (1985-89) . . . Played on national championship teams in 1987 and 1989 . . . Started first four games of senior season before suffering

115

erve injury in right shoulder in first half of game at Michigan State . . . Missed remainder of season . . . Finished senior campaign with 20 tackles (16 solo), two passes defended and an interception . . . Added two tackles for loss and a blocked punt . . . Opened season with six tackles and blocked punt in 51-3 win over Wisconsin . . . Made six tackles and recorded interception in 38-7 victory against Missouri . . . Posted five tackles in two quarters of work at Michigan State before suffering season ending injury . . . Opened junior season as starting strong safety . . . Recorded 65 tackles (40 solo), four interceptions and a sack . . . Recorded four tackles and first collegiate interception in season-opening 31-0 shutout of Florida State . . . Recovered onside kickoff with 2:58 left in contest to set up game-winning field goal in 31-30 win at Michigan . . . Made nine tackles in 57-3 win over Cincinnati . . . Had exceptional game in season-ending 31-17 win over Brigham Young with 11 tackles, three interceptions and a sack . . . Spent sophomore season as reserve defensive back . . . Registered 19 tackles (nine solo) . . . Had season-high four hits in 48-10 win over Cincinnati . . . Saw action on special teams as second-year freshman . . . Recorded nine tackles and a forced fumble . . . Forced a fumble and recorded two hits in 31-11 defeat of Texas Tech . . . Redshirted as freshman . . . Holds 3. A. in business management.

PERSONAL: Single, resides in Pembroke Pines, Fla . . . Named all-conference and team's Most Valuable Player following senior year at Piper High School in Sunrise, Fla . . . High school teammate of Lions' safety Bennie Blades and Seahawks' Pro Bowl wide receiver Brian Blades . . . Enjoys fishing and watching television . . . Lists favorite movie as "Scarface," favorite television shows as "The Cosby Show" and "Good Times" and favorite recording artists as Anita Baker and Phyllis Hyman . . . Full name is Bobby Lee Harden, born Feb. 8, 1967, in Pahokee, Fla.

NFL REGULAR SEASON STATISTICS

YEAR	TEAM	G-S	TACK.	ASST.	TOTAL	FUM. REC.	INT.	YDS.	LG
1990	Miami	1-0	1	0	1	0	0	0	0
1991	Miami	16-5	47	8	55	1	2	39	22
1992	Miami	4-0	0	0	0	0	0	0	0
3-YEAR TOTALS		21-5	48	8	56	1	2	39	22

ADDITIONAL STATS

Sacks: 1 in 1991
 Forced Fumbles: 1 in 1991
 Passes Defensed: 5 in 1991
 Special Teams Tackles: 9 in 1991

RON HELLER



6-6 293 #73
Tackle
Born: 8/25/62
College: Penn State '84
Acquired: UFA (Phi.), 1993
NFL: Tenth Season
Dolphins: First Season

PRO: Joined Dolphins on April 20, 1993, as unrestricted free agent on the Philadelphia Eagles . . . Started 12 regular season contests

116

and both playoff contests for Eagles in 1992 . . . Suffered arch injury and missed four contests . . . Played in 16 games with 14 starts in 1991 . . . Began season as back-up at left tackle . . . Was inserted into starting lineup at left tackle in Week 3 in place of injured Cecil Gray (knee) . . . Started at left tackle through Week 6 before being moved to right tackle in place of rookie Antone Davis in Week 7 . . . Returned to left tackle spot in Week 8 and started remainder of season . . . Played in 16 games with four starts in regular season and started playoff contest in 1990 . . . Missed most of pre-season as unsigned veteran . . . Saw reserve action for first two games of season . . . Replaced injured left tackle Matt Darwin in Week 3 and started remainder of season . . . Helped offense rank first in NFL in rushing yards and time of possession and third in scoring . . . Had best game of season vs. N.Y. Giants (11/25) as he limited Lawrence Taylor to one tackle . . . Started all 16 games and one playoff contest in 1989 . . . Became first lineman in Eagles' history to be voted as team's offensive MVP . . . Was only offensive player not to miss a play during season . . . Suffered fractured thumb at Dallas (11/17) but played remainder of contest . . . Had pin inserted into thumb during following week with hand casted into blocking position and played every snap of remainder of season . . . Started 15 games in regular season and one playoff contest for Philadelphia in 1988 . . . Was traded prior to draft from Tampa Bay to Seattle in exchange for Randy Edwards and sixth-round pick in '88 draft . . . Was then traded to Philadelphia on August 23 for Eagle's fourth-round pick in 1989 . . . Joined Philadelphia prior to preseason finale and was inserted at right tackle . . . Missed game at Houston (9/29) after being poked in left eye during previous game by Minnesota's Al Baker . . . Played in all 12 non-strike games with ten starts for Tampa Bay in 1987 . . . Had preseason knee surgery which limited him to reserve action for first two games of season . . . Recovered to start remainder of ten non-strike games . . . Started all 16 games in 1986 . . . Also saw action as tight end in short yardage situations . . . Had one-yard touchdown reception from Steve DeBerg vs. Minnesota (11/30) for only career reception . . . Started all 16 games in 1985 . . . Started 14 games in 1984 . . . Fourth-round draft choice (112th overall) of Tampa Bay in 1984.

COLLEGE: Two-year starter at Penn State . . . Was co-captain of Penn State's national championship team in 1982 . . . Started at tackle after switching from tight end (four catches for 53 yards) . . . Wrote a diary for New Orleans' Times-Picayune newspaper preceding Sugar Bowl in '82 . . . Holds B.A. in administration of justice.

PERSONAL: Married to Heidi, couple resides in Tampa, Fla . . . Spent '92 off-season working as general contractor for their new house in Tampa, one that includes a full weight room above a three car garage . . . Has worked as noon sports anchor for WTSP-TV (Ch. 10) in Tampa in 1988 . . . Received annual "Good Guy Award" from Philadelphia Sportswriters Association following the '89 season . . . Lettered in football and was the 1980 NY State heavyweight wrestling champion at Farmingdale High School . . . Enjoys jet-skiing with wife along with hunting and fishing . . . Full name is Ronald Ramon Heller, born August 25, 1962, in Farmingdale, N.Y.

NFL REGULAR SEASON STATISTICS

GAMES/STARTS: (Tampa Bay) 1984: 14/14, 1985: 16/16, 1986: 16/16, 1987: 12/10, (Philadelphia) 1988: 15/15, 1989: 16/16, 1990: 16/14, 1991: 16/14, 1992: 12/12 **9-YEAR TOTALS: 133/127**

NFL PLAYOFF STATISTICS

GAMES/STARTS: (Philadelphia) 1988: 1/1, 1989: 1/1, 1990: 1/1, 1992: 2/2
PLAYOFF TOTALS: 5/5

ADDITIONAL STATS

Receiving: 1 for 4 yards, 1 TD in 1986

117

MARK HIGGS



5-7 198 #21
Running Back
Born: 4/11/66
College: Kentucky '88
Acquired: PB (Phil.), 1990
NFL: Sixth Season
Dolphins: Fourth Season

RO: 1992 - Small, quick running back . . . Played in all 16 regular season games with 15 starts . . . Finished season with career-high and team-leading 915 yards rushing on 256 carries (3.6 yards per rush) with seven touchdowns and added 16 catches for 142 yards . . . Ranked sixth in AFC and 15th in NFL in rushing yards . . . Led team in rushing in 13 of 16 regular season games . . . The only games he did not lead the team in rushing were at N.Y. Jets (11/1), at San Francisco (12/6) and at New England (12/27) . . . His total of even touchdowns tied for team lead (with Mark Duper) and ranked tied for tenth in the AFC in touchdowns . . . Also ranked tied for third in the AFC in rushing touchdowns . . . His seven rushing touchdowns set a new career high, surpassing his previous best of four rushing touchdowns during the 1991 season . . . Scored seven of Miami's nine rushing touchdowns in '92 . . . His 256 rushing attempts ranks as the second highest single season total in Dolphin history, surpassed only by Delvin Williams' 272 carries in 1978 . . . Suffered torn cartilage to right knee at New England (12/27) . . . Underwent arthroscopic surgery by Dr. Dan Kanell on Dec. 29 and was placed on Injured Reserve on Dec. 30 and missed both playoff games. . .

SINGLE-SEASON RUSHING: Higgs' 915 yards rushing marked the highest single season rushing total by a Dolphin since Delvin Williams rushed for 1,258 yards in 1978 and the seventh best single season rushing total in Dolphin history . . . Coupled with his 905 yards rushing last year, Higgs holds two of the Dolphins' top eight single season rushing figures:

MIAMI DOLPHINS SINGLE SEASON RUSHING LEADERS

PLAYER	RUSHING YARDS	YEAR	PLAYER	RUSHING YARDS	YEAR
1. Delvin Williams	1,258	1978	6. Mercury Morris	954	1973
2. Larry Csonka	1,117	1972	7. MARK HIGGS	915	1992
3. Larry Csonka	1,051	1971	8. MARK HIGGS	905	1991
4. Larry Csonka	1,003	1973	9. Mercury Morris	875	1975
5. Mercury Morris	1,000	1972	10. Larry Csonka	874	1970

With his 905 yards rushing in 1991 and his 915 yards rushing in 1992, Higgs became the first Dolphin since Larry Csonka (1971-73) and Mercury Morris (1972-73) to gain 900 or more yards in two or more consecutive seasons . . . In addition, Higgs' total of 1,820 yards rushing over the past two years ranks fourth among all AFC running backs during that time span:

AFC RUSHING, LAST TWO SEASONS (1991-92)

NAME	TEAM	1991 YARDS	1992 YARDS	TOTAL YARDS
1. Thurman Thomas	Buffalo	1,407	1,487	2,894
2. Barry Foster	Pittsburgh	488	1,690	2,178
3. Harold Green	Cincinnati	731	1,170	1,901
4. MARK HIGGS	MIAMI	905	915	1,820
5. Gaston Green	Denver	1,037	648	1,685

Higgs' total of 1,820 yards over the past two seasons is the most by a Dolphin runner in consecutive seasons since Delvin Williams gained a total of 1,961 yards between 1978-79 as he had a team-record 1,258 yards in 1978 and 703 yards in 1979 and also is the sixth best rushing total in consecutive years in Dolphin history:

ALL-TIME LEADING DOLPHIN RUSHERS IN CONSECUTIVE SEASONS

NAME	YARDS	SEASON	YARDS	SEASON	TWO-YEAR
					TOTAL
1. Larry Csonka	1,051	1971	1,117	1972	2,168
2. Larry Csonka	1,117	1972	1,003	1973	2,120
3. Delvin Williams	1,258	1978	703	1979	1,961
4. Mercury Morris	1,000	1972	954	1973	1,954
5. Larry Csonka	874	1970	1,051	1971	1,925
6. MARK HIGGS	905	1991	915	1992	1,820
7. Larry Csonka	1,003	1973	749	1974	1,752

100-YARD GAMES: Higgs has total of five career 100-yard games . . . Recorded two 100-yard games in 1992 by gaining 107 yards at Indianapolis (11/8) and 111 yards vs. the L.A. Rams (9/20) . . . Registered three 100-yard games in 1991 for the first 100-yard games of his career . . . His career total of five 100-yard games ties him for fifth place (with Jim Kiick) among all-time Dolphin leaders behind fourth-place Delvin Williams with six career 100-yard games. . .

GAME HIGHLIGHTS - Opened season at Cleveland (9/14) and led team with 25 carries for 90 yards and two touchdowns and added one catch for six yards . . . It marked the first multiple touchdown game of his NFL career with the second of those two touchdowns coming on a one-yard leap into the end zone with seven seconds left in the game to give Dolphins a 27-23 win . . . Recorded team-high 111 rushing yards on 23 carries vs. the L.A. Rams (9/20) . . . Led Miami with 21 carries for 54 yards and added a catch for 11 yards at Seattle (9/27) . . . Scored a pair of rushing touchdowns and led team in rushing with 58 yards on 13 carries vs. Atlanta (10/11) . . . Registered team-high 63 rushing yards on 18 carries and a three-yard touchdown run vs. New England (10/18) . . . Led Dolphins by gaining 50 yards on 18 carries and a touchdown vs. Indianapolis (10/25) . . . Had best all-around game of season by rushing for 107 yards on 20 carries with one touchdown and adding four catches for a career-high 41 yards at Indianapolis (11/8) . . . Gained 34 yards on 12 carries and added one catch for 21 yards for the longest reception of his career vs. Buffalo (11/16) . . . Led team in rushing with 46 yards on 15 carries at New Orleans (12/14) . . . Had team-high 94 yards on 26 carries and added one catch for six yards before leaving contest late in fourth quarter with ankle injury vs. L.A. Raiders (12/14) . . . Rushed for 23 yards on nine carries in season-finale at New England (12/27) before suffering torn cartilage to right knee . . . Underwent arthroscopic surgery by Dr. Dan Kanell to repair that injury on Dec. 29 and was placed on Injured Reserve on Dec. 30.

1991 - Played in 14 games with ten starts . . . Led team in rushing with 905 yards and four touchdowns on 231 carries (3.9 yards per carry) and added 11 receptions for 80 yards . . . Finished fifth in the AFC and ninth in the NFL in rushing which marked the first time a Dolphin runner finished in the league's Top Ten in rushing since Andra Franklin finished third in the NFL with 701 yards rushing in 1982 . . . Higgs' 905 rushing yards marked the highest total by a Dolphin running back since Delvin Williams rushed for 1,258 yards in 1978 and is the eighth highest single season total in Dolphin history . . . Started ten games and rushed for 778 yards on 200 carries (3.9 yards per carry) for an average of 77.8 yards per game during his starts . . . If those figures were extrapolated over a full 16-game season, Higgs would have finished the year with 1,245 yards rushing . . . Led the Dolphins in rushing each of the Dolphins' first seven games in 1991 and 12 times overall . . .

A "MARKED" IMPROVEMENT - Gained only 67 yards rushing in 1990 compared to his 905 yards on the ground in 1991 for

an improvement of 838 yards from one season to the next . . . That is the largest single season rushing improvement in Dolphin history and also is the largest improvement by any NFL running back in 1991 from his 1990 total:

MIAMI DOLPHINS SINGLE SEASON RUSHING IMPROVEMENT

NAME	YEAR	YARDS	YEAR	YARDS	IMPROVEMENT
1. MARK HIGGS	1990	67	1991	905	+838
2. Mercury Morris	1971	315	1972	1,000	+685
3. Benny Malone	1975	220	1976	797	+577
4. Lorenzo Hampton	1985	369	1986	830	+461

1991 NFL INDIVIDUAL SINGLE SEASON RUSHING IMPROVEMENT

NAME	TEAM	RUSHING YARDS IN 1990	RUSHING YARDS IN 1991	IMPROVEMENT
1. MARK HIGGS	MIAMI	67	905	+838
2. Gaston Green	Rams-Denver	261	1,037	+776
3. Robert Delpino	L.A. Rams	52	688	+636
4. Emmitt Smith	Dallas	937	1,563	+626
5. Rodney Hampton	N.Y. Giants	455	1,059	+604

GAME HIGHLIGHTS — Recorded first start of NFL career in season opener at Buffalo (9/1) and responded with career-best 30 carries for 146 yards and a touchdown . . . His rushing total ranks eighth in team history and was also was the third best rushing total in team history on an opening day, surpassed only by Sammie Smith's 159 yards (at New England, 9/9/90) and Abner Haynes' 151 yards (vs. Denver, 9/17/67) . . . Higgs' 30 carries in the Bills' game tied him for the second highest single game total in Dolphin history (tied for third highest, including playoff games) with Troy Stradford's 30 carries on December 7, 1987 vs. the New York Jets . . . Made back-to-back games with 100-plus rushing yards with a 111-yard performance on 27 carries vs. Indianapolis (9/8) . . . His two-game total of 257 rushing yards (on 57 attempts) was the second highest consecutive game rushing total in Dolphin history, surpassed by Mercury Morris' total of 258 yards rushing in consecutive games accomplished with 197 yards vs. New England on September 30, 1973, and 61 yards at the N.Y. Jets on October 7, 1973, and was more than his three-year career total of 251 yards (on 59 carries) he had entering the 1991 season . . . With his back-to-back 100-yard rushing efforts, he became the first Dolphin runner to accomplish that feat since Andra Franklin in 1982 and the sixth overall . . . Led team in rushing with 71 yards on 19 carries at Detroit (9/15) . . . Gained 43 yards on 18 carries and had one reception for three yards vs. Green Bay (9/22) . . . Had 11 rushes for 40 yards and added two catches for 13 yards at N.Y. Jets (9/29) . . . Registered 48 yards rushing on 17 carries and added four receptions for 28 yards at New England (10/6) . . . Saw reserve action for first time during season at Kansas City (10/13) and led Dolphins in rushing with 38 yards on five carries . . . Did not play in back-to-back games vs. New England (11/10) and vs. Buffalo (11/18) for his only DNP's of the season . . . Came off bench and played majority of second half at Chicago (11/24) and gained 52 yards on 13 carries . . . Returned to starting role vs. Tampa Bay (12/1) for his first start since Oct. 6 at New England and rushed for a team-leading 131 yards on 25 carries, including a 19-yard touchdown run . . . Gained 103 yards on 13 carries in first half and became the first Dolphin runner to amass 100 or more yards rushing in a half since Sammie Smith rushed for 101 first-half yards at New England on September 9, 1990, and along with Smith were the only Dolphins to rush for 100 yards in a half since Delvin Williams had 104 first-half yards on November 12, 1978 at Buffalo . . . Recorded team-high 88 yards on 21 carries with one touchdown vs. Cincinnati (12/9) . . . Led team in rushing at San Diego (12/15) with 63 yards on 17 carries and had one catch for seven yards.

1990 — Acquired off unprotected list of Philadelphia on March 31, 1990 . . . Played in 12 regular season games for Miami . . . Finished season with 10 carries for 67 yards with a long run of 27 yards . . . Added 10 kickoff returns for 210 yards (21.0 average) and three special teams tackles . . . Also blocked a punt and returned the ball for a score . . . Missed final two preseason games due to an ankle injury suffered vs. Denver (8/25) . . . Scored his first NFL touchdown vs. New England (10/18) by blocking a Brian Hanson punt in the second quarter and returning the ball 19 yards for a touchdown . . . He became the first Dolphin to return a blocked punt for a score since Sept. 10, 1989, vs. Buffalo, when Marc Logan recovered a blocked punt in the end zone for a touchdown . . . Had best game of season at Indianapolis (10/28) by rushing for 52 yards on six carries, including a long gain of 27 yards . . . Played but did not have a carry or a reception in next five games . . . Suffered season-ending hamstring injury in practice on Dec. 4 . . . Placed on injured reserve on Dec. 7 . . . Missed last four regular season games and playoffs due to injury.

1989 — Played in 15 regular season games with one start for Eagles in '89 . . . Also played in playoff contest . . . Finished fourth on team with 49 carries for 184 yards and added three receptions for nine yards . . . Returned 16 kickoffs for 293 yards (18.3 avg.) . . . Added five special teams tackles . . . Led Eagles in rushing in season-opener vs. Seattle (9/10) with 13 carries for 44 yards . . . Made first career start in place of injured Keith Byars at Phoenix (10/15) . . . Missed contest vs. Minnesota (11/19) . . . Returned to play at Dallas (11/26) and rushed three times for 18 yards . . . Joined Eagles as unprotected free agent from Dallas.

1988 — Played in five games with no starts in '88 . . . Did not record a carry or reception . . . Returned two kickoffs for 31 yards . . . Also registered one special teams tackle . . . Eighth-round draft choice (205th overall) of Dallas in 1988.

COLLEGE: Four-year letterman at Kentucky . . . Finished career with 532 carries for 2,892 yards and 25 TDs . . . Added 58 receptions for 483 yards . . . Established school record for career yards per carry (5.4 average) . . . Set single-season Wildcat rushing record with 1,278 yards as senior . . . As junior started alongside former Dolphin teammate Marc Logan in Wildcat backfield . . . Named Academic All-Southeastern Conference as junior . . . Holds B.S. in industrial education.

PERSONAL: Single, resides in Lexington, Ky . . . Has daughter Jeanna (9/22/83) . . . Two-time high school All-America at Owensboro (Ky.) High School . . . Amassed 2,858 rushing yards and 32 TDs as prep senior . . . Set NFL combine record with 43-inch vertical leap . . . Enjoys fishing and biking . . . Brother, Ken Higgs, played three seasons in NBA with Cleveland and Denver . . . Owns "Higgy's" a popular sports bar in Plantation, Fla . . . Lists favorite movie as "Purple Rain," favorite television show as "A Different World" and favorite recording artist as Rick James . . . Full name is Mark DeYon Higgs, born on April 11, 1966, in Chicago.

NFL REGULAR SEASON STATISTICS

YEAR	TEAM	RUSHING						RECEIVING			
		G-S	ATT.	YDS.	AVG.	LG	TD	NO.	YDS.	LG	TD
1988	Dallas	5-0	0	0	0.0	0	0	0	0	0	0
1989	Philadelphia	15-1	49	184	3.8	13	0	3	9	8	0
1990	Miami	12-0	10	67	6.7	27	0	0	0	0	0
1991	Miami	14-10	231	905	3.9	24	4	11	80	13	0
1992	Miami	16-15	256	915	3.6	23	7	16	142	21	0
5-YEAR TOTALS		62-26	546	2071	3.8	27	11	30	231	21	0

NFL PLAYOFF STATISTICS

YEAR	TEAM	RUSHING						RECEIVING			
		G-S	ATT.	YDS.	AVG.	LG	TD	NO.	YDS.	LG	TD
1989	Philadelphia	1-0	0	0	0.0	0	0	0	0	0	0

inactive players vs. L.A. Rams (9/20) due to a hamstring injury suffered a week earlier . . . Started at Indianapolis (11/8) and led team with 11 tackles . . . Had one of his best games of season vs. Houston (11/22) by leading team with ten tackles and added a pair of sacks of Oiler quarterback Cody Carlson . . . Had a pair of tackles in AFC Divisional Playoff Game vs. San Diego (1/10/93) . . . Started in AFC Championship Game vs. Buffalo (1/17/93) and had seven tackles.

1991 - Missed entire 1991 season due to injury . . . Was placed on Physically Unable to Perform list on July 24 while recovering from a 1990 knee injury and missed the entire season . . . Had suffered season-ending injury to left knee vs. Seattle on Dec. 1, 1990, and was placed on IR . . . Signed contract on July 23 after missing the first two weeks of training camp.

1990 - Played in 14 games . . . Finished season with 26 tackles (20 solo), three sacks and an interception . . . Also tied for second (with Jim Jensen) on team with ten special teams tackles . . . Suffered tragic loss of daughter, Lyrick, in pool accident on August 10 . . . Missed preseason contest vs. Denver (8/25) . . . Opened season with three tackles and a sack of Patriots quarterback Steve Grogan at New England (9/9) . . . Registered three tackles and a sack of Bills' QB Jim Kelly vs. Buffalo (9/16) . . . Recorded only interception of season at Indianapolis (10/28) . . . Racked-up two tackles and an 11-yard sack of Cardinals QB Timm Rosenbach vs. Phoenix (11/4) . . . Had season-high six tackles at N.Y. Jets (11/11) . . . Suffered season-ending injury to left knee vs. Seattle (12/16) . . . Placed on Injured Reserve on Dec. 19 . . . Missed remainder of season.

1989 - Played in all 16 games with three starts . . . Finished with 55 tackles (46 solo), a sack and an interception . . . Added one fumble recovery, a forced fumble and two passes defended . . . Finished second on team with 16 tackles on special teams . . . Opened season with team-leading four special teams tackles vs. Buffalo (9/10) . . . Registered four tackles and an INT at Dallas (11/19) . . . Racked-up four tackles and blocked Gary Anderson's 17-yard field goal attempt vs. Pittsburgh on Nov. 26 . . . Started three of final four games of season following shoulder injury to Louisville . . . Made his first start of season (first since Nov. 27, 1988 at N.Y. Jets) at Kansas City (12/3) and responded with six tackles and pass defended . . . Had exceptional game vs. New England (2/10) with four tackles, a forced fumble, fumble recovery and first career sack in contest . . . Recovered fumble in fourth quarter on New England's 21-yard line to set up field goal . . . Tied for team lead with a season-high seven tackles vs. Kansas City (12/24).

1988 - Played in all 16 contests with 13 starts in 1988 . . . Key member of secondary which opened season by not allowing a passing touchdown in team-record 25 consecutive quarters . . . Finished third among defensive backs in tackles with 71 (57 solo) and added a forced fumble and seven tackles on special teams . . . Tackled Minnesota tight end Mike Mularkey on attempted reverse for 10-yard loss on fourth-and-goal from Miami one-yard line to preserve Miami's defensive shutout in 24-7 victory over the Vikings . . . Registered four tackles and returned fumble 19 yards for second career touchdown at Raiders (10/9) . . . Only second player in team story (Bob Baumhower is other) to return two fumbles for touchdowns in a career . . . Recovered fumble of teammate Scott Cheddes on punt return against New England (11/20) to keep Miami possession alive . . . Forced a Lars Tate fumble against Tampa Bay (recovered by Rick Graf) to set up Miami's game-winning field goal in 17-14 victory on 10/30 . . . Racked up 12 tackles New England (11/6) and career-high 13 stops at Jets (11/27).

1987 - Finished 1987 season as a starter after making team as a free agent . . . Played in 14 games with six starts, including final four contests . . . Had best game of young career against Kansas City (10/11) . . . Made two interceptions, four tackles, knocked down 20 passes and had 55-yard fumble return for a touchdown versus Chiefs as he was named AFC defensive player of the week . . . His

fumble return was third-longest in team history and also first defensive touchdown in Joe Robbie Stadium . . . Also had first interception in JRS in same Chiefs game . . . Received the WIOD/Rick Weaver Outstanding Special Teams Player award after '87 campaign for leading club with 13 tackles on specialty units . . . Also led team in fumble recoveries with four . . . Finished '87 with 35 tackles (28 solo), two interceptions and two passes defended . . . Had seven tackles against N.Y. Jets (10/18), Washington (12/20) and New England (12/28) . . . Four starts at end of season were at strong safety, while two mid-season starts were at free safety.

1985-86 - Had failed to make Dolphins as free agent in 1986 training camp attempt . . . Originally drafted by Steelers in 1985, was released in the preseason . . . Joined St. Louis late in '85 as a free agent . . . Played in three games with Cardinals, making one tackle . . . Third-round draft choice (74th overall) of Pittsburgh in 1985.

COLLEGE: Three-year starter and four-year letterman (1981, 1983-85) for LSU Tigers . . . Was named to L.S.U.'s all-century team in 1992 . . . Redshirted in 1982 with separated shoulder . . . Blossomed as senior in pro style defense of then-LSU head coach (and former Dolphins defensive coordinator) Bill Arnsparger . . . Had 230 tackles, 11 interceptions and a fumble recovery in college career . . . Called defensive signals as a junior and senior . . . All-Southeastern Conference pick in '85 . . . Led team in interceptions in '85 with six . . . Played in Senior Bowl . . . Majored in general studies.

PERSONAL: Married to Leisha (12/15/84), couple resides in Miami, Fla., with son Liffort II (3/10/88) . . . Cousin, Billy Ray Hobley, plays for Harlem Globetrotters . . . After release by Dolphins in 1986, spent year working for an installation company in Baton Rouge, La., and attending LSU on a part-time basis . . . Charity work includes visiting the local veterans administration hospital, scholastic drug-free programs, CCPA (Childrens' Crime Prevention Association) and fund raising for Cystic Fibrosis and Leukemia Foundations . . . Owns "Hobley's A Taste of Louisiana" cajun restaurant in Miami Lakes, Fla . . . Attended C.E. Byrd High School in Shreveport, La. (same high school as former Dolphins QB David Woodley) . . . Full name is Liffort Wayne Hobley, born May 12, 1962, in Shreveport, La.

NFL REGULAR SEASON STATISTICS

YEAR	TEAM	G-S	TACK.	ASST.	TOTAL	FUM. REC.	INT.	YDS.	LG
1985	St. Louis	3-0	0	1	1	0	0	0	0
1987	Miami	14-6	28	7	35	4	2	7	7
1988	Miami	16-13	57	14	71	1	0	0	0
1989	Miami	16-3	46	9	55	1	1	22	22
1990	Miami	14-0	20	6	26	0	1	15	15
1991	Miami	PHYSICALLY UNABLE TO PERFORM							
1992	Miami	15-5	49	10	59	1	0	0	0
7-YEAR TOTALS		78-27	200	47	247	7	4	44	22


NFL PLAYOFF STATISTICS

YEAR	TEAM	G-S	TACK.	ASST.	TOTAL	FUM. REC.	INT.	YDS.	LG
1992	Miami	2-1	6	3	9	0	0	0	0

ADDITIONAL STATS

- Passes Defended: 2 in 1987, 2 in 1989, 1 in 1990, 3 in 1992 for total of 8
- Special Teams Tackles: 13 in 1987, 7 in 1988, 16 in 1989, 10 in 1990, 7 in 1992 for total of 53
- Touchdowns: 1 in 1987, 1 in 1988 for a total of 2
- Forced Fumbles: 1 in 1989, 3 in 1992 for total of 4
- Sacks: 1 in 1989, 3 in 1990, 2 in 1992 for total of 6
- Blocked Field Goals: 1 vs. Pittsburgh, 11/26/89

DWIGHT HOLLIER



6-2 245 #50
Linebacker
Born: 4/21/69
College: North Carolina '92
Acquired: D4, 1992
NFL: Second Season
Dolphins: Second Season

PRO: Played in all 16 games with five starts in regular season and started both playoff contests in 1992 . . . Finished with 40 tackles (30 solo), one sack and was second on team with 11 special team tackles . . . Made first start of NFL career at Buffalo (10/4) and had five tackles . . . Saw reserve action for next seven games of season . . . Started four of last five games of season in place of injured John Offerdahl . . . Had six tackles in starting role at New Orleans (11/29) . . . Returned to reserve role but saw considerable action at San Francisco (12/6) and led team with nine tackles . . . Started final three regular season games . . . Closed regular season at New England (12/27) with season-high 11 tackles and a sack of Patriots quarterback Jeff Carlson . . . Started both playoff games . . . Led team with 18 tackles (15 solo) and added a fumble recovery . . . Had seven tackles and a fumble recovery vs. San Diego in AFC Divisional Playoff game (1/10/93) . . . Recorded 11 tackles in AFC Championship game vs. Buffalo (1/17/93) . . . Fourth-round draft choice (97th overall) of Miami in 1992.

COLLEGE: Four-year starter at North Carolina . . . Named honorable mention All-American as senior . . . Served as team captain as both senior and junior . . . Became fourth player in UNC history, and first since 1915, to be named captain in successive seasons . . . Missed team's first four games with broken foot . . . Suffered foot injury while riding a golf cart during summer job at a car dealership in Chapel Hill, N.C. . . . His foot was barely off side of cart as it turned down a narrow alley and his foot got lodged between the cart and the wall of the garage . . . Returned from injury to finish season with 71 tackles (37 solo) and a pass defended . . . Named honorable mention All-American as junior . . . Only defensive player to earn first-team All-Atlantic Coast Conference honors and Academic All-ACC recognition . . . Served as team captain . . . Registered 155 tackles (87 solo), four sacks, three fumble recoveries and forced two fumbles . . . Had at least 10 tackles in nine games, including three 20-tackle efforts . . . Named second-team All-ACC and first-team Academic All-ACC as sophomore . . . Led conference with 159 tackles (96 solo), three sacks a forced fumble and a recovered fumble . . . Led team with 117 tackles (70 solo), three forced fumbles and a fumble recovery as redshirt freshman . . . Redshirted as a freshman . . . Missed six weeks of practice after having left knee placed in a cast due to a ligament sprain . . . Won starting job at inside linebacker after an impressive performance in spring drills . . . Holds B.S. in speech communications and psychology.

PERSONAL: Single, resides in Hampton, Va. . . Plans to continue work on Master's Degree during off-season . . . Named All-American selection at Kecoughtan High School in Hampton, Va. . . Selected as one of top 25 players in nation as senior . . . Also lettered in track . . . Enjoys bowling and playing pinball . . . Lists "Enter the Dragon" as favorite movie, "In Living Color" as favorite television show and

"Public Enemy" as favorite recording group . . . Full name is Dwight Leon Hollier, born April 21, 1969, in Hampton, Va.

NFL REGULAR SEASON STATISTICS

YEAR	TEAM	G-S	TACK.	ASST.	TOTAL	FUM. REC.	QB SACK	INT.	YDS.
1992	Miami	16-5	30	10	40	0	1	0	0


NFL PLAYOFF STATISTICS

YEAR	TEAM	G-S	TACK.	ASST.	TOTAL	FUM. REC.	QB SACK	INT.	YDS.
1992	Miami	2-2	15	3	18	1	0	0	0

ADDITIONAL STATS

Special Teams Tackles: 11 in 1992

ISSIAC HOLT



6-2 208 #27
Cornerback
Born: 10/4/62
College: Alcorn State '85
Acquired: FA, 1993
NFL: Ninth Season
Dolphins: First Season

PRO: 1992 - Joined Dolphins as free agent on June 10, 1993 . . . Was waived by Dallas on May 11, 1993 . . . Played in all 16 games with 11 starts in regular season and saw reserve action in playoffs as Cowboys won Super Bowl XXVII . . . Recorded 30 tackles (23 solo), two interceptions, a blocked punt and a safety . . . Started first ten games of season at left cornerback . . . Blocked punt for safety after Redskins' first series vs. Washington (9/7) . . . It was his seventh career blocked punt and second safety of career . . . Played in 100th game of NFL career against Phoenix (9/20) . . . Had season high five tackles and an interception vs. Philadelphia (11/1) . . . Saw first action in reserve role at Phoenix (11/22) . . . Had starting assignment at Washington (12/13) . . . Saw action in all three playoff games . . . Had two tackles in postseason.

1991 - Started 15 games . . . Recorded 53 tackles (45 solo), a blocked punt, four interceptions and 21 passes defended . . . Led team in interceptions and passes defended for second straight season . . . Posted interception at Washington (9/9) . . . Had fourth quarter interception in end zone vs. N.Y. Giants (9/29) with 1:18 remaining in regulation to preserve 21-16 win . . . Recorded season-high eight tackles and an interception at Green Bay (10/6) . . . Suffered bruised ribs against Packers and missed following week's contest vs. N.Y. Giants . . . Also had fourth-period INT vs. Cincinnati (10/13) with Cowboys holding 28-23 lead ensuring Dallas' eventual 35-23 win . . . Blocked a punt vs. Houston (11/10) which landed in arms of teammate Robert Williams who returned ball for score.

1990 - Started 15 games . . . Recorded 53 tackles (37 solo), two blocked punts, three interceptions, 18 passes defended, a forced fumble and scored a touchdown on an INT return . . . Led team in

interceptions and passes defended . . . Named second-team All-FC by UPI . . . Had 64-yard interception return for touchdown against Tampa Bay (9/16) . . . Missed contest at Washington (9/23) with groin injury . . . Blocked punts at Philadelphia (10/28) and vs. Washington (11/22) and both led to scores . . . It marked first time at Dallas as a team had recorded two blocked punts in a single season since 1983.

1989 - Played in total of 14 games with one start . . . Saw action in five games with a start for Minnesota before being traded to Dallas on October 12 (as part of Herschel Walker deal) and played in final nine games of season . . . Recorded total of 20 tackles (14 solo), four passes defended and an interception . . . Had 90-yard interception return for touchdown against Detroit (10/8) as member of Vikings . . . Suffered dislocated right shoulder and missed contest at Philadelphia (11/14) . . . Underwent off-season surgery to repair shoulder.

1988 - Played in 13 games with nine starts in regular season and saw action in both playoff contests . . . Recorded 34 tackles (31 solo), 20 passes defended and two interceptions . . . Also blocked a punt and recorded a safety . . . Started first nine games of season at left cornerback . . . Missed three of next four games with thigh contusion . . . Played reserve role for final three games of regular season and playoffs . . . Had first career safety as he tackled New England punter in endzone (9/11) . . . Sealed Viking win over Philadelphia (9/25) with last-minute pass interception and also added a blocked punt which led to Viking field goal . . . Led defense with five solo tackles, a 15-yard interception and two passes defended vs. Tampa Bay (10/23) . . . Played in both playoff contests . . . Recorded two solo tackles in postseason.

1987 - Played in nine games with five starts in regular season and started all three playoff games . . . Recorded 18 tackles (15 solo), two interceptions and four passes defended . . . Suffered knee injury during training camp and missed first two games of regular season . . . Also was inactive for Tampa Bay game (11/15) . . . Had strong playoffs . . . Started all three games . . . Intercepted a pass in first quarter of wild card win over New Orleans (1/3/88) . . . Held Jerry Rice, the NFL's MVP in '87, to just 28 yards on three receptions in playoff win over 49ers (1/8/88).

1986 - Played in all 16 games with 15 starts . . . Recorded 52 tackles (44 solo), one forced fumble, 15 passes defended and eight interceptions . . . Added a pair of blocked punts . . . His INT total ranked tied for fourth in the NFC and tied for fifth in the entire league . . . Had a blocked punt at Green Bay (9/28) . . . Intercepted first pass of season by Jim McMahon of Chicago (10/5) . . . Had six solo tackles, a 14-yard INT return and recovered a blocked punt in endzone for touchdown vs. San Francisco (10/12) . . . Had a pair of interceptions at N.Y. Giants (11/16) . . . Did not start contest vs. Cincinnati (11/23), but did play most of game . . . Blocked a punt at Green Bay (12/7).

1985 - Played in 15 games with one start . . . Recorded 25 tackles (15 solo), two passes defended and an interception . . . Had interception at San Diego (10/22) with just two seconds remaining in regulation to preserve 21-17 win . . . Suffered ankle injury vs. Detroit (11/17) . . . Missed contest against New Orleans (11/24) because of ankle injury . . . Made lone start of season vs. Atlanta (12/15) in place of injured Carl Lee and responded with eight tackles . . . Second-round draft choice (20th overall) of Minnesota in 1985.

COLLEGE: Four-year starter at Alcorn State . . . Set all-time NCAA Division I-AA record with 24 career interceptions . . . Earned Kodak All-American team and All-Southwestern Athletic Conference honors as senior . . . Totaled 128 tackles, 38 passes defended and 319 interception return yards . . . Majored in health and physical education.

PERSONAL: Married to Burnadeen, couple resides in Birmingham, Ala., with daughter Brianna (5/9/88) . . . Attended Carver High

School in Birmingham . . . Named Birmingham area defensive back of the year . . . Full name is Issiac Holt III, born October 4, 1962, in Birmingham, Ala.

NFL REGULAR SEASON STATISTICS

YEAR	TEAM	G-S	TACK.	ASST.	TOTAL	FUM. REC.	INT.	YDS.	LG	TD
1985	Minnesota	15-1	15	10	25	0	1	0	0	0
1986	Minnesota	16-15	44	8	52	0	8	54	27	0
1987	Minnesota	9-5	15	3	18	0	2	7	7	0
1988	Minnesota	13-9	31	3	34	0	2	15	15	0
1989	Minnesota	5-1	4	1	5	0	1	90	90t	1
	Dallas	9-0	10	5	15	0	0	0	0	0
1990	Dallas	15-15	37	16	53	0	3	72	64t	1
1991	Dallas	15-15	45	8	53	0	4	2	2	0
1992	Dallas	16-11	23	7	30	0	2	11	8	0
8-YEAR TOTALS		113-72	224	61	285	0	23	251	90t	2

NFL PLAYOFF STATISTICS

YEAR	TEAM	G-S	TACK.	ASST.	TOTAL	FUM. REC.	INT.	YDS.	LG	TD
1987	Minnesota	3-3	4	2	6	0	1	11	11	0
1988	Minnesota	2-0	2	0	2	0	0	0	0	0
1991	Dallas	2-2	10	0	10	0	0	0	0	0
1992	Dallas	3-0	1	1	2	0	0	0	0	0
PLAYOFF TOTALS		10-5	17	3	20	0	1	11	11	0

ADDITIONAL STATS

Passes Defended: 2 in 1985, 15 in 1986, 4 in 1987, 20 in 1988, 4 in 1989, 18 in 1990, 21 in 1991, 9 in 1992 for total of 93 (P-6)


Forced Fumbles: 1 in 1986, 1 in 1990 for total of 2

Touchdowns: 1 (blocked punt recovery) in 1986, 1 (INT return) in 1989, 1 (INT return) in 1990 for total of 3

Safeties: 1 in 1988, 1 in 1992 for total of 2

Blocked Punts: 2 in 1986, 1 in 1988, 2 in 1990, 1 in 1991, 1 in 1992 for total of 7

BOBBY HUMPHREY



6-1 201 #44
Running Back
Born: 10/11/66
College: Alabama '89
Acquired: T (Den.), 1992
NFL: Fifth Season
Dolphins: Second Season

PRO: 1992 - Versatile running back . . . Acquired by Miami in trade from Denver Broncos in exchange for running back Sammie Smith on May 26, 1992 . . . Played in all 16 regular season games with one start and started both playoff contests . . . Finished with 102 carries for 471 yards (4.6 yards per carry) and one touchdown and added team-leading 54 catches for 507 yards (9.4 yards per catch) and one touchdown . . . Finished second on the Dolphins in rushing yardage, first in receptions and fifth in reception yardage . . . Led team in rushing three times and tied or led the Dolphins in receptions four times . . . Made Dolphin debut in reserve role at Cleveland (9/14) and had two carries for 11 yards and tied for team lead with four

catches for 24 yards . . . Had seven carries for 46 yards and added two catches for five yards vs. L.A. Rams (9/20) . . . Recorded six catches for career-high 72 yards and a touchdown at Buffalo (10/4) and added 22 yards on four carries . . . Registered two carries for seven yards and led team with five receptions for 57 yards vs. New England (10/18) . . . Led Dolphins in rushing with 46 yards on eight carries and added one catch for nine yards at N.Y. Jets (11/1) . . . Rushed for 56 yards on 10 carries and added four receptions for 45 yards at Indianapolis (11/8) . . . Had six catches for 40 yards at New Orleans (11/29) . . . Made only start of regular season at San Francisco (12/6) and led team with 21 yards on eight carries and added four catches for 42 yards . . . Saw extensive action in season finale at New England (12/27) as he replaced injured Mark Higgs (knee) in first half . . . Came off bench to lead team in rushing with a season-high 88 yards and scored the Dolphins' only touchdown of the game on a one-yard run with 2:53 left in fourth quarter and tie score at 13-13 in a game they went on to win in overtime 16-13 . . . It was Humphrey's first rushing touchdown since December 23, 1990 at Seattle as a member of the Denver Broncos . . . He also led the Dolphins in receiving and reception yardage with career-high seven catches for 51 yards . . . His 139 total yards in the New England contest was his highest figure of the year . . .

PLAYOFFS: Started at running back for both playoff contests . . . Led team in rushing with 31 carries for 93 yards (3.0 yards per carry) and a long of 15 yards . . . Finished tied for leading receiver with nine catches for 71 yards (7.9 yards per catch) and a long of 20 yards . . . Recorded 23 carries for 71 yards with a long of 15 yards and added four catches for 30 yards in AFC Divisional Playoff game vs. San Diego (1/10/93) . . . Had eight carries for 22 yards and five receptions for 41 yards in AFC Championship game vs. Buffalo (1/17/93) . . .

AMONG RECEIVING LEADERS: Humphrey led team with 54 receptions in 1992 . . . His 54 receptions and 507 reception yards both are single season career highs, surpassing his previous bests of 24 catches in 1990 and 156 reception yards in 1989 as a member of the Denver Broncos . . . Became just seventh running back in team history to lead Dolphins in receptions and the first since Troy Stradford topped the team with 48 catches in 1987 . . . His reception total ranked 13th in AFC among all players and fifth in conference and seventh in the NFL in receptions among running backs:

1992 NFL RECEIVING LEADERS AMONG RUNNING BACKS

NAME	TEAM	CATCHES	NAME	TEAM	CATCHES
1. Ronnie Harmon	S.D.	79	7. BOBBY HUMPHREY	MIA.	54
2. John L. Williams	Sea.	74	8. Cleveland Gary	Rams	52
3. Emmitt Smith	Dall.	59	9. Harry Sydney	G.B.	49
4. Thurman Thomas	Buff.	58	Anthony Johnson	Ind.	49
5. Lorenzo White	Hou.	57	Terry Allen	Minn.	49
6. Keith Byars	Phil.	56			

Humphrey combined with fullback Tony Paige (48 catches) for a total of 102 receptions during '92 which is the second-highest receiving total from a Dolphin backfield in club history behind only the 109 catches from Lorenzo Hampton (61 catches) and Tony Nathan (48 catches) in 1986:

TOP DOLPHIN RECEIVING BACKFIELD COMBINATIONS

COMBINED CATCHES	NAME	CATCHES	NAME	CATCHES	YEAR
109	Lorenzo Hampton	61	Tony Nathan	48	1986
102	BOBBY HUMPHREY	54	TONY PAIGE	48	1992
88	Tony Nathan	57	Delvin Williams	31	1980
86	Troy Stradford	56	Ron Davenport	30	1988
85	Tony Nathan	72	Ron Davenport	13	1985
83	Tony Nathan	50	Tom Vigorito	33	1981

Humphrey's 54 receptions ranks seventh among the all-time top ten receiving seasons by a Dolphin running back in team history:

DOLPHIN SINGLE-SEASON RECEPTION LEADERS Running Backs, By Receptions

NAME	CATCHES	SEASON	NAME	CATCHES	SEASON
1. Tony Nathan	72	1985	7. BOBBY HUMPHREY	54	1992
2. Tony Nathan	61	1984	8. Tony Nathan	52	1983
Lorenzo Hampton	61	1986	9. Tony Nathan	50	1981
4. Tony Paige	57	1991	10. Tony Paige	48	1992
Tony Nathan	57	1980	Tony Nathan	48	1986
6. Troy Stradford	56	1988	Troy Stradford	48	1987

1991 - Played in just four games with Denver in 1991 . . . Finished with 11 carries for 33 yards . . . Season was shortened due to contract dispute . . . Missed first six weeks of season on Reserve/Did Not Report list . . . Returned to team on October 17 . . . Granted two-week roster exemption by NFL . . . Missed Kansas City contest (10/19) while under exemption . . . Saw first action of season at New England (10/27) and had one carry for no yards . . . Recorded five rushes for 15 yards vs. Pittsburgh (11/3) . . . Was either inactive or did not play in next four contests . . . Returned to action at Cleveland (12/8), but did not carry ball . . . Had five carries for 18 yards vs. Phoenix (12/15) . . . Was inactive for season-finale at San Diego (12/22) . . . Was on inactive list for both of Denver's playoff contests.

1990 - Played in 15 games with 14 starts . . . Selected to the AFC Pro Bowl squad and named as Broncos' Most Valuable Player by teammates . . . Rushed for 1,202 yards and seven touchdowns on 288 carries and added 24 receptions for 152 yards . . . Racked-up 73 first downs (69 rush, four pass) to rank second on team to quarterback John Elway's 189 first downs (24 rush, 165 pass) . . . Finished third in the AFC and fifth in the NFL in rushing yardage; first in the AFC and second in the NFL (behind Washington's Earnest Byner) in rushing attempts; and tied for sixth in the AFC and tied for 11th in the NFL in rushing scores . . . Rushing yardage total ranked second in Denver history to Otis Armstrong's 1,407 yards in 1974 . . . Led team in rushing in 13 of his 15 games in '90 . . . Coupled with 1,151 yards as rookie in 1990, he joined Barry Sanders as the ninth and tenth players in NFL history to rush for 1,000 or more yards in each of their first two professional seasons . . . Had four consecutive games in which he gained over 100 yards between weeks two through five . . . Joined Armstrong (1974) as only Bronco players to rush for over 100 yards in four straight games . . . Had 132 yards and two touchdowns, including a career-long 37-yard scoring run, against Kansas City (9/17) . . . Recorded 25 carries for 129 yards in overtime win vs. Seattle (9/23) . . . Gained 177 yards on 34 attempts at Buffalo (9/30), with 100 yards coming in the first half . . . His 34 carries tied Denver's all-time single-game record and his 177 yards was second-most in team history . . . Had 106 yards and a touchdown on 20 carries vs. Cleveland (10/7) . . . Suffered an ankle injury late in contest against Cleveland and missed following game vs. Pittsburgh (10/14) . . . Carried 21 times for 92 yards at Minnesota (11/4) . . . Registered 23 carries for 83 yards and added six receptions for 64 yards vs. Chicago (11/18) . . . Caught six passes for 24 yard and added 21 rushes for 56 yards on Thanksgiving at Detroit (11/22) . . . Had 88 yards on 20 carries vs. L.A. Raiders (12/2) . . . Rushed for 91 yards and a touchdown on 25 attempts at Seattle (12/23) . . . Saw reserve action in season-finale at San Diego and gained 53 yards on 13 carries.

1989 - Had dynamic rookie season . . . Played in all 16 regular season games with 12 starts . . . Rushed for 1,151 yards and seven touchdowns on 294 carries and added 22 receptions for 156 yards and a score . . . Completed one of two pass attempts for 17 yards and a touchdown . . . Also returned four kickoffs for 86 yards . . . Finished fifth in the AFC and eighth in the NFL in rushing yardage; fourth in the AFC and sixth in the NFL in rushing attempts; and tied

r fourth in the AFC and tied for tenth in the NFL in rushing scores . . . Among rookies, ranked first in the AFC and second in the NFL behind Detroit's Barry Sanders) in rushing yardage; first in the NFL rushing attempts; and second in the AFC and third in the NFL in rushing scores . . . Became first rookie in Denver history to rush for over 1,000 yards . . . Named NFL Rookie of the Year (Touchdown Club of Washington, D.C.), NFL Offensive Rookie of the Year (NFLPA) and NFL all-rookie (UPI, Pro Football Weekly and College Football Pro Football Newsweekly) . . . Rushed for 76 yards and a touchdown on ten carries at Buffalo (9/18) . . . Caught three passes for 22 yards and added 19 carries for 57 yards vs. L.A. Raiders (9/24) . . . Made first NFL start and recorded first career 100-yard effort against San Diego (10/8) with 23 carries for 102 yards and a TD . . . Had 25 carries for 105 yards and a pair of scores and added four catches for 30 yards vs. Pittsburgh (11/5) . . . Gained 110 yards on 31 carries at Washington (11/20) . . . Rushed 31 times for 125 yards and added five receptions for 45 yards at L.A. Raiders (12/3) . . . Showed versatility in contest at Phoenix (12/16) . . . Had 128 rushing yards on 23 carries, six yards on one pass reception and also threw a 17-yard touchdown pass . . . Recorded first career receiving touchdown with 12-yard grab and added 15 rushes for 51 yards in season-finale at San Diego (12/24) . . . Selected by Denver in first-round of 1989 supplemental draft . . .

PLAYOFFS: Started all three playoff games as Denver progressed to Super Bowl XXIV . . . Recorded playoff totals of 38 carries for 169 yards and five catches for 67 yards . . . Had 18 carries for 85 yards and added one reception for six yards in divisional playoff game against Pittsburgh (1/7/90) . . . Suffered bruised ribs in AFC Championship game against Cleveland (1/14/90) . . . Had eight rushes for 23 yards and a reception for 23 yards before leaving game with injury . . . Gained 61 yards on 12 carries and had three catches for 38 yards in Super Bowl against San Francisco (1/28/90).

COLLEGE: Four-year letterman and three-year starter at Alabama . . . Two-time All-American . . . Took handoffs as freshman and sophomore from then All-Southeastern Conference quarterback and former Dolphin coaches assistant Mike Shula . . . Had career rushing totals of 684 carries for 3,783 yards (5.5 yards per carry) with 37 TDs . . . Added 70 receptions for 600 yards and eight scores . . . Also returned 48 kickoffs for a 21.9 average per return and completed a pass attempt for 57 yards . . . Finished college career as school's all-time leading rusher and touchdown scorer . . . Ranked sixth in SEC history in career rushing yards and fifth in career scores . . . Recorded 17 games in which he rushed for over 100 yards . . . Entered senior season as leading Heisman Trophy candidate before suffering injury to left foot in second game of season and missing remainder of year . . . That injury followed a stress fracture of fifth metatarsal bone in left foot sustained during spring practice . . . Had rushed for 192 yards and three scores on 42 carries in one-and-a-half games before injury . . . Recorded 238 rushes for 1,255 yards and 11 scores and added 22 receptions for 170 yards and a pair of TDs as junior . . . Led SEC in all-purpose yardage by averaging 168.0 yards per game . . . Showed versatility against Penn State by recording 36 carries for 220 yards, returning a kickoff return for 67 yards and throwing a 57-yard pass completion on a halfback option play . . . Had sensational sophomore season . . . Recorded 236 rushes for 1,471 yards and 15 scores and adding 22 receptions for 201 yards and two touchdowns . . . Led SEC in all-purpose yardage by averaging 161.9 yards per game . . . Set school record with 284 rushing yards against Southern Mississippi in 1986 . . . Also gained 217 yards vs. Tennessee and 204 yards against Auburn . . . Had freshman totals of 99 carries for 502 yards and four scores and 15 receptions for 146 yards and three TDs . . . Majored in social work.

PERSONAL: Married to Barbara, couple resides with son Mardrecus in Birmingham, Ala . . . Attended Glenn High School in Birmingham, Ala . . . Earned four letters in football, basketball and track . . . Had senior totals of 1,051 rushing yards, 49 receptions for 539 yards and

averaged 18.3 yards on punt returns and 26.3 yards on kickoff returns . . . Enjoys fishing, going to church and playing basketball and pinball . . . Full name is Bobby Humphrey, born October 11, 1966, in Birmingham, Ala.

NFL REGULAR SEASON STATISTICS

YEAR	TEAM	G-S	ATT.	RUSHING			RECEIVING				
				YDS.	AVG.	LG	TD	NO.	YDS.	LG	TD
1989	Denver	16-12	294	1151	3.9	40	7	22	156	26	1
1990	Denver	15-14	288	1202	4.2	37	7	24	152	13	0
1991	Denver	4-0	11	33	3.0	7	0	0	0	0	0
1992	Miami	16-1	102	471	4.6	21	1	54	507	26	1
4-YEAR TOTALS		51-27	695	2857	4.1	40	15	100	815	26	2

NFL PLAYOFF STATISTICS

YEAR	TEAM	G-S	ATT.	RUSHING			RECEIVING				
				YDS.	AVG.	LG	TD	NO.	YDS.	LG	TD
1989	Denver	3-3	38	169	4.4	34	0	5	67	23	0
1992	Miami	2-2	31	93	3.0	15	0	9	71	20	0
PLAYOFF TOTALS		5-5	69	262	3.8	34	0	14	138	23	0

ADDITIONAL STATS

Kickoff Returns: 4 for 86 yards, 21.5 avg., long 29 in 1989; 1 for 18 yards in 1992 for total of 5 for 104 yards, 20.8 avg., long 29

Passing: 1 of 2 for 17 yards, 1 TD (118.8 rating) in 1989, 0 of 2 (39.6 rating) in 1990 for total of 1 of 4 for 17 yards, 1 TD (76.7 rating)

Miscellaneous Tackles: 3 in 1992

100-YARD RUSHING GAMES (9)

DATE	OPPONENT	ATT.	YDS.	LG	TD
10/8/89	SAN DIEGO	23	102	17	1
11/5/89	PITTSBURGH	25	105	22	2
11/20/89	at Washington	31	110	19	0
12/3/89	at L.A. Raiders	31	125	15	0
12/16/89	at Phoenix	23	128	22	0
9/17/90	KANSAS CITY	19	132	37	2
9/23/90	SEATTLE	25	129	26	0
9/30/90	at Buffalo	34	177	33	1
10/8/90	CLEVELAND	20	106	19	1

SINGLE-GAME HIGHS

Most Rushing Yards: 177 at Buffalo, 9/30/90
132 vs. Kansas City, 9/17/90
129 vs. Seattle, 9/23/90
128 at Phoenix, 12/16/89
125 at L.A. Raiders, 12/3/89

Most Rushing Attempts: 34 at Buffalo, 9/30/90
31 at Washington, 11/20/89
31 at L.A. Raiders, 12/3/89
25, four times

Most Rushing TDs: 2 vs. Pittsburgh, 11/5/89
2 vs. Kansas City, 9/17/90

Longest Runs: 40 vs. San Diego, 10/8/89
37 vs. Kansas City, 9/17/90
34 vs. San Francisco, 1/28/90
33 at Buffalo, 9/18/89

Most Receptions: 7 at New England, 12/27/92
6 vs. Chicago, 11/18/90
6 at Detroit, 11/22/90
6 at Buffalo, 10/4/92
6 at New Orleans, 11/29/92

Most Receiving Yards: 72 at Buffalo, 10/4/92
64 vs. Chicago, 11/18/90
57 vs. New England, 10/18/92
51 at New England, 12/27/92
45 at L.A. Raiders, 12/3/89

Most Receiving TDs: 1 at San Diego, 12/24/89
1 at Buffalo, 10/4/92

JEFF HUNTER



6-4 291 #97
Defensive End
 Born: 4/12/66
 College: Albany State '89
 Acquired: FA, 1992
 NFL: Fourth Season
 Dolphins: Second Season

PRO: 1992 - Massive defensive lineman . . . Played in total of 11 games in 1992 (four with Detroit and seven with Dolphins) and two playoff contests . . . Opened season with Lions . . . Saw action in four games with Detroit . . . Did not record a tackle . . . Waived by Lions on October 15 . . . Signed by Dolphins on October 21 . . . Finished with one tackle in regular season with Miami . . . Made Dolphin debut vs. Indianapolis (10/25) . . . Had only tackle of season at New Orleans (11/29) . . . Was placed on inactive list for three of final four regular season games . . . Saw action in both playoff games for Miami . . . Recorded a sack in AFC Divisional Playoff game vs. San Diego (1/10/93).

1991 - Played in all 16 regular season games and both playoff contests with Detroit . . . Finished with 16 tackles (14 solo), a fumble recovery and team-high six sacks . . . Added a special teams tackle . . . Recorded a pair of sacks at Indianapolis (9/22) . . . Recovered a fumble against Tampa Bay (9/29) . . . Sacked Troy Aikman on third down against Dallas (10/27) . . . Recorded a sack to force a punt at Chicago (11/3) . . . Had fifth sack of season and added a solo tackle vs. N.Y. Jets (12/8) . . . Notched sixth sack at Buffalo (12/22) . . . Sacked Aikman in the final seconds of first half in NFC Divisional Playoff game vs. Dallas (1/5/92) . . . Did not make a tackle in NFC Championship game at Washington (1/12/92).

1989-90 - Played in total of ten games in 1990 . . . Saw action in first three games of season with Buffalo and final seven games with Detroit . . . Member of Buffalo's training camp . . . Played in three games and recorded no stats . . . Waived by Bills on October 31 . . . Signed by Detroit on November 2 . . . Recorded seven tackles and three sacks with Lions . . . Registered first tackle and sack of NFL career against John Elway in Detroit's 40-27 Thanksgiving Day win over Denver (11/22) . . . Had two tackles and a sack against Chicago (12/16) . . . Recorded two tackles and a sack against Seattle in season finale . . . Did not play in NFL in 1989 . . . Was drafted by Phoenix and waived during camp . . . 11th-round draft choice (291st overall) of Phoenix in 1989.

COLLEGE: Four-year letterman at Albany State . . . Played both defensive end (as senior and freshman) and tight end (as junior and sophomore) in college . . . Caught 24 passes for 285 yards and three scores during college career . . . Earned All-American honors despite playing in only five games as senior due to leg injury . . . Made 49 tackles, two sacks and six tackles for loss . . . Saw action as reserve tight end as junior . . . Caught four passes for 60 yards . . . Played tight end for sophomore season . . . Had 20 receptions for 225 yards and three scores . . . Used as defensive tackle during freshman year . . . Majored in health and physical education.

PERSONAL: Single, resides in Augusta, Ga . . . Played tight end and defensive end at Hephzibah High School in Augusta, Ga . . . Full name is Jeffrey Orlando Hunter, born April 12, 1966, in Hampton, Va.

NFL REGULAR SEASON STATISTICS

YEAR	TEAM	G-S	TACK.	ASST.	TOTAL	FUM. REC.	QB SACK
1990	Buffalo	3-0	0	0	0	0	0
	Detroit	7-0	7	0	7	0	3
1991	Detroit	16-0	14	2	16	1	6
	Detroit	4-0	0	0	0	0	0
1992	Miami	7-0	1	0	1	0	0
3-YEAR TOTALS		37-0	22	2	24	1	9

NFL PLAYOFF STATISTICS

YEAR	TEAM	G-S	TACK.	ASST.	TOTAL	FUM. REC.	QB SACK
1991	Detroit	2-0	1	0	1	0	1
1992	Miami	2-0	1	0	1	0	1
PLAYOFF TOTALS		4-0	2	0	2	0	2

ADDITIONAL STATS

Special Teams Tackles: 1 in 1990

MARK INGRAM



5-11 188 #1
Wide Receiver
 Born: 8/23/65
 College: Michigan State '87
 Acquired: UFA (NYG), 1993
 NFL: Seventh Season
 Dolphins: First Season

PRO: 1992 - Joined Dolphins as unrestricted free agent on March 18, 1993, from N.Y. Giants . . . Played in 12 games with ten starts for Giants in 1992 . . . Caught 27 passes for 408 yards (15.1 yards per catch) with one touchdown and a long of 34 yards . . . Recorded a reception in 11 of 12 games . . . Opened season with four catches for 62 yards at San Francisco (9/6) . . . Registered four receptions for season-high 65 yards at L.A. Raiders (10/4) . . . Had season-long 34-yard reception among his two catches for 40 yards vs. Phoenix (10/11) . . . Registered five catches for 62 yards at L.A. Rams (10/18) . . . Suffered knee injury at Washington (11/1) . . . Placed on Injured Reserve on November 2 . . . Missed four games due to injury . . . Activated from IR on December 5 and returned to action on next day in reserve role vs. Washington (12/6) . . . Closed season with five catches for 63 yards and a touchdown at Philadelphia (12/27).

1991 - Started all 16 games . . . Recorded 51 catches for 824 yards (16.2 yards per catch) with three touchdowns and a long of 41 yards . . . Added eight kickoff returns for 125 yards (15.6 yards per return) with a long of 25 yards and eight punt returns for 49 yards (6.1 yards per return) with a long of 13 . . . Also threw an incomplete pass . . . Had most catches (51) and yards (824) in a season by a Giant wide receiver since Lionel Manuel had 65 receptions for 1,029 yards in 1988 . . . Caught at least one pass in 15 of 16 games and three or more catches in ten games . . . Opened season with six catches for 76 yards vs. San Francisco (9/2) . . . Had four receptions for 35 yards at Chicago (9/15) . . . Registered six catches for a career-high 142 yards with a long of 41 yards at Dallas (9/29) . . . Had three receptions for 64 yards with a 35-yard score vs. Dallas

(11/17) . . . Had career-high seven catches for 116 yards with a score at Cincinnati (12/1) . . . Caught an 18-yard touchdown among his six catches for 88 yards at Washington (12/15) . . . Closed season with one catch for 25 yards vs. Houston (12/21).

1990 - Key starter as Giants captured Super Bowl XXV title . . . Played in all 16 regular season games with 14 starts and started all three playoff contests . . . Closed regular season with 26 catches for 499 yards (19.2 yards per catch) with five touchdowns and a long of 57 yards . . . Added one rush for four yards and three kickoff returns for 42 yards (14.0 yards per return) with a long of 26 yards . . . Caught a pass in 14 of 16 regular season games . . . Opened season with one catch for a 41-yard touchdown vs. Philadelphia (9/9) . . . Had two catches for 27 yards and a score vs. Dallas (9/30) . . . Caught one pass for career-long 57-yard touchdown vs. Detroit (11/18) . . . Scored on a 15-yard touchdown reception at Philadelphia (11/25) . . . Exploded for four catches for 98 yards with a 44-yard touchdown at Phoenix (12/23) . . . Closed regular season with three catches for 42 yards at New England (12/30) . . .

PLAYOFFS - Had sensational playoffs as Giants won Super Bowl XXV . . . Started all three post-season games . . . Had 11 catches for 168 yards (15.3 yards per catch) with a long of 22 yards . . . Added one kickoff return for 18 yards . . . Caught one pass for 12 yards in NFC Divisional Playoff win vs. Chicago (1/13/91) . . . Led team with five receptions for 82 yards in NFC Championship win at San Francisco (1/20/91) . . . Caught five passes for 74 yards in Super Bowl XXV win over Buffalo (1/27/91) . . . Had big play in contest as he turned a short pass into a twisting 14-yard gain on a third-and-13 situation in the third quarter to register key first down as Giants scored go-ahead touchdown later in drive.

1989 - Played in all 16 regular season games with three starts and saw action in one playoff game . . . Finished season with 17 catches for 290 yards (17.1 yards per catch) with a long of 41 yards and a touchdown . . . Also returned 22 kickoffs for 332 yards (15.1 yards per return) and a long of 29 yards . . . Caught at least one pass in ten of 16 games . . . Opened season with one catch for six yards at Washington (9/11) . . . Recorded a string of three consecutive games with two catches . . . Had a pair of receptions for 26 yards at Philadelphia (10/8) . . . Made two catches for 30 yards vs. Washington (10/15) . . . Caught two passes for 28 yards at San Diego (10/22) . . . Registered three catches for 58 yards at L.A. Rams (11/12) . . . Recorded three catches for a season-high 83 yards with a 41-yard touchdown catch vs. Philadelphia (12/3) . . . Started final three games of regular season . . . Saw action in playoff loss vs. L.A. Rams and did not record a reception.

1988 - Had injury shortened season . . . Played in just seven games with four starts . . . Caught 13 passes for 158 yards (12.2 yards per catch) with a touchdown . . . Added eight kickoff returns for 129 yards (16.1 yards per return) with a long of 27 yards . . . Won starting job at wide receiver with strong training camp performance . . . Made first NFL start in season opener at Washington and responded with four catches for 48 yards . . . Registered four catches for 48 yards at San Francisco (9/11) . . . Caught two passes for 41 yards and a score vs. L.A. Rams (9/25) but suffered broken collarbone while making diving reception . . . Missed nine games on Injured Reserve . . . Activated from IR on December 4 and saw reserve play for final three games of season . . . Was held without a reception in return to action vs. Phoenix (12/5) . . . Caught one pass for six yards vs. Kansas City (12/11) . . . Closed season with two catches for 15 yards at N.Y. Jets (12/18).

1987 - Played in nine games as rookie . . . Caught two passes for 32 yards (16.0 yards per catch) with a long of 18 yards . . . Made NFL debut in reserve role at Chicago (9/14) . . . Made first NFL catch with 14-yard grab vs. Dallas (9/20) . . . Missed three games due to NFL players' strike . . . Was inactive for three straight games following strike . . . Returned to action at Philadelphia (11/15) . . . Had an 18-yard catch at Washington (11/29) . . . First-round draft choice (28th overall) of N.Y. Giants in 1987.

COLLEGE: Four-year letterman at Michigan State . . . Won All-Big 10 honors and honorable mention All-American honors as senior . . . Caught 35 passes for 672 yards and five touchdowns . . . Added 135 rushing yards and a 21.1 average on kickoff returns . . . Won MVP honors in Blue-Gray post-season game with nine receptions for 106 yards and a pair of scores . . . Holds B.A. in communications.

PERSONAL: Married to Shondra, couple resides in Spring, Texas . . . Starred at Northwestern High School in Flint, Mich . . . Earned all-state honors at quarterback . . . Posted outstanding 3.17 grade-point-average . . . Plans to pursue career in broadcasting or journalism following playing career . . . Full name is Mark V. Ingram, born August 23, 1965, in Rockford, Ill.

NFL REGULAR SEASON STATISTICS

YEAR	TEAM	G-S	NO.	YDS.	AVG.	LG	TD
1987	N.Y. Giants	9-0	2	32	16.0	18	0
1988	N.Y. Giants	7-4	13	158	12.2	32	1
1989	N.Y. Giants	16-3	17	290	17.1	41	1
1990	N.Y. Giants	16-14	26	499	19.2	57	5
1991	N.Y. Giants	16-16	51	824	16.2	41	3
1992	N.Y. Giants	12-10	27	408	15.1	34	1
6-YEAR TOTALS		76-47	136	2211	16.3	57	11

NFL PLAYOFF STATISTICS

YEAR	TEAM	G-S	NO.	YDS.	AVG.	LG	TD
1989	N.Y. Giants	1-0	0	0	0.0	0	0
1990	N.Y. Giants	3-3	11	168	15.3	22	0
PLAYOFF TOTALS		4-3	11	168	15.3	22	0

ADDITIONAL STATS

Rushing: 1 for 4 yards in 1990

Passing: 0 for 1 in 1991

Kickoff Returns: 6 for 114 yards, 19.0 avg., long 25 in 1987; 8 for 129 yards, 16.1 avg., long of 27 in 1988; 22 for 332 yards, 15.1 avg., long 29 in 1989; 3 for 42 yards, 14.0 avg., long 26 in 1990; 8 for 125 yards, 15.6 avg., long 25 in 1992 for total of 47 for 742 yards, 15.8 avg., long 29 (P-1 for 18 yards)

Punt Returns: 8 for 49 yards, 1 FC, 6.1 avg., long 13 in 1991

SINGLE-GAME HIGHS

Most Receptions:	7	at Cincinnati, 12/1/91
	6	vs. San Francisco, 9/2/91
	6	at Dallas, 9/29/91
	6	at Washington, 12/15/91
	5,	four times
Most Receiving Yards:	142	at Dallas, 9/29/91
	116	at Cincinnati, 12/1/91
	98	at Phoenix, 12/23/90
	88	at Washington, 12/15/91
Most TD Receptions:	83	vs. Philadelphia, 12/3/89
	1,	11 times
Longest Receptions:	57	vs. Detroit, 11/18/90
	44	at Phoenix, 12/23/90
	41	vs. Philadelphia, 12/3/89
	41	vs. Philadelphia, 9/9/90
	41	vs. Dallas, 9/29/91

RECEIVING BREAKDOWN

1992						CAREER						
GM	NO	YDS	AVG	LG	TD	GM	NO	YDS	AVG	LG	TD	
Buf.	-	-	-	-	-	1	1	7	7.0	7	0	
Ind/Bal.	-	-	-	-	-	1	0	0	0.0	0	0	
Mia.	-	-	-	-	-	1	1	27	27.0	27	0	
New E.	-	-	-	-	-	1	3	42	14.0	21	0	
NY Jets	-	-	-	-	-	2	2	15	7.5	12	0	
AFC East	-	-	-	-	-	6	7	91	13.0	27	0	
Cin.	-	-	-	-	-	1	7	116	16.6	22	1	
Cle.	-	-	-	-	-	1	1	9	9.0	9	0	
Hou.	-	-	-	-	-	1	1	25	25.0	25	0	
Pitt.	-	-	-	-	-	1	1	6	6.0	6	0	
AFC Cent.	-	-	-	-	-	4	10	156	15.6	2	1	
Den.	-	-	-	-	-	1	1	21	21.0	21	0	
K.C.	1	1	21	21.0	21	0	2	2	27	13.5	21	0
LA Raid.	1	4	65	16.3	27	0	2	4	65	16.3	27	0
San D.	-	-	-	-	-	1	2	28	14.0	19	0	
Sea.	1	1	22	22.0	22	0	2	1	22	22.0	22	0
AFC West	3	6	108	18.0	27	0	8	10	163	16.3	27	0
AFC Total	3	6	108	18.0	27	0	18	27	410	15.2	27	1
Dal.	1	1	21	21.0	21	0	9	15	297	19.8	35	2
NY Gia.	-	-	-	-	-	-	-	-	-	-	-	-
Phil.	1	5	63	12.6	16	1	9	18	325	18.1	41	4
Pho/StL.	2	3	55	18.3	34	0	10	15	271	18.1	44	1
Wash.	2	3	37	12.3	20	0	11	18	241	13.4	27	1
NFC East	6	12	176	14.7	34	1	39	66	1134	17.3	44	8
Chi.	1	0	0	0.0	0	0	3	4	35	8.8	19	0
Det.	-	-	-	-	-	-	2	2	63	31.5	57	1
Green B.	-	-	-	-	-	-	1	0	0	0.0	0	0
Minn.	-	-	-	-	-	-	2	2	19	9.5	15	0
Tampa B.	-	-	-	-	-	-	1	3	56	18.7	20	0
NFC Cent.	1	0	0	0.0	0	0	9	11	173	15.7	57	1
All.	-	-	-	-	-	-	-	-	-	-	-	-
LA Rams	1	5	62	12.4	18	0	5	15	257	17.1	20	1
New O.	-	-	-	-	-	-	1	0	0	0.0	0	0
San Fran.	1	4	62	15.5	21	0	4	17	237	13.9	21	0
NFC West	2	9	124	13.7	21	0	10	32	494	15.4	21	0
NFC Total	9	21	300	14.3	34	1	58	109	1801	16.5	57	10
Sept.	3	5	83	16.6	21	0	18	36	585	16.3	41	2
Oct.	4	12	189	15.8	34	0	20	35	535	15.3	22	3
Nov.	1	1	20	20.0	20	0	15	28	495	17.7	57	4
Dec.	4	9	116	12.9	21	1	23	37	596	16.1	44	2
Games 1-8	8	18	292	16.2	34	0	40	72	1156	16.1	41	5
Games 9-16	4	9	116	12.9	21	1	36	64	1055	16.5	57	6
Home	6	17	248	14.6	34	0	39	70	1201	17.2	57	6
Road	6	10	160	16.0	27	1	37	66	1010	15.3	44	5
Wins	5	5	103	20.6	34	0	45	74	1237	16.7	57	7
Losses	7	22	305	13.9	27	1	31	62	974	15.7	41	4
Ties	-	-	-	-	-	-	-	-	-	-	-	-
Grass	5	12	183	15.3	34	0	29	58	868	15.0	41	4
Turf	7	15	225	15.0	27	1	47	78	1343	17.2	57	7
1st Down	-	-	-	-	-	-	-	-	-	-	-	-
2nd Down	-	-	-	-	-	-	-	-	-	-	-	-
3rd Down	-	-	-	-	-	-	-	-	-	-	-	-
4th Down	-	-	-	-	-	-	-	-	-	-	-	-
1st Half	-	-	-	-	-	-	-	-	-	-	-	-
2nd Half	-	-	-	-	-	-	-	-	-	-	-	-
Overtime	-	-	-	-	-	-	-	-	-	-	-	-

KEITH JACKSON



6-2 250 #88
Tight End
Born: 4/19/65
College: Oklahoma '88
Acquired: UFA (Phi.), 1992
NFL: Sixth Season
Dolphins: Second Season

PRO: 1992 - Veteran tight end ranks among best at position in NFL . . . Signed by Dolphins as free agent on September 29, 1992 . . . Spent first four seasons with Philadelphia Eagles and was unsigned veteran entering 1992 season . . . Declared an unrestricted free agent by U.S. District Judge David Doty on September 24 . . . Played in 13 games with 11 starts in regular season and both playoff contests for Miami in 1992 . . . Recorded 48 catches for 594 yards (12.4 yards per catch) and five touchdowns . . . Ranked tied for second on Dolphins in receptions and was third in receiving yardage . . . Saw reserve action for first two games as Dolphin and then started each of final 11 regular-season games and both playoff contests . . . Tied or led Dolphins in receptions four times and in receiving yards four times . . . Finished first in receiving yards and touchdown receptions among AFC tight ends and third in receptions behind only Denver's Shannon Sharpe (53 catches) and New England's Marv Cook (52 catches) . . . Ranked high on Miami's all-time single season lists of most catches, most receiving yards, and most touchdown catches by a Dolphin tight end:

SINGLE SEASON DOLPHIN TIGHT END LEADERS					
CATCHES		YARDS		TD CATCHES	
B. Hardy.....	54 (1986)	K. JACKSON.....	594 (1969)	J. Mandich.....	6 (1974)
K. JACKSON.....	48 (1992)	L. Seiple.....	577 (1969)	K. JACKSON.....	5 (1992)
L. Seiple.....	41 (1969)	F. Edmunds.....	575 (1988)	L. Seiple.....	5 (1969)
B. Hardy.....	39 (1985)	F. Edmunds.....	446 (1990)	B. Hardy.....	5 (1986)
D. Johnson.....	34 (1984)	B. Hardy.....	430 (1986)	B. Hardy.....	5 (1984)

GAME HIGHLIGHTS: Made Dolphin debut in reserve role at Buffalo (10/4) but saw considerable playing time and recorded four catches for 64 yards and one touchdown . . . Had first start of season at tight end vs. New England (10/18) and registered four receptions for team-high 70 yards and two touchdowns . . . His two scores came on six and 11-yard touchdown passes from Dan Marino and marked Jackson's fifth multiple TD game and first such game time since November 11, 1980, at Atlanta as a member of the Eagles . . . Saw limited action vs. Indianapolis (10/25) because of a groin injury and had three catches for 26 yards . . . Tied for team lead in both receptions and receiving yardage with four catches for 74 yards and one touchdown with a season-long 42-yard reception at N.Y. Jets (11/1) . . . Led squad in both receptions and receiving yards with six catches for 69 yards and one touchdown, coming on a two-yard pass from Dan Marino at Indianapolis (11/8) . . . Was held without a catch for only time during season at New Orleans (11/29) . . . Led Dolphins in both receptions and receiving yardage with season-high seven catches for 63 yards at San Francisco (12/6) . . .

PLAYOFFS: Started both playoff games at tight end . . . Finished tied for team lead in receptions in the playoffs with nine catches and led Dolphins in reception yardage with 124 yards and added a pair of scores . . . Had four catches for 53 yards and two

touchdowns, coming on touchdown passes from Dan Marino of nine and 30 yards, in AFC Divisional Playoff win vs. San Diego (1/10/93) and 30 yards, in AFC Divisional Playoff win vs. San Diego (1/10/93) . . . Joined only three other Dolphin players to have two touchdowns Joined only three other Dolphin players to have two touchdowns Joined only three other Dolphin players to have two touchdowns

HONORS: Named as starter on the AFC team for the 1992 Pro Bowl . . . It marked Jackson's first selection to Pro Bowl as member of AFC squad after having been named as starter on NFC team on three occasions (1988-1990) as a member of the Philadelphia Eagles . . . Became first tight end in Dolphin history to be named as a starter on the AFC Pro Bowl team and is the second tight end in club history to be named to the Pro Bowl, joining Ferrell Edmunds, who was named as a reserve on the AFC Pro Bowl team in 1989 and 1990 . . . Became first tight end in Dolphin history to be voted by South Florida media as the team's Outstanding Receiver . . . Is first player other than one of the "Marks Brothers" — Mark Duper and Mark Clayton — to win the award since Duriel Harris was voted as the club's Outstanding Receiver in 1982 . . . Also was named first-team all-pro by The Sporting News, first-team all-AFC by United Press International and second-team All-NFL by Associated Press . . . Named NFL Tight End of the Year by the NFL Alumni.

AMONG TIGHT END LEADERS: Jackson has been the NFL's most productive tight end since joining the league as a first-round draft choice in 1988 . . . In his first five years in the league, his 290 catches and 3,350 yards and 25 touchdowns are the highest totals posted by an NFL tight end during the past five seasons:

NFL TIGHT ENDS, LAST FIVE YEARS (1988-92)

RECEPTIONS	YARDS	TOUCHDOWNS
K. JACKSON290	K. JACKSON.....3,350	K. JACKSON.....25
J. Novacek.....247	S. Jordan.....2,930	R. Holman.....21
S. Jordan.....223	J. Novacek.....2,745	J. Novacek.....19
P. Holohan.....192	R. Holman.....2,570	E. Green.....15
M. Cook.....188	B. Jones.....2,349	B. Jones.....15
		S. Jordan.....15

1991 — Started all 16 regular season games for Philadelphia in 1991 . . . Caught 48 passes for 569 yards with five touchdowns . . . Ranked first on Eagles with five touchdown receptions, second on team with 569 receiving yards and third on squad with 48 catches . . . Had at least one catch in 15 games and three or more receptions in eight games . . . Caught five passes for 31 yards vs. Phoenix (9/8) . . . Had eight catches for 81 yards against New Orleans (10/13) . . . Caught five passes for 88 yards vs. San Francisco (10/27) . . . Posted four receptions for 88 yards and recorded longest reception of his career with 73-yard touchdown reception against the Giants (11/4) . . . Recorded six catches for 76 yards and a touchdown at Cleveland (11/10) . . . Closed regular season with four receptions for 26 yards and a score against Washington (12/22).

1990 — Played and started 14 regular season games and one playoff contest . . . Recorded 50 receptions for 670 yards and six touchdowns . . . Finished second on team with 50 receptions and third on club with 670 receiving yards and six touchdown catches . . . Was selected as starting tight end for NFC Pro Bowl team for third consecutive season . . . Finished third in receptions among NFC tight ends behind only San Francisco's Brent Jones (59 catches) and Dallas' Jay Novacek (56 catches) . . . Missed first two games of season as hold-out while seeking contract extension . . . Saw first action of season at L.A. Rams (9/23) and caught four passes for 77 yards . . . Registered five receptions for 72 yards and a pair of scores vs. New England (11/4) . . . Recorded two touchdown receptions on four catches for 54 yards at Atlanta (11/18) . . . Had season high six receptions in back-to-back games at Buffalo (12/2) and at Miami (12/9) . . .

PLAYOFFS: Posted five receptions for 116 yards with a long of 66 yards in playoff loss against Washington.

1989 — Played in 14 games with 12 starts . . . Also started playoff contest . . . Caught 63 passes for 648 yards with three touchdowns and a long of 33 yards . . . Led all NFL tight end in receptions and receiving yards . . . Voted as starting tight end for NFC in Pro Bowl for second time in two-year NFL career . . . Was selected first team All-NFL (AP and The Sporting News) and first-team All-NFC (Pro Football Weekly, The Football News, and UPI) . . . Missed all or part of eight straight games from weeks 3-10 due to a series of nagging injuries (back, ankle, knee) . . . Exploded for 12 catches for 126 yards and three touchdowns at Washington . . . His third touchdown catch against the "Skins came with :52 seconds remaining and provided winning margin in 42-37 win . . . Suffered a badly bruised back against San Francisco (9/24), but still posted three catches for 25 yards . . . Caught six passes for 78 yards against Chicago (6/78) before back spasms ended game . . . Spent three days in hospital and was inactive for game against Giants (10/8) . . . Caught five passes for 97 yards at Giants (12/3) . . .

PLAYOFFS: Started playoff game against L.A. Rams and posted three catches for 47 yards.

1988 — Played in all 16 games with 15 starts as rookie . . . Caught 81 passes for 869 yards and six touchdowns . . . Led all NFL tight ends in receiving . . . His 81 catches set an Eagles' single-season record (later tied by Keith Byars in 1990) and was just two short of NFL rookie record by San Francisco's Earl Cooper in 1980 . . . Capped sensational rookie season by being selected as NFL Rookie of the Year (The Sporting News), NFC Rookie of the Year (UPI), a near unanimous first-team All-NFL choice and a starter in the Pro Bowl (the only rookie NFC starter) . . . Saw first action in reserve role at Tampa Bay (9/4) and responded with two catches for nine yards and a touchdown . . . Made first NFL start against Cincinnati (9/11) and posted season-high ten receptions for 76 yards and a touchdown . . . Caught nine passes for 62 yards against N.Y. Giants (10/10) . . . Had season-high 90 yards on six catches vs. Dallas (10/23) . . . Posted eight receptions for 85 yards at Pittsburgh (11/13) . . . Was held without a catch at Phoenix (12/10) . . . Closed regular season with seven receptions for 92 yards and a touchdown at Dallas (12/18) . . . First-round draft choice (13th overall) of Philadelphia in 1988 . . .

PLAYOFFS: Started playoff game at Chicago (12/31) and registered seven catches for 142 yards . . . His 142 yards in receptions remains his single game career high . . .

AMONG ALL-TIME NFL ROOKIE RECEIVERS: Jackson had one of the most productive seasons in the history of the NFL as a rookie tight end . . . Despite playing in run oriented Oklahoma program, Jackson exploded on the NFL scene with 81 receptions for 869 yards and six touchdowns . . . His 81 catches is the second-highest total in NFL history for rookies:

ALL-TIME NFL LEADING ROOKIE RECEIVERS

PLAYER	TEAM	ROOKIE SEASON	CATCHES
1. Earl Cooper	San Francisco	1980	83
2. KEITH JACKSON	PHILADELPHIA	1988	81
3. Bill Groman	Houston	1960	72
4. Jack Clancy	Miami	1967	67
Cris Collinsworth	Cincinnati	1981	67

COLLEGE: Four-year starter at Oklahoma . . . Had career statistics of 62 catches for 1,470 yards with 14 touchdowns . . . Also had 20 carries for 289 yards and four touchdowns . . . Was a consensus All-America and unanimous All-Big Eight Conference selection as a junior and senior . . . Also named as Academic All-Big Eight Conference . . . Led Sooners in receiving as senior (13 catches for 358 yards and four touchdowns) and junior (14-403-5) . . . Also added six carries for 98 yards and three scores as junior . . . Named

VESTEE JACKSON



6-0 186
Cornerback #**24**
Born: 8/14/63
College: Washington '86
Acquired: T (Chi.), 1991
NFL: Eighth Season
Dolphins: Third Season

PRO: 1992 – Veteran had consistent season before suffering knee injury . . . Played in 11 games with four starts . . . Finished season with 35 tackles (29 solo), three interceptions and nine passes defended . . . Also scored a touchdown on an interception return . . . Saw reserve action in first four games of season . . . Had seven tackles and one pass defended while seeing considerable action at Buffalo (10/4) . . . Made first start of season vs. Atlanta (10/11) as Dolphins opened in nickel package . . . Led team with season-high nine tackles and also intercepted a Chris Miller pass and returned it 30 yards for a touchdown . . . It was his second career touchdown with his other coming on a 45-yard INT return on Nov. 11, 1990, vs. Atlanta as a member of the Chicago Bears . . . Had three tackles and second interception of season at N.Y. Jets (11/1) . . . Recorded third interception of season at Indianapolis (11/8) . . . Suffered torn anterior cruciate ligament and cartilage in left knee in a start vs. Houston (11/22) . . . Placed on Injured Reserve on November 25 and missed remainder of season.

1991 – Acquired by Miami in trade with Chicago Bears on January 31, 1991, in exchange for linebacker/defense end Eric Kumerow . . . Started all 16 games for Miami in 1991 . . . Opened season as starter at right cornerback before being switched to left cornerback for final 11 games of season . . . Finished season with 63 tackles (55 solo), fumble recovery and a team-leading nine passes defended . . . His 63 tackles were the fourth-highest on team and second among defensive backs . . . Made Dolphin debut in season opener at Buffalo (9/1) and had five tackles and two passes defended . . . Had two tackles and added two passes defended at Detroit (9/15), with one of those passes defended coming on a Rodney Peete pass he tipped late in fourth quarter that was then intercepted by Shawn Lee and returned to Lions' three-yard line which gave Dolphins final chance to win game but were unable to score . . . Had six tackles and added a pass defended at N.Y. Jets (9/29) . . . Switched to left cornerback at New England (10/6) and responded with five tackles . . . Finished second on team with eight tackles vs. Buffalo (11/18) . . . Had one of his best games of season at Chicago (11/24) against former Bear teammates, finishing with season-high nine tackles and added a pass defended.

1990 – Played in all 16 games with eight starts for Chicago, Bears in '90 . . . Also started in both of team's playoff games . . . Finished season with 34 tackles (22 solo), one interception and ten passes defended . . . Added 10 tackles and a pass defended in playoffs . . . Saw reserve role for first seven weeks of season before stepping in when Donnell Woolford was injured at Phoenix (9/23) . . . Responded with season-high six tackles and three passes defended against Cardinals . . . Started next three weeks (at Tampa Bay, vs. Atlanta and at Denver) . . . Recorded only interception of season and returned ball for 45-yard touchdown vs. Atlanta (11/11) . . . Sprained right knee in first quarter at Washington (12/9) and missed remainder of game . . . Saw limited action at Detroit (12/16), but returned to

starting line-up for final three games of season . . . Recorded seven tackles and a pass defended against Giants in playoffs.

1989 – Played in all 16 games with 15 starts . . . Finished season with 74 tackles (44 solo), two interceptions, a fumble recovery and 12 passes defended . . . Had career-high 12 tackles in season opener vs. Cincinnati (9/10) . . . Registered nine tackles vs. Tampa Bay on November 19 . . . Recorded interceptions in back-to-back weeks at Minnesota (12/3) and vs. Detroit on Dec. 10.

1988 – Started all 16 regular-season games and two playoff contests . . . Finished season with 62 tackles (40 solo), eight interceptions and two fumbles forced . . . Added eight tackles, an interception and a fumble recovery in post-season . . . Ranked second in the NFL in interceptions . . . Recorded two INTs at Indianapolis (9/11) . . . Had 46-yard INT return and career-high five pass deflections vs. Tampa Bay . . . Named NFC Defensive Player of the Week after recording two interceptions, seven tackles and three passes defended at Washington (11/13) . . . Had career-long 51-yard INT return in playoff game vs. Washington (1/3).

1987 – Started all 12 non-strike games and one playoff game for Bears in '87 . . . Led all cornerbacks with 39 tackles (10 solo) and added an interception and two forced fumbles . . . Also registered a team-leading 12 pass deflections . . . Recorded only INT of season vs. Tampa Bay (9/20) . . . Had eight tackles vs. Seattle on December 20 . . . Came up with two tackles in playoff loss to Washington.

1986 – Played in all 16 games with eight starts as rookie . . . Also started playoff contest . . . Finished season with 38 tackles (24 solo), three interceptions and a fumble recovery . . . Recovered fumble on overtime kickoff that led to game-winning field goal vs. Eagles (9/14) . . . Recorded first NFL interception at Cincinnati (9/28) . . . Played in reserve role and on special teams before earning starting assignment at right cornerback in Week 9 vs. L.A. Rams (11/3) . . . Registered five tackles and an INT at Tampa Bay (11/9) . . . Racked-up six tackles and an INT at Dallas (12/21) . . . Registered only sack of season and caused a fumble in playoff game vs. Washington (1/3) . . . Second-round draft choice (55th overall) of Chicago in 1986.

COLLEGE: Four-year letterman at Univ. of Washington (1982-85) . . . Named All-Pac-10 as school's Most Valuable defensive back as senior . . . Finished third in school history with 13 career interceptions . . . Led team in fumble recoveries in each of his final three seasons . . . Returned two INTs for touchdowns as senior against USC (34 yards) and BYU (25 yards) . . . Had 66-yard interception for touchdown vs. Arizona in 1984 . . . Majored in geography.

PERSONAL: Single, resides in Chicago, Ill . . . Three-sport star at McLane High School in Fresno, Calif . . . Gained over 1,300 yards as senior to earn all league honors . . . Hobbies include golfing and fishing . . . Aspires to be a real estate developer . . . Full name is Vestee Jackson II, born August 14, 1963, in Fresno, Calif.



DOLPHIN FACT

The Dolphins owned a 4-0 record in 1992 in games decided by three points or less and a 6-1 record in games decided by seven points or less. In games decided by three points or less, Miami is 42-31-4 (.552) in the team's 27-year existence. Miami's record in games decided by seven or fewer points is 93-65-4 (.586).

NFL REGULAR SEASON STATISTICS

YEAR	TEAM	G-S	TACK.	ASST.	TOTAL	FUM. REC.	INT.	YDS.	LG	TD
1986	Chicago	16-8	24	14	38	1	3	0	0	0
1987	Chicago	12-12	19	20	39	0	1	0	0	0
1988	Chicago	16-16	40	22	62	0	8	94	46	0
1989	Chicago	16-15	44	30	74	1	2	16	16	0
1990	Chicago	16-8	22	12	34	0	1	45	45t	1
1991	Miami	16-16	55	8	63	1	0	0	0	0
1992	Miami	11-5	29	6	35	0	3	63	30t	1
2-YEAR TOTALS		103-80	233	112	345	3	18	218	46	2

NFL PLAYOFF STATISTICS

YEAR	TEAM	G-S	TACK.	ASST.	TOTAL	FUM. REC.	INT.	YDS.	LG	TD
1986	Chicago	1-1	3	2	5	0	0	0	0	0
1987	Chicago	1-1	2	0	2	0	0	0	0	0
1988	Chicago	2-2	0	8	8	1	1	51	51	0
1990	Chicago	2-2	6	4	10	0	0	0	0	0
PLAYOFF TOTALS		6-6	11	14	25	1	1	51	51	0

ADDITIONAL STATS

Forced Fumbles: 2 in 1987 (P-1)
 Passes Defended: 4 in 1986, 12 in 1987, 22 in 1988, 12 in 1989, 10 in 1990,
 9 in 1991, 9 in 1992 for total of 78 (P-7)
 Special Teams Tackles: 2 in 1992
 Touchdowns: 1 in 1990, 1 in 1992 for total of 2

CHUCK KLINGBEIL



6-1 295 #99
 Nose Tackle
 Born: 11/2/65
 College: Northern
 Michigan '88
 Acquired: FA, 1991
 NFL: Third Season
 Dolphins: Third Season

PRO: 1992 - Started 15 games and both playoff games at nose tackle . . . Finished with 66 tackles (42 solo), two half sacks and a pass defended . . . Had five tackles and one-half sack (shared with John Offerdahl) at Seattle (9/27) . . . Recorded season-high ten tackles vs. Indianapolis (10/25) . . . Saw limited action at N.Y. Jets (11/1) due to a knee injury . . . Missed contest at Indianapolis (11/8) as he was inactive due to a strained knee . . . Registered six tops vs. Buffalo (11/16) . . . Finished second on team with seven tackles at New Orleans (11/29) . . . Had seven tackles at New England (12/27) and a half-sack (shared with Larry Webster) of Patriot quarterback Jeff Carlson for an 11-yard loss . . . It was a crucial sack, coming with sixteen seconds left in the fourth quarter of a tie game (13-13), and moving the Patriots from the Dolphins' 28-yard line back to the 39-yard line and out of field goal range and the Dolphins went on win 16-13 in overtime . . . Finished third on team with 12 tackles in playoffs . . . Had two tackles in AFC Divisional playoff contest vs. San Diego (1/10/93) . . . Recorded 10 tackles in AFC Championship Game vs. Buffalo (1/17/93).

1991 - Played in 15 games with four starts . . . Finished with 17 tackles (15 solo), five sacks, two fumbles recovered, a forced

fumble and a pass defended . . . Saw reserve action for first eight games of season . . . Scored first career NFL touchdown vs. Green Bay (9/22) by recovering a Don Majkowski fumble in endzone to tie contest at 13-13 in fourth quarter . . . Dressed but did not play at Indianapolis (11/3) . . . Played reserve role for next three games . . . Saw extensive playing time at Chicago (11/24) following injury to regular nose tackle Alfred Oglesby, but did not have a tackle . . . Started last four games of season . . . He was the fifth Dolphin to start at nose tackle during '91 season (T.J. Turner, Shawn Lee, Brian Sochia and Oglesby were the others) . . . In those four starts he had 14 tackles and five sacks . . . Made first NFL start at nose tackle vs. Tampa Bay (12/1) and had five tackles and his first NFL sack . . . Had first multi-sack game of NFL career with a pair of sacks vs. Cincinnati (12/9) . . . Had second multi-sack game with two sacks and matched his season-high of five tackles in season-finale vs. N.Y. Jets (12/22).

1989-90 - Spent 1989 and '90 seasons with Saskatchewan Roughriders of Canadian Football League . . . Started all 18 regular-season games and one playoff contest in 1990 . . . Recorded 34 tackles, seven sacks and a fumble recovery . . . Added four tackles in playoff contest . . . Suffered pulled rib in '89 training camp . . . Saw action in five regular-season games and two playoff contests as Roughriders won Grey Cup (CFL's championship contest) in 1989 . . . Named Defensive MVP of Grey Cup with two tackles and a pair of sacks to help key Saskatchewan's 43-40 win over Hamilton . . . Recorded 15 tackles and a sack during '89 regular season . . . Was not drafted by any NFL club . . . Joined Roughriders as free agent in March, 1989.

COLLEGE: Four-year letterman at Northern Michigan (1985-88) . . . Redshirted as freshman in 1984 . . . Selected as All-Conference as junior . . . Earned team's Outstanding Defensive Lineman award following sophomore, junior and senior seasons.

PERSONAL: Married to Doreen, couple reside in Miami Lakes, Fla . . . Attended Houghton (Mich.) High School . . . Named All-State in football, hockey and track and field in high school . . . Full name is Charles E. Klingbeil, born November 2, 1965, in Houghton, Michigan.

NFL REGULAR SEASON STATISTICS

YEAR	TEAM	G-S	TACK.	ASST.	TOTAL	FUM. REC.	QB SACK
1991	Miami	15-4	15	2	17	2	5
1992	Miami	15-15	42	24	66	0	1
2-YEAR TOTALS		30-19	57	26	83	2	6

NFL PLAYOFF STATISTICS

YEAR	TEAM	G-S	TACK.	ASST.	TOTAL	FUM. REC.	QB SACK
1992	Miami	2-2	6	6	12	0	0

ADDITIONAL STATS

Forced Fumbles: 1 in 1991
 Passes Defended: 1 in 1991, 1 in 1992 for total of 2
 Defensive Touchdowns: 1 in 1991



DOLPHIN FACT

In the 27-year history of the Dolphins, Miami owns a 19-7 (.731) record at home in regular-season games against teams which play their home games in a domed stadium. Miami will play host to Indianapolis (Hoosier Dome) in '93.

DARRELL MALONE



5-10 182 # **47**
Cornerback
Born: 11/23/67
College: Jacksonville St. '91
Acquired: FA, 1992
NFL: Second Season
Dolphins: Second Season

PRO: 1992 - Young cornerback . . . Played in total of nine games in 1992 (five with Kansas City and four with Dolphins) and one playoff contest . . . Opened season with Chiefs . . . Saw action in five games with Kansas City and had three tackles (all solo) . . . Waived by Chiefs on November 7 . . . Signed by Dolphins to practice squad on November 25 . . . Activated from practice squad on December 5 . . . Had one tackle with Miami . . . Saw first action with Dolphins at San Francisco (12/6) . . . Recorded only tackle of season vs. L.A. Raiders (12/14) . . . Placed on inactive list for AFC Divisional Playoff game vs. San Diego (1/10/93) . . . Saw action in AFC Championship game vs. Buffalo (1/17/93).

1991 - Spent part of season on practice squad of Kansas City Chiefs . . . Waived by Chiefs in training camp . . . Sixth-round draft choice (162nd overall) of Kansas City in 1991.

COLLEGE: Four-year starter at Jacksonville State . . . Played cornerback and also was a standout kickoff returner . . . Named as a two-time All-Gulf South Conference first team pick . . . Holds school's all-time record with 1,323 kickoff return yards . . . Recorded 13 interceptions which is tied for third-most in school history . . . Had interception returns for touchdowns and all were over 60 yards . . . All-Gulf South Conference first team choice as a senior by compiling 91 tackles and three interceptions . . . Returned two of interceptions for scores . . . Finished junior year with 81 stops, four interceptions, and two fumble recoveries . . . Majored in marketing.

PERSONAL: Married to Denise, couple resides in Arlington, Texas . . . Named all-state, all-county and team MVP as a senior at Jacksonville (Ala.) High School . . . Excelled as a running back, defensive back and return specialist . . . Rushed for over 1,000 yards as a senior . . . Also participated in basketball and track . . . Enjoys fishing . . . Full name is Darrell Kenyatta Malone, born November 23, 1967, in Jacksonville, Ala.


NFL REGULAR SEASON STATISTICS

YEAR	TEAM	G-S	TACK.	ASST.	TOTAL	FUM. REC.	INT.	YDS.	LG
1992	Kansas City	5-0	3	0	3	0	0	0	0
	Miami	4-0	1	0	1	0	0	0	0

NFL PLAYOFF STATISTICS

YEAR	TEAM	G-S	TACK.	ASST.	TOTAL	FUM. REC.	INT.	YDS.	LG
1992	Miami	1-0	1	0	1	0	0	0	0

DAN MARINO



6-4 224 # **13**
Quarterback
Born: 9/15/61
College: Pittsburgh '83
Acquired: D1, 1983
NFL: 11th Season
Dolphins: 11th Season

PRO: 1992 - Entering his 11th season, Marino ranks among the NFL's all-time top ranked passers . . . Was signed to a five-year contract extension (taking effect after his contact expired at the end of the 1991 season) on August 20, 1991 . . . In 1992 he started all 16 games and was 330-554 (59.6%) for 4,116 yards, 24 touchdowns, 16 interceptions, and 28 sacks for a rating of 85.1 . . . In his ten-year career, Marino has played 151 games (149 starts) and is 3128-5284 for 39,502 yards, 290 touchdowns, and 165 interceptions for a 87.8 passing efficiency rating, which ranks third among the all-time passing leaders . . . He reached the NFL minimum (1,500 career attempts) mark to qualify for rating during the 1986 campaign . . . Marino holds 28 Dolphin team records (tied for four others) and 18 NFL records (tied for seven others) . . . Did not require off-season surgery following the 1992 season, the fifth time in his career that his off-season was surgery-free (after the 1992, 1990, 1989, 1988 and 1986 seasons) . . . His last surgery was arthroscopic surgery (performed by Dr. Dan Kanel) to repair loose cartilage in his left knee on December 26, 1991 . . . It was the fifth time he underwent surgery on that knee since he joined the Dolphins, with the other operations occurring on March 8, 1988 (after the 1987 season), Feb. 7, 1986 (after the 1985 season), April 3, 1985 (after the 1984 season), and on Jan. 6, 1984 (after the 1983 season) . . .

RECORD WHEN MARINO'S . . .

(Regular Season)

Thrown 0 Touchdowns:	6-14	Rushed for a Touchdown:	5-1
Thrown 1 Touchdown:	28-15	Not Been Intercepted:	38-14
Thrown 2 Touchdowns:	27-13	Been Intercepted:	55-44
Thrown 3 Touchdowns:	19-12	Played on Grass:	65-31
Thrown 4 Touchdowns:	10-2	Played on Turf:	28-27
Thrown 5 Touchdowns:	3-1	Played in Domes:	10-8
Thrown 6 Touchdowns:	0-1	Played on Monday Night:	12-9
Thrown at least 1 TD:	87-44	Played on Sunday Night:	6-1
Not Been Sacked:	43-22	Played in Prime Time:	19-10
Been Sacked:	50-36		

AMONG NFL LEADERS: In 1992, Marino finished second in the AFC (behind Warren Moon's rating of 89.3) and seventh in the NFL in passing with a rating of 85.1 . . . He was first in the AFC and the NFL in pass attempts (554), first in the AFC and the NFL in completions (330), first in the AFC and the NFL in passing yards (4,116), and was first in the AFC and second in the NFL in touchdown passes (24) . . . With a career passing efficiency rating of 87.8, Marino currently ranks third on the all-time list of passers, behind only Kansas City's Joe Montana, who has a career rating of 93.5, and the 49ers' Steve Young, who has a career rating of 90.4 . . . Buffalo's Jim Kelly is fourth with a career rating of 86.9, while Washington's Mark Rypien is fifth with a rating of 84.3 . . . Marino also ranks in various categories among the league's overall active quarterback leaders in his ten seasons (1983-92) in the NFL:

TOP TEN NFL ALL-TIME LEADING PASSERS

PLAYER	YRS.	ATT.	COMP.	PCT.	YDS.	TD	INT.	RATING
Joe Montana	13	4600	2929	63.7	35,124	244	123	93.5
Steve Young	8	1506	908	60.3	11,877	76	42	90.4
DAN MARINO	10	5284	3128	59.2	39,502	290	165	87.8
Jim Kelly	7	3024	1824	60.3	23,031	161	108	86.9
Mark Rypien	5	1888	1078	57.1	14,414	97	65	84.3
Roger Staubach	11	2958	1685	57.0	22,700	153	109	83.4
Neil Lomax	8	3153	1817	57.6	22,771	136	90	82.7
Sonny Jurgensen	18	4262	2433	57.1	32,224	255	189	82.6
Len Dawson	19	3741	2136	57.1	28,771	239	183	82.6
Dave Krieg	13	3989	2326	58.3	29,247	210	160	82.1
Ken Anderson	16	4475	2654	59.3	32,838	197	160	81.9

TOP TEN NFL ACTIVE PASSERS

PASSES		COMPLETIONS	
DAN MARINO	5,284 (10)	DAN MARINO	3,128 (10)
Steve DeBerg	4,738 (15)	Joe Montana	2,929 (13)
Joe Montana	4,600 (13)	Steve DeBerg	2,438 (15)
John Elway	4,339 (10)	John Elway	2,375 (10)
Phil Simms	4,247 (13)	Phil Simms	2,352 (13)
Warren Moon	4,026 (9)	Warren Moon	2,329 (9)
Dave Krieg	3,989 (13)	Dave Krieg	2,326 (13)
Ken O'Brien	3,465 (10)	Ken O'Brien	2,039 (10)
Boomer Esiason	3,378 (9)	Boomer Esiason	1,897 (9)
Bernie Kosar	3,102 (8)	Jim Kelly	1,824 (7)

PASSING YARDAGE		TD PASSES	
DAN MARINO	39,502 (10)	DAN MARINO	290 (10)
Joe Montana	35,124 (13)	Joe Montana	244 (13)
Steve DeBerg	32,155 (15)	Dave Krieg	210 (13)
Phil Simms	30,424 (13)	Steve DeBerg	186 (15)
John Elway	30,216 (10)	Phil Simms	184 (13)
Warren Moon	30,200 (9)	Warren Moon	175 (9)
Dave Krieg	29,247 (13)	Boomer Esiason	174 (9)
Boomer Esiason	25,671 (9)	John Elway	158 (10)
Ken O'Brien	24,416 (10)	Jim Kelly	161 (7)
Jim Kelly	23,031 (7)	Jim Everett	134 (7)

TOP FIVE NFL LEADERS, LAST TEN SEASONS (1983-92)

PASSES		COMPLETIONS	
DAN MARINO, MIA	5,284	DAN MARINO, MIA	3,128
John Elway, Den	4,339	Joe Montana, K.C.	2,415
Warren Moon, Hou	4,026	John Elway, Den	2,375
Dave Krieg, K.C.	3,797	Warren Moon, Hou	2,329
Joe Montana, K.C.	3,470	Dave Krieg, K.C.	2,213

PASSING YARDAGE		TD PASSES	
DAN MARINO, MIA	39,502	DAN MARINO, MIA	290
John Elway, Den	30,216	Dave Krieg, K.C.	201
Warren Moon, Hou	30,200	Joe Montana, K.C.	192
Dave Krieg, K.C.	27,903	Warren Moon, Hou	175
Joe Montana, K.C.	27,055	Boomer Esiason, Jets	174

In his career, with 5,284 attempts, Marino ranks third among the NFL's All-Time leaders in pass attempts (Dan Fouts is second with 5,604 attempts while Fran Tarkenton is first with 6,467 attempts) . . . With 3,128 pass completions, Marino ranks third in completions (Fouts is second with 3,297 completions, while Tarkenton is first with 3,686 completions) . . . With 39,502 yards passing Marino is in fourth place in the NFL's all-time Top Twenty list of total yards passing (Johnny Unitas is third with 40,239 passing yards) . . . With 290 touchdown

passes. Marino is tied with Unitas for second on the all-time TD list, trailing only Tarkenton (342) . . .

ATTEMPTS AND COMPLETIONS: Marino's 554 pass attempts in 1992 were the most in the NFL, ahead of Washington's Mark Rypien (479) . . . It marked the fourth time in his NFL career that Marino led the NFL in pass attempts during a season; he also posted league leading totals in pass attempts in 1984, 1986, and 1988 as well as 1992 . . . Marino tied the NFL record for most seasons leading the league in pass attempts (four) with Sammy Baugh (1937, 1943, 1947-48), Johnny Unitas (1957, 1959-61), and George Blanda (1953, 1963-65) . . . Marino's 330 pass completions were the most in the NFL in 1992 as well, ahead of Dallas' Troy Aikman (302) . . . It marked the fifth time in his NFL career that Marino led the NFL in pass completions, having done so in 1984-86 and 1988 as well as 1992 . . . Marino tied the NFL record for most seasons leading the league in pass completions (five) with Sammy Baugh (1937, 1943, 1945, 1947-48) . . . On Nov. 16, 1992 vs. Buffalo, Marino completed the 3,000th pass of his career, joining Dan Fout (3,297) and Fran Tarkenton (3,686) as the only quarterbacks to complete 3,000 passes . . . Marino now has 3,128 pass completions . . . On Nov. 16, 1992 vs. Buffalo, Marino opened the game by completing his first 11 pass attempts, and coupled with his four consecutive completions at the end of his previous contest, on Nov. 8th at Indianapolis, his 15 straight completions set a new personal high as well as a new Dolphin team record for most consecutive completions . . . The previous Dolphin record was 13 straight completions, set by Earl Morrall on December 1, 1975 against New England:

MIAMI DOLPHINS CONSECUTIVE COMPLETIONS HIGHS

NAME	DATE	OPPONENT	CONSECUTIVE COMPLETIONS
DAN MARINO	11/8/92-11/16/92	INDIANAPOLIS/BUFFALO	15
Earl Morrall	12/1/75	New England	13
Don Strock	1/2/82	San Diego	12
DAN MARINO	1/5/91-1/12/91*	KANSAS CITY/BUFFALO	11

* playoff games

Marino has suffered just 17 sub-50 percent completion percentage games in his 151 regular season games (149 starts), including one in 1992 (on Nov. 22nd vs. Houston) and the Dolphins are 6-11 in those games, including 1-0 in 1992 . . . Including playoffs, has completed less than half his passes 19 times in 161 games (159 starts), including a playoff game in 1992 (on Jan. 17th vs. Buffalo) and the Dolphins are 6-13 in those games . . .

YARDAGE: Marino's 39,502 yards passing ranks fourth on the NFL all-time career passing yardage list and he needs 738 yards to move past Johnny Unitas into third place:

NFL CAREER PASSING YARDAGE LEADERS

1. Fran Tarkenton	47,003 (18)	11. John Brodie	31,548 (16)
2. Dan Fouts	43,040 (15)	12. Norm Snead	30,797 (16)
3. Johnny Unitas	40,239 (18)	*13. Phil Simms	30,424 (13)
*4. DAN MARINO	39,502 (10)	*14. John Elway	30,219 (10)
*5. Joe Montana	35,124 (14)	*15. Warren Moon	30,200 (9)
6. Jim Hart	34,665 (18)	16. Joe Ferguson	29,817 (17)
7. John Hadl	33,503 (16)	17. Roman Gabriel	29,444 (16)
8. Ken Anderson	32,838 (16)	18. Len Dawson	28,711 (19)
9. Sonny Jurgensen	32,224 (18)	19. Y.A. Tittle	28,339 (15)
*10. Steve DeBerg	32,165 (15)	20. Ron Jaworski	28,190 (15)

() - number of years played * - active players

With 39,502 career passing yards, Marino needs only 498 yards passing to become the fourth quarterback in NFL history to record 40,000 yards passing, and he would reach that milestone faster than any quarterback in NFL history:

GAMES NEEDED FOR 40,000 PASSING YARDS

NAME	FIRST SEASON	BORN	DATE TO REACH 40,000 YARDS	GAMES TO REACH 40,000 YARDS	CAREER PASSING YARDS
DAN MARINO*	1983	9/5/61	—	151+	39,502
Dan Fouts	1973	6/10/51	12/7/86	168	43,040
Johnny Unitas	1956	5/7/33	9/30/73	210	40,239
Fran Tarkenton	1961	2/3/40	10/24/76	214	47,003

* active players

listed below is a list of the receivers who have caught Marino's passes and their reception yards:

MARINO'S 39,502 CAREER YARDS BY RECEIVER

(41 different individuals)

Mark Duper	492-8475	Ron Davenport	91- 796	Aaron Craver	7- 63
Mark Clayton	538-8468	Joe Rose	52- 765	Robert Clark	3- 59
Jim Jensen	217-2051	Keith Jackson	48- 594	Joe Carter	10- 59
Tony Nathan	222-2046	Bobby Humphrey	54- 507	Duriel Harris	6- 54
Lat Moore	153-2046	Scott Schwedes	16- 326	Mike Williams	3- 43
Bruce Hardy	167-1565	Andre Brown	19- 312	Scott Miller	3- 38
Fred Banks	97-1518	Sammie Smith	32- 310	James Saxton	4- 27
Ferrell Edmunds	112-1517	Greg Baty	23- 288	David Overstreet	4- 26
Troy Stradford	157-1362	Woody Bennett	30- 236	Garrett Limbrick	4- 23
Tony Martin	84-1304	Mark Higgs	27- 222	Charles Henry	2- 17
Tony Paige	140-1115	Jimmy Cefalo	17- 177	Brian Kinchen	2- 15
Lorenzo Hampton	121- 938	Tom Brown	14- 123	Keith Sims	1- 9
James Pruitt	56- 918	Vince Heflin	6- 98	Nuu Faaola	1- 8
Dan Johnson	82- 901	Marc Logan	11- 83		

Marino threw for 4,116 yards in 1992, the fifth season he has thrown for 4,000 or more yards, extending his own NFL record for most seasons passing for 4,000 yards. . . . Marino is the only quarterback in NFL history to have five 4,000-yard seasons (1984-86, 1988, 1992). . . . Dan Fouts (three, 1979-81) and Warren Moon (two, 1990-91) are the only other QBs to have multiple 4,000-yard seasons. . . . Along with Fouts he is the only other QB to pass for 4,000 yards in three straight seasons (1984-86). . . . His five 4,000-yard seasons and his 3,997-yards passing year in 1989 account for six of the 20 leading single season passing yardage totals in NFL history:

NFL SINGLE SEASON PASSING YARDAGE LEADERS

YEAR	PLAYER	YARDS	YEAR	PLAYER	YARDS
1. 1984	DAN MARINO, MIA.	5,084	11. 1989	Don Majkowski, G.B.	4,318
2. 1981	Dan Fouts, S.D.	4,802	12. 1989	Jim Everett, Rams	4,310
3. 1986	DAN MARINO, MIA.	4,746	13. 1985	DAN MARINO, MIA.	4,137
4. 1980	Dan Fouts, S.D.	4,715	14. 1980	Brian Sipe, Cle.	4,132
5. 1991	Warren Moon, Hou.	4,690	15. 1992	DAN MARINO, MIA.	4,116
6. 1990	Warren Moon, Hou.	4,689	16. 1986	Jay Schroeder, Was.	4,109
7. 1984	Neil Lomax, St.L.	4,614	17. 1979	Dan Fouts, S.D.	4,082
8. 1983	Lynn Dickey, G.B.	4,458	18. 1984	Phil Simms, N.Y.G.	4,044
9. 1988	DAN MARINO, MIA.	4,434	19. 1967	Joe Namath, N.Y.J.	4,007
10. 1983	Bill Kenney, K.C.	4,348	20. 1989	DAN MARINO, MIA.	3,997

On Nov. 22, 1992 vs. Houston, Marino went over 3,000 yards passing for the season, his ninth 3,000-yard season (1984-92) in only ten years, extending his NFL record for most 3,000 yard passing seasons. . . . He set the record for most 3,000 yard seasons in 1991, his eighth year of passing for 3,000 or more yards. . . . Before setting that NFL record, he had been tied with Joe Montana (1981, 1983-85, 1987, 1989-90) for the previous record of seven 3,000-yard seasons:

NFL LEADERS, MOST 3,000 YARD PASSING SEASONS

NAME	YEARS WITH 3,000 YARDS	SEASONS WITH 3,000 YARDS	NFL SEASONS	CAREER PASS YARDS
DAN MARINO	9	1984-92	10	39,502
Joe Montana	7	1981, 83-85, 87, 89-90	12	35,124
John Elway	7	1985-91	10	30,219
Dan Fouts	6	1979-81, 84-86	15	43,040
Boomer Esiason	6	1985-90	9	25,671

154

In addition, in that Oiler contest on Nov. 22, 1992, Marino also extended his own NFL record for most consecutive 3,000 yard seasons to nine seasons (1984-92). . . . Marino's 4,116 passing yards were the most in the NFL in 1992, ahead of Buffalo's Jim Kelly (3,457 passing yards). . . . It marked the fifth time in his NFL career that Marino led the NFL in passing yards during a season, having accomplished that feat in 1984-86 and 1988 as well as 1992. . . . Marino tied the NFL record for most seasons leading the league in passing yardage (five) with Sonny Jurgensen (1961-62, 1966-67, 1969). . . . Marino did not throw for 400 or more yards in any game in 1992. . . . Marino has ten career 400-yard games, one of his many other NFL records, and the Dolphins are 6-4 in those ten games. . . . Marino had three 300-yard games in 1992, on November 16th vs. Buffalo (321 yards), October 25th vs. Indianapolis (355 yards) and on September 14th at Cleveland (322 yards) and the Dolphins were 1-2 in those contests. . . . He has 44 career regular season 300-yard games (47, including playoffs), trailing only Dan Fouts' career total of 51 300-yard games, and the Dolphins are 28-16 in those 44 career 300-yard games (29-18 overall, including playoffs). . . . Owns nine of top ten and 35 of top 40 passing yardage games in Dolphin history as well as 47 of the 55 300-yard passing games in club history. . . .

TOUCHDOWN PASSES: Marino cracked the NFL's all-time Top Twenty for career touchdown passes in 1988. . . . Marino's two touchdown passes on Dec. 20, 1992 vs. the N.Y. Jets gave him 290 touchdown passes for his career, tying him with Johnny Unitas for second place on the all-time TD list. . . . He trails only Fran Tarkenton (342) on the all-time list:

NFL LEADERS, CAREER TOUCHDOWN PASSES

1. Fran Tarkenton	342 (18)	11. Terry Bradshaw	212 (14)
*2. DAN MARINO	290 (10)	Y.A. Tittle	212 (15)
Johnny Unitas	290 (18)	*13. Dave Krieg	210 (13)
4. Sonny Jurgensen	255 (18)	14. Jim Hart	209 (18)
5. Dan Fouts	254 (15)	15. Roman Gabriel	201 (16)
*6. Joe Montana	244 (14)	16. Ken Anderson	197 (16)
John Hadl	244 (16)	17. Bobby Layne	196 (15)
8. Len Dawson	239 (19)	Norm Snead	196 (16)
9. George Blanda	236 (26)	Joe Ferguson	196 (17)
10. John Brodie	214 (16)	20. Ken Stabler	194 (15)

() - number of years played * active players

Of all the quarterbacks in the Top 20, Marino has played the fewest number of years. . . . Through his first ten seasons, Marino has averaged 29.0 touchdown passes per season and 1.92 TD passes per game. . . . At his current per-game pace, Marino would become the NFL's all-time TD pass leader with 343 TD passes in the 12th game of the 1994 season, just ahead of all-time leader Fran Tarkenton (342). . . . With 290 touchdown passes, Marino needs only ten more TD passes to become the second quarterback in NFL history to throw for 300 or more touchdowns, joining Fran Tarkenton (342). . . . Marino will reach that milestone faster than Tarkenton:

GAMES NEEDED FOR 300 TD PASSES

NAME	FIRST SEASON	BORN	DATE TO REACH 300 TD	GAMES TO REACH 300 TD	PASSES TO REACH 300 TD	CAREER TD PASSES
DAN MARINO*	1983	9/5/61	—	151+	5,284+	290
Fran Tarkenton	1961	2/3/40	11/14/76	217	5,484	342

* active players

Marino and the "Marks Brothers", Mark Duper and former Dolphin receiver Mark Clayton, have combined for the first and fourth (tied) most prolific quarterback to wide receiver scoring combinations in NFL history. . . . Marino and Clayton combined for 79 touchdown passes, the highest scoring duo in league history, surpassing other famous quarterback-to-receiver combinations such as Baltimore's Johnny Unitas to Raymond Berry (63 touchdowns), San Francisco's Joe Montana to Jerry Rice (55 touchdowns), Buffalo's Jim Kelly to Andre Reed (46 touchdowns), Seattle's Jim Zorn to Steve Largent (43 touchdowns), and the Jets' Joe Namath to Don Maynard (42

155

touchdowns), while the Marino-to-Duper combination, with 55 touchdowns, ranks tied for fourth:

NFL ALL-TIME TOP QUARTERBACK-TO-RECEIVER SCORING COMBINATIONS

QUARTERBACK	RECEIVER	TEAM	SEASONS TOGETHER	TOUCHDOWNS
1. DAN MARINO	MARK CLAYTON	MIAMI	1983-92	79
2. John Unitas	Raymond Berry	Balt.	1955-67	63
3. John Hadl	Lance Alworth	S.D.	1962-70	56
4. DAN MARINO	MARK DUPER	MIAMI	1983-current	55
Joe Montana	Jerry Rice	S.F.	1985-92	55
6. Sonny Jurgensen	Charley Taylor	Wash.	1964-74	53
7. Ken Anderson	Isaac Curtis	Cin.	1973-84	51

MARINO'S 290 CAREER TOUCHDOWN PASSES

BY TARGETS

(26 different individuals)

Mark Clayton.....	79	Keith Jackson.....	5
Mark Duper.....	55	Tony Nathan.....	5
Nat Moore.....	24	Andre Brown.....	4
Jim Jensen.....	19	Ron Davenport.....	4
Bruce Hardy.....	16	Woody Bennett.....	2
Dan Johnson.....	14	Jimmy Cefalo.....	2
Ferrell Edmunds.....	9	Scott Schwedes.....	2
Fred Banks.....	8	Troy Stradford.....	2
James Pruitt.....	8	Greg Baty.....	2
Joe Rose.....	8	Bobby Humphrey.....	1
Tony Paige.....	6	Sammy Smith.....	1
Tony Martin.....	6	David Overstreet.....	1
Lorenzo Hampton.....	6	Vince Heflin.....	1

BY QUARTERS

FIRST: 52 SECOND: 101 THIRD: 72 FOURTH: 64 OVERTIME: 1

BY LENGTH

LENGTH	1992	1991	1990	1989	1988	1987	1986	1985	1984	1983	TOTAL
1-9 Yards	9	12	7	9	14	11	19	12	18	7	118
10-19 Yards	4	6	6	7	4	5	6	7	13	5	63
20-29 Yards	2	2	2	1	5	5	9	4	5	4	39
30-39 Yards	4	3	4	1	3	2	3	1	5	0	26
40-49 Yards	3	2	0	3	1	1	3	2	2	1	18
50-59 Yards	1	0	1	0	0	2	1	1	0	0	6
60-69 Yards	1	0	1	2	0	0	2	3	3	2	14
70-79 Yards	0	0	0	1	0	0	0	0	1	0	2
80-89 Yards	0	0	0	0	1	0	1	0	1	1	4
90-99 Yards	0	0	0	0	0	0	0	0	0	0	0
TOTALS	24	25	21	24	28	26	44	30	48	20	290

BY STADIUM

Joe Robbie.....	83	Cleveland.....	5	Texas.....	2
Orange Bowl.....	68	Superdome.....	5	Silverdome.....	2
Giants.....	20	Mile High.....	3	Candlestick.....	2
Rich.....	18	Veterans.....	3	Tampa.....	2
Foxboro.....	16	Shea.....	3	Soldier.....	2
Hoosier Dome.....	15	L.A. Coliseum.....	3	Riverfront.....	1
Jack Murphy.....	8	Arrowhead.....	3	Astrodome.....	1
RFK.....	6	Three Rivers.....	3	Kingdome.....	1
Lambeau.....	5	Busch.....	3		
Anaheim.....	5	Memorial.....	2		

NOTE: Dan Marino has thrown at least one regular season touchdown pass in every current NFL stadium which he has visited . . . Marino has not played a regular season game at the Georgia Dome (or Fulton County Stadium), the Metrodome, or Sun Devil Stadium . . . In addition, in post-season play, he has 12 TD passes in the Orange Bowl, six at Joe Robbie Stadium, three at Rich Stadium, and one TD pass at Stanford Stadium.

Marino threw at least one touchdown pass in 13 of his 16 regular season games in 1992, as well as in both playoff contests and now has thrown at least one TD in 131 of his 151 regular-season games (141 of 161 overall) and 99 of his last 115, as well as in each of his ten playoff games:

MARINO'S GAMES WITH AT LEAST ONE TD PASS

YEAR	REGULAR SEASON	PLAYOFFS	OVERALL
1983	10 of 11	1 of 1	11 of 12
1984	16 of 16	3 of 3	19 of 19
1985	13 of 16	2 of 2	15 of 18
1986	16 of 16	—	16 of 16
1987	11 of 12	—	11 of 12
1988	13 of 16	—	13 of 16
1989	12 of 16	—	12 of 16
1990	14 of 16	2 of 2	16 of 18
1991	13 of 16	—	13 of 16
1992	13 of 16	2 of 2	15 of 18
TOTALS	131 of 151	10 of 10	141 of 161

Overall in Marino's career, the Dolphins won only six of the 20 regular season games in which Marino failed to throw a touchdown pass, with two victories coming in 1992 (Dec. 27th at New England and Oct. 11th vs. Atlanta), one in 1991 (September 22nd vs. Green Bay), one in 1990 (Oct. 18th vs. New England), and the other two coming in 1989 (Oct. 15th at Cincinnati and December 10th vs. New England) . . . The three games in 1992 where Marino failed to throw a touchdown pass came in a 16-13 win on Dec. 27th at New England, a 27-3 loss on Dec. 6th at San Francisco and a 21-17 win on Oct. 18th vs. Atlanta . . . Marino has 17 career games passing for four or more touchdowns, including one in 1992, when he passed for four scores on October 18th against the New England Patriots, and he is 13-4 in those 17 contests . . . His four TD passes in that Patriots game tied him with Johnny Unitas' NFL record of 17 career four-touchdown passing games . . . It was his first four-TD game since he threw four touchdown passes on December 12, 1988 against the Cleveland Browns . . . Marino holds the NFL record for most consecutive games with four or more touchdown passes (four in 1984) . . . In addition to his four TD passes against the Patriots, Marino threw for three touchdown passes one other time in 1992, on October 4th at Buffalo . . . In his career he has thrown three or more touchdowns in 48 games (52, including playoffs) and he is 32-16 in those contests (35-17 including post-season games) . . . On Nov. 22, 1992 vs. Houston, Marino threw his 20th touchdown pass of the season, extending his NFL record of most seasons with 20 or more touchdown passes to ten seasons (1983-92) . . . In 1991 Marino became the first quarterback in NFL history to throw 20 or more touchdown passes nine different times . . . He and Johnny Unitas had been tied for the old record as the only NFL quarterbacks ever to throw 20 or more touchdowns in eight different seasons before Marino broke that mark with his ninth season of 20 or more touchdown passes; Marino accomplished his record-setting feat in his first nine seasons in the league, while Unitas played 18 seasons in the NFL . . . Trailing Marino and Unitas in that category are Fran Tarkenton (18 seasons), Sonny Jurgensen (17 seasons), and John Hadl (16 seasons), all with seven seasons of 20 or more TD passes apiece:

NFL LEADERS, MOST SEASONS OF 20 OR MORE TOUCHDOWN PASSES

NAME	YEARS WITH 20-PLUS TDs	SEASONS WITH 20-PLUS TDs	NFL SEASONS	CAREER TOUCHDOWNS
DAN MARINO	10	1983-92	10	290
John Unitas	8	1957-59-60, 62-63, 65-67	18	290
John Hadl	7	1965-68, 70-71, 74	16	244
Fran Tarkenton	7	1962-64, 67-69, 75, 78	18	342
Sonny Jurgensen	7	1961-62, 64, 66-67, 69-70	17	255

arino also is the only player in NFL history to throw 20 or more touchdown passes in his first ten NFL seasons and in ten consecutive seasons . . . Marino is the only quarterback to pass for 100+ touchdowns in three different seasons, and he did it in three straight years (1984-86) . . . He is the only QB to throw 40 or more TDs in two different seasons (1984, 1986) . . .

INTERCEPTIONS: Had five games in 1992 (six, including post-season play) without throwing an interception, and the Dolphins went 3-2 in those contests (4-2 including playoffs) . . . In his career, Marino has not thrown an interception in 52 games (54, including playoffs) . . . and the Dolphins are 38-14 in those 52 games in which he has not intercepted (40-14, including playoffs) . . . He threw three interceptions in 1992 that were returned for touchdowns: Bobby Juston of the N.Y. Jets on Dec. 20th, Eddie Anderson of the L.A. Raiders on Dec. 14th, and Vince Buck of the Saints on Nov. 29th . . . Anderson returned his Marino interception 102 yards for a touchdown, accounting for the Raiders' only score of the game . . . His 102-yard return was tied for the third longest interception return in NFL history and was the longest INT return against the Dolphins club history . . .

SACKS: Marino was sacked 28 times in 1992, the highest single season sack total of his career, surpassing his 27 sacks in 1991 . . . Marino had two games in the regular season (Oct. 4th at Buffalo and Sept. 20th vs. L.A. Rams) and one in the playoffs (Jan. 3rd vs. San Diego) in 1992 in which he was not sacked . . . On Nov. 9th at New Orleans, Marino was sacked five times, the most he has been sacked in a single game in his career (his previous high had been four sacks six different games, including the previous two contests) . . . It was the third straight game (including Nov. 22nd vs. Houston and Nov. 16th vs. Buffalo) that Marino was sacked four or more times, and he was sacked a total of 13 times in those three games . . . One of Marino's five sacks on Nov. 29th at New Orleans resulted in a defensive touchdown when he fumbled after being sacked by Pat Swilling and the fumble was returned for 28 yards for a touchdown by Robert Goff . . . It was the first time that Marino lost a fumble after a sack that was returned for a touchdown since Nov. 8, 1991 vs. Buffalo when Cornelius Bennett sacked Marino and returned his fumble six yards for a touchdown . . . When he was sacked in the end zone by Marvin Washington for a safety on Nov. 1st at the N.Y. Jets, it marked the first time in Marino's career he was sacked for a safety . . . In 1991, Marino and Scott Secules were sacked 28 times, which tied the Dolphins for seventh place in the NFL for the fewest sacks allowed . . . It ended a streak of nine consecutive seasons that the Dolphins allowed the fewest sacks in the league, including the first eight years of Marino's career . . .

RUSHING: In 1992 Marino finished third on the Dolphins in rushing with 66 yards on 20 carries, an average of 3.3 yards per rush . . . His 66 yards rushing was greater than his career rushing total (43 yards) that he accumulated heading into the 1992 season, and also was his single season career rushing best, surpassing his previous single season rushing high, which he set in his rookie year of 1983 when he ran for 45 yards on 28 carries . . . Marino has rushed for a touchdown six times in his regular season career (Dec. 5, 1991 at San Diego, 10 yards; Dec. 10, 1989 vs. New England, one yard; Oct. 15, 1989 at Cincinnati, one yard; Dec. 7, 1987 vs. N.Y. Jets, five yards; Nov. 20, 1983 vs. Baltimore, one yard; and Oct. 30, 1983 vs. L.A. Rams, two yards), and the Dolphins are 5-1 in those games, winning the first five games when Marino rushed for a TD before losing at San Diego in 1991 . . . Marino also had a two-yard rushing touchdown in post-season play, on Jan. 12, 1991 at Buffalo, in a game the Dolphins also lost . . .

DURABILITY: Beginning with the start of the 1984 season when he missed the last two games of the 1983 campaign, his rookie year, Marino has started 140 of the Dolphins' last 143 regular season games (only three games he missed were the replacement games of 1987) . . . Marino, the Rams' Jim Everett, and the Redskins' Mark Rypien are the only NFL quarterbacks to have started every game in each of the last two seasons . . . Marino is the only NFL quarterback to have started every game since the replacement games in 1987 . . . If those replacement games are not

counted, he has started each of the last 140 Dolphin contests . . . With his start on Nov. 3, 1991 at Indianapolis, he passed Ron Jaworski and has the longest consecutive game streak of any quarterback since the 1970 merger, and he is one of only five NFL quarterbacks who have started 100 or more straight games since then (see below) . . .

CONSECUTIVE GAMES STARTED, NFL QUARTERBACKS

ACTIVE QUARTERBACKS			QUARTERBACKS SINCE 1970 MERGER			
QUARTERBACK	TEAM	CONSEC STARTS*	QUARTERBACK	TEAM	CONSECUTIVE STARTS*	YEARS
DAN MARINO	MIAMI	140	DAN MARINO	MIAMI	140	84-92
Jim Everett	L.A. Rams	80	Ron Jaworski	Phila.	116	77-84
Mark Rypien	Washington	39	Brian Sipe	Cleveland	109	75-83
Bobby Hebert	Atlanta	19	Joe Ferguson	Buffalo	107	77-84
Dave Krieg	Kansas City	17	Steve Bartkowski	Atlanta	100	77-84
Troy Aikman	Dallas	16				
Jim Kelly	Buffalo	16				

* Does not count replacement games of 1987

Marino had to leave a game twice in 1992 due to injuries . . . He missed one snap on Dec. 27th at New England due to a twisted knee . . . Marino suffered a mild concussion late in the fourth quarter on September 27th at Seattle, forcing him to miss one snap in Miami's game-winning drive (Scott Mitchell completed a key 18-yard pass on third down in his place) before returning to throw the winning 15-yard touchdown pass to Fred Banks on his third play back, and then also missed the next series when Mitchell ran out the clock to preserve the victory . . . It was the first time Marino was forced to miss a snap due to an injury since November 26, 1989 vs. Pittsburgh, when he suffered a contusion of his right AC joint (located in his shoulder), forcing him to leave that game for good with seven minutes left in the fourth quarter . . . The only full games he missed due to an injury in his career were the two final games of the 1983 season, December 10th vs. Atlanta and December 16th vs. the New York Jets . . .

NFL RECORDS: In addition to the above records for yardage and touchdowns, Marino holds NFL single season records for yards (5,084 in 1984) and touchdowns (48 in 1984) . . . Having led the NFL in attempts in 1984, 1986, 1988, and 1992, Marino joined only three other quarterbacks (Sammy Baugh, Johnny Unitas, George Blanda) who have led the NFL in that category four times . . . Having led the NFL in completions from 1984-86, 1988 and 1992, Marino joined Sammy Baugh as the only players to have led the NFL in that category in five seasons . . . Marino and Blanda (1963-65) are the only QBs to lead the NFL in completions three consecutive years . . . Having led the NFL in passing yards from 1984-86, 1988 and 1992, Marino joined Sonny Jurgenson as the only players to have led the NFL in passing yards in five seasons, and only Dan Fouts (1979-82) has led the league longer consecutively in yardage (four seasons) . . . Having led the NFL in touchdown passes from 1984-86, if he does so again in 1993, he would join only two others (Johnny Unitas, Len Dawson) who have led the league in that category in four seasons, and only Unitas (1957-60) has led the NFL in TDs longer consecutively (four seasons) . . .

DOLPHIN RECORDS: Marino broke all of Bob Griese's team records in passing yardage, attempts, completions, and TD passes, yet remains seven interceptions shy of Griese's team record in that category:

MARINO'S MIAMI DOLPHINS CAREER RECORDS

TD PASSES	YARDS	ATTEMPTS	COMPLETIONS	INTERCEPTIONS
290 Marino	39,502 Marino	5,284 Marino	3,128 Marino	172 Griese
192 Griese	25,092 Griese	3,429 Griese	1,926 Griese	165 Marino

Griese played 14 NFL seasons (1967-80), while Marino completed his tenth year in the league (1983-92) . . . Marino also holds team

career records for highest passer rating, highest completion percentage, and most 300-yard and 400-yard games . . .

COMEBACKS: In 1992, Marino led the Dolphins to six fourth quarter comebacks, Dec. 27th at New England (from 6-13 to 16-13), on Dec. 20th vs. N.Y. Jets (from 16-17 to 19-17), Nov. 22nd vs. Houston (from 13-16 to 19-16), October 11th vs. Atlanta (from 14-17 to 21-17), on September 27th at Seattle (from 12-17 to 19-17), and on September 14th at Cleveland (from 20-23 to 27-23) . . . Over the course of Marino's ten-year career with the Dolphins, he has brought the team back from a fourth quarter deficit a total of 24 times, with 14 fourth quarter triumphs at home (including three times in 1992) and ten on the road (three times in 1992) . . . Included in that total are two playoff games in which Marino has led Miami back in the fourth quarter . . . In Marino's 24 career fourth quarter comebacks, he has completed 158 of 256 passes (61.7%) for 2,175 yards with 17 touchdowns and six INTs for a rating of 101.3:

DAN MARINO'S FOURTH QUARTER COMEBACKS

DATE	OPPONENT	FOURTH QUARTER SCORE	FINAL SCORE	4th QTR. STATS C- A-YDS-T-I
11/4/84	at N.Y. Jets	14-17	31-17	5- 8- 99-1-0
11/11/84	PHILADELPHIA	14-17	24-23	3- 6- 19-0-0
10/6/85	PITTSBURGH	17-20	24-20	8-15-112-0-2
11/10/85	N.Y. JETS	14-17	21-17	6- 8- 99-1-1
12/8/85	at Green Bay	20-24	34-24	7-10-100-2-0
*1/4/86	CLEVELAND	17-21	24-21	4- 6- 60-0-0
11/16/86	at Buffalo	20-24	34-24	14-17-124-2-0
11/1/87	PITTSBURGH	21-24	35-24	6- 6-100-1-0
12/20/87	WASHINGTON	16-21	23-21	9-18-175-2-0
10/16/88	SAN DIEGO	17-28	31-28	5-11- 66-0-0
10/5/89	at Cincinnati	10-13	20-13	5- 7-111-0-0
11/19/89	at Dallas	10-14	17-14	3- 7- 42-0-0
9/9/90	at New England	20-24	27-24	4- 7- 31-1-1
10/7/90	N.Y. JETS	13-16	20-16	6- 9- 70-1-0
12/9/90	PHILADELPHIA	10-20	23-20 (OT)	13-25-152-1-0#
*1/5/91	KANSAS CITY	3-16	17-16	8- 8-101-2-0
9/22/91	GREEN BAY	6-13	16-13	5- 8- 75-0-0
11/24/91	at Chicago	3-13	16-13 (OT)	5-11- 62-1-1#
9/14/92	at Cleveland	20-23	27-23	9-13-121-0-0
9/27/92	at Seattle	12-17	19-17	7-14- 85-1-1
10/11/92	ATLANTA	14-17	21-17	6- 7- 91-0-0
11/22/92	HOUSTON	13-16	19-16	8-14- 86-0-0
12/20/92	N.Y. JETS	16-17	19-17	5-10-104-1-0
12/27/92	at New England	6-13	16-13 (OT)	7-11- 90-0-0#

* - playoff game # - includes overtime stats

PRO BOWL: Marino was named as the starting quarterback on the 1992 AFC Pro Bowl team . . . He joined three other Dolphins who were named as starters on the AFC Pro Bowl squad: offensive lineman Richmond Webb, outside linebacker Bryan Cox, and tight end Keith Jackson (who missed the game due to injury) . . . It was Marino's seventh career Pro Bowl selection (1983-87, 1991-92) and his fifth selection as a starter (1983-1986, 1992), but due to injuries he has been able to play in only two games (1992, 1984) . . . Marino's seven Pro Bowl selections set a new Dolphin record for career selections, surpassing the former record of six selections that he had been tied with along with quarterback Bob Griese (1970-71, 1973-74, 1977-78), center Jim Langer (1973-78), and guard Bob Kuechenberg (1974-75, 1977-78, 1982-83) . . . In addition, Marino's seven Pro Bowl selections ties him with Joe Montana (1981, 1983-85, 1987, 1989-90) for the most Pro Bowl selections among active quarterbacks . . . His five Pro Bowl starts ties him with center Jim Langer (1973-77) for the most Pro Bowl starts in Dolphin history . . .

HONORS: Marino has won the AFC Offensive Player of the Week honor 12 times in the regular season (and 13 times overall), as well as two AFC Player of the Month Awards in his ten-year NFL career . . . It is the most times any player has won AFC Player of the Week honors since the award was instituted in 1984 . . . John Elway,

Boomer Esiason, and Jim Kelly all are tied for second with eight AFC awards each (with Kelly also earning two AFC Player of the Month Awards and Esiason one Player of the Month Award), while Warren Moon has five AFC awards (as well as one monthly honor) . . . League-wide in 1992, Marino was named to the All-AFC first team by Football News and United Press International and was named second-team All-Pro by College and Pro Football Newsweekly and Newspaper Enterprise Association . . . Marino won the Dolphins' Most Valuable Player Award in 1992 in balloting of South Florida media for the tenth straight year . . . Marino passed Bob Griese, who won that award six times (1967-68, 1970-71, 1974, 1977), and no Dolphin besides Marino has ever won more than two consecutive MVP awards . . . He also won the Dolphins' Outstanding Offensive Back award, the ninth time in his ten years he won that award (1983-90, 1992) . . . His nine years winning that award surpassed the former team high set by Larry Csonka (1970-74, 1979), who had won that award six times . . .

PLAYOFFS: In his two games in the 1992 playoffs, Marino was 39-74 (52.7%) for 435 yards, four touchdowns, two interceptions, and four sacks for a 77.3 rating . . . He extended his Dolphin career playoff records for most attempts, completions, yards passing, and touchdown passes, playing in ten playoff games, while Bob Griese, runner-up in all four categories, played in 12 post-season contests:

MARINO'S MIAMI DOLPHINS CAREER PLAYOFF RECORDS

ATTEMPTS	COMPLETIONS	YARDS PASSING	TOUCHDOWN PASSES	INTERCEPTIONS
387 Marino	212 Marino	2659 Marino	22 Marino	14 Marino
208 Griese	112 Griese	1467 Griese	10 Griese	12 Griese

Marino also has thrown at least one touchdown pass in each of his ten playoff contests . . . His ten-game post-season streak with at least one touchdown pass is tied for the most consecutive games with a touchdown pass in NFL playoff history, along with the Oakland Raiders' Ken Stabler, who threw a touchdown pass in ten straight playoff games from 1973 through 1977 . . . Marino's ten consecutive games with a touchdown pass is the longest active streak in the NFL:

NFL RECORD, TOUCHDOWN PASSES IN CONSECUTIVE PLAYOFF GAMES

CONSECUTIVE PLAYOFF GAMES WITH A TD PASS	PLAYER	TEAM	SEASONS
10 *	DAN MARINO	MIAMI DOLPHINS	1983-92
10	Ken Stabler	Oakland Raiders	1973-77
9	John Elway	Denver Broncos	1984-89
8 *	Joe Montana	San Francisco 49ers	1988-90
8	Joe Montana	San Francisco 49ers	1981-84
8	Terry Bradshaw	Pittsburgh Steelers	1977-82

* active streak

In AFC title game vs. Buffalo on January 17th, Marino was 22-45 for 268 yards, one touchdown, two interceptions, and four sacks . . . In first playoff game in 1992, on January 10th vs. San Diego, Marino was 17-29 for 167 yards, three touchdowns, and no interceptions or sacks . . . His three touchdown passes is tied for the third best single game mark in Dolphin playoff history . . .

GAME HIGHLIGHTS - AT NEW ENGLAND (DEC. 27): On Dec. 27th at New England, Marino was 21-39 for 217 yards, no touchdowns, one interception, and one sack . . . Marino went over 4,000 yards passing for the season in the contest, giving him 4,000 yards passing for the fifth time in his career, extending his own NFL record for most years passing for 4,000 or more yards . . . It was the 20th time in his career (and third time in 1992) that he did not throw a touchdown pass, and the Dolphins are 6-14 (including 2-1 in 1992) in those 20 games . . . In addition, Marino brought the Dolphins back from a 13-6 fourth quarter deficit to a 16-13 overtime win, marking

ne sixth time in 1992 and the 24th time in his career that Marino has led the Dolphins to a fourth-quarter win . . .

VS. N.Y. JETS (DEC. 20): On Dec. 20th vs. the N.Y. Jets, Marino was 15-30 for 206 yards, two touchdowns, two interceptions, and one sack . . . His two touchdown passes gave him 290 TD passes for his career, tying him with Johnny Unitas for second place on the NFL's all-time list of career touchdown passes . . . His TD passes came on a 39-yard completion to Mark Clayton and a 55-yard completion to Tony Martin with 2:30 left in the contest to pull the Dolphins to within one point, 17-16 before they won the game with a Pete Stoyanovich field goal with seven seconds left in the contest . . . Marino brought the Dolphins back from a 14-7 fourth quarter deficit to their 19-17 win, marking the fifth time in 1992 and the 23rd time in his career that Marino has led the Dolphins to a fourth-quarter comeback win . . . One of Marino's two interceptions was by the Jets' Bobby Houston, who returned the INT 20 yards for a touchdown, the second straight game and the third time in 1992 that Marino had an interception returned for a TD . . .

VS. L.A. RAIDERS (DEC. 14): On Dec. 14th vs. the L.A. Raiders, Marino was 16-26 for 234 yards, one touchdown, one interception, and one sack . . . His one touchdown pass came on a 32-yard "flea-flicker" completion to Mark Duper, the longest play by a Dolphin since Marino and Duper combined for a 64-yard score on January 12, 1991 in the AFC Divisional Playoff game at Buffalo . . . His one interception was by the Raiders' Eddie Anderson, who returned it 102 yards for a touchdown, the Raiders' only score of the game . . . It was tied for the third longest interception return in league history and was the longest INT return against the Dolphins in club history . . .

AT SAN FRANCISCO (DEC. 6): On Dec. 6th at San Francisco, Marino was 19-31 for 192 yards, no touchdowns or interceptions, and one sack . . . His 192 yards passing was his lowest single game total of 1992 and was the only time he has failed to throw for 200 or more yards in 1992 . . . It was his 52nd career game without an interception (and fifth in 1992), and the Dolphins are 38-14 in those contests (3-2 in 1992) . . . It was his 19th career game without throwing a touchdown pass (and second in 1992) . . .

AT NEW ORLEANS (NOV. 29): On Nov. 29th at New Orleans, Marino was 26-42 for 259 yards, one touchdown, one interception, and five sacks . . . His five sacks in a single game career high, and was the third straight game that he was sacked four or more times. Marino was victimized by two defensive touchdowns in that contest . . . The first came when Marino fumbled after being sacked by Pat Swilling and the fumble was returned for 28 yards for a touchdown by Robert Goff . . . It was the first time that Marino lost a fumble after a sack that was returned for a touchdown since Nov. 18, 1991 vs. Buffalo when Cornelius Bennett sacked Marino and returned his fumble six yards for a touchdown . . . The other defensive touchdown came when the Saints' Vince Buck intercepted a Marino pass and returned it 34 yards for a touchdown . . .

VS. HOUSTON (NOV. 22): On Nov. 22nd vs. Houston, Marino was 19-40 for 237 yards, one touchdown, one interception, and four sacks . . . It marked the first time in 1992 and just the 17th time in Marino's career that he completed less than half of his passes in a game and the Dolphins are 6-11 in those 17 contests . . . His 237 yards in the contest gave him over 3,000 yards passing for the season, extending his NFL record for most seasons with 3,000 or more passing yards to nine seasons (1984-92) . . . His one touchdown pass, coming on a 39-yard toss to Fred Banks, was the 20th TD pass of the year, extending his NFL record for most seasons with 20 or more touchdown passes to ten seasons (1983-92) . . . The Dolphins entered the fourth quarter trailing 16-13 before pulling out the 19-16 victory, and it was the fourth fourth-quarter comeback for Marino in 1992 and it was the 22nd fourth quarter comeback of his career . . . His four sacks tied for his second highest single game total and it was the second of three straight games Marino was sacked four or more times . . .

VS. BUFFALO (NOV. 16): On Nov. 16th vs. Buffalo, Marino was 22-33 for 321 yards, two touchdowns, one interception, and four sacks . . . It was his third 300-yard game in 1992 and his 44th career

300-yard game (47, including playoffs), and the Dolphins were 1-2 in 1992 and 28-16 in his career (29-18, including playoffs) in those contests . . . He opened the game by completing his first 11 pass attempts, and coupled with his four consecutive completions at the end of his previous contest, on Nov. 8th at Indianapolis, his 15 straight completions set a new personal high as well as a new Dolphin team record for most consecutive completions . . . The previous Dolphin record was 13 straight completions, set by Earl Morrall on December 1, 1975 against New England . . . He also went over 3,000 completions in his career, joining Dan Fouts and Fran Tarkenton as the only quarterbacks in NFL history to complete 3,000 passes . . . Marino's four sacks tied the second highest single game total of his career, and was the first of three consecutive games when Marino was sacked four or more times . . .

AT INDIANAPOLIS (NOV. 8): On Nov. 8th at Indianapolis, Marino was 22-28 for 245 yards, two touchdowns, no interceptions, and one sack . . . Marino's completion percentage of 78.6% in that contest is the fourth highest single game percentage of his career . . . It was the 51st game Marino did not throw an interception . . .

AT N.Y. JETS (NOV. 1): On Nov. 1st at N.Y. Jets, Marino was 14-26 for 225 yards, two touchdowns, no interceptions, and two sacks . . . One of those sacks came when Marino was tackled by Marvin Washington in the end zone for a safety, the first time in Marino's career that he was sacked in the end zone for a safety . . . It also was the 50th game of Marino's career when he did not throw an interception . . .

VS. INDIANAPOLIS (OCT. 25): On Oct. 25th vs. Indianapolis, Marino was 25-45 for 355 yards, two touchdowns, three interceptions, and one sack . . . It was his second 300-yard game in 1992 and his 43rd career 300-yard game (46, including playoffs) . . . When Marino threw an incompleting in the first quarter, it broke his string of 11 straight completions, dating back to his previous game on Oct. 18th vs. New England . . . Those 11 consecutive completions matched the third highest consecutive completion total of his career and also matched the fifth longest completion streak in Dolphin history . . .

VS. NEW ENGLAND (OCT. 18): On Oct. 18th vs. New England, Marino had one of the best games of his career . . . He was 21-30 for 294 yards, four touchdowns, one interception and one sack . . . It was the 17th time in his career that Marino threw four or more touchdown passes, which tied him with Johnny Unitas' NFL record for most career games with four or more touchdown passes, and he is 13-4 in those 17 games . . . It was Marino's first game of four or more touchdown passes since he threw for four scores on December 12, 1988 against the Cleveland Browns . . . He has thrown three or more touchdowns in 48 games (51, including playoffs) and he is 32-16 in those contests (34-17 including post-season games) . . . In addition, in that contest, Marino moved past Joe Montana into third place on the NFL's all-time list of pass completions . . .

VS. ATLANTA (OCT. 11): On Oct. 11th vs. Atlanta in Miami, Marino was 20-40 for 250 yards, no touchdowns or interceptions and one sack . . . It was the 18th time in Marino's career he did not throw a touchdown pass, and only the fifth time that the Dolphin won when Marino did not throw a TD pass . . . It also was the 49th time Marino did not throw an interception . . . Marino led the Dolphins back from a 17-14 fourth quarter deficit to a 21-17 win, the third time in 1992 and the 21st time in Marino's career he led the Dolphins to a fourth quarter comeback victory . . .

AT BUFFALO (OCT. 4): On October 4th at Buffalo, Marino was 21-33 for 282 yards, three touchdowns, and one interception . . . It was the 47th time in his career (50, including playoffs) that he has thrown three or more touchdown passes . . .

AT SEATTLE (SEPT. 27): On September 27 at Seattle, Marino made his first-ever appearance in the Kingdome and went 23-39 for 254 yards, one touchdown, three interceptions, and two sacks . . . He led the Dolphins back from a 17-12 deficit in the fourth quarter to a 19-17 win . . . It was the second time in 1992 and the 20th time in his career he has brought the Dolphins back from a fourth quarter deficit to a victory . . . In the Dolphins' final drive, Marino was forced to leave the game with a mild concussion, but

after missing one play (his place was taken by Scott Mitchell), in his third play back despite still being groggy, he threw a 15-yard outchdown pass to Fred Banks with 2:15 left in the game to give the Dolphins the win, a touchdown pass he didn't even remember throwing until long after the game's conclusion . . . It was the first time Marino was forced to miss a snap due to an injury since November 26, 1989 vs. Pittsburgh, when he suffered a contusion of his right AC joint (located in his shoulder), forcing him to leave that game for good with seven minutes left in the fourth quarter . . .

VS. L.A. RAMS (SEPT. 20): On September 20, 1992 vs. the L.A. Rams, Marino was 21-37 for 223 yards, two touchdowns, and one interception . . . In that contest, he moved past Johnny Unitas and into fourth place on the NFL's all-time completion list . . .

AT CLEVELAND (SEPT. 14): Had an outstanding game on September 14 at Cleveland . . . Was 25-35 for 322 yards, one touchdown, and no interceptions . . . Led Dolphins on game-winning drive that started on Miami 16-yard line with 1:15 left in contest and Miami trailing 23-20 . . . Marino went 4-4 for 68 yards to set up Mark Higgin's one-yard dive with ten seconds left in the game to give the Dolphins their comeback 27-23 victory . . . For Marino, it was the 19th time overall in his career (and eighth time on the road) that he led the Dolphins back from a fourth quarter deficit to a victory . . . It also was the 48th game of his career that he did not throw an interception . . . It also was his 42nd career 300-yard game (45, including playoffs), and the Dolphins are 28-14 in those contests (29-16, including playoffs) . . .

PRESEASON: During the preseason Marino played in four of five games and was 39-71 (55.0%) for 525 yards, two touchdowns, three interceptions, and two sacks for a 70.5 rating . . . The one preseason game he missed was on August 1st vs. Washington in Orlando . . .

1991 - In 1991 he started all 16 games and was 318-549 (57.9%) for 3,970 yards, 25 touchdowns and 13 interceptions for a rating of 85.8 . . . In his first eight games of the year, Marino was 142-260 (54.6%) with 1,811 yards (an average of 226 yards per game), eight touchdowns and six interceptions, with the Dolphins going 3-5 . . . In his last eight games, Marino was 176-289 (60.1%) for 2,159 yards (an average of 270 yards per game), 17 touchdowns and seven interceptions, and the Dolphins were 5-3 in those contests . . . He threw 16 touchdown passes in his last seven games . . . Underwent arthroscopic surgery (performed by Dr. Dan Kanell) to repair loose cartilage in his left knee on December 26, 1991 . . . Marino finished third in the AFC and seventh in the NFL in passing with a rating of 85.8 . . . Was second in the AFC and the NFL in passing yards with 3,970 yards, was second in the AFC and fourth in the NFL in touchdown passes with 25, was second in the AFC and the NFL in completions with 318, and was second in the AFC and the NFL in attempts with 549 . . . With 3,970 yards passing in 1991, Marino missed by 30 yards passing to reach the 4,000-yard passing mark . . . On Dec. 1, 1991 vs. Tampa Bay, Marino went over 3,000 yards passing for the season, and he became the first quarterback in NFL history to throw for 3,000 or more yards in eight seasons (1984-91) . . . Before setting that NFL record, he had been tied with Joe Montana (1981, 1983-85, 1987, 1989-90) for the previous record of seven 3,000-yard seasons . . . Marino did not throw for 400 or more yards in any game in 1991 . . . Marino threw for 300 or more yards three times in 1991: on Oct. 6th at New England (321 yards), on Nov. 18th vs. Buffalo (326 yards), and on Dec. 1st vs. Tampa Bay (307 yards) . . . Marino threw at least one touchdown pass in 13 of his 16 regular season games in 1991 . . . The three games in 1991 where Marino failed to throw a touchdown pass came in a 42-7 loss at Kansas City on Oct. 13th, a 16-13 win vs. Green Bay on September 22nd and in a 17-14 loss at Detroit on September 15th . . . The games against Green Bay and Detroit were only the second time in his career he failed to throw a touchdown pass in back-to-back games, with the other time coming on December 10, 1989 vs. New England and December 17, 1989 at Indianapolis . . . Those back-to-back touchdown-less games against the Packers and Lions comprised the bulk of a streak of nine consecutive quarters that

Marino did not throw a touchdown pass, the longest such stretch of his career . . . The streak ran from the first quarter of the game on September 15th at Detroit through the first quarter of the game on September 29th at N.Y. Jets, covering two full games and the first quarter of a third, before ending when Marino threw a TD pass to Mark Clayton on the first play of the second quarter on Sept 29th at N.Y. Jets . . . Marino threw for three touchdown passes in four games in 1991: On Sept. 1st at Buffalo, Nov. 10th vs. New England, Dec. 9th vs. Cincinnati, and Dec. 15th at San Diego . . . On Dec. 9, 1991 vs. Cincinnati, Marino threw his 20th touchdown pass of the season, marking the ninth time in his nine-year career he has thrown for 20 or more touchdowns passes in a season . . . He became the first quarterback in NFL history to throw 20 or more touchdown passes nine different times . . . He and Johnny Unitas had been tied for the old record as the only NFL quarterbacks ever to throw 20 or more touchdowns in eight different seasons before Marino broke that mark with his ninth season of 20 or more touchdown passes: Marino accomplished his record-setting feat in his first nine seasons in the league, while Unitas played 18 seasons in the NFL . . . Marino threw 13 interceptions in 1991, tied for the third lowest total of his career . . . His three interceptions Oct. 20th at Houston was his 1991 single game high, and it was the first time he threw three or more interceptions since he had three INTs on September 9, 1990 at New England . . . Had seven games in 1991 without throwing an interception, and the Dolphins went 4-3 in those contests . . . Marino was sacked 27 times for 182 yards in losses in 1991, the second highest total of his career, surpassed only by his 28 sacks in 1992 . . . Overall in 1991, Marino and Scott Secules (one sack), were sacked 28 times, which tied the Dolphins for seventh place in the NFL for the fewest quarterback sacks allowed . . . It ended a streak of nine consecutive seasons that the Dolphins allowed the fewest sacks in the league, including the first eight years of Marino's career . . . On Dec. 15th at San Diego he was sacked by the Chargers' Leslie O'Neal in the fourth quarter, forcing Marino to fumble and the Chargers recovered on the Dolphins' 13-yard line . . . San Diego went in to score a touchdown to give them a 24-23 lead that they did not relinquish . . . On Nov. 18th vs. Buffalo, he was sacked for a nine-yard loss by Cornelius Bennett, forcing Marino to fumble . . . Bennett recovered the fumble and returned it six yards for a touchdown . . . Had one touchdown rushing in 1991, coming on a 10-yard scramble on Dec. 15th at San Diego . . . It was the longest touchdown run of his career . . . Was named as a reserve quarterback on the AFC Pro Bowl team in 1991, his sixth career Pro Bowl selection (1983-87, 1991), but he was unable to play in the game due to his recovery from arthroscopic knee surgery . . . His selection broke a three-year streak (1988-90) in which he did not make the Pro Bowl . . . Marino was named as the AFC's Offensive Player of the Week for December 1-2 after going 20-32 for 307 yards, two touchdowns and no interceptions in Dolphins' 33-14 victory over Tampa Bay . . . In that game, Marino went over 3,000 passing yards for the eighth time in his career to set an NFL record for most 3,000 yard seasons, and he also extended his own NFL record to eight consecutive 3,000 yard seasons (1984-91) . . . Marino won the Dolphins' Most Valuable Player Award in 1991 in balloting of South Florida media for the ninth straight year . . .

1990 - Was 306-531 (57.6%) for 3563 yards, 21 touchdowns, 11 interceptions, 15 sacks and a final rating of 82.6 . . . His 21 touchdown passes was the second fewest of his career (behind only his 20 TD passes as a rookie in 1983), but his 11 interceptions also was the second fewest of his career (behind his six INTs as a rookie in 1983) . . . His 6.71 average yards per gain was the second lowest among the top twenty quarterbacks in the NFL (by rating) and had only five completions of 40 or more yards . . . In his final ten games, Marino was 195-340 (57.4%) for 2334 yards, 15 touchdowns, and four interceptions, a rating of 88.3 . . . Marino finished fifth in the AFC and eighth in the NFL in passing with a rating of 82.6 . . . His 531 attempts were second in the AFC and third in the NFL, his 306 completions were second in the AFC and fourth in the NFL, his 3,563 passing yards were second in the AFC and fourth in the NFL,

his 21 touchdown passes were fifth in the AFC and eighth in the NFL, and his 2.1 interception percentage was second lowest in the AFC and fourth in the NFL . . . Marino's 13-yard completion to Jim Jensen in the second quarter on Nov. 25, 1990 at Cleveland gave Marino over 30,000 career yards passing, becoming the 11th quarterback in NFL history to throw for 30,000 yards . . . Marino reached the 30,000 yard mark in 114 career regular season games, reaching that milestone faster than any QB in league history . . . The previous record for fastest to reach 30,000 yards was 131 games by former San Diego Charger QB Dan Fouts . . . Marino joined San Francisco's Joe Montana as the only active quarterbacks with 30,000-plus passing yards, while Steve DeBerg joined that group in 1991, and Warren Moon, Phil Simms, and John Elway joined that group in 1992:

GAMES NEEDED FOR 30,000 PASSING YARDS

NAME	FIRST SEASON	BORN	DATE TO REACH 30,000 YARDS	GAMES TO REACH 30,000 YARDS	CAREER PASSING YARDS
DAN MARINO*	1983	9/5/61	11/25/90	114	39,502
Warren Moon*	1984	11/18/56	11/15/92	125	30,200
Dan Fouts	1973	6/10/51	12/11/83	131	43,040
Johnny Unitas	1956	5/7/33	9/24/67	141	40,239
John Elway*	1983	6/28/60	12/20/92	144	30,216
Phil Simms*	1979	11/3/55	9/13/92	146	30,424
Joe Montana*	1979	6/11/56	11/19/89	147	35,124
Fran Tarkenton	1961	2/3/40	11/12/72	162	47,003
Ken Anderson	1971	2/15/49	11/28/83	167	32,838
Jim Hart	1966	4/29/44	9/21/80	168	34,665
Norm Snead	1961	7/31/39	10/26/75	172	30,797
John Hadl	1962	2/15/40	11/17/74	177	33,513
Steve DeBerg*	1978	1/19/54	10/28/91	177	32,155
John Brodie	1957	8/14/35	10/8/72	184	31,548
Sonny Jurgensen	1957	8/23/34	10/22/72	189	32,224

* - active players

Did not throw for 400 or more yards in any game in 1990, but did have two 300-yard efforts, on Dec. 9th vs. Philadelphia (365 yards), and in the AFC Divisional Playoff Game on Jan. 12th at Buffalo (323 yards) . . . Marino had a span of 99 straight pass attempts without throwing an interception, from the first quarter on Oct. 18th vs. New England to the second quarter on Nov. 11th at the N.Y. Jets . . . After throwing an interception in that Jets contest, then went another 91 pass attempts until his next interception, in the first quarter on Dec. 2nd at Washington . . . Overall during that entire span, starting on Oct. 18th and ending on Dec. 2nd (covering five full games and parts of two others), he had 191 pass attempts and threw just one interception . . . Marino was sacked an NFL-low 15 times in 1990 for 90 yards in losses . . . Overall Dolphin quarterbacks were sacked 16 times in 1990, the ninth year in a row that the Dolphins allowed the fewest sacks in the league (a streak that ended in 1991), including each of Marino's first eight years with the club . . . Marino had one carry for 14 yards to lead the Dolphins in rushing on Nov. 19, 1990 vs. the L.A. Raiders . . . It was the first time in his career that he led the Dolphins in rushing in a single game . . . Marino scored one touchdown rushing, coming on a two-yard run in the Divisional Playoff game at Buffalo on January 12th . . . In the 1990 regular season, Marino led the Dolphins back in the final period at New England (from 20-24 to 27-24), vs. the N.Y. Jets (from 13-16 to 20-16) and vs. the Philadelphia Eagles (10-20 to 23-20 in overtime) . . . In Miami's 17-16 playoff win over the Kansas City Chiefs on January 15, 1991, Marino led the Dolphins back from a 16-3 fourth quarter deficit by completing all eight of his pass attempts for 101 yards and a pair of scores . . . Marino's rally from the 13-point deficit against the Chiefs was the largest fourth-quarter comeback of his career; prior to the Chiefs game, Marino's largest comeback was 11 points (17-28 to 31-38) against the San Diego Chargers on October 16, 1988 . . . In his two playoff games in 1990, Marino was 42-79 (53.2%) for 544 yards, five touchdowns and two interceptions, a

rating of 85.6 . . . In the playoffs, Marino had a string of 11 straight pass completions over a two-game stretch . . . Completed his last ten pass attempts against Kansas City Chiefs in AFC First Round Playoff Game on Jan. 5th, going 10-10 for 130 yards and two touchdowns (including 8-8 for 101 yards and two TDs in final quarter), and in next game, in AFC Divisional Playoff Game on Jan. 12th at Buffalo, hit on his first pass attempt before throwing an incomplection . . . Marino's 11 consecutive pass completions is the fourth-longest streak in team history and the longest in Dolphin post-season history . . . Marino was named AFC Offensive Player of the Week for December 9-10 after going 27-54 for 365 yards, two touchdowns, and no interceptions in 23-20 overtime win over the Eagles . . . Also was named NFL Player of the Week for the first round playoff games (January 5-6) after going 19-30 for 221 yards, two touchdowns, and no interceptions in Miami's 17-16 win over the Chiefs . . . Marino won the Dolphins' Most Valuable Player Award in 1990 in balloting of South Florida media for the eighth straight year . . . Marino also was voted the Dolphins' Outstanding Offensive Back by the media for the eighth consecutive year.

1989 - In 1989 was 308-550 for 3,997 yards with 24 touchdowns and 22 interceptions . . . Had a quarterback rating of 76.9, finishing fifth in the AFC and 11th in the NFL in passing . . . Reached the 100-games played plateau on Dec. 3rd at Kansas City . . . Was named AFC Offensive Player of the Week for the week ending September 18th after going 17-28 for 226 yards, three touchdowns (including his 200th career TD pass) and three INTs on September 17th in New England to lead Miami to a 24-10 win over the Patriots . . . Marino finished first in the AFC and third in the NFL (behind Don Majkowski's 4,318 yards and Jim Everett's 4,310 yards) in passing yardage (3,997), first in the AFC and second in the NFL (behind Majkowski's 599) in attempts (550), first in the AFC and second in the NFL (behind Majkowski's 353) in completions (308), third in the AFC and sixth in the NFL in touchdown passes (24), and first in the AFC and tied for first in the NFL (with Vinny Testaverde) in interceptions (22) . . . Marino's 11-yard completion to Mark Duper in the second quarter vs. Cleveland on Oct. 8th put him over 25,000 career yards passing, becoming the 25th player in NFL history to reach the 25,000 yards passing milestone . . . With 3,997 yards passing in 1989, Marino missed his fifth 4,000-yard season by three yards . . . Marino went over the 3,000 yards passing mark on Dec. 3rd at Kansas City, his sixth straight 3,000-yard season . . . Threw for 400 yards once in 1989, accumulating 427 yards passing against the Jets Sept. 24th, the most yards passing by an AFC quarterback in 1989 . . . It remains the last time Marino has thrown for 400 yards . . . Marino threw for 300 or more yards five times in 1989; Dec. 24th vs. Kansas City (339 yards), Dec. 10th vs. New England (300 yards), Nov. 12th at N.Y. Jets (359 yards), Oct. 22nd vs. Green Bay (333 yards), and on Sept. 24th vs. the Jets (427 yards) . . . Marino's five 300-yard games tied him for second with Washington's Mark Rypien for the most 300-yard games in the NFL in 1989, surpassed only by Green Bay's Don Majkowski, who had six 300-yard games . . . His 10-yard touchdown pass to Jim Jensen with 7:15 elapsed in the second quarter on September 17th at New England was the 200th career TD pass of his career, and he became the 13th player in NFL history to throw 200 TD passes . . . He reached that plateau faster than any quarterback in NFL history; Johnny Unitas, the former record-holder, threw for his 200th touchdown in the 121st game of his career, while Marino threw his 200th career TD pass in but his 89th career game (covering 3,152 pass attempts):

GAMES NEEDED FOR 200 TD PASSES

NAME	FIRST SEASON	BORN	DATE TO REACH 200 TD	GAMES TO REACH 200 TD	PASSES TO REACH 200 TD	CAREER TD PASSES
DAN MARINO	1983	9'15'61	9'17'89	89	3,152	290
Johnny Unitas	1956	5'7'33	10'31'65	121	*3,040	290
Dave Kreig	1980	10'28'58	10'11'92	135	3,722	210
Fran Tarkenton	1961	2'3'40	11'29'70	137	*3,329	342
Joe Montana	1979	6'11'56	10'8'89	143	3,835	244
Dan Fouts	1973	6'10'51	11'18'84	143	4,245	254
John Hadl	1962	2'15'40	12'3'72	152	*3,558	244
Len Dawson	1957	6'20'35	10'18'71	153	*2,756	239
Sonny Jurgensen	1957	8'23'34	10'26'69	156	*3,239	255
Terry Bradshaw	1970	9'2'48	11'21'82	161	3,737	212
Y. A. Tittle	1950	10'24'26	12'15'63	164	*3,517	212
Roman Gabriel	1962	8'5'40	11'21'76	167	4,406	201
John Brodie	1957	8'14'35	12'19'71	180	*4,170	214
Jim Hart	1966	4'29'44	10'25'80	187	4,879	209
George Blanda	1949	9'17'27	9'10'66	202	*3,526	236

Threw 22 interceptions in 1989, and his +2 touchdown to interception differential (24 TD passes, 22 interceptions) was the lowest of his career . . . Marino was sacked an NFL-low ten times in 1989 for a total of 86 yards in losses . . . When the Bills' NT Jeff Wright tackled Marino for an 11-yard loss on Oct. 29th, it stopped the Dolphins' NFL record of 19 consecutive games (the last 12 games in 1988 and the first seven in 1989) without allowing a quarterback sack, covering 775 total passes, including 759 attempts by Marino (as well as 11 by Ron Jaworski, three by Scott Secules, and one by Troy Stradford and Jim Jensen) . . . The last time Marino had been sacked prior to the Bills game was on September 25, 1988 at Indianapolis, when he was sacked by Duane Bickett of the Colts in the third quarter of that game . . . Had two rushing touchdowns in 1989, on Oct. 15th vs. Cincinnati and on Dec. 10th vs. New England . . . They were the fourth and fifth rushing TDs of his career . . . His TD against the Bengals came on a one-yard bootleg with 6:42 elapsed in the third quarter . . . It was his first rushing touchdown since December 7, 1987 vs. the Jets in Miami . . . In 1989, Marino (who already held the Dolphin team record for touchdown passes entering the season) broke Bob Griese's club career records in attempts, completions, and yards . . . On Sept. 24th against the Jets, Marino broke Griese's team record of 1,926 completions and on Oct. 8th vs. Browns his 20-yard pass to Fred Banks in overtime broke Griese's team record of 25,092 career passing yards . . . Griese played 14 NFL seasons (1967-80), while Marino was finishing his seventh year in the league . . . Was 8-16 for 128 yards, one touchdown and no interceptions Nov. 26th vs. Pittsburgh . . . His eight completions and his 16 pass attempts both are the lowest single game figures of his career . . . Suffered a contusion of his right AC joint (located in the shoulder) in the second quarter on a hit by Carnell Lake, forcing him to leave the game for good with seven minutes left in the third quarter . . . It was the first time Marino was forced to leave a game due to an injury since he suffered a left knee sprain in the fourth quarter at Houston on December 4, 1983.

1988 - Was 354-606 for 4,434 yards with 28 touchdowns and 23 interceptions . . . Was sacked six times for 31 yards lost . . . Had a passing efficiency rating of 80.8, finishing fifth in the AFC and tenth in the NFL in passing . . . Led the NFL in attempts (606), completions (354), and yards (4,434), and finished tied for second in the NFL (and tied for first in the AFC with Cincinnati's Boomer Esiason) in touchdown passes (28), behind the Rams' Jim Everett (31) . . . Also finished second in the NFL (and first in the AFC) in interceptions (23), behind Tampa Bay's Vinny Testaverde (35) . . . Threw for over 400 yards twice (521 yards vs. Jets on October 23rd and 404 yards vs. Cleveland on Monday, December 12th), and his 521 yards passing vs. Jets on October 23rd was the high yardage figure by a QB in 1988 and not only was a new Dolphin single game record, but

it also is the third highest single game passing yardage total by a QB in NFL history:

TOP FIVE PASSING YARDAGE GAMES IN NFL HISTORY

PLAYER	ATT-COM	YARDS	TDs	RESULT/OPPONENT	DATE
Norm Van Brocklin, Rams	41-27	554	5 TDs	Won vs. N.Y. Yanks	9'28'51
Warren Moon, Houston	45-27	527	3 TDs	Won vs. K.C.	12'16'90
DAN MARINO, MIAMI	60-35	521	3 TDs	Lost vs. N.Y. Jets	10'23'88
Phil Simms, Giants	62-40	513	1 TD	Lost vs. Cin	10'13'85
Vince Ferragamo, Rams	46-30	509	3 TDs	Lost vs. Chi.	12'26'82

In that October 23rd game vs. the Jets, Marino also set a team record with 60 attempts (completing 35) and tied a team record with five interceptions . . . It was his first-ever game of five interceptions; his previous high had been four interceptions, twice (vs. San Francisco on November 28, 1986, and vs. Atlanta on November 30, 1986) . . . Had two games of four or more touchdown passes: November 27th at Jets (five TD passes) and December 12th vs. Cleveland (four TDs) . . . His five-TD game at the Jets was the fifth five-plus TD game of his career and his first since December 14, 1986 . . . Marino's first TD pass on December 12th vs. Cleveland was his 193rd career TD pass, breaking Bob Griese's Dolphin team record of 192 career touchdown passes . . . Had a ratio of one sack every 101 pass attempts (606 attempts/six sacks) . . . Was not sacked in his last 12 games, with his last sack coming on September 25th at Indianapolis . . . Carried ball 20 times for -17 yards . . . Made the first opposition fumble recovery of his career on December 12th vs. Cleveland . . . Had three sub-50 percent completion percentage games (September 4th at Chicago, October 9th at the Raiders, and November 27th at the Jets) . . . Became the 45th quarterback in NFL history to go over 20,000 career yards passing, reaching that milestone September 18th vs. Green Bay . . . With his 4,434 yards passing, Marino went over 4,000 yards in a season for the fourth time . . . Enjoyed the finest game percentage wise (81.3) of his career on December 4th vs. Indianapolis, hitting on 26 of 32 passes for 304 yards and three TDs with only one interception . . . Threw an 80-yard touchdown pass to tight end Ferrell Edmunds at the Jets on November 27th, the longest pass play of the season and tied for the fourth longest pass play in Dolphin history . . . On September 25th at Indianapolis, Marino was sacked four times for only the third time in his career . . . Against Bears at Chicago on September 4th, had then-career low nine completions, while his 113 yards passing was the third lowest figure of his career.

1987 - Led AFC in attempts (444) and completions (263) . . . Was second in NFL in attempts behind Neil Lomax (463) and third in completions behind Lomax and Montana (266) . . . Finished second in AFC in passing with 89.2 rating behind Bernie Kosar (95.4) . . . Placed fourth in league passing rating . . . Was behind Boomer Esiason (3,321) in AFC passing yards with 3,245 yards . . . Led AFC in touchdowns with 26 (Montana topped league with 31) . . . Did not play in three replacement games, breaking his string of 50 straight starts . . . Had a streak of 30 consecutive games with at least one TD pass stopped at Buffalo on November 29th, marking the end of the second-longest string in NFL history behind Johnny Unitas' 47 straight games with a TD pass.

1986 - Led AFC in passing (92.5); second in league to Tommy Kramer (92.6) . . . Only QB in league to throw TD pass in every game in '86 . . . Threw for 4,746 yards, third-highest total in NFL history . . . Threw 44 TDs in '86, second-highest total ever behind his own 48 . . . At one point, had 103 straight pass attempts without interception . . . Was named AFC offensive player of the week following week 15 (OT win over Rams in Anaheim) when he hit on 29 of 46 for 403 yards and five TDs, including 20-yard toss to Mark Duper in OT for the win . . . Tabbed AFC's player of the month for November when in five games he completed 122 of 198 (61.6%) for 1,510 yards (302 per-game average) and 16 TDs . . . Had longest pass completion in league (85 yards for TD to Duper vs. Houston, 11/2/86) . . . Tied team record, set personal high with six TD passes

versus Jets (9/21/86) . . . With his second touchdown pass on September 7th at San Diego, he set an NFL record for 100 career TD passes in the fewest amount of games to start a career, reaching that milestone in his 44th contest, breaking the previous mark (53 games) held by Johnny Unitas . . . Went over 15,000 yards passing in career versus Atlanta (11/30/86) . . . For first time in career, threw four INTs in a game; did it twice, vs. 49ers (9/28) and Atlanta (11/30).

1985 - Finished fourth in AFC in passing; fifth in league . . . Led league in yards (4,137), completions (336) and touchdowns (30) . . . Was second in AFC in attempts behind John Elway (605) . . . Threw for over 300 yards six times; Dolphins won all six games . . . Was 45 of 93 for 486 yards, three TDs and three INTs in two playoff games.

1984 - Had sensational season in '84; named in nationwide poll by CBS and The New York Times as most popular pro football player in America despite second-year status . . . Led NFL in attempts (564), completions (362), yards (5,084), average gain per pass attempt (9.0), percentage of TDs per attempt (8.5), TDs (48) and rating (108.9) . . . His yards, TDs and completions were new NFL records . . . His completions record was later broken by Warren Moon in 1991 . . . Threw four TDs versus Patriots (10/21/84), breaking Bob Griese's single-season team record for TD passes in just eight games . . . In game number nine, broke Griese's seasonal team mark for passing yards that was set in '68 . . . Set AFC Championship Game records by throwing for 421 yards and four TDs in 45-28 win over Pittsburgh on 1/6/85 . . . In Super Bowl XIX, completed 29 of 50 for 318 yards and one TD.

1983 - Enjoyed unparalleled success for first-year QB in '83 . . . Named Rookie of the Year and was first rookie QB named to start in Pro Bowl . . . Amazingly, accumulated all stats and honors despite playing only the equivalent of 10 games . . . Miniscule interception rate of 2.0 shattered Griese's '71 team record of 3.4 . . . Led AFC in passing with 96.0 rating; first rookie QB since 1970 league merger to lead a conference in passing (fifth in NFL history) . . . Third in league behind Steve Bartkowski (97.6) and Joe Theismann (97.0) . . . Tied for fourth in AFC in TDs with 20 . . . In relief appearance against Raiders (9/18/83), engineered TD drives on first two possessions as an NFL quarterback . . . Made first start in overtime loss to Buffalo (10/9/83) and was 19 of 29 for 322 yards and three TDs . . . At one point, threw 95 passes without an INT and tossed just three in 242 attempts . . . First play as an NFL QB was a sideline pass completion thrown to Duper for nine yards versus the Raiders (9/18/83) . . . Marino's first NFL TD came at the end of his first drive in the league: a six-yarder to TE Joe Rose . . . Marino's first NFL INT came a week later (10/2/83) in New Orleans as Reggie Lewis returned it 27 yards for a TD . . . Suffered left knee sprain in fourth quarter at Houston (12/4/83) and missed last two regular-season games (Strock quarterbacked Dolphins to wins in both) . . . With knee brace, returned to complete 15 of 25 in playoff loss to Seattle . . . First-round draft choice (27th overall and sixth QB, behind John Elway, Todd Blackledge, Jim Kelly, Tony Eason, and Ken O'Brien) of Miami in 1983.

COLLEGE: Had record-setting career at University of Pittsburgh from 1979-82 . . . In four seasons at Pitt, completed 693 of 1,204 passes (57.5) for 8,597 yards, 79 touchdowns and 69 interceptions . . . Graduated as Panthers' record-holder in passing yards for season (2,876 in 1981) and career (8,597); in passes attempted and completed for season (226 of 380 in 1981) and career (693 of 1,204), and in touchdown passes for season (37 in 1981) and career (79) . . . Graduated as school's all-time total offense leader with 8,290 yards compared to 6,526 of runner-up Tony Dorsett . . . Along with Dorsett, Hugh Green (Dolphins) and Bill Fralic (Atlanta) is one of only four players to have Pitt jersey retired . . . Finished college career ranked on NCAA all-time lists as fifth in passing yardage, fourth in completions and fourth in TD passes . . . During tenure at hometown school, Panthers posted records of 11-1, 11-1, 11-1 and 9-3, including four bowl appearances (Fiesta, Gator, Sugar and Cotton)

. . . In senior season, stats show 221 completions in 378 attempts (58.4) for 2,432 yards, 17 TDs and 23 interceptions, including Pitt's 7-3 Cotton Bowl loss to SMU . . . Earned All-America honors as a junior and finished fourth in Heisman Trophy balloting . . . Connected on 226 of 380 attempts (59.5) for 2,876 yards, 37 touchdowns and 23 interceptions . . . Was MVP at Sugar Bowl that year for second-ranked Panthers, completing 26 passes for 261 yards and three TDs in 24-20 edging of Georgia . . . Led Pitt to Gator Bowl in 1980, completing 116 of 224 throws (51.8) for 1,609 yards, 15 TDs and 14 interceptions . . . Became starter midway through freshman season of '79 hitting on 130 of 222 passes (58.6) for 1,680 yards, 10 scores and nine pick-offs . . . Suffered knee injury versus West Virginia that season, missing three games and later requiring off-season surgery . . . Has B.A. in communications.

PERSONAL: Married to Claire (1/30/85). Marino and his wife have four children, Daniel Charles (9/4/86), Michael Joseph (5/18/88), Joseph Donald (7/26/89) and Alexandra Claire (5/13/92) and reside in Fort Lauderdale . . . An outstanding golfer . . . Teamed with golf pro Dan Pohl to win the championship at the AT&T Pebble Beach National ProAm in February 1988, at Pebble Beach, Calif. . . In '91 off-season worked as color commentator on USA cable network's coverage of World League of American Football . . . Plays himself in movie "Ace Ventura: Pet Detective," which stars Jim Carrey, Brigitte Nielson and Courtney Cox and will be released in January, 1994 . . . Made guest appearance on Arsenio Hall Show this past off-season . . . Has won each of the two NFL Quarterback Challenge competitions held in Hawaii . . . Has appeared on the cover of every national sports publication at least once . . . Established the Dan Marino Foundation, which helps support many South Florida charities . . . Sponsors an annual golf tournament in February in Fort Lauderdale for the benefit of the Leukemia fund . . . Had his neighborhood field in Pittsburgh named Dan Marino Field in March, 1990 . . . Was the number-one selection in the inaugural United States Football League draft, being chosen by the Los Angeles Express . . . Had been a fourth-round choice of baseball's Kansas City Royals in 1979 . . . Attended Central Catholic High School in Pittsburgh, lettering in football and baseball . . . Full name is Daniel Constantine Marino, Jr., born Sept. 15, 1961, in Pittsburgh.

NFL REGULAR SEASON STATISTICS

YEAR	TEAM	G-S	ATT.	COMP.	YDS.	PCT.	TD	INT.	LG	TKLD.	RATE
1983	Miami	11-9	296	173	2210	58.4	20	6	851	10/80	96.0
1984	Miami	16-16	564	362	5084	64.2	48	17	801	13/120	108.9
1985	Miami	16-16	567	336	4137	59.3	30	21	73	18/157	84.1
1986	Miami	16-16	623	378	4746	60.7	44	23	851	17/119	92.5
1987	Miami	12-12	444	263	3245	59.2	26	13	591	9/77	89.2
1988	Miami	16-16	606	354	4434	58.4	28	23	801	6/31	80.8
1989	Miami	16-16	550	308	3997	56.0	24	22	781	10/86	76.9
1990	Miami	16-16	531	306	3563	57.6	21	11	691	15/90	82.6
1991	Miami	16-16	549	318	3970	57.9	25	13	54	27/182	85.8
1992	Miami	16-16	554	330	4116	59.6	24	16	621	28/173	85.1
10-YEAR TOTALS		151-149	5284	3128	39502	59.2	290	165	851	153/1115	87.8

NFL PLAYOFF STATISTICS

YEAR	TEAM	G-S	ATT.	COMP.	YDS.	PCT.	TD	INT.	LG	TKLD.	RATE
1983	Miami	1-1	25	15	193	60.0	2	2	321	0/0	77.6
1984	Miami	3-3	116	71	1001	61.2	8	5	411	4/29	94.1
1985	Miami	2-2	93	45	486	48.4	3	3	39	1/14	61.5
1990	Miami	2-2	79	42	544	53.2	5	2	641	2/8	85.6
1992	Miami	2-2	74	39	435	52.7	4	2	301	4/25	77.3
PLAYOFF TOTALS		10-10	387	212	2659	54.8	22	14	641	11/76	79.4

ADDITIONAL STATS

Rushing: 28 for 45 yards, 1.6 avg., long 15, 2 TDs in 1983; 28 for -7 yards, -.3 avg., long 10 in 1984; 26 for -24 yards, -.9 avg., long 2 in 1985; 12 for -3 yards, -.3 avg., long 13 in 1986; 12 for -5 yards, -.4 avg., long 51, 1 TD in 1987; 20 for -17 yards, -.9 avg., long 6 in 1988; 14 for -7 yards,

1990 GAME-BY-GAME PASSING

DATE	OPPONENT	ATT.	COMP.	YDS.	PCT.	TD	INT.	LG	TKLD.	W/L	SCORE
9/9	at New England	34	22	255	64.7	2	3	35t	0/0	W	27-24
9/16	BUFFALO	26	18	177	69.2	1	0	23	0/0	W	30-7
9/23	at N.Y. Giants	30	14	115	46.7	0	2	20	1/7	L	3-20
9/30	at Pittsburgh	28	17	175	60.7	1	1	35t	1/4	W	28-6
10/7	N.Y. JETS	39	20	262	51.3	2	0	69t	0/0	W	20-16
10/18	NEW ENGLAND	34	20	245	58.8	0	1	36	2/16	W	17-10
10/28	at Indianapolis	29	21	161	72.4	1	0	18	2/11	W	27-7
11/4	PHOENIX	25	18	205	72.0	2	0	35	0/0	W	23-3
11/11	at N.Y. Jets	36	21	192	58.3	1	1	23	0/0	W	17-3
11/19	L.A. RAIDERS	36	20	214	55.6	1	0	40	2/15	L	10-13
11/25	at Cleveland	29	16	245	55.2	2	0	35t	0/0	W	30-13
12/2	at Washington	33	17	223	51.5	1	1	38	1/2	L	20-42
12/9	PHILADELPHIA	54	27	365	50.0	2	0	37	2/14	W	23-20 (OT)
12/16	SEATTLE	29	17	250	58.6	2	1	45	1/8	W	24-17
12/23	at Buffalo	43	24	287	55.8	2	1	43	3/13	L	14-24
12/30	INDIANAPOLIS	26	14	192	53.8	1	0	53t	0/0	W	23-17
*1/5	KANSAS CITY	30	19	221	63.3	2	0	37	2/8	W	17-16
*1/12	at Buffalo	49	23	323	46.9	3	2	64t	0/0	L	34-44

1991 GAME-BY-GAME PASSING

DATE	OPPONENT	ATT.	COMP.	YDS.	PCT.	TD	INT.	LG	TKLD.	W/L	SCORE
9/1	at Buffalo	28	17	267	60.7	3	0	43t	2/17	L	31-35
9/8	INDIANAPOLIS	25	14	147	56.0	1	1	20	2/18	W	17-6
9/15	at Detroit	34	16	174	47.1	0	0	18	2/20	L	13-17
9/22	GREEN BAY	32	19	212	59.4	0	1	40	3/17	W	16-13
9/29	at N.Y. Jets	34	17	245	50.0	1	1	32	4/20	L	23-41
10/6	at New England	38	25	321	65.8	2	0	34	1/7	W	20-10
10/13	at Kansas City	29	15	216	51.7	0	0	54	0/0	L	7-42
10/20	HOUSTON	40	19	229	47.5	1	3	39	1/11	L	13-17
11/3	at Indianapolis	37	21	231	56.8	1	0	37	0/0	W	10-6
11/10	NEW ENGLAND	29	19	263	65.5	3	1	32t	1/8	W	30-20
11/18	BUFFALO	42	23	326	54.8	2	2	41	1/9	L	27-41
11/24	at Chicago	30	16	183	53.3	1	2	31	3/11	W	16-13 (OT)
12/1	TAMPA BAY	32	20	307	62.5	2	0	51	1/10	W	33-14
12/9	CINCINNATI	33	24	281	72.7	3	0	43t	1/9	W	37-13
12/15	at San Diego	41	26	286	63.4	3	1	39	2/13	L	30-38
12/22	N.Y. JETS	45	27	282	60.0	2	1	27	3/12	L	20-23 (OT)

1992 GAME-BY-GAME PASSING

DATE	OPPONENT	ATT.	COMP.	YDS.	PCT.	TD	INT.	LG	TKLD.	W/L	SCORE
9/14	at Cleveland	35	25	322	71.4	1	0	47	3/22	W	27-23
9/20	L.A. RAMS	37	21	223	56.8	2	1	38	0/0	W	26-10
9/27	at Seattle	39	23	254	59.0	1	3	20	2/17	W	19-17
10/4	at Buffalo	33	21	282	63.6	3	1	36	0/0	W	37-10
10/11	ATLANTA	40	20	250	50.0	0	0	46	1/2	W	21-17
10/18	NEW ENGLAND	30	21	294	70.0	4	1	44t	1/5	W	38-17
10/25	INDIANAPOLIS	45	25	355	55.6	2	3	48t	1/7	L	20-31
11/1	at N.Y. Jets	26	14	225	53.8	2	0	42	2/12	L	14-26
11/8	at Indianapolis	28	22	245	78.6	2	0	42	1/4	W	28-0
11/16	BUFFALO	33	22	321	66.7	2	1	55	4/35	L	20-26
11/22	HOUSTON	40	19	237	47.5	1	1	39t	4/16	W	19-16
11/29	at New Orleans	42	26	259	61.9	1	1	29	5/36	L	13-24
12/6	at San Francisco	31	19	192	61.3	0	0	24	1/7	L	3-27
12/14	L.A. RAIDERS	26	16	234	61.5	1	1	62t	1/6	W	20-7
12/20	N.Y. JETS	30	15	206	50.0	2	2	55t	1/3	W	19-17
12/27	at New England	39	21	217	53.8	0	1	21	1/1	W	16-13 (OT)
*1/10	SAN DIEGO	29	17	167	58.6	3	0	30t	0/0	W	31-0
*1/17	BUFFALO	45	22	268	48.9	1	2	24	4/25	L	10-29

* Playoff Game

SINGLE-GAME HIGHS 'N' LOWS

- Most Pass Attempts:** 60 vs. N.Y. Jets, 10/23/88
 57 vs. L.A. Raiders, 12/2/84
 55 vs. N.Y. Jets, 9/24/89
 54 at Buffalo, 11/16/86
 54 vs. Philadelphia, 12/9/90
 51 at New England, 11/6/88
- Most Pass Completions:** 39 at Buffalo, 11/16/86
 35 vs. L.A. Raiders, 12/2/84
 35 vs. N.Y. Jets, 10/23/88

- Most Yards Passing:** 521 vs. N.Y. Jets, 10/23/88
 470 vs. L.A. Raiders, 12/2/84
 448 at N.Y. Jets, 9/21/86
 429 at St. Louis, 9/30/84
 427 vs. N.Y. Jets, 9/24/89
- Most TD Passes:** 6 at N.Y. Jets, 9/21/86
 5 at Washington, 9/2/84
 5 at Green Bay, 12/8/85
 5 at L.A. Rams, 12/14/86
 5 at N.Y. Jets, 11/27/88
 4, 13 times (last time vs. New England, 10/18/92)
- Highest Completion Pct.:** 81.3 vs. Indianapolis, 12/4/88
 80.6 vs. N.Y. Jets, 11/24/86
 80.6 vs. Pittsburgh, 11/1/87
 78.6 at Indianapolis, 11/8/92
 78.1 vs. Houston, 10/14/84
 75.0 at Washington, 9/2/84
- Most Interceptions:** 5 vs N.Y. Jets, 10/23/88
 4 vs. San Francisco, 9/28/86
 4 vs. Atlanta, 11/30/86
 3, 14 times (last time vs. Indianapolis, 10/25/92)
- Fewest Pass Attempts:** 16 vs. Pittsburgh, 11/26/89
 17 at L.A. Raiders, 9/19/83
 18 at Baltimore, 10/23/83
 21 vs. Baltimore, 11/20/83
 22 at New Orleans, 10/2/83
 22 at Chicago, 9/4/88
- Fewest Pass Completions:** 8 vs. Pittsburgh, 11/26/89
 9 at Chicago, 9/4/88
 11 at L.A. Raiders, 9/19/83
 11 at Baltimore, 10/23/83
 11 at Houston, 10/1/89
- Fewest Yards Passing:** 90 at L.A. Raiders, 9/19/83
 103 at Houston, 10/1/89
 113 at Chicago, 9/4/88
 115 at N.Y. Giants, 9/23/90
 128 vs. Pittsburgh, 11/26/89
 136 at N.Y. Jets, 10/14/85
 136 vs. Buffalo, 12/22/85
- Fewest TD Passes:** 0, 20 times (last time: at New England, 12/27/92)
 1, 45 times (last time: vs. L.A. Raiders, 12/14/92)
- Lowest Completion Pct.:** 37.8 at New England, 11/13/83
 37.9 at Houston, 10/1/89
 38.9 at L.A. Raiders, 10/9/88
 40.9 at Chicago, 9/4/88
 41.2 vs. Indianapolis, 11/15/87
- Fewest Interceptions:** 0, 49 times (last time vs. San Diego, 1/10/93)
 1, 55 times (last time: at New England, 12/27/92)
- Longest Completions:** 85 yards (TD) to Duper vs. Baltimore, 11/20/83
 85 yards (TD) to Duper vs. Houston, 11/2/86
 80 yards (TD) to Duper vs. Indianapolis, 9/23/84
 80 yards (TD) to Edmunds at N.Y. Jets, 11/27/88
 78 yards (TD) to Clayton at N.Y. Jets, 11/12/89
- Most Times Sacked:** 5 at New Orleans, 11/29/92
 *4 vs. San Francisco, 1/20/85
 4 at San Diego, 9/7/86
 4 at Indianapolis, 9/25/88
 4 at N.Y. Jets, 9/29/91
 4 vs. Buffalo, 11/16/92
 4 vs. Houston, 11/22/92
 *4 vs. Buffalo, 1/17/93
 3, 12 times (last time: at Cleveland, 9/14/92)
- Most Rushing Yards:** 18 at New England, 11/13/83
Longest Run: 15 at New England, 11/13/83
 15 at Indianapolis, 10/28/90
- *Playoff Game

MARINO VS. HALL OF FAME QUARTERBACKS

Comparing Dan Marino's first ten seasons with those of the 18 quarterbacks in the Pro Football Hall of Fame)

PLAYER	ATT.	COMP.	YDS.	PCT.	TD	INT.	RATE
MARINO, DAN (MIAMI, 1983-92)	5284	3128	39502	59.2	290	165	87.8
Baugh, Sammy (Washington, 1937-46)	1718	976	12060	56.8	102	122	68.9
Blanda, George (Chicago, Balt., 1949-58)	988	445	5936	45.0	48	70	51.4
Bradshaw, Terry (Pittsburgh, 1970-79)	2859	1554	19918	54.4	147	163	69.8
Dawson, Len (Pitt., Clev., Dal., K.C., 1957-66)	1650	921	13020	55.8	134	83	77.6
Fouts, Dan (San Diego, 1973-82)	3533	2053	27139	58.1	162	153	79.8
Graham, Otto (Cleveland, 1946-55)	2626	1464	23584	55.8	174	135	86.7
Griese, Bob (Miami, 1967-76)	2477	1361	18099	54.9	139	128	75.6
Jurgensen, Sonny (Phil., Wash., 1957-66)	2284	1253	18149	54.9	143	121	78.6
Layne, Bobby (Chi., N.Y., Det., 1948-57)	2518	1233	17567	49.0	129	160	63.4
Luckman, Sid (Chicago, 1939-48)	1657	869	15263	52.4	137	120	81.6
Namath, Joe (N.Y. Jets, 1965-74)	3099	1565	23681	50.5	151	171	69.4
Starr, Bart (Green Bay, 1956-65)	2069	1092	15429	52.8	97	88	75.1
Staubach, Roger (Dallas, 1969-78)	2497	1418	19114	56.8	126	98	81.8
Tarkenton, Fran (Minnesota, Giants, 1961-70)	3411	1857	25917	54.4	205	146	81.4
Tittle, Y.A. (Balt., S.F., 1948-57)	2553	1405	19139	54.0	123	147	71.3
Unitas, Johnny (Baltimore, 1956-65)	3208	1732	26188	54.0	209	143	73.0
Van Brocklin, Norm (Los Angeles, 1949-58)	2271	1209	18523	53.2	133	147	74.8
Waterfield, Bob (Clev., Los Angeles, 1945-52)	1617	813	11849	50.3	98	127	62.0

MARINO HAS . . .


- a better touchdown to interception differential (+125) than any of the 18 QBs in the Hall of Fame over their careers; closest to him is Tarkenton at +76 (342-266).
- already passed 16 of the 18 HOF QBs in career touchdowns (Waterfield, 98 in eight years; Luckman, 139 in 12 years; Starr, 152 in 16 years; Staubach, 153 in 11 years; Namath, 173 in 13 years; Van Brocklin, 173 in 12 years; Graham, 174 in 10 years; Baugh, 186 in 16 years; Griese, 192 in 14 years; Layne, 196 in 15 years; Bradshaw, 212 in 14 years; Tittle, 212 in 15 years; Blanda, 236 in 26 years; Dawson, 239 in 19 years; Fouts, 255 in 15 years; and Jurgensen, 255 in 18 years).
- already passed 15 of the 18 HOF QBs in career passing yards (Waterfield, 11,849 in eight years; Luckman, 14,683 in 12 years; Baugh, 21,886 in 16 years; Staubach, 22,700 in 11 years; Graham, 23,584 in 10 years; Van Brocklin, 23,611 in 12 years; Starr, 24,713 in 16 years; Griese, 25,093 in 14 years; Layne, 26,768 in 15 years; Blanda, 26,920 in 26 years; Namath, 27,663 in 13 years; Bradshaw, 27,989 in 14 years; Tittle, 28,339 in 15 years; Dawson, 28,711 in 19 years; and Jurgensen, 32,224 in 18 years).
- already passed 16 of the 18 HOF QBs in career pass completions (Waterfield, 814 in eight years; Graham, 872 in 10 years; Luckman, 904 in 12 years; Van Brocklin, 1,553 in 12 years; Staubach, 1,685 in 11 years; Baugh, 1,693 in 16 years; Starr, 1,808 in 16 years; Layne, 1,814 in 15 years; Namath, 1,886 in 13 years; Blanda, 1,911 in 26 years; Griese, 1,926 in 14 years; Bradshaw, 2,025 in 14 years; Tittle, 2,118 in 15 years; Dawson,

178

2,136 in 19 years; Jurgensen, 2,433 in 18 years; and Unitas, 2,830 in 18 years).

- already passed 16 of the 18 HOF QBs in career pass attempts (Waterfield, 1,617 in eight years; Luckman, 1,744 in 12 years; Graham, 2,626 in 10 years; Van Brocklin, 2,895 in 12 years; Staubach, 2,958 in 11 years; Baugh, 2,995 in 16 years; Starr, 3,149 in 16 years; Griese, 3,429 in 14 years; Layne, 3,700 in 15 years; Dawson, 3,741 in 19 years; Namath, 3,762 in 13 years; Tittle, 3,817 in 15 years; Bradshaw, 3,901 in 14 years; Blanda, 4,007 in 26 years; Jurgensen, 4,262 in 18 years; and Unitas, 5,186 in 18 years).
- thrown for more yards (39,502) in his first ten seasons in football than any of the HOF QBs did in their initial ten campaigns; closest to him is Fouts' 27,139 yards.
- thrown for more TD passes (290) in his first ten league seasons than any of the HOF QBs did in their initial ten campaigns; closest to him is the 209 of Unitas.
- a better career completion percentage (59.2%) than any of the HOF QBs had over their careers; closest is the 57.4% (1,808-3,149) of Bart Starr.

TONY MARTIN



6-0 181 #89
Wide Receiver
Born: 9/5/65
College: Mesa (Colo.) '89
Acquired: FA, 1989
NFL: Fourth Season
Dolphins: Fourth Season

PRO: 1992 – One of the fastest players on Dolphins . . . Played in all 16 games with three starts in regular season and saw action in both playoff contests . . . Finished with 33 catches for 553 yards for an average of 16.8 yards per catch and two touchdowns . . . Added one rush for minus-two yards and one pass attempt which was incomplete . . . Had one punt return for no yards . . . Recorded at least one reception in 13 games, including nine contests with two or more receptions . . . Had four receptions which gained 40 or more yards . . . Started first three games of season in place of injured Mark Clayton (neck) . . . Recorded ten receptions for 157 yards (an average of 15.7 yards per catch) during three starting assignments . . . Opened season by catching four passes for 74 yards with a long catch of 47 yards at Cleveland (9/14) . . . On Dec. 20th vs. N.Y. Jets caught one pass for 11 yards before leaving game with neck injury vs. L.A. Rams (9/20) . . . Injury did not prove serious . . . Returned to action next week and recorded five catches for team-high 72 yards at Seattle (9/27) . . . Saw first action off bench at Buffalo and had two catches for 47 yards with a long of 36 yards . . . Recorded two catches for 54 yards with a long of 46 yards vs. Atlanta (10/11) . . . Registered five catches for a team-high 90 yards and a touchdown with a long reception of 48 yards vs. Indianapolis (10/25) . . . On Dec. 20th vs. N.Y. Jets caught one pass for a 55-yard touchdown from Dan Marino with 2:30 left in the game to bring the Dolphins back from 17-10 deficit to 17-16 in a contest Miami would win 19-17 on a Pete Stoyanovich field goal with seven seconds left in regulation . . . His 55-yard reception also was the longest catch of his career . . . Closed regular season with one catch for 11 yards at New England (12/27) . . .

179

PLAYOFFS: Saw action in both playoff games . . . Finished with three catches for 55 yards for an average of 18.3 yards per catch and a long of 22 yards . . . Did not catch a pass in AFC Divisional Playoff game vs. San Diego (1/10/93) . . . Caught three passes 55 yards in AFC Championship game vs. Buffalo (1/17/93).

1991 - Played in all 16 regular season games . . . Finished season with 27 catches for 434 yards and two touchdowns . . . His average of 16.1 yards per catch was the highest average on the Dolphins in '91 . . . Also had one punt return for 10 yards . . . Caught a pass in 11 of 16 games . . . Had one catch for seven yards at Detroit (9/15) . . . Caught three passes for 51 yards at N.Y. Jets (9/29) . . . Recorded five catches for 44 yards at New England (10/6) . . . Registered first career 100-yard game at Kansas City (10/13) as he caught four passes for 104 yards, including a 54-yard "Hail Mary" pass at the conclusion of the first half in that contest . . . Recorded three catches for 48 yards and an eight-yard touchdown vs. Buffalo (11/18) . . . Caught five passes for 106 yards and a diving 26-yard touchdown grab vs. Tampa Bay (12/1) . . . Closed season with two catches for 31 yards vs. N.Y. Jets (12/22).

1990 - Played in all 16 regular season games with five starts . . . Also saw action in both playoff contests . . . Finished regular season with 29 catches for 388 yards and two touchdowns . . . His 388 receiving yards was fourth best on the team . . . Also recorded 26 punt returns for 140 yards, an average of 5.4 yards per return . . . Had an outstanding preseason with nine catches (second on team) and led the club with 158 reception yards (an average of 17.6 yards per catch) . . . Caught at least one pass in 15 of his 16 regular season games . . . Made NFL debut at New England (9/9) and responded with three catches for 57 yards and a 35-yard touchdown . . . Had one catch for 11 yards and added a rush for eight yards on a reverse (his first NFL carry) and two punt returns for 40 yards (including a 35-yard return, his longest of the season) vs. N.Y. Jets (10/7) . . . Recorded three catches for 23 yards vs. New England (10/18) . . . Made five consecutive starts at wide receiver (Nov. 19-Dec. 16) during Mark Clayton's time on IR . . . Recorded 13 catches for 205 yards in his five starts . . . Made first career start vs. L.A. Raiders (11/19) and had three catches for 29 yards . . . Led team in receiving with season-high four catches for 46 yards at Washington (12/2) . . . Recorded three catches for 54 yards and a 28-yard scoring pass vs. Philadelphia (12/9) . . . Registered one reception for a season-long 45 yards in last start vs. Seattle (12/16) . . .

PLAYOFFS: Played in both playoff games for Dolphins . . . Recorded five catches for 51 yards and a score in post-season action . . . Caught one pass for seven yards in playoff game vs. Kansas City (1/5/91) . . . Tied for team lead with four receptions for 44 yards and an eight-yard touchdown at Buffalo (1/12/91).

1989 - Spent most of '89 season on Miami's developmental roster . . . Played quarterback in college but converted to wide receiver in '89 training camp by N.Y. Jets . . . Waived by Jets on Sept. 4 and signed by Miami to developmental squad (9/5) . . . Activated by Miami off developmental roster on Dec. 23 . . . Placed on inactive list for season finale vs. Kansas City (12/24) . . . Fifth-round draft choice (126th overall) of N.Y. Jets in 1989.

COLLEGE: Two-year starter at Mesa (Colo.) College . . . Guided team to 21-3 record as starting quarterback . . . Mesa led nation in scoring (53 points per game), rushing (364.4 average) and total offense (540.5 avg) during senior season . . . Completed 85 of 144 attempts for 1,603 yards with 17 TDs and two INTs as senior . . . Added 69 carries for 531 yards on the ground . . . Hit on 72 of 134 attempts for 953 yards with six TDs and eight INTs as junior . . . Rushed 113 times for 517 yards with eight touchdowns . . . Transferred to Mesa prior to junior season from Bishop (Tex.) College . . . Originally enrolled at Colorado . . . Majored in business management.

PERSONAL: Single, resides in Miami . . . Three-sport standout at Northwestern High School in Miami . . . Enjoys basketball and swimming . . . Lists favorite movie as "Indecent Proposal" and favorite recording artist as En Vogue . . . Plans to finish degree work during offseason . . . Full name is Tony Derrick Martin, born on Sept. 5, 1965, in Miami, Fla.

NFL REGULAR SEASON STATISTICS

YEAR	TEAM	G-S	NO.	YDS.	AVG.	LG	TD
DEVELOPMENTAL SQUAD							
1989	Miami	16-5	29	388	13.4	45	2
1990	Miami	16-0	27	434	16.1	54	2
1991	Miami	16-3	33	553	16.8	55	2
3-YEAR TOTALS		48-8	89	1375	15.4	55	6

NFL PLAYOFF STATISTICS

YEAR	TEAM	G-S	NO.	YDS.	AVG.	LG	TD
1990	Miami	2-0	5	51	10.2	13	1
1992	Miami	2-0	3	55	18.3	22	0
PLAYOFF TOTALS		4-0	8	106	13.3	22	1

ADDITIONAL STATS

Rushing: 1 for 8 in 1990; 1 for -2 yards in 1992 for total of 2 for 6 yards, long 8
Punt Returns: 26 for 140 yards, 9 FC, 5.4 avg., long 35 in 1990; 1 for 10 yards in 1991; 1 for 0 yards in 1992 for total of 28 for 150 yards, 9 FC, 5.4 avg., long 35
Miscellaneous Tackles: 1 in 1990, 1 in 1991, 1 in 1992 for total of 3 (P-1)
Passing: 0 of 1 (39.6 rating) in 1992

SINGLE-GAME HIGHS

Most Receptions: 5 at New England, 10/6/91
 5 vs. Tampa Bay, 12/1/91
 5 at Seattle, 9/27/92
 5 vs. Indianapolis, 10/25/92
 4, four times
Most Receiving Yards: 106 vs. Tampa Bay, 12/1/91
 104 at Kansas City, 10/13/91
 90 vs. Indianapolis, 10/25/92
 74 at Cleveland, 9/14/92
 72 at Seattle, 9/27/92
Most TD Receptions: 1, seven times
Longest Receptions: 55 at vs. N.Y. Jets, 12/20/92
 54 at Kansas City, 10/13/91
 51 vs. Tampa Bay, 12/1/91
 48 vs. Indianapolis, 10/25/92
 47 at Cleveland, 9/14/92

RECEIVING BREAKDOWN

	1992						CAREER					
	GM	NO	YDS	AVG	LG	TD	GM	NO	YDS	AVG	LG	TD
Buf.	2	2	47	23.5	36	0	6	8	125	15.6	36	1
Ind/Bal.	2	5	90	18.0	48	1	6	8	127	15.9	48	1
Mia.	-	-	-	-	-	-	-	-	-	-	-	-
New E.	2	1	11	11.0	11	0	6	12	135	11.3	35	1
NY Jets	2	2	67	33.5	55	1	6	10	180	18.0	55	1
AFC East	8	10	215	21.5	55	2	24	38	567	14.9	55	4
Cin.	-	-	-	-	-	-	1	0	0	0.0	0	0
Cle.	1	4	74	18.5	47	0	2	6	105	17.5	47	0
Hou.	1	2	28	14.0	17	0	1	3	37	12.3	17	0
Pitt.	-	-	-	-	-	-	1	1	16	16.0	16	0
AFC Cent.	2	6	102	17.0	47	0	6	10	158	15.8	47	0

RECEIVING BREAKDOWN

1992						CAREER					
GM	NO	YDS	AVG	LG	TD	GM	NO	YDS	AVG	LG	TD
Den.	-	-	-	-	-	1	4	104	26.0	54	0
<C.	-	-	-	-	-	2	6	57	9.5	13	0
LA Raid.	1	3	28	9.3	13	1	1	6	6.0	6	0
San D.	-	-	-	-	-	2	6	117	19.5	45	0
Sea.	1	5	72	14.4	18	0	6	17	284	16.7	54
AFC West	2	8	100	12.5	18	0	36	65	1009	15.5	55
AFC Total	12	24	417	17.4	55	2	4	8	103	12.9	28
Dal.	-	-	-	-	-	1	1	3	3.0	3	0
NY Gia.	-	-	-	-	-	1	3	54	18.0	28	1
Phil.	-	-	-	-	-	1	0	0	0.0	0	0
Pho/StL.	-	-	-	-	-	1	4	46	11.5	15	0
Wash.	-	-	-	-	-	4	8	103	12.9	28	1
NFC East	-	-	-	-	-	1	0	0	0.0	0	0
Chi.	-	-	-	-	-	1	1	7	7.0	7	0
Det.	-	-	-	-	-	1	1	14	14.0	14	0
Green B.	-	-	-	-	-	-	-	-	-	-	-
Minn.	-	-	-	-	-	1	5	106	21.2	51	1
Tama B.	-	-	-	-	-	4	7	127	18.1	51	1
NFC Cent.	-	-	-	-	-	1	2	54	27.0	46	0
Atl.	1	2	54	27.0	46	0	1	1	11	11.0	11
LA Rams	1	1	11	11.0	11	0	1	3	39	13.0	19
New O.	1	3	39	13.0	19	0	1	3	32	10.7	13
San Fran.	1	3	32	10.7	13	0	4	9	136	15.1	46
NFC West	4	9	136	15.1	46	0	12	24	366	15.3	51
NFC Total	4	9	136	15.1	46	0	12	21	306	14.6	47
Sept.	3	10	157	15.7	47	0	10	24	395	16.5	54
Oct.	4	9	191	21.2	48	1	13	17	339	19.9	24
Nov.	5	6	79	13.2	19	0	13	27	435	16.1	55
Dec.	4	8	126	15.8	55	1	24	46	723	15.7	54
Games 1-8	8	20	360	18.0	48	1	24	43	652	15.2	55
Games 9-16	8	13	193	14.8	55	1	24	39	666	17.1	55
Home	8	14	266	19.0	55	2	24	50	709	14.2	54
Road	8	19	287	15.1	47	0	31	52	848	16.3	55
Wins	11	21	380	18.1	55	1	17	37	527	14.2	54
Losses	5	12	173	14.4	48	1	32	59	903	15.3	55
Ties	11	22	383	17.4	55	2	16	30	472	15.7	54
Grass	5	11	170	15.5	36	0	48	26	440	16.9	47
Turf	16	9	157	17.4	47	0	48	30	405	13.5	46
1st Down	16	12	191	15.9	46	1	48	30	410	13.6	51
2nd Down	16	11	150	13.6	48	0	48	3	120	40.0	55
3rd Down	16	1	55	55.0	55	1	48	42	584	13.9	54
4th Down	16	21	380	18.1	55	1	48	47	791	16.8	55
1st Half	16	21	419	20.5	55	2	4	0	0	0	0
2nd Half	16	21	419	20.5	55	2	4	0	0	0	0
Overtime	1	0	0	0	0	0	4	0	0	0	0

SCOTT MILLER



5-11 179
Wide Receiver #82
Born: 10/20/68
College: UCLA '91
Acquired: D9, 1991
NFL: Third Season
Dolphins: Third Season

PRO: 1992 - Saw action mainly on special teams as punt returner . . . Played in 15 games and both playoff contests . . . Did not catch a pass . . . Led team in punt returns with 24 returns for 175 yards for an average of 7.3 yards per return . . . Missed contest against Indianapolis (10/25) due to bruised ribs . . . Had season-long 19-yard punt return vs. L.A. Rams (9/20) . . . Recorded an 18-yard punt return at Seattle (9/27) . . . Played in both playoff games . . . Registered five punt returns for 45 yards in AFC Divisional Playoff game against San Diego (1/10/93) . . . Had one punt return for 14 yards in AFC Championship game vs. Buffalo (1/17/93).

1991 - Saw action in all 16 games . . . Recorded four catches for 49 yards . . . Returned 28 punts for 248 yards with an 8.9 average and a long of 32 yards . . . Ranked fifth in the AFC and 11th in the NFL in punt return average . . . Named to All-Rookie teams of College and Pro Football Newsweekly and Pro Football Weekly as punt returner . . . Made NFL debut at Buffalo (9/1), seeing action on special teams . . . Recorded first NFL reception at Detroit (9/15) by catching one pass for 12 yards . . . Registered one catch for 11 yards vs. Cincinnati (12/9) . . . Had one catch for a season-long 15 yards and added a 32-yard punt return, the longest punt return by a Dolphin in '91, at San Diego (12/15) . . . Had strong showing in preseason to earn roster spot . . . Finished tied for third on team with six catches for 95 yards and two touchdowns in the preseason . . . Named Most Valuable Player in American Bowl vs. Raiders in Tokyo (8/4) by recording three catches for 68 yards and one touchdown . . . Ninth-round draft choice (246th overall) by Miami in 1991.

COLLEGE: Two-year starter at UCLA . . . Transferred to Bruins from Saddlebrook Junior College . . . Finished UCLA career with 61 catches for 1,137 yards and 14 scores . . . Touchdown catch total tied for second (with L.A. Rams' Willie Anderson) in school's record book behind JoJo Townsell . . . Named honorable mention All-American by The Football News and second team All-Pac 10 as senior . . . Caught 38 passes for 723 yards (19.0 avg.) with nine TDs . . . Added 14 punt returns for 112 yards (8.0 avg.) and one kickoff return for 12 yards . . . Rushed twice for 23 yards . . . Missed first three games of season due to fractured right collarbone suffered in fall drills . . . Had four receptions for 152 yards and three touchdowns vs. Arizona . . . Grabbed eight passes for 130 yards and a touchdown against Oregon . . . Closed out Bruin career with eight receptions for 175 yards and two scores at Southern California . . . Started at flanker as junior in '89 . . . Came up with 23 catches for 414 yards (18.0 avg.) and five scores . . . Caught five passes for 75 yards in first Bruin contest vs. Tennessee . . . Made three catches for 20 yards and a touchdown vs. Michigan . . . Hauled in touchdown passes from 33 and 32 yards in Stanford clash . . . Played 1987 and '88 seasons at Saddlebrook Junior College . . . Finished two-year JuCo career with 151 catches for 2,454 yards (16.3 avg.) and 17 scores . . . Had 84 receptions for 1,476 yards and five TDs as sophomore . . . Credited with 65 catches for 978 yards (15.0 avg.) and eight scores as freshman . . . Majored in history.



DOLPHIN FACT

Miami's 31-0 playoff win over the San Diego Chargers on January 10, 1993, marked the largest margin of victory by the team in a playoff game. The previous largest margin of victory in the post-season by the Dolphins was three 21-point wins as Miami had a 21-0 win over the Baltimore Colts on January 2, 1972 in the Orange Bowl, a 31-10 win over the San Diego Chargers on January 16, 1983 in the Orange Bowl and a 34-13 win over the Seattle Seahawks on December 29, 1984 in the Orange Bowl.

PERSONAL: Single, resides in El Toro, Calif . . . Led El Toro High School to 14-0 record and top ranking in state as junior . . . Led team with 64 passes for 1,267 yards and nine scores . . . Lists favorite movie as "Out for Justice" and favorite television show as "Married with Children" . . . Full name is Scott Patrick Miller, born October 20, 1968, in Phoenix, Arizona.

NFL REGULAR SEASON STATISTICS

YEAR	TEAM	G-S	NO.	YDS.	AVG.	LG	TD
1991	Miami	16-0	4	49	12.3	15	0
1992	Miami	15-0	0	0	0.0	0	0
2-YEAR TOTALS		31-0	4	49	12.3	15	0


NFL PLAYOFF STATISTICS

YEAR	TEAM	G-S	NO.	YDS.	AVG.	LG	TD
1992	Miami	2-0	0	0	0.0	0	0

ADDITIONAL STATS

Punt Returns: 28 for 248 yards, 10 FC, 8.9 avg., long 32 in 1991; 24 for 175 yards, 18 FC, 7.3 avg., long 19 in 1992 for total of 52 for 423 yards, 28 FC, 8.1 avg., long 32 (P-6 for 59 yards, 1 FC, 9.8 avg., long 14)

SCOTT MITCHELL



6-6 230
Quarterback
Born: 1/2/68
College: Utah '91
Acquired: D4, 1990
NFL: Fourth Season
Dolphins: Fourth Season

#19

PRO: 1992 - Saw action in all 16 regular season games and both playoff contests . . . Served as holder for PAT and field goal attempts . . . Made six appearances at quarterback in regular season . . . Completed two of eight passes (25%) for 32 yards with no touchdowns and one interception for a rating of 4.2 . . . Added eight rushes for ten yards . . . Made NFL debut at quarterback at Seattle (9/27) by replacing Dan Marino (slight concussion) on a third-and-ten situation on Seattle's 34-yard line with 6:35 left in regulation with Miami trailing 17-12 and responded by throwing an 18-yard completion to Tony Martin for a critical first down on his first NFL snap . . . Marino re-entered game and three plays later threw a 15-yard game winning touchdown pass to Fred Banks before Mitchell again took Marino's place for the Dolphins' next series and ran out the clock to preserve Miami's win . . . Saw late action in contest at Buffalo (10/4) and had one rush for a loss of one yard . . . Replaced Marino vs. New England (10/18) and did not complete either of his two pass attempts and suffered an interception . . . Came off bench at Indianapolis (11/8) and had one rush for minus-two yards . . . Saw fourth quarter action at San Francisco (12/6) and hit on one of five passes for 14 yards and also had one rush for eight yards . . . Replaced Marino (knee injury) for one snap in season finale at New England (12/27) but did not attempt a pass . . . Came off bench in fourth quarter in AFC Divisional Playoff game (1/10/93) at quarterback and had one rush for minus-one yard . . . Saw action as holder in AFC Championship game vs. Buffalo (1/17/93) . . . Finished preseason by hitting on 32 of 62 passes for 406 yards with

184

three touchdowns and no interceptions for a rating of 88.5 . . . Played in first three preseason games but missed last two preseason contests with a fracture on his left index finger that he hurt on the final play of the first half vs. Denver (8/15) . . . Named as Most Valuable Player of American Bowl game in Berlin on August 15th vs. Denver after completing five of eight passes for 85 yards with two touchdowns (one each to James Saxon and Tony Martin) and no interceptions while leading Dolphins from 13-7 halftime deficit to eventual 31-27 win.

WORLD LEAGUE: Played with Orlando Thunder of World League in 1992 . . . Started all 10 regular season games and both post-season contests as Thunder advanced to World Bowl championship contest . . . Orlando dropped a 21-17 decision to the Sacramento Surge in the World Bowl on June 6 . . . Led team to 8-2 regular season record . . . Set WL single-season records for pass attempts (361) and completions (201) as he passed for 2,213 yards with 12 touchdowns and seven interceptions for a 77.0 quarterback rating . . . Added 21 rushes for 45 yards and a score . . . His 1.9 interception percentage was the lowest in the WL, while his 2,213 yards ranked second, his 12 TD passes were tied for second and his 77.0 quarterback rating ranked sixth . . . Opened season by hitting on 20 of 36 passes for 221 yards and a touchdown against Ohio (3/22) . . . Named WL Offensive Player of the Week for effort at Ohio (4/5) as he completed 20 of 28 passes for 273 yards and three scores . . . Helped Thunder improve to 6-1 and clinch division title as he completed 23 of 43 passes for 254 yards at San Antonio (5/3) . . . Scored game's only touchdown on a one-yard scoring run and hit on 19 of 33 passes for 188 yards in 9-0 win over London (5/9) . . . Completed 11 of 19 attempts for 215 yards with three touchdowns in 45-7 playoff win over Birmingham (5/30) . . . Hit on 18 of 41 attempts for 187 yards with two touchdowns and one interception against Sacramento in World Bowl.

1991 - Saw action in two contests as holder for kicks . . . Made NFL debut at Buffalo (9/1) . . . Was inactive for each of the last 14 games . . . Saw action in four preseason games . . . Hit on 33 of 61 attempts (54.1%) for 343 yards with three touchdowns and one interception . . . Led Dolphins to two second-half comeback wins in preseason . . . Completed eight of 10 passes 74 yards and a touchdown vs. New Orleans (8/24) to lead Miami from 17-7 deficit to 28-24 win . . . Hit on 13 of 21 for 127 yards with two touchdowns and no interceptions at Tampa Bay (8/10) to lead Miami from 13-7 halftime deficit to 29-13 win . . .

1990 - Was inactive for all 16 regular season games and both playoff contests . . . Played in three of four preseason games . . . Hit on 19 of 34 attempts (55.9%) for 246 yards, two touchdowns and one interception during the preseason for a rating of 66.5 . . . Was especially impressive vs. Minnesota (8/31) . . . Completed seven of eight passes for 117 yards and one touchdown . . . Hit on four of five attempts for 41 yards and a touchdown vs. Philadelphia (8/19) . . . Fourth-round draft choice (93rd overall) of Miami in 1990.

COLLEGE: Three-year letterman and two-year starter at Utah (1987-89) . . . Left school following junior season to enter NFL draft . . . Finished college career with virtually every school passing record in addition to holding ten NCAA and five Western Athletic Conference marks . . . Closed career with stats of 669 completions of 1,165 attempts for 8,981 yards with 69 touchdowns and 38 interceptions . . . Over college career averaged TD pass every 9.6 completions . . . Finished college career ranked 12th in NCAA history in career passing yardage . . . Named first team All-America as senior . . . Hit on 237 on 444 attempts for 3,211 yards with school-record 31 TDs and 19 INTs . . . Passed for season-high 409 yards with three scores vs. San Diego State . . . Registered 4,322 passing yards as sophomore in 1988 which was fourth best season in NCAA history . . . Set NCAA, WAC and school records for most yards passing as a sophomore (4,322), most yards in total offense as sophomore (4,299), most pass attempts (533) and most yards passing per game . . . Named first team All-WAC and second team All-America as sophomore . . . Earned WAC Offensive Player of the

185

Year award . . . Opened season by completing 26 of 44 passes for 511 yards and touchdown strikes of 58, 72 and 70 yards in 41-16 win over Idaho State . . . Set NCAA single-game records for most total offense (625) and passing yards (631) when he hit on 36 of 60 attempts with five touchdowns against Air Force . . . Played in 11 games as second-year freshman . . . Completed 109 of 188 passes for 1,448 with nine TDs and four INTs . . . Passed for 227 yards and two touchdowns against San Diego State in first collegiate game . . . Redshirted as a freshman . . . Majored in economics.

PERSONAL: Married to Kim (12/3/88), couple resides with son Joshua in Fort Lauderdale, Fla . . . Attended Springville (Utah) High School . . . Won all-state honors in football, basketball and baseball . . . Earned All-America recognition in football . . . Named state's Most Valuable Player in football and baseball . . . Passed for 2,220 yards and 17 TDs as senior and led team to 12-0 record and state title . . . Enjoys fishing, camping and playing golf . . . Lists favorite movie as "Field of Dreams," favorite television show as "Cheers" and favorite book as "Ten Most Wanted Men" . . . Full name is William Scott Mitchell, born Jan. 2, 1968, in Salt Lake City, Utah.

NFL REGULAR SEASON STATISTICS

YEAR	TEAM	G-S	ATT.	COMP.	YDS.	PCT.	TD	INT.	LG	TKLD.	RATE
INACTIVE											
1990	Miami										
1991	Miami	2-0	0	0	0	0.0	0	0	0	0/0	0.0
1992	Miami	16-0	8	2	32	25.0	0	1	18	0/0	4.2
3-YEAR TOTALS		18-0	8	2	32	25.0	0	1	18	0/0	4.2

NFL PLAYOFF STATISTICS

YEAR	TEAM	G-S	ATT.	COMP.	YDS.	PCT.	TD	INT.	LG	TKLD.	RATE
1992	Miami	2-0	0	0	0	0.0	0	0	0	0/0	0.0

ADDITIONAL STATS

Rushing: 8 for 10 yards, 1.3 avg., long 8 in 1992 (P-1 for -1 yards)

CLIFF ODOM



6-2 236 #93
Linebacker
Born: 8/15/58
College: Texas Arlington '80
Acquired: PB (Ind.), 1990
NFL: 13th Season
Dolphins: Fourth Season

PRO: 1992 - Veteran inside linebacker . . . Played in three games in regular season and both playoff contests . . . Saw action mainly on special teams . . . Recorded three tackles on special teams . . . Missed entire preseason after signing contract on August 28 . . . Was granted two-week roster exemption . . . Did not count on roster for season opener at Cleveland (9/14) . . . Waived on September 15 following end of roster exemption . . . Re-signed with Miami on December 2 when Mark Sander was placed on Injured Reserve with a wrist injury . . . Was inactive at San Francisco (12/6) . . . Saw action in both playoff games . . . Recorded three tackles in AFC Divisional Playoff game vs. San Diego (1/10/93).

1991 - Returned from career threatening hip injury to have solid season . . . Underwent off-season hip surgery to relieve mild form of avascular necrosis before start of 1991 season . . . Played in 14 games with 11 starts . . . Finished third on team with 73 tackles (63 solo) and added a sack, an interception and a forced fumble and a fumble recovered . . . Was named 1991 winner of "Joe Robbie Award" for team leadership . . . Placed on the Physically Unable to Perform list on July 11 while recovering from hip surgery . . . Was activated off the PUP list on August 13 and made his preseason debut for the Dolphins at Denver (8/19) . . . Dressed, but did not play in first two games of regular season . . . Saw reserve role for next three contests . . . Started last 11 games of season . . . In those 11 starts he had 71 of his 73 tackles (including one sack), and tied or led the team in tackles five times . . . Saw first action of season at Detroit (9/15) but did not have a tackle . . . Made first start of season at New England (10/6) and responded with seven tackles . . . Tied for team lead with eight tackles at Indianapolis (11/3) and also had a fumble recovery, the second straight year he has recovered a fumble against his former Colt teammates in the Hoosier Dome . . . Registered six tackles and only sack of season vs. New England (11/10) . . . Had seven tackles at Chicago (11/24) and added a forced fumble . . . Led team with season-high 12 tackles at San Diego (12/15) . . . Finished with seven tackles and first interception of 11-year NFL career (covering 150 regular season games) in season-finale vs. N.Y. Jets (12/22).

1990 - Acquired from unprotected list of Indianapolis on March 27, 1990 . . . Started all 16 regular season games and two playoff contests at right inside linebacker . . . Finished season second on team with 108 tackles (82 solo), one sack and one fumble recovery . . . Added 12 tackles (10 solo) in playoffs . . . It was his fifth season with 100 or more tackles . . . Tied or led the team in tackles in five games in '90 and finished second on six other occasions . . . Had four games with ten or more tackles . . . Opened season at New England (9/9) and led team with 11 tackles . . . Registered season-high 13 tackles and added one pass defended at Giants (9/23) . . . Returned home to Indianapolis (10/28) and had sensational game against former Colts teammates . . . Led team in tackles with six and recorded a sack for no gain of Colts QB Jack Trudeau that knocked him out of the game with a knee injury . . . Also scored first touchdown in his NFL career by recovering a fumble by Trudeau in endzone for Miami's first score of game . . . Tied for the team lead with five tackles vs. Phoenix (11/4) . . . Recorded ten tackles and a pass defended vs. Raiders (11/9) . . . Tied for the team lead with seven tackles at Cleveland (11/25) . . . Racked-up 11 tackles vs. Philadelphia (12/9) . . . Led Dolphins in tackles with nine vs. Indianapolis (12/20) . . . Finished second on team with five tackles in playoff opener vs. Kansas City (1/5) . . . Racked-up seven tackles at Buffalo (1/12).

1989 - Played in all 16 games with three starts in '89 for Indianapolis . . . Finished season with 27 tackles (20 solo) and a pass defended . . . Added three tackles on special teams . . . Opened season coming off bench vs. San Francisco (9/10) and responded with three tackles . . . Started next two contests at L.A. Rams (9/17) and vs. Atlanta (9/24) at LILB in place of injured Jeff Herrod . . . Recorded season high seven tackles at L.A. Rams . . . Saw reserve duty for next seven contests . . . Started at RILB in place of Freddie Young vs. N.Y. Jets (11/19) and responded with five tackles.

1988 - Saw action in 13 games with seven starts . . . Joined center Ray Donaldson and kicker Dean Biasucci as team captains . . . Finished fifth on team with 94 tackles (61 solo) and two sacks . . . Recovered and forced a fumble . . . Started first five games at LILB before relinquishing role to Freddie Young . . . Opened season strong with 15 tackles, a forced fumble and a fumble recovery in Houston (9/4) . . . Responded with second straight solid performance with 16 stops vs. Chicago (9/11) . . . Came off bench at Buffalo (10/9) . . . Started for injured Barry Krauss at RILB vs. Tampa Bay (10/16) . . . Missed games vs. Denver (10/31) and vs. N.Y. Jets (11/6) due to

sprained ankle . . . Returned to action in back-up role for Weeks 11 through 15 . . . Started season finale vs. Buffalo (12/18) at LILB for injured Young.

1987 - Started all 12 non-strike games . . . Missed three games due to NFL's players strike . . . Missed games ended streak of 54 consecutive starts . . . Finished second on team in tackles with 105 (74 solo), nine passes defended and five fumbles forced . . . Added three fumble recoveries and one QB pressure . . . Reached double figures in tackles on four occasions . . . Recorded eight or more tackles in eight games . . . Earned AFC Defensive Player of the Week honors with three forced fumbles at Miami (11/15) . . . Colts used turnovers to score 13 points . . . Added forced fumbles at Jets (11/1) and vs. Buffalo (12/13).

1986 - Started all 16 games . . . Led team with 151 tackles (98 solo), five passes defended and a sack . . . Added two forced fumbles and a fumble recovered . . . Recorded seven or more tackles in 14 of 16 games . . . Had season-high 14 tackles, a fumble recovery and a sack vs. N.Y. Jets (9/28) . . . Forced fumbles in contests vs. L.A. Rams (9/21) and at N.Y. Jets (11/16).

1985 - Started all 16 games . . . Led club with 192 stops (117 solo), two sacks and eight passes defended . . . Added four forced fumbles and two fumbles recovered . . . Recorded season-high 19 tackles at Miami (9/15) and at N.Y. Jets (9/29) . . . Recorded 10 or more tackles in 10 of 16 games.

1984 - Started all 16 games at RILB . . . Finished second on team with 152 tackles (110 solo) and four sacks and a pass defended . . . Registered six or more tackles in 15 games and double digits in tackles in six games . . . Had season-high 16 tackles vs. Buffalo (9/13) . . . Recorded two sacks at New England (12/16).

1983 - Played in 15 games with five starts . . . Started last four contests at inside linebacker . . . Finished season with 57 tackles (43 solo), one sack and a fumble recovery . . . Led team with 19 tackles on special teams . . . Recorded season-high 11 tackles at Cleveland (11/27) . . . Finished season strong with 10 tackles in finale at Houston (12/18).

1982 - Signed with Oakland as free agent on March 1, 1982 . . . Placed on waivers on Aug. 10 and claimed by Baltimore on 8/12 . . . Saw action in eight games with two starts for Colts . . . Finished season with 30 tackles (21 solo) . . . Shifted between inside and outside linebacker . . . Started at RILB at Miami (9/19) and at ROLB at N.Y. Jets (11/21) . . . Recorded season-high 11 tackles at Jets.

1980-81 - Saw action in eight games as rookie with Cleveland in '80 . . . Recorded five tackles and a sack . . . Suffered knee injury and placed on injured reserve on Nov. 3 . . . Spent remainder of season on injured list . . . Waived by Browns on 8/18/81 . . . Did not play professional football in 1981 . . . Third-round draft choice (72nd overall) of Cleveland in 1980.

COLLEGE: Four-year letterman at Texas Arlington . . . Named second-team All-Southland Conference as senior and selected as team's Defensive Player of the Year . . . Team captain during senior year . . . Led club in tackles as senior until suffered chipped thigh bone . . . Team's leading tackler as a junior . . . Holds B.A. in business administration/management.

PERSONAL: Married to Cynthia (10/15/80), couple resides in Arlington, Texas, with son Cliff, Jr. (10/2/88) . . . Attended French High School in Beaumont, Texas . . . Earned All-District honors as senior linebacker . . . Led team to district title during final year . . . Enjoys fishing and hunting . . . Lists favorite movies as "48 Hours," favorite television show as "The Cosby Show" and favorite recording artist as Janet Jackson . . . Has worked with Riley's Childrens Hospital in Indianapolis, the Arlington (Texas) Girls Club and the American Cancer Association . . . Full name is Clifton Lewis Odum, born on Aug. 15, 1958, in Beaumont, Texas.

NFL REGULAR SEASON STATISTICS

YEAR	TEAM	G-S	TACK.	ASST.	TOTAL	FUM. REC.	QB SACK	INT.	YDS.
1980	Cleveland	8-0	5	0	5	0	1	0	0
1982	Baltimore	8-2	21	9	30	0	0	0	0
1983	Baltimore	15-5	43	14	57	1	1	0	0
1984	Indianapolis	16-16	110	42	152	1	4	0	0
1985	Indianapolis	16-16	117	75	192	2	2	0	0
1986	Indianapolis	16-16	98	53	151	2	1	0	0
1987	Indianapolis	12-12	74	31	105	3	0	0	0
1988	Indianapolis	13-7	61	33	94	1	2	0	0
1989	Indianapolis	16-3	20	7	27	0	0	0	0
1990	Miami	16-16	82	26	108	1	1	0	0
1991	Miami	14-11	63	10	73	1	1	1	0
1992	Miami	3-0	0	0	0	0	0	0	0
12-YEAR TOTALS		153-104	694	300	994	12	13	1	0

NFL PLAYOFF STATISTICS

YEAR	TEAM	G-S	TACK.	ASST.	TOTAL	FUM. REC.	QB SACK	INT.	YDS.
1987	Indianapolis	1-0	3	1	4	0	0	0	0
1990	Miami	2-2	10	2	12	0	0	0	0
1992	Miami	2-0	3	0	3	0	0	0	0
PLAYOFF TOTALS		5-2	16	3	19	0	0	0	0

ADDITIONAL STATS

- Forced Fumbles:** 1 in 1983, 3 in 1984, 4 in 1985, 2 in 1986, 5 in 1987, 1 in 1988, 1 in 1991 for total of 17
- Passes Defended:** 2 in 1983, 1 in 1984, 8 in 1985, 5 in 1986, 9 in 1987, 2 in 1988, 4 in 1990, 2 in 1991 for total of 33
- Special Teams Tackles:** 3 in 1981, 5 in 1982, 19 in 1983, 3 in 1989, 3 in 1992 for total of 33
- Touchdowns:** 1 in 1990

JOHN OFFERDAHL



6-3 238
Linebacker #**56**
Born: 8/17/64
College: Western Michigan '86
Acquired: D2, 1986
NFL: Eighth Season
Dolphins: Eighth Season

- PRO: 1992** - Ranks among the top inside linebackers in NFL . . . Had season shortened due to injury for second consecutive year . . . Missed most of season with an abdominal injury . . . Underwent surgery on January 7, 1993, to tighten abdominal musculature . . . Surgery was performed by Dr. William Meyers at Duke University Hospital . . . Is expected to make full recovery by start of training camp . . . Started eight games in 1992 . . . Played at full strength for just first six games of season as team opened with 6-0 record in the six contests he played at full strength and were 5-5 in the remaining ten regular season games . . . Finished with 51 tackles (38 solo), 1.5 sacks, a forced fumble and a pass defended . . . Opened season at Cleveland (9/14) and led team with 11 tackles and a ten-yard sack of Browns' quarterback Bernie Kosar . . . Led team with 11

tackles and recorded a half-sack (shared with Chuck Klingbeil) at Seattle (9/27) . . . Suffered an abdominal strain at Buffalo (10/4) which would hamper him for remainder of season . . . Finished second on team with seven tackles vs. New England (10/18) . . . Was inactive for contest against Indianapolis (10/25) due to abdomen injury . . . Returned to starting role at N.Y. Jets (11/1) but saw only limited action due to injury . . . Was inactive for next four games of season . . . Started contest at San Francisco (12/6) but was forced out of game early due to abdominal pain . . . Missed remaining three games of regular season as inactive player . . . Placed on Injured Reserve on January 6, 1993, and missed playoffs.

1991 – Suffered knee injury which shortened season to just six games . . . Started first six games of season before knee injury at New England (10/6) . . . Finished with 48 tackles (34 solo), a forced fumble and one-and-a-half sacks . . . Had team lead in tackles at time of injury . . . Was not selected to the Pro Bowl for first time in NFL career due to shortened season . . . Opened season with ten tackles and a forced fumble at Buffalo (9/1) . . . Led team with nine tackles and had a pass defended vs. Indianapolis (9/8) . . . Registered four tackles and a sack vs. Green Bay (9/22) . . . Recorded team-high eight tackles at N.Y. Jets (9/29) . . . Had exceptional game at New England (10/6) before leaving game with knee injury . . . Had season-high 13 tackles and a half-sack (along with T.J. Turner) at Patriots . . . Suffered torn posterior cruciate and medial collateral ligaments of left knee when Turner fell on him following a shared sack . . . Underwent reconstructive knee surgery on Oct. 10, performed by Dr. Peter Indelicato . . . Was placed on Injured Reserve on Oct. 12 . . . Missed remainder of season.

1990 – Started all 16 regular season games and one playoff contest at left inside linebacker . . . Finished the season as the team's leading tackler with 116 tackles (98 solo) and added a sack, an interception and a forced fumble . . . It marked the third time in career that he recorded 100 or more tackles in a season . . . Named as AFC Co-Defensive Player of the Month of October (with teammate Jeff Cross), when he had 17 tackles . . . Chosen to start in Pro Bowl for fourth time in career . . . Named All-Pro for first time in career by Associated Press, The Sporting News, the Pro Football Writers, Pro Football Weekly, Newspaper Enterprise Association . . . Earned second team All-Pro by College and Pro Football Newsweekly . . . Recognized as All-AFC by the Football News and United Press International . . . Voted as team's Outstanding Linebacker by South Florida media for fourth time in five-year career (other was Barry Krauss in '89) . . . Only Dolphin linebacker to win more than four team awards was Nick Buoniconti (five, 1970-74) . . . Won Nat Moore Award for community service for second straight season . . . Tied or led the team in tackles for seven games and finished second twice . . . Recorded five games of ten or more tackles . . . Opened season with ten tackles at New England (9/9) . . . Recorded four tackles and a forced fumble vs. Buffalo (9/16) . . . Led Miami with 15 tackles at Giants (9/23) and added a pass defended . . . Tied for team lead with six tackles and a pass defended vs. New England (10/18) . . . Forced to leave game vs. Phoenix (11/4) late with a contusion of his right big toe . . . Returned to action next week and led team with eight tackles at Jets (11/11) . . . Recorded team-leading 12 tackles vs. Raiders (11/19) . . . Registered team-high seven tackles and a pass defended at Cleveland (11/25) . . . Had season-high 16 tackles vs. Philadelphia (12/9) . . . Recorded only interception and sack of season vs. Seattle (9/16) . . . Led team with ten tackles at Buffalo (12/23) and added one pass defended . . . In playoff win over Kansas City (1/5), recorded four tackles and a pass defended despite suffering from painful arch injury to left foot . . . Placed on inactive list for post-season game at Buffalo (1/12) due to that injury . . .

PRO BOWL: Voted as starter on 1990 AFC Pro Bowl team but did not play in contest due to arch injury . . . Offerdahl and Bryan Cox (1992) are the only Dolphin linebackers ever selected to start a Pro Bowl contest . . . Has earned Pro Bowl honors five times (1986-90) and four times was selected as a starter (1986, 1988-90) . . .

190

Offerdahl holds the team record for most seasons selected to the Pro Bowl game as a linebacker, and he and Nick Buoniconti (1972-73) are the only Dolphin linebackers selected to play in more than one Pro Bowl.

1989 – Played in 10 games with eight starts in 1990 . . . Missed all of training camp and first six games of regular-season due to contractual dispute . . . Placed on the reserve/did not report list on July 28 . . . Remained on list until Oct. 16 when he signed a contract for remainder of '89 season . . . Added to active roster on October 21 . . . Despite short season, finished third on club in tackles with 72 (58 solo) and added 1.5 sacks . . . Recorded six or more tackles in seven of his eight starts . . . Made '89 debut vs. Green Bay (10/22), coming off bench for two plays in middle of fourth quarter . . . Saw reserve duty at Buffalo (10/29) to make eight tackles in his second game . . . Made first start of season vs. Indianapolis (11/5) and tied for team lead with nine tackles . . . Led Dolphins with 13 tackles and added a half-sack (shared with Jeff Cross) at N.Y. Jets (11/12) . . . Recorded nine tackles at Kansas City (12/3), but suffered knee injury during fourth quarter . . . Injury did not force him to miss any action, however he used a knee brace in the remaining three contests . . . Recorded nine tackles and a sack at Indianapolis (12/17) . . . Closed season with seven tackles on Dec. 24 vs. Kansas City . . . Voted by teammates as the 1989 winner of the Nat Moore Award for community service and civic participation . . . Named as starting inside linebacker for 1990 AFC Pro Bowl team . . . Suffered injury to left shoulder during game.

1988 – Started all 16 games in 1988 at right inside LB . . . Led Dolphins with 117 tackles (99 solo), two forced fumbles and a career-high two interceptions . . . Registered at least four tackles in every contest . . . Opened season with nine tackles at Chicago (9/4) . . . Teamed with fellow LB Mark Brown to sack Colts quarterback Chris Chandler on a fourth-and-one on the Dolphins' three-yard line at Indianapolis (9/25) to thwart Colt drive . . . Intercepted Tommy Kramer pass to preserve Miami's defensive shutout of Minnesota (Miami won 24-7 with Vikings' only TD coming on interception return) . . . Chalked up eight tackles and intercepted Doug Flutie pass in end zone at New England (11/6) . . . Scored season-high 11 tackles at Jets (11/27) . . . Followed performance with 10 tackle effort against Indianapolis (12/4) . . . Knocked Cleveland quarterback Bernie Kosar out of contest (12/12) with hit . . . Named to Pro Bowl for second time as a starter and third time overall . . . Named to UPI's first team All-AFC and AP's honorable mention All-NFL teams . . . Named as Miami's Outstanding Linebacker (voted by South Florida media) for third straight year.

1987 – Started nine games in 1987 . . . Miami was 6-3 in those games . . . Despite playing three fewer games than most Dolphin veterans, still finished second on team in tackles with 67 (54 solo) – 12 behind leader Jackie Shipp at 79 . . . Had 1 1/2 QB sacks and one pass defended . . . Suffered torn right bicep in preseason opener with Chicago (8/16/87) and was placed on injured reserve on 9/8 . . . Activated on 10/31, day before game with Pittsburgh . . . Started versus Steelers and responded with nine tackles . . . Had season-high 13 tackles at Buffalo (2) . . . Made 11 tackles versus Philadelphia (added a QB sack) and Washington . . . Recorded at least four tackles in every game but one (two versus Jets) . . . Named to second straight Pro Bowl, this time as a backup . . . Named to second-team All-AFC squad by UPI and honorable mention All-NFL team by AP . . . Won award as Miami's outstanding linebacker (voted by South Florida media) for second straight year . . . Last Dolphin to accomplish that feat was Bob Brudzinski (1983-84) . . . Enjoyed fine Pro Bowl outing as he led AFC with seven tackles in 15-6 victory . . . Had arthroscopic surgery on left ankle on 2/23/88.

1986 – Enjoyed banner rookie season in '86, earning various rookie-of-the-year awards, leading team in tackles and being chosen to Pro Bowl . . . Was first Dolphin LB ever named as a starter to Pro Bowl; only fourth Miami LB overall (Nick Buoniconti, Kim Bokamper and A.J. Duhe were others) . . . Started all 15 regular-

191

season games he played in; missed at Buffalo (11/16) with severely bruised right elbow he suffered week before against Cleveland . . . Led team in tackles in 10 of his 15 games . . . Led Dolphins with 135 tackles (109 solo); next Dolphin on tackle chart was Jackie Shipp with 85 . . . Recorded first NFL interception versus Colts (9/14/86) . . . Had season-high 16 tackles against New England (10/5/86) . . . Named AFC Defensive Player of the Week following Colts game (10/26/86) when he made game-saving, one-on-one, open-field tackle of Owen Gill on fourth- and-10 from Miami 22 with :33 left; had 10 tackles (nine solo) and three QB pressures on day, left locker room on crutches after aggravating left ankle injury . . . His 10 tackles versus Houston (11/2/86) and first sack of career came as he only played first half, still named Defensive Player of the Week by Sports Illustrated . . . Recorded 100th tackle of career versus Atlanta (11/30/86) . . . Among his '86 post-season honors: Old Spice NFL Rookie of the Year; Pro Bowl starter; Pro Football Weekly All-AFC, Rookie of the Year and All-Rookie Team; Football News first-team All-AFC; AP second-team All-NFL; UPI first-team All-AFC and All-Rookie; NFLPA AFC Rookie of the Year (second place); PFWA All-Rookie; and Football Digest All-Rookie . . . Tabbed as Dolphins' Outstanding Linebacker and Rookie of the Year in 1986 . . . Also won Tommy Fitzgerald Award as outstanding rookie in training camp . . . Was a late signee in rookie year, holding out until 7/29/86; showed awareness by spending five weeks prior to signing in South Florida to get used to humidity . . . Won starting post from Mark Brown on 8/4/86 . . . Second-round draft choice (52nd overall) and Miami's first pick in 1986.

COLLEGE: Started every game for Western Michigan over four-year career (1982-85) . . . Named team MVP in '84 and '85 seasons . . . Won honors as top defensive player in '83 . . . Selected to All-Mid American Conference first team in 1983, 1984 and 1985 (unanimous) . . . Also chosen as MAC Defensive Player of the Year in '85 . . . Won AP All-America honors three straight seasons - 1985 (second team), 1984 (third team), 1983 (honorable mention) . . . Named most valuable defensive player of North team in 1986 Senior Bowl after stopping Heisman Trophy winner Bo Jackson twice on fourth-and-one plays . . . MAC career leader in tackles with 694 . . . WMU career leader in tackles, forced fumbles (17) and fumbles recovered (eight) . . . Also WMU season record holder in tackles (192 in 1983) forced fumbles (five in 1984) and fumble recoveries (four in 1985) . . . Led Broncos in solo, assisted and total tackles all four years . . . Best game in 1985 was against Central Michigan, when he had 24 tackles, forced two fumbles and intercepted one pass . . . Went to Western Michigan on half scholarship, but it was elevated to full scholarship after first week of practice . . . Holds B.S. in bio-medical sciences.

PERSONAL: Married to Lynn (7/2/89), couple have daughter Alexandra (3/16/92) and live year-round in Fort Lauderdale . . . Graduated during 1990 off-season with degree in bio-medicine . . . Dolphins' nominee for 1989 and 1990 Travelers/NFL Man of the Year Award for his many charitable activities . . . Named recipient of the NFL's "Extra Effort" Award for the month of September, 1992, in recognition of his work in behalf of the victims of Hurricane Andrew . . . Offerdahl mobilized the employees of his five "Offerdahl's Bagel Gourmet" restaurants to produce more than 6,000 bagels and distributed them to homeless victims in Dade County in the days following the hurricane . . . Sponsors "Hound Dog Derby" at Biscayne Dog Track to benefit North Miami Jaycees' Big Brothers program . . . Comes from very sports-minded family . . . Parents, Arnold and Irene, are frequent visitors to both home and away Dolphin games . . . Enjoys fishing, playing bridge, listening to music and reading books . . . Favorite author is Robert Ludlum and favorite recording artists are Steve Winwood and Eric Clapton . . . Owns his own French Horn and plays it quite well . . . Owns "Offerdahl's Bagel Gourmet" stores in Weston, Hollywood, Boynton Beach, North Lauderdale and Pembroke Pines . . . Attended Fort Atkinson (Wis.) High School, lettering in football, basketball and baseball . . . Full name is John Arnold Offerdahl, born Aug. 17, 1964, in Wisconsin Rapids, Wis.

NFL REGULAR SEASON STATISTICS

YEAR	TEAM	G-S	TACK.	ASST.	TOTAL	FUM. REC.	QB SACK	INT.	YDS.
1986	Miami	15-15	109	26	135	0	2	1	14
1987	Miami	9-9	54	13	67	0	1	0	0
1988	Miami	16-16	99	18	117	1		2	2
1989	Miami	10-8	58	14	72	0	1	0	0
1990	Miami	16-16	98	18	116	0	1	1	28
1991	Miami	6-6	34	14	48	0	1	0	0
1992	Miami	8-8	38	13	51	0	1	0	0
7-YEAR TOTALS		80-78	490	116	606	1	9 1/2	4	44

NFL PLAYOFF STATISTICS

YEAR	TEAM	G-S	TACK.	ASST.	TOTAL	FUM. REC.	QB SACK	INT.	YDS.
1990	Miami	1-1	4	0	4	0	0	0	0

ADDITIONAL STATS

Forced Fumbles: 3 in 1986, 2 in 1988, 1 in 1990, 1 in 1991, 1 in 1992 for total of 8
Passes Defensed: 8 in 1986, 1 in 1987, 3 in 1988, 7 in 1990, 1 in 1991, 1 in 1992 for total of 21 (P-1)

LOUIS OLIVER



6-2 224 #25
Safety
Born: 3/9/66
College: Florida '89
Acquired: D1b, 1989
NFL: Fifth Season
Dolphins: Fifth Season

PRO: 1992 - Provides big plays for Dolphins from free safety position . . . Started all 16 regular season games and both playoff contests . . . Ranked among team leaders in almost every defensive statistical category . . . Finished second team in tackles with 90 (66 solo), first on team with five interceptions and second on team with 12 passes defensed and added a fumble recovery . . . Named second-team All-Pro by the Associated Press and first-team All-AFC by United Press International . . . Voted as team's Outstanding Defensive Back for second consecutive season by South Florida media . . . Had four or more tackles in 13 games . . . Opened season with eight tackles at Cleveland (9/14) . . . Had seven tackles vs. L.A. Rams (9/20) . . . Had career game in Miami's 37-10 win at Buffalo (10/4) with three tackles, three passes defensed, three interceptions and a team-record 103-yard return for a touchdown (see below) . . . Named AFC Defensive Player of the Week and earned Miller Lite NFL Player of the Week honors following performance against Bills . . . Marked second time in career he won AFC Defensive Player of the Week honors as he won that award after the fifth weekend of the 1989 season following a three-tackle, one interception game against Cleveland in Miami's 13-10 overtime win . . . Joined LB Bryan Cox as the only two players in Dolphin history to win AFC Defensive Player of the Week honors more than once in their careers . . . Recorded ten tackles at N.Y. Jets (11/1) . . . Finished with six tackles

and a pass defended vs. Buffalo (11/16) . . . Had two interceptions of quarterback Browning Nagle vs. N.Y. Jets (12/20) . . .

PLAYOFFS: Finished second on team with 17 tackles and tied for team lead with two interceptions . . . Added a forced fumble and two passes defended . . . Had four tackles and an interception in AFC Divisional Playoff game vs. San Diego (1/10/93) . . . Led team with 13 tackles and also added an interception and a forced fumble in AFC Championship game vs. Buffalo (1/17/93) . . .

INTERCEPTIONS: Oliver recorded team-high five interceptions in 1992 which tied his single season career high that he established in 1990 and 1991 . . . Has led or tied for team lead in interceptions in each of his four seasons in league and is the only player in team history to lead or tie for team lead in interceptions in each of his first four professional seasons . . . Overall, he is first Dolphin player to lead or share the team lead in interceptions for four consecutive years since Glenn Blackwood (1984-87) . . . His five interceptions placed him tied for 11th in the AFC . . . Has career total of 19 INTs which ranks eighth among team's all-time interception leaders . . . His five interceptions in '92 came in two games as he had three interceptions at Buffalo (10/4) and two picks vs. the N.Y. Jets (12/20) to up his career total to three games of two or more interceptions . . . Had a career game in Miami's 37-10 win at Buffalo (10/4) with three tackles, three passes defended and a career-high three interceptions . . . His three INTs surpassed his previous best of two interceptions which he recorded on October 20, 1991, against Houston . . . Became first Dolphin player to record three interceptions in a game since William Judson recorded the feat at the N.Y. Jets on October 16, 1983 . . . In addition, Oliver also returned one of his interceptions for a touchdown as he intercepted a Jim Kelly pass three yards deep in the end zone and returned the ball 103 yards for a touchdown . . . Oliver's 103-yard return tied the NFL record for the all-time longest interception return, which had been set by San Diego's Vencie Glenn against Denver on November 29, 1987:

LONGEST INTERCEPTION RETURNS IN NFL HISTORY

NAME	TEAM	DATE	OPPONENT	INTERCEPTION
				RETURN
1. LOUIS OLIVER	MIAMI	10/4/92	AT BUFFALO	103 YARDS
Vencie Glenn	San Diego	11/29/87	Denver	103 yards
3. Bob Smith	Detroit	11/24/49	Chicago	102 yards
Erich Barnes	N.Y. Giants	10/15/61	Dallas	102 yards
Gary Barbaro	Kansas City	12/11/77	Seattle	102 yards
Louis Breedon	Cincinnati	11/8/81	San Diego	102 yards
Eddie Anderson	L.A. Raiders	12/14/92	at Miami	102 yards

In addition, the 103-yard return broke the team record for longest interception return, which was a 96-yard return for a touchdown by Dick Anderson on November 24, 1966, off a Tom Sherman pass at Boston . . . The touchdown return was Oliver's first career touchdown (in fact, it was his first touchdown on any level, including high school, college, or pro), and he became the first Dolphin player to return an interception for a touchdown since Jarvis Williams had a 42-yard scoring return at Washington on December 2, 1990 . . . Overall, Oliver's three interceptions netted him a total of 170 return yards in the game, which is the most in Dolphin history, breaking the record held by Dick Anderson with 121 yards on four interceptions against Pittsburgh on December 3, 1973 . . . It also was the second-highest single-game total in NFL history, behind only San Diego's Charlie McNeil, who had 177 yards on interception returns against Houston on September 24, 1961 . . . In addition, Oliver's three interceptions is tied for the second highest single game total in Dolphin history, surpassed only by Anderson's four interception, game against the Steelers on December 3, 1973.

1991 - Started all 16 games at free safety . . . Finished season with team-leading totals of 88 tackles (73 solo) and five interceptions . . . Added a fumble recovery and eight passes, defended . . . Voted as Miami's Outstanding Defensive Back by South Florida media . . . Became first Dolphin defensive back to lead

team in tackles since Willie West in 1966 . . . His five interceptions placed him tied for fourth in the AFC and tied for fifth in the NFL . . . Total of five interceptions matches his previous career best of five INTs in 1990 (equalled in 1992) . . . Opened season with team-leading 13 tackles and added an interception (picked off a Jim Kelly pass in end zone and returned it 37 yards) at Buffalo (9/1) . . . Had team-high eight tackles at Detroit (9/15) . . . Had three interceptions in a two-game span vs. Houston (10/20) and at Indianapolis (11/3) . . . Registered three tackles and first career game with two interceptions vs. Houston (10/20) by picking off two Warren Moon passes and returning them a total of 26 yards . . . It was the first time a Dolphin had two interceptions in a game since Jarvis Williams had two INTs vs. Indianapolis on December 30, 1990 . . . Had two tackles and an interception at Colts (11/3) . . . Finished with three tackles, two passes defended and an interception vs. Tampa Bay (12/1) . . . Closed season with team-leading eight tackles vs. N.Y. Jets (12/22).

1990 - Started all 16 regular season games and two playoff contests in 1990 . . . Named second team All-AFC by United Press International . . . Finished with 65 tackles (54 solo), five interceptions, six passes defended and a sack . . . His five INTs were a career-high (equalled in 1991 and 1992) and tied Jarvis Williams for the team lead . . . Oliver's five interceptions were the most by a Dolphin since Glenn Blackwood had six INTs in 1985 . . . Finished tied for third in AFC and tied for tenth in the NFL with five INTs . . . Finished fourth on the Dolphins in tackles with 65 (54 solo, 11 assisted) . . . Recorded two tackles and first INT of season vs. Buffalo on Sept. 16 . . . Recorded seven tackles at Giants (9/23) . . . Tied for team lead with seven tackles vs. Jets (10/7) . . . Left Colts game on Oct. 28 with knee injury that did not prove to be serious . . . Recorded team-high five tackles and registered an INT vs. Phoenix (11/4) . . . Had three tackles and an INT at N.Y. Jets (11/11) . . . Tied for team lead with seven tackles and added a pass defended and his fourth INT of season at Cleveland (11/25) . . . Had five tackles and an INT vs. Philadelphia (12/9) . . . Finished second on team with six tackles and his first career sack vs. Indianapolis (12/30).

1989 - Played in 15 games with 13 starts . . . Finished season with 62 tackles (51 solo), six passes defended, a forced fumble and a team-leading four interceptions . . . Became just the fourth Dolphin rookie to lead the team in INTs (Jarvis Williams in 1988, Lloyd Mumphord in 1969 and Dick Anderson in 1968) . . . Teamed with former Univ. of Florida teammate Jarvis Williams to form one of NFL's top safety duos . . . Named by South Florida media as Miami's Outstanding Rookie for '89 season . . . Opened season as starter at free safety vs. Buffalo (9/10) and led team with 11 tackles . . . Registered first career interception and added eight tackles and two passes defended at Houston (10/1) . . . Recorded four tackles and key interception when Miami defeated Cleveland 13-10 in overtime on Oct. 8 . . . Forced overtime period when he intercepted a Bernie Kosar pass on the Miami's 26-yard line with less than a minute remaining in regulation and the score tied 10-10 . . . Named AFC Defensive Player of the Week for performance against Cleveland . . . Recorded six tackles and combined with E.J. Junior to tackle Jets QB Ken O'Brien on goal-line on second-and-goal play to force Jets to settle for field goal in Miami's 31-23 victory at New York (11/12) . . . Forced to leave contest in the second quarter vs. Pittsburgh (11/26) with contusion of right shoulder and did not return . . . Did not play the following week, on Dec. 3 at Kansas City, the only game he missed in '89 . . . Injury hampered him the rest of the season, limiting his playing time mainly to passing situations as part of Miami's nickel and dime defensive packages . . . Started game but played only briefly vs. New England (12/10) because of injury . . . Came off bench and registered interception of Colts QB Jack Trudeau on Dec. 17 at Indianapolis . . . Played mainly in passing situations vs. Kansas City (12/24) and recorded INT of Chiefs QB Steve DeBerg . . . Second pick in first round (25th overall) by Miami in 1989.

TONY PAIGE



5-11 235 #49
Fullback
Born: 10/14/62
College: Virginia Tech '84
Acquired: PB (Det.), 1990
NFL: Tenth Season
Dolphins: Fourth Season

COLLEGE: Three-year starter and four-year letterman at Florida . . . Redshirted as freshman in 1984 . . . Originally joined Gators as walk-on . . . Registered career totals of 221 tackles (152 solo), 11 interceptions, three forced fumbles and five fumbles recovered . . . Finished career tied for second on school's all-time interception list . . . Earned Southeastern Conference academic honor roll selection . . . Named to 1988 Walter Camp, Kodak Football Coaches Association and AP first-team All-America teams . . . First defensive back in school history to earn All-America honors in consecutive seasons . . . As senior, registered 68 tackles, three interceptions and nine passes defended . . . Started all 11 games as junior and named as school's Defensive Back of the Year . . . Earned first-team All-America honors from Sporting News . . . Consensus All-Southeastern Conference pick (AP, UPI and SEC Coaches) . . . Named to SEC Academic Honor Roll . . . Earned Florida's Defensive Player of the Week for first three weeks of season (four times overall) . . . Named as SEC Defensive Player of the Week after registering eight tackles and four passes defended in 23-14 win at Alabama . . . Started all 11 games at free safety as a sophomore . . . Registered 62 tackles (46 solo), six pass deflections and an interception . . . Came up with interception against Mississippi State . . . Saw action mainly on special teams in all 11 games as redshirt freshman . . . Finished second on team with 11 special team tackles . . . Redshirted as a true freshman . . . Participated on scout squad as defensive back . . . Holds B.S. in criminology and law.

PERSONAL: Single, resides in Miami, Fla . . . Standout defensive back at Belle Glades Central High School . . . Blocked eight punts as a senior, returning four for touchdowns . . . Also registered four interceptions . . . Member of 1982 and '83 conference championship teams . . . Earned membership in National Honor Society . . . Graduated in top five percent of his class . . . Lists favorite movie as "Coming to America" . . . Hobbies include playing racquetball, basketball and fishing . . . Full name is Louis Oliver III, born March 9, 1966, in Belle Glade, Fla.

NFL REGULAR SEASON STATISTICS

YEAR	TEAM	G-S	TACK.	ASST.	TOTAL	FUM. REC.	INT.	YDS.	LG	TD
1989	Miami	15-13	51	11	62	0	4	32	23	0
1990	Miami	16-16	54	11	65	0	5	87	35	0
1991	Miami	16-16	73	15	88	1	5	80	37	0
1992	Miami	16-16	66	24	90	1	5	200	103t	1
4-YEAR TOTALS		63-61	244	61	305	2	19	399	103t	1

NFL PLAYOFF STATISTICS

YEAR	TEAM	G-S	TACK.	ASST.	TOTAL	FUM. REC.	INT.	YDS.	LG	TD
1990	Miami	2-2	3	2	5	0	0	0	0	0
1992	Miami	2-2	14	3	17	0	2	21	21	0
PLAYOFF TOTALS		4-4	17	5	22	0	2	21	21	0

ADDITIONAL STATS

Passes Defensed: 6 in 1989, 6 in 1990, 8 in 1991, 12 in 1992 for total of 32 (P-4)

Forced Fumbles: 1 in 1989 (P-1)

Sacks: 1 in 1990



DOLPHIN FACT

In games where the attendance has been greater than 70,000 (actual), the Dolphins have a 58-33 (.637) record —

40-13 (.755) at home, 17-18 (.486) on the road and 1-2 (.333) in Super Bowls.

PRO: 1992 — Started all 16 regular season games and both playoff contests at fullback . . . Had seven carries for 11 yards and one touchdown . . . Finished tied for second on the Dolphins in receiving with 48 catches for 399 yards and one touchdown . . . Led the team in receptions three times . . . Opened season as starter at fullback at Cleveland (9/14) and caught three passes for 20 yards . . . Led team with eight catches for 71 yards at Seattle (9/27) . . . His eight catches matched his career high (accomplished twice previously) and his 71 reception yards was the second highest single game total of his career . . . Recorded three catches for 35 yards and a touchdown at Buffalo (10/4) . . . Had three receptions for 27 yards vs. Atlanta (10/11) on same day his wife Tonya gave birth to son Tony, Jr . . . On Oct. 18th vs. New England he had two carries for four yards and added four receptions for 42 yards, including a 30-yard catch, the longest reception of his career . . . Recorded team-high six catches for 35 yards vs. Indianapolis (10/25) . . . Had three catches for 20 yards and one rush for a one-yard touchdown run at Indianapolis (11/8) . . . Led team in receptions with four catches for 31 yards vs. N.Y. Jets (12/20) . . . Signed contract on August 24 after missing first four preseason games . . . Was granted two-week roster exemption . . . Activated on August 27 and made preseason debut in starting role that evening against New Orleans . . .

PLAYOFFS: Had team-high five catches for 14 yards, including a one-yard TD reception in AFC Divisional Playoff game vs. San Diego (1/10/93) . . . Did not have a rush or reception in AFC Championship game vs. Buffalo (1/17/93) . . .

AMONG RECEIVING LEADERS: Paige's 48 catches ranked tied for 22nd in the AFC in receiving and was the seventh-highest total in the AFC among running backs . . . Combined with his 35 receptions in 1990 and 57 catches in 1991, Paige has a total of 140 catches during his three seasons (1990-92) with the Dolphins which ranks fourth among AFC running backs during that time span:

AFC RECEIVING, LAST THREE SEASONS (1990-92) Running Backs, By Receptions

NAME	1990	1991	1992	TOTAL
1. John L. Williams, Sea.....	73	61	74	208
2. Ronnie Harmon, S.D.....	46	59	79	184
3. Thurman Thomas, Buff.	49	62	58	169
4. TONY PAIGE, MIA.....	35	57	48	140
5. Lorenzo White, Hou.....	39	27	57	123

Paige's 48 catches ranked tied for second (with tight end Keith Jackson) on the Dolphins in 1992 behind only fellow running back Bobby Humphrey (54 catches) . . . Paige and Humphrey combined for a total of 102 catches during '92 which is the second-highest receiving total from a Dolphin backfield in club history behind only the 109 catches from Lorenzo Hampton (61 catches) and Tony

Nathan (48 catches) in 1986 . . . Paige has recorded two of the top ten receiving seasons by a Dolphin running back in team history as his 1991 total of 57 catches is tied for fourth and his 1992 total of 48 catches is tied for tenth . . . Has 140 receptions since joining Dolphins in 1990 and that total ranks fourth on Miami's all-time career leaders in receptions among running backs:

DOLPHIN CAREER RECEIVING LEADERS
Running Backs, By Receptions

NAME	CAREER	CATCHES	NAME	CAREER	CATCHES
1. Tony Nathan	79-87	383	6. Norm Bulaich	75-79	109
2. Jim Kluck	68-74	221	7. Ron Davenport	85-89	93
3. Troy Stradford	87-90	159	8. Larry Csonka	68-74, 79	91
4. TONY PAIGE	90-92	140	9. Gary Davis	76-79	74
5. Lorenzo Hampton	85-89	123	10. Delvin Williams	78-80	70

1991 - Started at fullback in all 16 regular season games . . . Had ten carries for 25 yards and added 57 catches for 469 yards and a touchdown . . . Placed third on team in both receptions (57) and receiving yards (469) . . . His 57 catches and his 469 receiving yards are his single-season career highs . . . Had two special teams tackles . . . Added two kickoff returns for 31 yards for a 15.5 avg . . . Had five receptions for 53 yards vs. Indianapolis (9/8) . . . Led team with season-high six receptions for 34 yards and added one rush for three yards vs. Green Bay (9/22) . . . In a three-game span from Oct. 20 through Nov. 10, he had 18 receptions for 174 yards and tied or led team in receptions in all three of those games . . . Tied for team lead in receptions with four catches for 45 yards vs. Houston (10/20) . . . Posted team-high total of six catches for 50 yards and gained two yards on his only carry at Indianapolis (11/3) . . . Had best game of season as he led team in receptions and receiving yards with eight catches for 79 yards vs. New England (11/10) . . . His eight catches tied his career high and also tied for the most catches in a game by a Dolphin during 1991 . . . His 79 yards in receptions also is a new career high, surpassing his previous single game best of 56 receiving yards on September 9, 1990 at New England . . . Had six catches for 42 yards vs. Cincinnati (12/9) . . . Caught seven passes for 58 yards and a touchdown at San Diego (12/15) . . . Closed season with five catches for 32 yards vs. N.Y. Jets (12/22).

1990 - Fullback was acquired from unprotected list of Detroit Lions on March 13, 1990 . . . Played and started in 13 regular season games and both playoff contests in 1990 for Miami . . . Finished season with 32 carries for 95 yards and two rushing scores and added 35 receptions for 247 yards and four touchdown catches . . . Placed third on team in receptions (35), second in receiving touchdowns (four) and third in scoring with 36 points (two touchdowns rushing and four TDs receiving) . . . Had 26 catches for 180 yards in his first seven games, but had just nine catches for 67 yards in last six starts . . . Made Dolphin debut at fullback at New England (9/9) and responded with one carry for seven yards and five catches for 56 yards and one touchdown . . . His TD reception was a seven-yard grab with just 1:46 remaining in the game to give Miami its winning points in a 27-24 comeback victory . . . Gained 16 yards in eight carries and also added 34 yards on three receptions including a 17-yard touchdown catch, vs. Buffalo (9/16) . . . Had five carries for ten yards and a one-yard touchdown run (his first rushing TD as a Dolphin) and led Miami with six receptions for 36 yards at Pittsburgh (9/30) . . . Led Dolphins with career-high eight catches (since equalled) for 41 yards at Indianapolis (10/18) and had three carries for fifteen yards, including a two-yard touchdown run . . . Rushed for 29 yards on six carries and caught one pass for a 17-yard touchdown from Dan Marino vs. Phoenix (11/4) . . . Had three carries for ten yards and added three receptions for 20 yards and a ten-yard TD catch at N.Y. Jets (11/11) . . . Suffered knee injury in Jets contest . . . Was on inactive list vs. L.A. Raiders (11/19) and Cleveland (11/25) due to a knee injury . . . Returning to starting lineup at Washington (12/2) and had one catch for five yards . . .

Saw limited action vs. Philadelphia (12/9) due to sprained left ankle sprain suffered in contest . . . Was on inactive list vs. Seattle (12/16) due to ankle injury . . .

PLAYOFFS: Started both playoff games at fullback . . . Recorded one run for two yards and added six catches for 36 yards and a score . . . Caught five passes for 30 yards, including a one-yard TD grab, and rushed once for two yards vs. Kansas City (1.5) . . . Registered one catch for six yards at Buffalo (1/12).

1989 - Played in 16 games with four starts for Detroit Lions . . . Rushed 30 times for 105 yards and added two catches for 27 yards in '89 . . . Finished second on team with 14 special teams tackles . . . Started at fullback in season-opener and rushed seven times for 26 yards . . . Performed as substitute for next four games as rookie RB Barry Sanders got majority of work . . . Returned to starting line-up in two-back offense vs. Tampa Bay (10/15) and responded with season-high 33 yards on nine carries.

1988 - Played in 16 games with two starts in 1988 . . . Rushed for 207 yards on 52 carries . . . His 4.0 yards per rush average was best on team . . . Added 11 catches for 100 yards . . . Rushed for career-high 49 yards at Chicago (12/11).

1987 - Signed with Lions on Nov. 19, 1987, as free agent . . . Played in five games with no starts for Detroit . . . Joined Lions when injuries hit Lions' backfield . . . Carried four times for 13 yards . . . Added two receptions for one yard.

1986 - Played in 16 games with seven starts for N.Y. Jets in '86 . . . Rushed 47 times for 109 yards and two TDs . . . Added 18 catches for 121 yards . . . Earned game ball in opening contest at Buffalo (9/7) with four catches for 46 yards and a rushing touchdown . . . Racked-up 36 yards on 12 carries and one TD at Indianapolis (9/28).

1985 - Second leading scorer (behind kicker Pat Leahy) on Jets when he totaled 10 touchdowns for 60 points in '85 . . . Finished sixth in the AFC in TD production . . . Saw action in 16 games with eight starts . . . Finished third on team in rushing with 158 yards on 55 carries with team-high eight TDs . . . Caught 18 passes for 120 yards and a pair of scores . . . Rushed for career-long 30-yard run on fake punt vs. Cleveland (12/22).

1984 - Had steady rookie season for Jets in 1984 . . . Played in 16 games with three starts . . . Rushed 35 times for 130 yards with team-leading seven TDs . . . Added six receptions for 31 yards and a TD . . . Ran for first downs on fake punts at Buffalo (23 yards) and vs. Miami (24 yards) . . . Sixth-round draft choice (149th overall) of N.Y. Jets in 1984.


COLLEGE: Four-year letterman at Virginia Tech . . . Played primarily as a blocking back . . . Finished career with 209 attempts for 973 yards and two touchdowns . . . Added 49 receptions for 457 yards and three TDs . . . Left Virginia Tech as school's all-time leading receiver among fullbacks . . . College teammate of Buffalo's All-Pro defensive end Bruce Smith . . . Rushed 81 times for 366 yards as senior . . . Named as All-South Independent selection as a junior . . . Totaled 305 rushing yards on 64 carries . . . Had career-game vs. Univ. of Miami with 10 carries for 72 yards and three catches for 18 yards . . . As sophomore rushed 54 times for 251 yards and added 17 receptions for 100 yards . . . Threw TD pass on fullback option play vs. Wake Forest . . . Holds B.A. in broadcasting.

PERSONAL: Married to Tonya (6/21/86), couple resides in Silver Springs, Md., with daughter, Taylor (12/7/89) and son, Tony, Jr. (10/11/92) . . . Attended DeMatha Catholic High School in Hyattsville, Md . . . Enjoys playing golf . . . Has done work with Big Brothers and Big Sisters . . . Lists favorite television show as "The Cosby Show," favorite book as "Manchild in the Promised Land," and favorite recording artist as "Winans" . . . Nominated by fellow players for 1991 "Whizzer" White NFLPA Humanitarian Award for community service . . . Active in community-related activities in hometown area of Hyattsville, Md./Washington D.C . . . Involved in Big Brothers

RECEIVING BREAKDOWN

1992								CAREER							
GM	NO	YDS	AVG	LG	TD	GM	NO	YDS	AVG	LG	TD				
Buf.	2	5	57	11.4	15	1	12	21	190	9.0	18	2			
Ind/Bal.	2	9	55	6.1	12	0	12	35	231	6.6	25	0			
Mia.	-	-	-	-	-	-	6	2	10	5.0	6	0			
New E.	2	7	72	10.3	30	0	12	26	226	8.7	30	1			
NY Jets	2	4	31	7.8	8	0	7	14	90	6.4	10	1			
AFC East	8	25	215	8.6	30	1	49	98	747	7.6	30	4			
Cin.	-	-	-	-	-	-	5	9	65	7.2	9	0			
Cle.	1	3	20	6.7	9	0	4	3	20	6.7	9	0			
Hou.	1	0	0	0.0	0	0	4	5	52	10.4	26	0			
Pitt.	-	-	-	-	-	-	4	9	61	7.1	14	0			
AFC Cent.	2	3	20	6.7	9	0	17	26	198	7.6	26	0			
Den.	-	-	-	-	-	-	1	0	0	0.0	0	0			
K.C.	-	-	-	-	-	-	5	0	0	0.0	0	0			
LA Raid.	1	2	16	8.0	8	0	2	6	55	9.2	19	1			
San D.	-	-	-	-	-	-	1	7	58	8.3	13	1			
Sea.	1	8	71	8.9	20	0	3	11	89	8.1	20	0			
AFC West	2	10	87	8.7	20	0	12	24	202	8.4	20	2			
AFC Total	12	38	322	8.5	30	1	78	148	1147	7.8	30	6			
Dal.	-	-	-	-	-	-	-	-	-	-	-	-			
NY Gia.	-	-	-	-	-	-	5	8	71	8.9	20	0			
Phil.	-	-	-	-	-	-	2	0	0	0.0	0	0			
Pho/StL.	-	-	-	-	-	-	1	1	17	17.0	17	1			
Wash.	-	-	-	-	-	-	1	1	5	5.0	5	0			
NFC East	-	-	-	-	-	-	9	10	93	9.3	20	1			
Chi.	-	-	-	-	-	-	6	2	12	6.0	7	0			
Det.	-	-	-	-	-	-	2	5	40	8.0	13	0			
Green B.	-	-	-	-	-	-	6	7	39	5.6	9	1			
Minn.	-	-	-	-	-	-	5	1	-2	-2.0	-2	0			
Tampa B.	-	-	-	-	-	-	8	4	35	8.8	12	1			
NFC Cent.	-	-	-	-	-	-	27	19	124	6.5	13	2			
Atl.	1	3	27	9.0	10	0	5	12	86	7.2	12	0			
LA Rams	1	3	26	8.7	13	0	4	3	26	8.7	13	0			
New O.	1	2	16	8.0	9	0	4	2	34	17.0	9	0			
San Fran.	1	2	8	4.0	5	0	3	3	5	1.7	5	0			
NFC West	4	10	77	7.7	13	0	16	20	151	7.6	13	0			
NFC Total	4	10	77	7.7	13	0	52	49	368	7.5	20	3			
Sept.	3	14	117	8.4	20	0	32	68	547	8.0	20	4			
Oct.	4	16	139	8.7	30	1	32	45	375	8.3	30	1			
Nov.	5	7	58	8.3	12	0	34	40	311	7.8	25	2			
Dec.	4	11	85	7.7	14	0	32	44	282	6.4	14	2			
Games 1-8	8	30	256	8.5	30	1	65	109	909	8.3	30	6			
Games 9-16	8	18	143	7.9	14	0	65	88	606	6.9	25	3			
Home	8	24	199	8.3	30	0	65	95	765	8.1	30	2			
Road	8	24	200	8.3	20	1	65	102	750	7.4	25	7			
Wins	11	36	318	8.8	30	1	-	-	-	-	-	-			
Losses	5	12	81	6.8	12	0	-	-	-	-	-	-			
Ties	-	-	-	-	-	-	-	-	-	-	-	-			
Grass	11	32	257	8.0	30	0	-	-	-	-	-	-			
Turf	5	16	142	8.9	20	1	-	-	-	-	-	-			
1st Down	16	28	238	8.5	20	0	-	-	-	-	-	-			
2nd Down	16	19	159	8.4	30	1	-	-	-	-	-	-			
3rd Down	16	1	2	2.0	2	0	-	-	-	-	-	-			
4th Down	16	0	0	0.0	0	0	-	-	-	-	-	-			
1st Half	16	24	176	7.3	15	1	-	-	-	-	-	-			
2nd Half	16	23	212	9.2	30	0	-	-	-	-	-	-			
Overtime	1	1	11	11.0	11	0	-	-	-	-	-	-			

BERNIE PARMALEE



5-11 201
Running Back #30
 Born: 9/16/67
 College: Ball State '92
 Acquired: FA, 1992
 NFL: Second Season
 Dolphins: Second Season

PRO: Played in ten regular season games and one playoff contest as rookie in 1992 . . . Saw action as reserve running back and kickoff returner . . . Signed by Miami as undrafted free agent on May 1, 1992 . . . Rushed six times for 38 yards with a long of 20 yards . . . Added seven special team tackles and 14 kickoff returns for 289 yards for a 20.6 average and a long of 32 yards . . . Waived on final roster cut on August 31 . . . Signed for team's practice squad on September 1 . . . Activated by team on October 21 after running back Aaron Craver was placed on Injured Reserve . . . Saw first NFL action vs. Houston (10/22) . . . Had only rushing attempts of regular season at Indianapolis (11/8) with six carries for 38 yards . . . Saw action in AFC Divisional Playoff game vs. San Diego (1/10/93) and rushed five times for 18 yards with a long of six yards . . . Was deactivated on January 16, 1993, and missed AFC Championship game.

COLLEGE: Four-year starter at Ball State . . . Graduated as school's all-time leading rusher with 805 carries for 3,483 yards and 26 touchdowns . . . Added 96 catches for 812 yards and three scores . . . Had 16 career games of over 100 yards . . . Named second-team All-Mid American Conference as senior . . . Recorded 215 rushes for 1,010 yards and five scores . . . Had 30 receptions for 185 yards and one TD . . . Registered career-high 169 yards and a touchdown against Illinois State . . . Became school's all-time leading rusher during junior campaign . . . Recorded 181 carries for 662 yards and five scores . . . Named as conference Freshman of the Year as he rushed for 1,064 yards and 13 TDs . . . Holds B.A. in business administration.

PERSONAL: Married to Angela, couple resides in Fort Lauderdale, Fla., with daughter Nakia Marie . . . Attended Lincoln High School in Jersey City, N.J. . . . Lettered in football (once) and baseball (three times) . . . Full name is Bernard Parmalee, born September 16, 1967, in Jersey City, N.J.

NFL REGULAR SEASON STATISTICS

YEAR	TEAM	RUSHING						RECEIVING			
		G-S	ATT.	YDS.	AVG.	LG	TD	NO.	YDS.	LG	TD
1992	Miami	10-0	6	38	6.3	20	0	0	0	0	0

NFL PLAYOFF STATISTICS

YEAR	TEAM	RUSHING						RECEIVING			
		G-S	ATT.	YDS.	AVG.	LG	TD	NO.	YDS.	LG	TD
1992	Miami	1-0	5	18	3.6	6	0	0	0	0	0

ADDITIONAL STATS

Kickoff Returns: 14 for 289 yards, 20.6 avg., long 32 in 1992
 Special Teams Tackles: 7 in 1992 (P-1)
 Miscellaneous Tackles: 1 in 1992

REGGIE ROBY



6-2 243 #4
Punter
Born: 7/30/61
College: Iowa '83
Acquired: D6, 1983
NFL: 11th Season
Dolphins: 11th Season

PRO: 1992 – Veteran punter ranks among best in NFL history . . . Played in nine regular season games and both playoff contests . . . Finished with an average of 41.2 yards per kick (1,443 yards on 35 punts) with a long of 60 yards . . . Had 11 punts downed inside 20-yard line . . . Battled back from achilles injury suffered in 1991 season finale only to suffer knee injury in season opener at Cleveland (9/14) . . . Suffered that injury during first punt of season on a 51-yard kick and missed remainder of game as Pete Stoyanovich handled punting duties . . . Was placed on Injured Reserve with torn cartilage in his left knee on September 15 and underwent arthroscopic surgery to repair that cartilage on September 18 . . . Missed seven games on IR and was activated on November 3 . . . Made return to action at Indianapolis (11/8) and had three punts for 103 yards for an average of 34.3 yards per kick . . . Recorded four punts for 199 yards with an average of 49.8 yards per kick vs. Houston (11/22) . . . Had an average of 46.5 yards per kick on four punts for 186 yards at New Orleans (11/29) . . . Registered season-best 47.6 yards per kick on five boots for 238 yards with season-long 60-yarder vs. L.A. Raiders (12/14) . . . Had the shortest kick of career with a one-yard punt at New England (12/27) . . .

PLAYOFFS: Had 12 punts for 476 yards for an average of 39.7 yards per punt and a long of 51 yards in playoffs . . . Had an outstanding contest in AFC Divisional Playoff game vs. San Diego (1/10/93) . . . Averaged 41.0 yards on eight kicks (with a long punt of 51 yards) and had four kicks downed inside the 20-yard line, including three that were downed inside the five-yard line . . . Recorded four kicks for 148 yards with an average of 37.0 yards per punt in AFC Championship game vs. Buffalo (1/17/93) . . .

ALL-TIME LISTS: Roby is second on the all-time Dolphin punt chart with 555 career punts (behind current Miami receivers coach Larry Seiple's 633 punts) . . . His career average of 43.3 yards per punt is the highest career average in Dolphin history . . . Qualified for NFL's all-time top twenty punt list in 1989 when he registered his 300th career punt . . . Career average of 43.3 yards per punt is ninth best in NFL history . . . Has suffered just three blocked punts in career which is tied with Sean Landetta for the third fewest blocked punts among the top ten all-time NFL punters:

NFL LEADING ALL-TIME PUNTERS

PLAYER	YEARS	NO.	YARDS	AVG.	LONG	BLK.
1. Sammy Baugh	16	338	15,245	45.1	85	9
2. Tommy Davis	11	511	22,833	44.7	82	2
3. Yale Lary	11	503	22,279	44.3	74	4
4. Rohn Stark	10	827	36,305	43.9	72	6
5. Horace Gillom	7	385	16,872	43.8	80	5
Jerry Norton	11	358	15,671	43.8	78	2
7. Don Chandler	12	660	28,678	43.5	90	4
8. Sean Landetta	8	493	21,406	43.4	77	3
9. REGGIE ROBY	10	555	24,033	43.3	77	3
10. Jerrel Wilson	16	1072	46,139	43.0	72	12

204

1991 – Finished season as NFL leader in overall punting with an average of 45.7 yards per kick (2,466 yards on 54 punts), his single season career best . . . He also set a new Dolphin team record for the highest season punting average, surpassing his former team mark of 44.7 yards per punt (set in 1984) . . . Became first Dolphin punter to lead NFL in punting average . . . Averaged 52.3 yards on four kicks at Detroit (9/15) and had a long kick of 56 yards . . . Had seven punts for an average of 52.7 yards per punt vs. Green Bay (9/22), including a 58-yard kick, with six of his seven punts going 50 yards or longer . . . His punting yardage in that game was a career high and his average yards per punt was the third best single game average of his career . . . Helped set-up tying touchdown against Green Bay with 54-yard punt which went out of bounds on the Packer two-yard line, and two plays later Chuck Klingbeil recovered a Don Majkowski fumble in the end zone to give the Dolphins their only touchdown and a 13-13 tie en route to their eventual 16-13 win . . . Had an average of 45.3 yards per kick on four punts at N.Y. Jets (9/29), but also had one of his punts blocked and returned 11 yards for a touchdown by the Jets' Chris Burkett just prior to halftime . . . It was the first time a Dolphin blocked punt was returned for a touchdown since Jewerl Thomas of the L.A. Rams recovered a blocked punt in the end zone on November 19, 1980 . . . It was only the third time in Roby's career (fourth, including playoff games) that he had a punt blocked and it was the first time one of his blocked punts was returned for a touchdown . . . After his first blocked punt as a rookie in 1983, Roby went 117 regular season games and suffered only one other blocked punt (in 1989) before Burkett's block in 1991 . . . Had one of his best career games vs. Houston (10/20) by averaging 53.8 yards per punt (215 total yards) on four kicks, which was his 1991 single game best as well as the second-highest single game average (minimum four punts) in Dolphin history and in his career (surpassed only by his average of 58.5 yards per punt on Sept. 28, 1986 vs. San Francisco), and he had a season-long kick of 64 yards . . . Had one punt for 62 yards (his second longest punt of the season) vs. Buffalo (11/18) . . . However, on his only punt vs. the N.Y. Jets (12/22), he suffered a torn Achilles tendon in his left leg that sidelined him the rest of the game . . . Underwent surgery on Dec. 23 by Dr. Dan Kanell and Dr. Peter Indelicato to repair the tendon . . . His injury in that Jets game forced Pete Stoyanovich to punt twice in that contest, his first-ever NFL punts . . . It also was the first time since 1987 that someone other than Roby punted for the Dolphins . . .

1991 NFL PUNTING CHAMPION: Roby led the entire NFL in punting average in 1991 . . . Finished season with an average of 45.7 yards per kick (2,466 yards on 54 punts), his single season career best . . . Also set new Dolphin team record for the highest season punting average, surpassing his former team mark of 44.7 yards per punt (set in 1984) . . . Became first Dolphin to lead NFL in punting average:

1991 NFL TOP FIVE PUNTERS

PLAYER	TEAM	NO.	YARDS	AVG.	LONG	BLK.
1. REGGIE ROBY	MIA.	54	2,466	45.7	64	1
2. Harry Newsome	Minn.	68	3,095	45.5	65	0
3. Rich Camarillo	Phoe.	76	3,445	45.3	60	1
4. Jeff Gossett	Raid.	67	2,961	44.2	61	0
5. Greg Montgomery	Hou.	48	2,105	43.9	60	2

1990 – Finished season with 72 punts for 3,022 yards, 42.0 avg. and a net average of 35.6 yards per kick . . . Ranked fourth in the AFC and tied for ninth in the NFL in punting average . . . Averaged 43.4 yards per punt in 50 kicks over last 11 games after averaging just 38.8 yards per punt over his first five games . . . Booted a 59-yard punt vs. Buffalo (9/16) . . . Averaged 46.4 yards on five punts with a long of 56 yards vs. New England (10/18) . . . Had four kicks for a 46.0 yards per punt against Indianapolis (10/28) . . . Averaged 42.3 yards per punt in three kicks vs. Phoenix (11/4) . . . Recorded a season-high 50.5 yard average in two kicks at Cleveland

205

REGGIE ROBY



6-2 243 #4
Punter
Born: 7/30/61
College: Iowa '83
Acquired: D6, 1983
NFL: 11th Season
Dolphins: 11th Season

PRO: 1992 - Veteran punter ranks among best in NFL history . . . Played in nine regular season games and both playoff contests . . . Finished with an average of 41.2 yards per kick (1,443 yards on 35 punts) with a long of 60 yards . . . Had 11 punts downed inside 20-yard line . . . Battled back from achilles injury suffered in 1991 season finale only to suffer knee injury in season opener at Cleveland (9/14) . . . Suffered that injury during first punt of season on a 51-yard kick and missed remainder of game as Pete Stoyanovich handled punting duties . . . Was placed on Injured Reserve with torn cartilage in his left knee on September 15 and underwent arthroscopic surgery to repair that cartilage on September 18 . . . Missed seven games on IR and was activated on November 3 . . . Made return to action at Indianapolis (11/8) and had three punts for 103 yards for an average of 34.3 yards per kick . . . Recorded four punts for 199 yards with an average of 49.8 yards per kick vs. Houston (11/22) . . . Had an average of 46.5 yards per kick on four punts for 186 yards at New Orleans (11/29) . . . Registered season-best 47.6 yards per kick on five boots for 238 yards with season-long 60-yarder vs. L.A. Raiders (12/14) . . . Had the shortest kick of career with a one-yard punt at New England (12/27) . . .

PLAYOFFS: Had 12 punts for 476 yards for an average of 39.7 yards per punt and a long of 51 yards in playoffs . . . Had an outstanding contest in AFC Divisional Playoff game vs. San Diego (1/10/93) . . . Averaged 41.0 yards on eight kicks (with a long punt of 51 yards) and had four kicks downed inside the 20-yard line, including three that were downed inside the five-yard line . . . Recorded four kicks for 148 yards with an average of 37.0 yards per punt in AFC Championship game vs. Buffalo (1/17/93) . . .

ALL-TIME LISTS: Roby is second on the all-time Dolphin punt chart with 555 career punts (behind current Miami receivers coach Larry Seiple's 633 punts) . . . His career average of 43.3 yards per punt is the highest career average in Dolphin history . . . Qualified for NFL's all-time top twenty punt list in 1989 when he registered his 300th career punt . . . Career average of 43.3 yards per punt is ninth best in NFL history . . . Has suffered just three blocked punts in career which is tied with Sean Landetta for the third fewest blocked punts among the top ten all-time NFL punters:

NFL LEADING ALL-TIME PUNTERS

PLAYER	YEARS	NO.	YARDS	AVG.	LONG	BLK.
1. Sammy Baugh	16	338	15,245	45.1	85	9
2. Tommy Davis	11	511	22,833	44.7	82	2
3. Yale Lary	11	503	22,279	44.3	74	4
4. Rohn Stark	10	827	36,305	43.9	72	6
5. Horace Gillom	7	385	16,872	43.8	80	5
Jerry Norton	11	358	15,671	43.8	78	2
7. Don Chandler	12	660	28,678	43.5	90	4
8. Sean Landetta	8	493	21,406	43.4	77	3
9. REGGIE ROBY	10	555	24,033	43.3	77	3
10. Jerrel Wilson	16	1072	46,139	43.0	72	12

204

1991 - Finished season as NFL leader in overall punting with an average of 45.7 yards per kick (2,466 yards on 54 punts), his single season career best . . . He also set a new Dolphin team record for the highest season punting average, surpassing his former team mark of 44.7 yards per punt (set in 1984) . . . Became first Dolphin punter to lead NFL in punting average . . . Averaged 52.3 yards on four kicks at Detroit (9/15) and had a long kick of 56 yards . . . Had seven punts for an average of 52.7 yards per punt vs. Green Bay (9/22), including a 58-yard kick, with six of his seven punts going 50 yards or longer . . . His punting yardage in that game was a career high and his average yards per punt was the third best single game average of his career . . . Helped set-up tying touchdown against Green Bay with 54-yard punt which went out of bounds on the Packer two-yard line, and two plays later Chuck Klingbeil recovered a Don Majkowski fumble in the end zone to give the Dolphins their only touchdown and a 13-13 tie en route to their eventual 16-13 win . . . Had an average of 45.3 yards per kick on four punts at N.Y. Jets (9/29), but also had one of his punts blocked and returned 11 yards for a touchdown by the Jets' Chris Burkett just prior to halftime . . . It was the first time a Dolphin blocked punt was returned for a touchdown since Jewerl Thomas of the L.A. Rams recovered a blocked punt in the end zone on November 19, 1980 . . . It was only the third time in Roby's career (fourth, including playoff games) that he had a punt blocked and it was the first time one of his blocked punts was returned for a touchdown . . . After his first blocked punt as a rookie in 1983, Roby went 117 regular season games and suffered only one other blocked punt (in 1989) before Burkett's block in 1991 . . . Had one of his best career games vs. Houston (10/20) by averaging 53.8 yards per punt (215 total yards) on four kicks, which was his 1991 single game best as well as the second-highest single game average (minimum four punts) in Dolphin history and in his career (surpassed only by his average of 58.5 yards per punt on Sept. 28, 1986 vs. San Francisco), and he had a season-long kick of 64 yards . . . Had one punt for 62 yards (his second longest punt of the season) vs. Buffalo (11/18) . . . However, on his only punt vs. the N.Y. Jets (12/22), he suffered a torn Achilles tendon in his left leg that sidelined him the rest of the game . . . Underwent surgery on Dec. 23 by Dr. Dan Kanell and Dr. Peter Indelicato to repair the tendon . . . His injury in that Jets game forced Pete Stoyanovich to punt twice in that contest, his first-ever NFL punts . . . It also was the first time since 1987 that someone other than Roby punted for the Dolphins . . .

1991 NFL PUNTING CHAMPION: Roby led the entire NFL in punting average in 1991 . . . Finished season with an average of 45.7 yards per kick (2,466 yards on 54 punts), his single season career best . . . Also set new Dolphin team record for the highest season punting average, surpassing his former team mark of 44.7 yards per punt (set in 1984) . . . Became first Dolphin to lead NFL in punting average:

1991 NFL TOP FIVE PUNTERS

PLAYER	TEAM	NO.	YARDS	AVG.	LONG	BLK.
1. REGGIE ROBY	MIA.	54	2,466	45.7	64	1
2. Harry Newsome	Minn.	68	3,095	45.5	65	0
3. Rich Camarillo	Phoe.	76	3,445	45.3	60	1
4. Jeff Gossett	Raid.	67	2,961	44.2	61	0
5. Greg Montgomery	Hou.	48	2,105	43.9	60	2

1990 - Finished season with 72 punts for 3,022 yards, 42.0 avg. and a net average of 35.6 yards per kick . . . Ranked fourth in the AFC and tied for ninth in the NFL in punting average . . . Averaged 43.4 yards per punt in 50 kicks over last 11 games after averaging just 38.8 yards per punt over his first five games . . . Booted a 59-yard punt vs. Buffalo (9/16) . . . Averaged 46.4 yards on five punts with a long of 56 yards vs. New England (10/18) . . . Had four kicks for a 46.0 yards per punt against Indianapolis (10/28) . . . Averaged 42.3 yards per punt in three kicks vs. Phoenix (11/4) . . . Recorded a season-high 50.5 yard average in two kicks at Cleveland

205

1/25) . . . Averaged 48.8 yards in six kicks at Washington (12/2) . . . Had a 45.8 yards per punt average on five kicks vs. Seattle 2/16), including a season-long punt of 62 yards that was fumbled by Seattle's Chris Warren and recovered by Stevon Moore to set up Miami's first touchdown of the game.

PLAYOFFS: In two playoff games, he booted four punts for 99 yards for an average of 49.8 yards per kick . . . Had two punts for 119 yards, an average of 59.5 yards per kick in playoff opener vs. Kansas City (1/5) . . . Also had a punt blocked by the Chiefs' Charles Washington in contest, his third career (first in playoffs) blocked punt . . . Had two punts for 80 yards, an average of 40.0 yards per kick at Buffalo (1/12) . . . Also recovered a fumble by Al Edwards late in first half that resulted in touchdown.

1989 - Earned second Pro Bowl selection in 1989, having been named to the AFC Pro Bowl team following 1984 season . . . Finished season with 58 punts for 2,458 yards, 42.4 avg. and a net average of 35.3 yards per kick . . . Ranked third in the AFC and seventh in the NFL in punting average . . . Finished third in the AFC and tied for sixth in the NFL in net average . . . Had 18 punts inside the 20-yard line which ranked fifth in the AFC and tied for tenth in the NFL . . . Booted three kicks for 140 yards (46.7 avg.) at New England on Sept. 17 . . . Knocked ball out of end zone for safety after Brian Kinchen's center snap sailed over Roby's head vs. N.Y. Jets (9/24) . . . Forced to take a safety for second straight week when he failed to handle Kinchen's high snap and knocked the ball out of end zone at Houston (10/1) . . . Punted four times for 183 yards for a 45.7 avg. (long of 51 yards) vs. Cleveland (10/8) . . . Placed four of five kicks inside twenty-yard line, including two inside the five yard line, while also booting his season-high kick of 58 yards at Dallas (11/19) . . . Charged with fumble (loss of 19 yards) and a rush (for no yardage) when he failed to handle a bad snap vs. Pittsburgh (11/26) . . . Suffered blocked punt at Indianapolis (12/17) when his punt was blocked by the Colts' Chris Goode and recovered by Goode at Miami's one-yard line . . . Blocked punt was only the second regular season one of Roby's career, with his first blocked punt coming in his rookie season on Oct. 16, 1983, against the Jets (by Darrol Ray).

1988 - Finished fifth in NFL with 43.0 average in '88, which was sixth best in Dolphins history . . . Dressed for all 16 games in 1988, punting in 15 contests . . . Punted 64 times for 2,754 yards with nine touchbacks 18 inside the 20 and no blocks in '88 . . . Handled kick off duties in second half of San Diego game (10/16) after regular kicker Fuad Reveiz suffered thigh injury in contest . . . Had 1988 single-game high with 52.0 average (on four punts) at Indianapolis (9/25) . . . Was not called upon to punt in Cleveland contest (12/12) for third time in his career (and fourth time in Miami history).

1987 - Played in 10 games in '87, punting in nine . . . Only game he did not kick in was '87 opener at New England (9/13) . . . Suffered severely sprained right ankle and mild groin pull in that contest when tackled by Patriots' Rod McSwain after bad center snap . . . Was placed on injured reserve on 9/16 and activated on 10/31 . . . For second straight year had longest punt in NFL: booted 77-yarder versus Buffalo (11/29), tying Steve Cox of Washington for that honor in '87 . . . That 77-yarder marked longest punt in Dolphin history, breaking previous record of 73 yards done twice by Roby and once by Seiple . . . Punted 32 times for 1,371 yards with three touchbacks, eight inside the 20 and no blocks in '87 . . . Handled kick off chores versus Jets (12/7) after Fuad Reveiz was injured . . . For second straight year (and third time of career, also 1984) had best net average in AFC (38.3) . . . His 42.8-yard average was just behind AFC leader Ralf Mojsiejenko (San Diego, 42.9) but Roby (32 punts) did not have necessary 2.5 punts per game (38 total) to qualify among league leaders because of games missed due to his injuries . . . Named All-AFC in '87 by Pro Football Weekly.

1986 - Finished second in AFC in 1986 with 44.2 average (behind Colts' Rohn Stark at 45.2) . . . Punted fewest times of any

regular in AFC (56) . . . Saw action in 15 games in '86 with rare non-appearance (first time in career) versus Buffalo (10/12/86) as Dolphins did not have to punt all afternoon . . . Was only second time in team history that Dolphins did not punt at least once in a game . . . His game average (58.5, 4-234) vs. San Francisco shattered Miami record of 52.0, set by Seiple vs. Jets in '73 . . . Following '86 campaign, was named honorable mention All-NFL by AP and second-team All-NFL by UPI.

1985 - Played in all 16 regular-season games along with two playoff contests in 1985 . . . Finished second in league in punting . . . Named College and Pro Football Newsweekly first-team All-Pro . . . Also NEA second-team All-Pro and UPI second-team All-AFC . . . Finished 1985 with 59 punts for 2,576 yards (43.7 average).

1984 - Was most honored NFL punter or kicker in 1984 . . . Enjoyed banner season despite fewest punts (51) among league regulars . . . Finished second in NFL with 44.7-yard average, trailing only Kansas City's Jim Arnold at 44.9 . . . Was first in NFL in net average with mark of 38.1 . . . Many honors included NFL Alumni Kicker of the Year, AP first-team All-Pro and being selected to AFC Pro Bowl squad . . . Had six punts of 60 yards or longer.

1983 - In rookie season, averaged 43.1 yards per punt to better George Roberts' prior team record of 42.6 (1980) . . . 43.1 mark was fourth in NFL, while 36.5 net average ranked third league-wide . . . Paced AFC with 27 kicks inside the 20 . . . Post-season honors included Pro Football Weekly and Football Digest All-Rookie Team . . . Several times hit Superdome scoreboard overhang in warm-ups prior to Dolphin loss at New Orleans (10/2/83) . . . Suffered blocked punt against Jets (10/16/83) when Darrol Ray smothered punt . . . Had '83 season-high 64-yarder against Colts (11/20/83) . . . Sixth-round draft choice (167th overall) of Miami in 1983.

COLLEGE: Enjoyed record-setting career at Iowa (1979-82) . . . Led nation in punting in both junior and senior seasons . . . Overall, punted for nearly four-and-a-half miles in tenure . . . Also handled kickoffs for Hawkeyes . . . In senior season of 1982, averaged 48.1 yards per kick while earning second-team All-America honors from UPI and NEA and being named first-team All-Big Ten . . . Participated in East-West Shrine all-star game . . . Had best year as junior with NCAA record 49.8-yard average on 44 kicks . . . Received first-team All-America selection that season from AP and UPI, as well as first-team All-Big Ten honors . . . Averaged better than 50 yards a punt in eight games in '81 and five in '82 . . . As sophomore averaged 40.6 yards and also connected on six of nine extra points and six of 15 field goal attempts . . . Was runner-up among Big Ten punters as freshman with 42.6-yard average, but was four punts short of qualifying for eighth place NCAA ranking . . . Was also kicker for final nine games of '79 season, converting 22 of 25 PATs and five of 11 FGs . . . Was AP honorable mention All-American as freshman . . . Also lettered for Hawkeye baseball team in 1979 . . . Majored in communications.

PERSONAL: Married to Patrice (4/14/91) . . . Couple resides in Tamarac, Fla . . . Has two children, daughter Brittany (3/5/86) and son Bry (3/27/88) . . . Wife is niece of governor of U.S. Virgin Islands (Alex Farrelly) . . . Has interned with TBS Sports and CNN in Atlanta, directing and doing camera work . . . Hopes for eventual career in television . . . Gained notoriety in 1987 for wearing wristwatch during games . . . Introduced five gourmet cookies marketed as "Cookies 4 Kicks" in fall of '92 . . . Manager of nephew's dance-rap group "Strange Kidz," who recently signed record contract with Luke Records . . . Named "Most Athletic Eyes" for '88 by Dade and Broward County Optometric Associations . . . Has done charity work for Special Olympics and for Shriners' Hospital, and also participated in national drug awareness program for NCAA, as well as "Say No to Drugs" national campaign . . . As only child in neighborhood, practiced punting by kicking footballs and soccer balls back and forth over family house . . . Punting concentration techniques include picking out person in end zone stands and trying to reach him . . .

bies include playing golf and musical production . . . Lists rite movie as "Consenting Adults," favorite TV shows as "Seinfeld" "In Living Color" and favorite book as "The Firm" . . . Enjoys nging to jazz and rhythm and blues . . . Attended East Waterloo a) High School, lettering in football (punter and tight end) and eball . . . Full name is Reginald Henry Roby, born July 30, 1961, Waterloo, Iowa.

NFL REGULAR SEASON STATISTICS

YEAR	TEAM	G	NO.	YDS.	AVG.	TB	IN 20	LG	BLK	FC	NET
83	Miami	16	74	3188	43.1	11	27	64	1	13	36.5
84	Miami	16	51	2281	44.7	10	15	69	0	13	38.1
85	Miami	16	59	2576	43.7	8	19	63	0	6	34.7
86	Miami	15	56	2476	44.2	9	13	73	0	15	37.4
87	Miami	10	32	1371	42.8	3	8	77	0	4	38.3
88	Miami	15	64	2754	43.0	9	18	64	0	10	35.3
89	Miami	16	58	2458	42.4	6	18	58	1	13	35.3
90	Miami	16	72	3022	42.0	3	20	62	0	15	35.6
91	Miami	16	54	2466	45.7	7	17	64	1	8	36.4
92	Miami	9	35	1441	41.2	3	11	60	0	6	34.3
YEAR TOTALS		145	555	24033	43.3	69	166	77	3	103	36.1

NFL PLAYOFF STATISTICS

YEAR	TEAM	G	NO.	YDS.	AVG.	TB	IN 20	LG	BLK	FC	NET
83	Miami	1	4	142	35.5	0	1	42	0	1	35.5
84	Miami	3	11	432	39.3	0	4	51	0	2	34.0
85	Miami	2	9	373	41.4	1	4	62	0	5	38.9
90	Miami	2	4	199	49.8	0	0	64	1	0	33.2
92	Miami	2	12	476	39.7	2	4	51	0	3	34.4
PLAYOFF TOTALS		10	40	1622	40.6	3	13	64	1	11	35.3

PUNT BREAKDOWN

YEAR	TEAM	0-9	10-19	20-29	30-39	40-49	50-59	60-69	70-PLUS	TOTALS
83	Miami	1	1	4	19	28	18	3	0	74
84	Miami	0	0	4	14	18	8	7	0	51
85	Miami	0	0	6	12	23	16	2	0	59
86	Miami	0	1	2	15	24	10	2	2	56
87	Miami	0	1	2	8	14	6	0	1	32
88	Miami	0	0	7	17	19	20	1	0	64
89	Miami	0	1	0	21	26	10	0	0	58
90	Miami	0	2	6	19	27	17	1	0	72
91	Miami	0	0	4	8	21	17	4	0	54
92	Miami	1	1	3	7	15	7	1	0	35
TOTALS		2	7	38	140	215	27	21	3	555
PLAYOFFS		0	0	5	14	15	4	0	0	40

SINGLE-GAME HIGHS

Most Punts: 8 at Baltimore, 10/23/83
8 at L.A. Raiders, 10/9/88

Fewest Punts: 0 vs. Buffalo, 10/12/86
0 at New England, 9/13/87
0 vs. Cleveland, 12/12/88

Most Punt Yards: 369 vs. Green Bay, 9/22/91
364 at L.A. Raiders, 10/9/88
318 at Baltimore, 10/23/83

Highest Punting Average: 58.5 vs. San Francisco, 9/28/86
Minimum 4 punts) 53.8 vs. Houston, 10/20/91
52.7 vs. Green Bay, 9/22/91

Most Touchbacks: 2, ten times, last 1991
Most Punts Inside 20: 4 at N.Y. Jets, 10/16/83
4 vs. Cleveland, 1/4/86
4 at Buffalo, 9/11/88
4 at L.A. Raiders, 10/9/88
4 at Dallas, 11/19/89

Longest Punts: 77 at Buffalo, 11/29/87
73 vs. San Francisco, 9/28/86
73 at New England, 10/5/86

Playoff Game

ADDITIONAL STATS

Rushing: 2 for -8 yards, -4.0 avg., long 0 in 1986. 1 for 0 yards in 1987. 2 for 0 yards in 1989 for total of 5 for -8 yards, -1.6 avg., long 0

Special Teams Tackles: 2 in 1985, 2 in 1986, 1 in 1988, 2 in 1990, 1 in 1991 for total of 8

Forced Fumbles: 1 in 1983

Fumble Recoveries: (P-1)

MARK SANDER



6-2 232
Linebacker #58
Born: 3/21/68
College: Louisville '91
Acquired: FA, 1991
NFL: Second Season
Dolphins: Second Season

PRO: 1992 - Played in 12 regular season games with two starts . . . Finished with 29 tackles (23 solo) . . . Added three tackles on special teams . . . Made NFL debut at Cleveland (9/14) in season opener . . . Made first tackle of NFL career at Buffalo (10/4) . . . Saw considerable action in place of injured John Offerdahl at N.Y. Jets (11/1) and recorded eight tackles . . . Made first start of NFL career at Indianapolis (11/8) and registered two tackles . . . Recorded second start of season vs. Buffalo (11/16) and finished with season-high nine tackles, despite playing some of the game with a broken right hand and wrist . . . Placed on Injured Reserve on December 2 due to wrist injury . . . Missed remainder of season . . . Underwent surgery to repair fracture in right wrist on March 3, 1993 by Dr. William Bowers.

1991 - Signed by Miami as undrafted free agent . . . Waived by team on final cut to 47 players on Aug. 26 . . . Re-signed by team for practice squad on Aug. 27 . . . Spent entire 1991 season on Dolphins' practice squad.

COLLEGE: Four-year starter at Louisville . . . Had team-high 116 tackles and an interception as senior . . . Named to numerous All-America teams . . . Earned All-South Independent honors and school's outstanding defensive player award as junior . . . Led team with 134 tackles (70 solo) and three tackles for loss . . . Selected first team All-South Independent team and honorable mention All-America as sophomore . . . Registered 167 tackles (98 solo), two tackles for loss and two interceptions . . . Started at strong side linebacker as second-year freshman . . . Finished fourth on team with 71 tackles (36 solo), four tackles for loss and a pass defended . . . Also played on special teams . . . Redshirted as a freshman.

PERSONAL: Single, splits residence between Louisville, Ky., and Pembroke Pines, Fla. . . Attended DeSales High School in Louisville . . . Named first team All-State as senior . . . Played both linebacker at defensive end in high school . . . Full name is Mark Leonard Sander, born March 21, 1968, in Louisville, Ky.

NFL REGULAR SEASON STATISTICS

YEAR	TEAM	G-S	TACK.	ASST.	TOTAL	FUM. REC.	QB SACK	INT.	YDS.	
1991	Miami	PRACTICE SQUAD								
1992	Miami	12-2	23	6	29	0	0	0	0	

ADDITIONAL STATS

Special Teams Tackles: 3 in 1992

JAMES SAXON



5-11 237 #22
Running Back

Born: 3/23/66

College: San Jose State '88

Acquired: PB (K.C.), 1992

NFL: Sixth Season

Dolphins: Second Season

PRO: 1992 – Versatile player . . . Has been utilized during NFL career as fullback, halfback, receiver, blocker, kickoff returner and special teams coverage man . . . Played in all 16 games and both playoff contests for Dolphins . . . Acquired from unprotected list of Kansas City on March 16, 1992 . . . Finished with four carries for seven yards and added five receptions for 41 yards . . . Ranked tied for third on team with seven special teams tackles . . . Made Dolphin debut in season opener at Cleveland (9/14) and recorded one carry for no yards and added one catch for five yards . . . Registered one reception for seven yards vs. L.A. Rams (9/20) . . . Had one carry for no yards at Buffalo (10/4) . . . Recorded two carries for seven yards vs. New England (10/18) . . . Had one reception for 14 yards at San Francisco (12/6) . . . Registered only multiple reception game of season with two catches for 15 yards vs. L.A. Raiders (12/14) . . . Had two carries for minus-three yards in AFC Divisional Playoff game (1/10/93) vs. San Diego . . . Saw special teams duty in AFC Championship game vs. Buffalo (1/17/93).

1991 – Played in all 16 games for Chiefs in 1991 . . . Also played in both playoff games . . . Finished with regular season totals of six carries for 13 yards . . . Added six receptions for 55 yards . . . Important member of Chiefs' special teams . . . Ranked second on team with 14 special teams tackles . . . Added four kickoff returns for 56 yards . . . Had season-high four catches for 54 yards vs. Seattle (9/22) . . . Rushed for 11 yards on two carries at San Francisco (12/14) . . . Did not record a rushing attempt or reception in playoffs.

1990 – Saw action in just six games . . . Finished season with three carries for 15 yards and one reception for five yards . . . Added five kickoff returns for 81 yards with a 16.2 average and a long of 23 yards . . . Had 13 special teams tackles . . . Suffered an ankle injury during preseason and missed first ten games of season on Injured Reserve . . . Activated off IR on November 24 . . . Had two carries for seven yards at New England (12/2) . . . Rushed once for eight yards and had a catch for five yards vs. Houston (12/16).

1989 – Played in all 16 games with two starts . . . Registered 58 carries for 233 yards with three touchdowns and 11 receptions for 86 yards . . . Also contributed on special teams with three kickoff

returns for 16 yards and nine tackles . . . Rushed for 25 yards on three carries and added a reception for 18 yards vs. L.A. Raiders (9/17) . . . Had season-highs of 18 carries for 57 yards in starting assignment vs. Denver (11/12) . . . Rushed six times for 51 yards and added two catches for 17 yards vs. Miami (12/3) . . . Had a six-yard touchdown run in season-finale at Miami (12/24).

1988 – Played in all 16 games with four starts as rookie . . . Recorded 60 carries for 236 yards with four touchdowns and 19 receptions for 177 yards . . . Added two kickoff returns for 40 yards and 18 special teams tackles . . . Won the Chiefs' Mack Lee Hill Award, which annually goes to the team's top rookie . . . Opened season as starter for first two games while Christian Okoye was on Injured Reserve . . . Registered first touchdown of NFL career on two-yard run vs. Seattle (11/20) . . . Scored winning touchdown in 38-34 win over N.Y. Jets (12/4) on one-yard plunge on fourth down with just two seconds left in game . . . Started final two games in place of injured Okoye . . . Had season-high 15 carries for 63 yards at San Diego (12/18) . . . Sixth-round draft choice (139th overall) of Kansas City in 1988.

COLLEGE: Two-year starter at San Jose State . . . Was an all-purpose runner who was used primarily at fullback . . . Had career rushing totals of 118 carries for 609 yards (5.2 avg.) and nine touchdowns . . . Caught 78 passes for 732 yards and four touchdowns . . . Returned 22 kickoffs for 24.3 average . . . Showed versatility by having all four of his pass completions (out of seven career attempts) going for touchdowns.

PERSONAL: Married to Shannon, couple resides in Lee's Summit, Missouri, with son Devin James . . . Named All-Conference tailback at Battery Creek High School in Burton, S.C. . . . Also saw action as wishbone quarterback and played receiver, linebacker and defensive back . . . Was an All-County selection as a long jumper and lettered in basketball . . . Enjoys playing basketball and fishing . . . Full name is James Elijah Saxon, born March 23, 1966, in Beaufort, S.C.

NFL REGULAR SEASON STATISTICS

YEAR	TEAM	G-S	RUSHING					RECEIVING			
			ATT.	YDS.	AVG.	LG	TD	NO.	YDS.	LG	TD
1988	Kansas City	16-4	60	236	3.9	14	2	19	177	22	0
1989	Kansas City	16-2	58	233	4.0	19	3	11	86	18	0
1990	Kansas City	6-0	3	15	5.0	8	0	1	5	5	0
1991	Kansas City	16-0	6	13	2.2	8	0	6	55	22	0
1992	Miami	16-0	4	7	1.8	4	0	5	41	14	0
5-YEAR TOTALS		70-6	131	504	3.8	19	5	42	364	22	0

NFL PLAYOFF STATISTICS

YEAR	TEAM	G-S	RUSHING					RECEIVING			
			ATT.	YDS.	AVG.	LG	TD	NO.	YDS.	LG	TD
1991	Kansas City	2-0	0	0	0.0	0	0	0	0	0	0
1992	Miami	2-0	0	0	0.0	0	0	0	0	0	0
PLAYOFF TOTALS		4-0	0	0	0.0	0	0	0	0	0	0

ADDITIONAL STATS

Kickoff Returns: 2 for 40 yards, 20.0 avg., long 27 in 1988; 3 for 16 yards, 5.3 avg., long 14 in 1989; 5 for 81 yards, 16.2 avg., long 23 in 1990; 4 for 56 yards, 14.0 avg., long 23 in 1991 for total of 14 for 193 yards, 13.8 avg., long 27.

Special Teams Tackles: 18 in 1988, 9 in 1989, 13 in 1990, 14 in 1991, 7 in 1992 for total of 61

Forced Fumbles: 1 in 1988

SINGLE-GAME HIGHS

Most Rushing Yards: 63 at San Diego, 12/18/88
57 vs. Denver, 11/12/89
51 vs. Miami, 12/3/89

Most Rushing Attempts: 18 vs. Denver, 11/12/89

RECEIVING BREAKDOWN

	1992				CAREER							
	GM	NO	YDS	AVG	LG	TD	GM	NO	YDS	AVG	LG	TD
1st Down	16	3	22	7.3	14	0	-	-	-	-	-	-
2nd Down	16	2	19	9.5	12	0	-	-	-	-	-	-
3rd Down	16	0	0	0.0	0	0	-	-	-	-	-	-
4th Down	16	0	0	0.0	0	0	-	-	-	-	-	-
1st Half	16	1	7	7.0	7	0	-	-	-	-	-	-
2nd Half	16	4	34	8.5	14	0	-	-	-	-	-	-
overtime	1	0	0	0.0	0	0	-	-	-	-	-	-

KEITH SIMS



6-2 310 #69
Guard
Born: 6/17/67
College: Iowa State '90
Acquired: D2, 1990
NFL: Fourth Season
Dolphins: Fourth Season

PRO: Massive guard . . . Started all 16 regular season games and both playoff contests at left guard in 1992 . . . Played and started in 12 games in 1991 . . . Started first six games of season at left guard . . . Made his first-ever NFL reception at N.Y. Jets (9/29) by catching a deflected Dan Marino pass and rumbling nine yards before being tackled . . . Suffered cartilage damage to right knee in contest at New England (10/6) and underwent arthroscopic surgery on that knee on Oct. 8 by Dr. Dan Kanell . . . Placed on Injured Reserve on Oct. 12 . . . Missed four games (over a five-week span) before returning to action as starting left guard on Nov. 18th vs. Buffalo . . . Started each of the last six games of the season at left guard following his activation from Injured Reserve . . . Suffered a knee-injury that sidelined him for the second half of season-ending game vs. the N.Y. Jets (12/22) . . . MRI exams indicated slight ligament damage which was rehabilitated without any surgery . . . Played in 14 games with 13 starts in regular season and started both playoff contests in 1990 . . . Member of the Dolphin front line that gave up an NFL-low 16 sacks . . . Earned All-Rookie honors from United Press International, Pro Football Weekly, College and Pro Football Newsweekly, Football Digest, Football News and the Pro Football Writers . . . Made his NFL debut with Miami as starting left guard in season opener at New England on Sept. 9 . . . Sims started alongside first round pick left tackle Richmond Webb and became the first Dolphin rookie draft choices ever to start in the season opener on the offensive line . . . Also, they were just the third and fourth rookie draft choices to start on opening day on offense in the history of the Dolphins; the only other rookie draft choices to start for Miami on offense on opening day were WR Otto Stowe (1971) and FB Larry Csonka (1968) . . . In addition, rookie NT Alfred Oglesby (third round pick) also started at New England, marking the first time in Dolphin history that each of the team's top three draft choices all started on opening day . . . Started first four regular season games . . . Had his first ever NFL kickoff return at Giants (9/23), returning a kickoff nine yards . . . Suffered knee injury at Pittsburgh on Sept. 30 . . . Underwent successful arthroscopic surgery on left knee on Oct. 2 to repair cartilage damage . . . Surgery was performed by Dr. Dan Kanell . . . Sims was not placed on injured reserve and was one of two inactive players the next two games (vs. N.Y. Jets and vs.

Patriots) . . . Made return from injury at Indianapolis (10/28) by coming off bench to play most of game at left guard after starter Roy Foster left game early in first quarter with elbow injury . . . Had been out of action for three weeks (missing two games plus bye weekend) . . . Started last nine games of season and both playoff games . . . Second-round draft choice (39th overall) of Miami in 1990.

COLLEGE: Four-year starter at Iowa State (1985-86, 1988-89) . . . Redshirted in 1987 . . . Named first team All-Big Eight and honorable mention All-America as senior . . . Posted eight knockdown blocks, including two on touchdown runs, vs. Minnesota . . . Came up with key blocks on a pair of touchdown runs in Iowa contest . . . Dominated line of scrimmage as offense rolled up 626 yards vs. Oklahoma, the most yardage given up by a Sooner defense in the '80s . . . Registered ten knockdown blocks while offense exploded for 530 yards in 24-20 win over Kansas . . . Earned honorable mention All-Big Eight and All-America honors as junior . . . Named team's Most Valuable Offensive Lineman . . . Registered 12 knockdown blocks to lead the way for five touchdowns (four rushing) in 42-14 win over Kansas . . . Had ten touchdowns to lead the way for ground game which accounted for 224 yards in 16-7 triumph over Kansas State . . . Received medical redshirt in 1987 after suffering toe injury in fall drills . . . Moved to guard after season . . . Started every game at left tackle as sophomore . . . Averaged ten knockdown blocks per game . . . Recorded 14 knockdown blocks and did not allow a tackle as offense accounted for season-high 507 yards in 48-19 win over Kansas State . . . Moved into starting lineup for last six games of freshman year . . . In fist collegiate start, offense accounted for three rushing touchdowns over his territory in 22-21 victory over Kansas . . . Holds B.S. in industrial technology.

PERSONAL: Single, resides in Plantation, Fla . . . Attended Watchung Hills High School in Warren, N.J . . . Lettered in football and wrestling . . . Named first team all-state as two-way tackle during senior season . . . Recorded 69 tackles (45 solo) with 13 tackles for losses in senior campaign . . . Enjoys computers, music, video games and watching movies . . . Has done charity work with "Say No To Drugs" . . . Lists favorite television show as "In Living Color," and favorite book as "By Reason of Insanity" . . . Enjoys listening to various R&B groups . . . Full name is Keith A. Sims, born June 17, 1967, in Baltimore, Md.

NFL REGULAR SEASON STATISTICS

GAMES/STARTS: 1990: 14/13, 1991: 12/12, 1992: 16/16 3-YEAR TOTALS: 42/41

NFL PLAYOFF STATISTICS

GAMES/STARTS: 1990: 2/2, 1992: 2/2 PLAYOFF TOTALS: 4/4

ADDITIONAL STATS

Kickoff Returns: 1 for 9 yards in 1990
 Miscellaneous Tackles: 2 in 1990
 Receiving: 1 for 9 yards in 1991



DOLPHIN FACT

The Dolphins are 15-13 in games played in a domed stadium — 7-2 against Indianapolis (Hoosier Dome), 5-6 against Houston (Astrodome), 1-2 against Detroit (Silverdome), 1-2 against New Orleans (Superdome) and 1-1 against Seattle (Kingdome). Miami has never played a regular-season or playoff game at Minnesota's Metrodome. The Dolphins are scheduled to play in the Hoosier Dome in 1993.

PETE STOYANOVICH



5-10 181 #10
Kicker
Born: 4/28/67
College: Indiana '89
Acquired: D8, 1989
NFL: Fifth Season
Dolphins: Fifth Season

PRO: 1992 - With 124 points (30-37 in field goals and 34-36 in PATs), Stoyanovich led the Dolphins in scoring and finished first in scoring in the NFL . . . He was first in the AFC and tied for first in the NFL (along with Washington's Chip Lohmiller) in field goals made (30) and was first in the AFC and second in the NFL (behind Lohmiller) in field goals attempted (37) . . . His accuracy percentage of 81.1% (30-37) was fourth in the AFC and sixth in the NFL . . . Stoyanovich's 124 points is a new Dolphin single season scoring record, breaking the former team record of 121 points which he set in 1991 . . . He also became only the second Dolphin ever to lead the NFL in scoring, joining Garo Yepremian, who led the NFL in scoring in 1971 with 117 points . . . Was named first team All-Pro by scoring in the Associated Press and The Sporting News and was a first-team All-AFC selection by United Press International . . . Also was the kicker named among the 1992 NFL Alumni Players of the Year . . . He reached 100 points on Dec. 14, 1992 vs. the L.A. Raiders, the third time in his career (1990-92) that he scored 100 or more points . . . He joined Garo Yepremian (1971-73) as the only Dolphins to score 100 or more points in three different seasons . . . On Dec. 27, 1992 at New England he kicked his 100th career field goal and qualified for the NFL's rankings for career accuracy . . . By converting all three field goals in that contest, he qualified for the rankings with a percentage of 80.8% (101 field goals made of 125 field goals attempted), which ranks him first among the NFL's all-time field goal percentage leaders . . . In 1992 he was 27-29 in field goal attempts inside 50 yards but was 3-8 in field goal tries from 50 yards or more . . . Over the course of his four-year NFL career, Stoyanovich ranks third in field goals made (101), third in points (440), and second in field goal percentage (80.8%) among kickers in the regular season over that four-year span, and has kicked more field goals of 50 or more yards (nine) in the regular season than any kicker in the league:

NFL LEADING KICKERS, LAST FOUR YEARS (1989-92)

FIELD GOALS		POINTS	
Chip Lohmiller, Wash.....	120	Chip Lohmiller, Wash.....	528
Nick Lowery, K.C.....	105	Nick Lowery, K.C.....	460
PETE STOYANOVICH, MIA.....	101	PETE STOYANOVICH, MIA.....	440
David Treadwell, Den.....	99	David Treadwell, Den.....	429
Mike Cofer, S.F.....	85	Mike Cofer, S.F.....	338
FIELD GOAL PERCENTAGE*		FIELD GOALS, 50 OR MORE YARDS	
Nick Lowery, K.C.....	84.7	PETE STOYANOVICH, MIA.....	9
PETE STOYANOVICH, MIA.....	80.8	Morten Anderson, N.O.....	8
Jim Breech, Cin.....	78.0	Chip Lohmiller, Wash.....	7
David Treadwell, Den.....	78.0	Jeff Jaeger, Raid.....	7
John Carney, S.D.....	77.9	Chris Jacke, G.B.....	6

* - Minimum 80 attempts

In addition to his duties as a placekicker, on September 14, 1992 at Cleveland he also was called on to handle the punting duties after Reggie Roby's knee injury and punted twice for 90 yards (including a 48-yard punt) in that contest, an average of 45.0 yards per kick, without a return . . . It was only the second time in his NFL career that he was used as a punter, punting twice for 85 yards (42.5 yards per kick) on December 22, 1991 vs. the N.Y. Jets following Roby's Achilles heel injury . . . Struggled during the preseason, going 9-14 in field goal tries, in part because he worked with a new holder (Jim Jensen) and snapper (Jeff Dellenbach) in the last two preseason games following injuries to holders Scott Mitchell and Scott Secules and snapper Jeff Uhlenhake . . . Did lead the Dolphins in scoring during the preseason with 36 points . . .

SCORING: With 124 points in 1992, Stoyanovich registered his third consecutive 100-point season and the third overall 100-point season of his four-year career (he scored 100 or more points in 1991 and 1990) . . . He joined Garo Yepremian (1971-73) as the only Dolphins to score 100 or more points in three seasons . . . It was the ninth time a Dolphin scored 100 or more points, and Stoyanovich has three of those nine 100-point seasons . . . Stoyanovich led the NFL in scoring in 1992, and he joined Yepremian (117 points in 1971) as the only Dolphin players ever to have led the NFL in scoring . . . His 124 points established a new Dolphin single season scoring record, and with his three seasons of 100 or more points, Stoyanovich holds the top two and three of the top ten single season scoring totals in Dolphin history after just four years in the NFL:

DOLPHIN SINGLE SEASON SCORING LEADERS

NAME	YEAR	POINTS	NAME	YEAR	POINTS
1. PETE STOYANOVICH	1992	124	6. Garo Yepremian	1973	113
2. PETE STOYANOVICH	1991	121	7. Uwe von Schamann	1981	109
3. Garo Yepremian	1971	117	8. Mark Clayton	1984	108
4. Fuad Reveiz	1985	116	9. PETE STOYANOVICH	1990	100
Garó Yepremian	1972	116	10. Uwe von Schamann	1979	99
			Uwe von Schamann	1983	99

In his career, Stoyanovich has scored 440 points, going 101-125 in field goals and 137-141 in extra points . . . His 440 career points ranks fifth among the Dolphins' all-time leading scorers . . . On September 27th at Seattle, Stoyanovich passed Larry Csonka, who had been fifth with 342 points . . . Stoyanovich needs 11 points to move past Nat Moore (450 points) into fourth place, while Mark Clayton is third with 492 points, Uwe von Schamann is second with 540 points, and Garo Yepremian is first with the Dolphins career scoring record of 830 points . . .

LONG FIELD GOALS: On Sept. 29, 1991 at the N.Y. Jets, Stoyanovich kicked a 53-yard field goal, his sixth career field goal of 50 or more yards, breaking the team record (previously held by Garo Yepremian) for the most career field goals of 50 or more yards . . . Stoyanovich accomplished the feat in just his third season, while Yepremian's Dolphin career lasted nine years (1970-78) . . . He has kicked 11 field goals in his career of 50 or more yards, including four in 1992 (52 yards on Nov. 22nd vs. Houston, 50 yards on Nov. 16th vs. Buffalo, 53 yards on Sept. 27th at Seattle, and 51 yards in the AFC title game on Jan. 17th vs. Buffalo):

DOLPHIN KICKERS WITH FIELD GOALS OF 50 OR MORE YARDS

KICKER	DATE	OPPONENT	YARDS
PETE STOYANOVICH	November 12, 1989	at New York Jets	59
	January 5, 1991	Kansas City	58*
	September 27, 1992	at Seattle	53
	September 29, 1991	at New York Jets	53
	October 28, 1990	at Indianapolis	53
	November 22, 1992	Houston	52
	September 22, 1991	Green Bay	52
	January 17, 1993	Buffalo	51*
	September 23, 1990	at N.Y. Giants	51
	November 16, 1992	Buffalo Bills	50
	December 9, 1991	Cincinnati Bengals	50
	Garo Yepremian	October 22, 1972	Buffalo
September 16, 1973		San Francisco	53
December 5, 1976		Buffalo	53
October 1, 1972		at Minnesota	51
December 16, 1972		Baltimore	50
Uwe von Schamann	October 21, 1979	at New England	53
	November 13, 1983	at New England	52
	September 4, 1983	at Buffalo	50
Fuad Reveiz	November 16, 1986	at Buffalo	52
	January 4, 1986	Cleveland	51*

* Playoffs

Stoyanovich has booted the two longest field goals in team history with a 59-yarder on November 12, 1989 at the N.Y. Jets at Giants Stadium and a 58-yarder on January 5, 1991 in a playoff game against the Kansas City Chiefs at Joe Robbie Stadium . . . His 59-yard effort against the Jets set an NFL record for the longest field goal by a rookie and broke Garo Yepremian's team record for the longest field goal in Dolphin history . . . Yepremian had booted a 54-yard field goal on Oct. 22, 1972 vs. Buffalo . . . Stoyanovich's 59-yard field goal is tied for the fourth longest field goal in NFL history, and his 58-yard FG against the Chiefs in the 1990 playoffs is tied for the sixth longest field goal, giving Stoyanovich two of the six longest field goals in NFL history:

LONGEST FIELD GOALS, NFL HISTORY

LENGTH	KICKER	OPPONENT	DATE
63	Tom Dempsey, N.O.	vs. Detroit	Nov. 8, 1970
60	Morten Anderson, N.O.	vs. Chicago	Oct. 27, 1991
60	Steve Cox, Clev.	at Cincinnati	Oct. 21, 1984
59	PETE STOYANOVICH, MIA.	at N.Y. Jets	Nov. 12, 1989
59	Tony Franklin, Phil.	at Dallas	Nov. 12, 1979
58	PETE STOYANOVICH, MIA.	vs. Kansas City	Jan. 5, 1991
58	Nick Lowery, K.C.	vs. L.A. Raiders	Sept. 12, 1986
58	Steve Cox, Clev.	vs. Denver	Dec. 4, 1983
58	Nick Lowery, K.C.	vs. Washington	Sept. 18, 1983
58	Dan Miller, Baltimore	vs. San Diego	Dec. 26, 1982

His 58-yard field goal in the AFC First Round playoff game vs. Kansas City on Jan. 5, 1991 is the longest field goal ever kicked in NFL post-season history, breaking the previous record of 54 yards set by Detroit's Eddie Murray on December 31, 1983 against San Francisco . . . Combined with his 51 yard field goal in the AFC Championship Game at Joe Robbie Stadium against Buffalo on January 18, 1993, Stoyanovich has two of the six longest field goals in NFL post-season history:

LONGEST FIELD GOALS, NFL PLAYOFFS

LENGTH	KICKER	OPPONENT	DATE
58	PETE STOYANOVICH, MIA.	vs. Kansas City	Jan 5 1991
54	Eddie Murray, Det.	vs. San Francisco	Dec 31 1983
52	Lou Groza, Clev.	vs. L.A. Rams	Dec 23 1951
52	Curt Knight, Wash.	vs. Minnesota	Dec 22 1973
52	Matt Bahr, Clev.	vs. L.A. Raiders	Jan 8 1983
51	Fuad Reveiz, Mia.	vs. Cleveland	Jan 4, 1986
51	PETE STOYANOVICH, MIA.	vs. Buffalo	Jan 18, 1993

It also broke the Dolphin playoff record for the longest field goal, which was 51 yards by Fuad Reveiz on January 4, 1986 against Cleveland . . .

CLUTCH KICKS: Three times in 1992, Stoyanovich won games by kicking a field goal in the fourth quarter or in overtime . . . On Nov. 22, 1992 vs. Houston, his 52-yard field goal with two seconds left in regulation broke a 16-16 tie and gave the Dolphins a 19-16 victory . . . On Dec. 20, 1992 vs. the N.Y. Jets, his 37-yard field goal with seven seconds left in regulation brought the Dolphins back from a 17-16 deficit and gave them a 19-17 victory . . . On December 27, 1992 in New England his 35-yard field goal with 6:43 left in overtime provided the winning points in the Dolphins' 16-13 comeback victory . . . Nine times in his career (covering eight games) Stoyanovich has kicked a field goal that has won a game in either overtime or the fourth quarter or tied a contest in the final period that the Dolphins would later win in overtime:

STOYANOVICH'S GAME-TYING OR WINNING FOURTH QUARTER OR OVERTIME KICKS

DATE	OPPONENT	SITUATION	LENGTH OF FIELD GOAL	FINAL SCORE
10/8/89	Cleveland	Tied at 10-10 in OT	35 yds.	13-10 (OT)
10/22/89	Green Bay	Tied at 20-20 with :06 left in regulation	33 yds.	23-20
12/9/90	Philadelphia	Trailing 17-20 with :04 left in regulation	34 yds.	
		Tied at 20-20 in OT	39 yds.	23-20 (OT)
9/22/91	Green Bay	Tied at 13-13 with 8:21 left in regulation	31 yds.	16-13
11/24/91	at Chicago	Tied at 13-13 in OT	27 yds.	16-13 (OT)
11/22/92	Houston	Tied at 16-16 with :02 left in regulation	52 yds.	19-16
12/20/92	N.Y. Jets	Trailing 16-17 with :07 left in regulation	37 yds.	19-17
12/27/92	at New England	Tied at 13-13 in OT	35 yds.	16-13 (OT)

He is 9-9 in his career in fourth quarter (or overtime) game-tying or game-winning field goals, never having missed a field goal in the fourth quarter or in overtime to tie or win the game for the Dolphins . . .

ACCURACY: Stoyanovich has booted 101 of 125 field goal attempts in his career for a percentage of 80.8%, the best career accuracy mark in Dolphin history . . . He converted his 100th career field goal on Dec. 27th at New England, thereby qualifying for the NFL all-time ranking of field goal accuracy, and his current percentage of 80.8% is the best mark in NFL history:

NFL'S ALL-TIME MOST ACCURATE KICKERS

(Minimum 100 career field goals)

NAME	TEAM	YEARS	FG	FGA	PCT.
PETE STOYANOVICH	MIAMI	1989-92	101	125	80.8
Nick Lowery	Kansas City	1978, 1980-92	306	382	80.1
Morten Anderson	New Orleans	1982-92	246	315	78.1
Gary Anderson	Pittsburgh	1982-92	257	335	76.7

In 1992, Stoyanovich was 30-37 in field goals, an accuracy percentage of 81.1%. . . . He now holds three of the top six single season Dolphin field goal accuracy marks, including the team record of 84.0% (21-25), which he set in 1990, as well as the Dolphins' second best mark of 83.8%, going 31-37 in 1991:

SINGLE SEASON DOLPHIN FG LEADERS

(minimum 15 attempts)

NAME	YEAR	FG	FGA	PCT.
P. STOYANOVICH	1990	21	25	84.0
P. STOYANOVICH	1991	31	37	83.8
G. Yepremian	1978	19	23	82.6
Fuad Reveiz	1985	22	27	81.5
G. Yepremian	1975	13	16	81.3
P. STOYANOVICH	1992	30	37	81.1

CAREER DOLPHIN FG LEADERS

(minimum 50 attempts)

NAME	YEARS	FG	FGA	PCT.
P. STOYANOVICH	89-92	101	125	80.8
Fuad Reveiz	85-88	53	72	73.6
G. Yepremian	70-78	165	242	68.2
U. von Schamann	79-84	101	149	67.8

In 1992 his accuracy percentage of 81.1% (30-37) was fourth in the AFC and sixth in the NFL. . . . In his career he is 92-106 (86.8%) of field goals of under 50 yards. . . . Stoyanovich was 27-29 in 1992 in field goal attempts under 50 yards, with his only misses coming on a 36-yard field goal attempt on Dec. 14th vs. the L.A. Raiders and on a 35-yard attempt on Nov. 16th vs. Buffalo. . . . Before his miss at Buffalo, he had converted his first 14 field goals of under 50 yards in 1992. . . . Was just 3-8 in field goal tries from 50 or more yards away in '92. . . . Missed both his 50-yard attempts on Oct. 11, 1992 vs. Atlanta, ending his streak of converting ten consecutive field goals, dating back to his third attempt on September 20, 1992 vs. the L.A. Rams. . . . The only seven field goals he missed in 1992 was a 50-yard attempt vs. the Rams, his two 50-yard kicks against the Falcons, a 54-yard attempt on Nov. 8th at Indianapolis, a 35-yard miss on Nov. 16th vs. Buffalo, a 55-yard attempt on Nov. 29th at New Orleans, and a 36-yard attempt on Dec. 14th vs. the L.A. Raiders. . . . In addition by going 0-2 in that Falcon contest, Stoyanovich ended his streak of having at least one field goal in his previous 13 games, seven games short of Garo Yepremian's club record of 20 straight games with at least one field goal. . . . Has missed four extra points in his career, on Dec. 20, 1992 vs. the N.Y. Jets (an important miss to leave the Dolphins trailing 17-16 with 2:30 left in the game, but the Dolphins went on to win 19-17 when Stoyanovich kicked a 37-yard field goal with seven seconds left in regulation), on October 25, 1992 vs. Indianapolis, on Dec. 15, 1991 at San Diego (a critical PAT miss in the Dolphins' 38-30 loss to the Chargers) and on Sept. 24, 1989 vs. the Jets. . . .

1992 PLAYOFFS: Finished the playoffs as the Dolphins' second leading scorer, going 2-2 in field goal attempts and 5-5 in extra points for 11 points. . . . In AFC title contest on Jan. 17th vs. Buffalo, Stoyanovich was 1-1 in field goals, hitting on a 51-yard field goal attempt. . . . It was the longest field goal kicked in an AFC Championship Game, it was the second longest field goal in Dolphin playoff history (surpassed only by Stoyanovich's 58-yard field goal vs. Kansas City on January 5, 1991), and it tied for the sixth longest field goal in NFL playoff history. . . . In playoff contest vs. San Diego on Jan. 10th, he was 1-1 in field goal attempts, connecting from 22 yards out, and made all four of his PATs. . . .

GAME HIGHLIGHTS - AT NEW ENGLAND (DEC. 27):

Kicked a game-winning 35-yard field goal 6:43 left in overtime on Dec. 27th at New England to give the Dolphins a comeback 16-13 win. . . . It was the third time in 1992 and the ninth time in his career

that Stoyanovich won a game for the Dolphins with a field goal in the fourth quarter or in overtime or tied a game in the fourth quarter that the Dolphins would go on to win in overtime. . . . Was 3-3 in field goals in that contest, with his second kick in the game giving him 100 field goals made in his career and qualifying him for the NFL's all-time accuracy ranking. . . . By converting all three of his field goals, he became the NFL's all-time leader in field goal accuracy when he qualified for that ranking. . . . His ten points gave him 124 points for the season, setting a Dolphin single season scoring record and he also finished as the leading scorer in the NFL. . . .

VS. N.Y. JETS (DEC. 20): Kicked a 37-yard field goal with seven seconds left in contest to give the Dolphins a comeback 19-17 win. . . . It was the second time in 1992 and the eighth time in his career that Stoyanovich kicked a fourth quarter (or overtime) game-winning (or tying) field goal. . . . Redeemed himself for missing an extra point with 2:30 left in the contest following a Dan Marino to Tony Martin 55-yard touchdown pass that left the Dolphins trailing the Jets by one point, 17-16. . . .

VS. HOUSTON (NOV. 22): Had one of the best games of his career on Nov. 22nd vs. Houston. . . . Scored 13 points, going 4-4 in field goals (converting from 38, 40, 29, and 52 yards) and 1-1 in extra points. . . . It was the third time in 1992 and the fourth time in his career that he kicked four field goals in a game, his single game career high. . . . His final field goal was a 52-yard game-winning kick with two seconds left in the game that broke a 16-16 tie and gave the Dolphins a 19-16 victory. . . . It marked the seventh time in his NFL career that Stoyanovich kicked a field goal in the fourth quarter or overtime to win a game or to tie a game that the Dolphins would win in overtime. . . . It also was his tenth career field goal (including one FG in the playoffs) of 50 or more yards, extending his team record of most 50-yard field goals. . . .

VS. BUFFALO (NOV. 16): Was 2-3 in field goals on Nov. 16th vs. Buffalo, hitting on 21 and 50 yards out and missing from 35 yards. . . . His two field goals made ended his streak three straight games without kicking a field goal, the longest such streak of his career. . . . In addition, his miss from 35 yards out ended his streak of 14 consecutive field goals made from under 50 yards and was one of only two field goals he missed from less than 50 yards out in 1992. . . . His 50-yard field goal was his second FG of 50 or more yards in 1992 and was the ninth 50-yard field goal of his career (including playoffs). . . .

AT INDIANAPOLIS (NOV. 8): Was 0-1 in field goal attempts on Nov. 8th at Indianapolis, missing a 54-yard attempt. . . . It was his third straight game without kicking a field goal, the first time in his career he went three consecutive games without a field goal. . . . Did not attempt a field goal in his previous two contests, on Nov. 1st at N.Y. Jets, and on Oct. 25th vs. Indianapolis, only the third time in his career that Stoyanovich went back-to-back games without a field goal attempt. . . .

VS. INDIANAPOLIS (OCT. 25): Vs. Colts he was 2-3 in extra points, with his missed extra point coming with 6:01 left in the game and the Dolphins ahead 20-17 in a contest the Colts came back to win 31-20. . . . It was only the third extra point he missed in his career. . . .

VS. ATLANTA (OCT. 11): Missed both his field goal attempts (both from 50 yards) on Oct. 11th vs. Atlanta. . . . It broke his streak of 10 consecutive field goals made and also ended his streak of kicking at least one field goal in 13 consecutive games. . . .

AT BUFFALO (OCT. 4): Scored 13 points on Oct. 4th at Buffalo by going 3-3 in field goals made (converting from 30, 43, and 34 yards out) and 4-4 in extra points. . . .

AT SEATTLE (SEPT. 27): Scored 13 points by going 4-4 in field goals and 1-1 in extra points on September 27th at Seattle. . . . It was the third time in his career (and the second straight game) that he kicked four field goals in a game. . . . His first field goal against the Seahawks was a 53-yard kick, which is tied for the fourth longest field goal in Dolphin history (including playoffs) and was tied for the third longest kick of his career. . . . It also was the eighth field goal (including playoffs) of 50 or more yards in his career. . . . His 13 points in that contest moved him past Larry Csonka and into fifth

place on Miami's all-time scoring list . . .

VS. L.A. RAMS (SEPT. 20): Was 4-5 in field goals and 2-2 in PATs vs. L.A. Rams on September 20th . . . His four field goals tied his single game career high (he kicked four field goals on December 1, 1991 vs. Tampa Bay), and his 14 points was his second highest single game total, surpassed only by his 15 points on Dec. 1, 1991 vs. the Bucs . . .

AT CLEVELAND (SEPT. 14): Was 2-2 in field goals on September 14th at Cleveland, and along with his three PATs, his nine points in that contest moved him past Fuad Reveiz into sixth place on the Dolphins' all-time scoring list . . . Also was called on to handle the punting duties after Reggie Roby's knee injury and punted twice for 90 yards (including a 48-yard punt), an average of 45.0 yards per kick, without a return . . . It was only the second time in his NFL career that he was used as a punter, punting twice for 85 yards (42.5 yards per kick) on December 22, 1991 vs. the N.Y. Jets following Roby's Achilles heel injury.

1991 - Scored 121 points, going 31-37 (83.8%) in field goals and 28-29 in extra points, playing in only 14 games . . . His 121 points ranked first in the AFC and second in the NFL (behind the Redskins' Chip Lohmiller's 149 points) in scoring and he led the Dolphins in that category . . . Also ranked first in the AFC and tied for first the NFL (with Lohmiller) in field goals made with 31 FGs . . . He became only the second Dolphin in club history to lead the AFC in scoring (Garo Yepremian led the NFL in scoring with 117 points in 1971) and he became only the second Dolphin to lead the AFC in field goals (Yepremian led the NFL in field goals with 28 in 1971) . . . At the time, Stoyanovich's 121 points set a new Dolphin individual single season scoring record, breaking Garo Yepremian's former team record of 117 points in a season (he then broke his own record in 1992 with 124 points) . . . Stoyanovich's 31 field goals made also set a new Dolphin single season record for most field goals, breaking the former team record which was set when Garo Yepremian kicked 28 field goals in 1971 . . . His accuracy mark of 83.8% (31-37) was the Dolphins' second best single-season accuracy mark, surpassed only by his team mark of 84.0% (21-25) which he set in 1990 . . . His 83.8% accuracy percentage in 1991 ranked second in the AFC and fourth in the NFL, behind the Rams' Tony Zendejas (who was 17-17 for 100%), the Raiders' Jeff Jaeger (29-34 for 85.3%), and Philadelphia's Roger Ruzek (28-33 for 84.8%) . . . Stoyanovich made his first nine field goals of 1991 before missing on a 58-yard attempt on the last play of the first half on October 6th at New England . . . Scored 73 points in his last seven games, going 18-21 in field goals and 19-20 in extra points . . . As an unsigned veteran he missed the first regular season game at Buffalo on Sept. 1st as well as all of training camp, including all five preseason games . . . After signing a contract on September 6th was granted a two-week roster exemption and was not activated for game vs. Indianapolis on September 8th, missing his second regular season game . . . Was activated on September 14th and made his season debut on September 15th at Detroit . . . On September 29th at the N.Y. Jets, Stoyanovich kicked a 53-yard field goal, his sixth career field goal (including playoff games) of 50 or more yards, breaking the team record (previously held by Garo Yepremian) for the most career field goals of 50 or more yards . . . Stoyanovich accomplished the feat in just his third season, while Yepremian's Dolphin career lasted nine years (1970-78) . . . Twice in 1991, Stoyanovich won games by kicking a field goal in the fourth quarter or in overtime . . . On Nov. 24th in Chicago, his 27-yard field goal with 4:11 gone in overtime provided the winning points in the Dolphins' 16-13 victory over the Bears . . . On September 22nd in Miami's 16-13 win over Green Bay, Stoyanovich booted a 31-yard field goal with 8:21 remaining in the game to provide the winning points for the Dolphins . . . After missing a 49-yard field goal vs. New England on Nov. 10, 1991, he made 14 straight field goals covering five-plus games (his last kick in that Patriot game followed by all of his kicks in each of the next five games, through Dec. 15th at San Diego) before missing from 53 yards out in his first field goal attempt on Dec. 22nd vs. the N.Y. Jets . . . That streak matched his previous career high for most

consecutive field goals, which he set by making his last field goal in 1989 and his first 13 field goals in 1990, and was two field goals short of Garo Yepremian's single season team record of 16 consecutive field goals, which he set during the eighth through 16th weeks in 1978 . . .

GAME HIGHLIGHTS: Was 2-4 in field goals on Dec. 22nd vs. N.Y. Jets . . . It was only the fourth time in career that he missed two field goals in a contest . . . His first miss in that game, from 53 yards out, broke his streak of 14 straight field goal conversions, stretching from his last kick vs. New England on Nov. 10th through his only kick at San Diego on Dec. 15th, covering five-plus games . . . Also was forced into punting duties in that Jets contest following Achilles heel injury to Reggie Roby . . . Stoyanovich became the first Dolphin to punt in a contest other than Roby since 1987 . . . Stoyanovich punted twice for 85 yards (42.5 yards per kick) in that contest, the first two punts of his NFL career, and had a long kick of 49 yards . . . Scored 13 points on Dec. 9th vs. Cincinnati, going 3-3 in field goals (hitting from 50, 22, and 36 yards out) and 4-4 in extra points . . . Was blocked hard by Bengals' special team player Alex Gordon following a kickoff that precipitated an altercation along the Bengal sideline, and while shaken up was not seriously injured . . . Scored a career-high 15 points on Dec. 1st vs. Tampa Bay, going 4-4 in field goals and 3-3 in extra points . . . His four field goals surpassed his previous single game high of three field goals (accomplished eight times previously) and was tied for the second highest number of field goals made in a game by a Dolphin, behind Yepremian's club record of five field goals made, set on September 26, 1971 at Buffalo . . . Stoyanovich's 15 points vs. the Bucs eclipsed his former single game high of 12 points, set Nov. 10, 1991 vs. New England . . . Scored ten points on Nov. 24th at Chicago, going 3-3 in field goals . . . His final field goal, from 27 yards out with 4:11 elapsed in overtime, provided the winning points in Miami's 16-13 victory over the Bears . . . Had 12 points on Nov. 10th vs. New England, going 3-3 in extra points and 3-4 in field goals . . . Missed a 37-yard field goal Nov. 3rd at Indianapolis, his first miss from under 40 yards since Dec. 30, 1990 vs. Indianapolis, hitting on six in a row since then before that miss . . . Was 3-3 in field goal attempts on September 29th at N.Y. Jets, including a 53-yard field goal that was his sixth career FG of 50 or more yards, setting a new Dolphin record . . . Also was 3-3 in field goal attempts on September 22 vs. Green Bay, including a 52-yard field goal . . . Made his season debut on September 15th after being activated the previous day and was 2-2 in field goal attempts.

1990 - Finished sixth in the AFC and 11th in the NFL in scoring among kickers with 100 points, and led the Dolphins in scoring . . . Hit on 21 of 25 field goal attempts (84.0%) and all 37 PATs . . . His 21 field goals were the most by a Dolphin player since Fuad Reveiz kicked 22 field goals in 1985 . . . His 100 points exceeded his rookie total of 95 points in 1989 . . . He became the first Dolphin to score 100 or more points since Fuad Reveiz's 116 points in 1985 and his 100 points is the ninth best single season scoring total in Dolphin history . . . His 84.0% accuracy mark is the best single season accuracy mark in Dolphins history and was fourth best in the AFC in 1990 behind Kansas City's Nick Lowery (34 of 37 for 91.9%), San Diego's John Carney (19 of 21 for 90.5%), and the N.Y. Jets' Pat Leahy (23 of 26 for 88.5%) . . . Stoyanovich made his first 13 attempts in 1990 before missing a 53-yard FG on Nov. 11th at N.Y. Jets and was the last kicker in the NFL to miss a field goal in 1990 . . . Dating back to his last kick in 1989, he connected on 14 consecutive field goals over two seasons before missing against the Jets . . . His 14 straight field goals broke his former single season best of eight consecutive FG, which he accomplished earlier in 1989 and fell two short of Yepremian's club record of 16 consecutive field goals made . . . His last miss before the Nov. 11th Jet game was a 56-yard attempt on Dec. 24, 1989 vs. Kansas City, his second-to-last FG attempt that season (he then hit a 22-yard FG vs. the Chiefs in that game to begin his two-season streak of 14 straight field goals) . . . Converted 18 straight field goal attempts under 40 yards before missing a 28-yard FG attempt Dec. 23rd at Buffalo . . . That

miss also was his first career miss of a field goal attempt under 30 yards . . .

PLAYOFFS: Finished as the Dolphins' leading scorer in the postseason with 15 points, going 3-4 (75%) in field goal attempts and 6-6 in point after touchdown kicks . . . Hit on field goals of 58, 49, and 22 yards while missing from 57 yards out . . . Was 1-2 in field goal attempts in playoff game on Jan. 5th vs. Kansas City, hitting his record 58-yard field goal and missing on a 57-yard attempt . . . In playoff game at Buffalo on Jan. 12th was 2-2 in field goal attempts, connecting from 49 and 22 yards out . . .

GAME HIGHLIGHTS: Was 3-3 in field goals Dec. 9th vs. Philadelphia, including two clutch kicks . . . His 34-yard field goal with :03 seconds left in the fourth quarter gave the Dolphins a 20-20 tie with the Eagles, sending the game into overtime, and his 39-yard FG with 2:28 left in OT provided the game-winner in the Dolphins' 23-20 comeback victory . . . It was the second time in his career he won a game with a field goal in overtime . . . On Oct. 28th at Indianapolis he kicked a 53-yard field goal, the third longest of his career, tied for the fourth longest in Dolphin history, and the longest FG ever kicked against the Colts . . . Connected on his only field goal attempt on Sept. 23rd vs. the Giants in Giants Stadium, hitting a 51-yard field goal . . . It was the only points the Dolphins scored in their 20-3 loss to the Giants.

1989 - Had an impressive rookie season . . . Finished initial NFL campaign hitting on 19 of 26 field goal attempts and 38 of 39 extra points for 95 total points . . . Connected on 14 of 15 FG attempts inside the 40-yard line . . . Point total placed him sixth in the AFC and 14th in the NFL in scoring among kickers . . . His 95 points was the third highest total by a Dolphin rookie in club history, surpassed only by Fuad Reveiz' 116 points in 1985 and Uwe von Schamann's 99 points in 1979 . . . His 19 field goals were the third most in team history by a rookie, trailing only Reveiz's 22 FGs in 1985 and von Schamann's 21 FGs in 1979 . . . Finished eighth in the AFC and 17th in the NFL with 19 field goals made . . . Hit 59-yard field goal Nov. 12th at N.Y. Jets . . . It was tied for the fourth longest field goal in NFL history and it set an NFL record for the longest field goal by a rookie . . . It also broke Garo Yepremian's team record for the longest field goal in Dolphins history . . . Yepremian had booted a 54-yard field goal on Oct. 22, 1972 vs. Buffalo . . . Went from goat to hero with overtime field goal vs. Cleveland on Oct. 8th . . . Missed potential game-winning 45-yard field goal with eight seconds left in regulation and score tied 10-10 . . . Rebounded in overtime with game-winning 35-yard FG to give Miami a 13-10 victory . . . Recorded season-high three field goals, including 33-yard boot with six seconds left in contest to break a 20-20 tie and give Miami a 23-20 victory over Green Bay on Oct. 22nd . . . Made professional debut vs. Bills (Sept. 10) and converted a 29-yard field goal and all three of his PATs . . . Eighth-round draft choice (203rd overall) of Miami in 1989.

COLLEGE: Four-year letterman for Indiana (1985-88) . . . Played on both football and soccer teams through junior season . . . Concentrated on football during senior campaign . . . Selected as second team All-American by The Sporting News and first team All-Big Ten as senior . . . Owns virtually every Hoosier (kicker) scoring record . . . Holds career school marks for points scored (248), conversions (107) and field goals (47) . . . Set school single-season records for points scored (96), extra points (45) and field goals (17) during senior season . . . Hit two field goals of school-record 53 yards during senior campaign . . . Set Big Ten record for consecutive extra points as he converted all 107 career kicks . . . Hit on 17 of 22 field goals to break school record of 14 conversions . . . Registered 73 regular-season kickoffs (not including squibs), with opponents having an average starting position on the 23-yard line . . . Hit field goals of 24 and 53 yards in 36-15 drubbing of Kentucky . . . Hit two field goals, including a 53-yarder, against Michigan . . . Connected from 26 and 50 yards in Michigan State clash . . . Scored 59 points on nine of 15 field goals attempts and all 32 extra points as a junior . . . Added a solo tackle on kickoff return . . . Connected

on 52- and 32-yard field goals in 18-16 victory over Ohio State . . . Set Peach Bowl record with 52-yard field goal against Tennessee . . . Hit on 11 of 18 field goal attempts and all 30 extra points to lead team in scoring with 63 points as a sophomore . . . Tied a school-record with seven extra point conversions and added a 20-yard FG in 52-7 win over Northwestern . . . Booted a 52-yarder vs. Minnesota . . . Had 35-yard game-winning field goal in 17-14 victory over Michigan State . . . Booted two field goals against Florida State in All-American Bowl . . . Shared kicking chores as a freshman, responsible for field goals . . . Finished first season with 30 points on 10 of 16 field goal tries . . . In first collegiate game, came through with field goals of 38 and 28 yards in 41-28 win over Louisville . . . Holds B.A. in public affairs.

PERSONAL: Single, resides in Plantation, Fla . . . Attended Crestwood (Dearborn Heights, Mich.) High School . . . Selected as all-conference, all-district, all-city as placekicker and defensive back as senior . . . Still holds league record with a 49-yard field goal . . . Two-time All-American pick in soccer . . . Played on the 1984 US Junior National soccer team . . . Traveled across Europe and Asia with Cleveland's East-West Soccer Club in 1987 . . . Has worked with fund raisers for the Red Cross in Bloomington . . . Lists favorite movie as "Die Hard" . . . Funniest moment in sports came when he threw an interception off a bad snap in the Japan Bowl . . . Established "Points for Charity" program in 1992 to benefit Cystic Fibrosis Foundation . . . Donated \$200 per successful field goal for total of \$9,000 in 1992 . . . Will contribute \$400 for every field goal and \$500 for game winning or 50-plus yard field goal in 1993 . . . Enjoys golf, swimming and the outdoors in spare time . . . Full name is Peter Stoyanovich, born April 28, 1967, in Dearborn, Mich.

NFL REGULAR SEASON STATISTICS

YEAR	TEAM	G	PATS	FGs	PCT.	BLK	NET YDS.	AVG. MADE	LG	PTS.
1989	Miami	16	38/39	19/26	.731	1	611	32.2	59	95
1990	Miami	16	37/37	21/25	.840	0	695	33.1	53	100
1991	Miami	14	28/29	31/37	.838	0	1061	34.2	53	121
1992	Miami	16	34/36	30/37	.811	0	1029	34.3	53	124
4-YEAR TOTALS		62	137/141	101/125	.808	1	3396	33.6	59	440

NFL PLAYOFF STATISTICS

YEAR	TEAM	G	PATS	FGs	PCT.	BLK	NET YDS.	AVG. MADE	LG	PTS.
1990	Miami	2	6/6	3/4	.750	0	129	43.0	58	15
1992	Miami	2	5/5	2/2	1.000	0	73	36.5	51	11
PLAYOFF TOTALS		4	11/11	5/6	.833	0	202	40.4	58	26

ADDITIONAL STATS

Miscellaneous Tackles: 2 in 1989

Special Teams Tackles: 2 in 1992

Punting: 2 for 85 yards, 42.5 avg., long 49 in 1991; 2 for 90 yards, 45.0 avg., long 48 in 1992 for total 4 for 175 yards, 43.7 avg., long 49

FIELD-GOAL ACCURACY

YEAR	TEAM	1-19	20-29	30-39	40-49	50-PLUS	TOTALS	PCT.
1989	Miami	1/1	6/8	5/6	4/8	1/3	19/26	.731
1990	Miami	2/2	7/8	6/7	4/5	2/3	21/25	.840
1991	Miami	2/2	8/8	11/12	7/10	3/5	31/37	.838
1992	Miami	0/0	9/9	14/16	4/4	3/8	30/37	.811
4-YEAR TOTALS		5/5	32/33	36/41	19/27	9/19	101/125	.808
PLAYOFFS		0/0	2/2	0/0	1/1	2/3	5/6	.833

KICKING SURFACES

YEAR	TEAM	HOME (GRASS)	HOME PCT.	AWAY TOTAL	AWAY PCT.	AWAY GRASS	AWAY TURF	TOTALS ALL GAMES
1989	Miami	11/15	.733	8/11	.727	0/0	8/11	19/26
1990	Miami	12/13	.923	9/12	.750	3/4	6/8	21/25
1991	Miami	19/22	.864	12/15	.800	6/7	6/8	31/37
1992	Miami	15/20	.750	15/17	.882	6/6	9/11	30/37
4-YEAR TOTALS		57/70	.814	44/55	.800	15/17	29/38	101/125
PLAYOFFS		3/4	.750	2/2	1.000	0/0	2/2	5/6

(Bold indicates FG Made)

1989 KICKING

Buffalo (29); at New England (31); N.Y. Jets (41, 21, 20); at Houston (0 att.); Cleveland (43, 46, 45, 35); at Cincinnati (29, 33); Green Bay (36, 21, 33); at Buffalo (45); Indianapolis (18); at N.Y. Jets (34, 59, 52); at Dallas (23); Pittsburgh (0 att.); at Kansas City (0 att.); New England (23); at Indianapolis (43, 47, 44); Kansas City (56, 22).

1990 KICKING

at New England (31, 37); Buffalo (23, 29, 48); at New York Giants (51); at Pittsburgh (0 att.); New York Jets (0 att.); New England (47); at Indianapolis (34, 53); Phoenix (19, 21, 19); at New York Jets (23, 53); L.A. Raiders (26); at Cleveland (44, 40); at Washington (21, 44); Philadelphia (24, 34, 39); Seattle (32); at Buffalo (28); Indianapolis (36). **PLAYOFFS:** Kansas City (58, 57); at Buffalo (49, 22).

1991 KICKING

at Detroit (18, 47); Green Bay (43, 52, 31); at N.Y. Jets (33, 53, 33); at New England (47, 58, 25); at Kansas City (0 att.); Houston (34, 46); at Indianapolis (35, 45, 37); New England (21, 42, 49, 44); Buffalo (33, 28); at Chicago (35, 22, 27); Tampa Bay (41, 24, 19, 30); Cincinnati (50, 22, 36); at San Diego (34); N.Y. Jets (53, 41, 23, 33).

1992 KICKING

at Cleveland (22, 32); L.A. Rams (36, 50, 44, 27, 20); at Seattle (53, 31, 37, 27); at Buffalo (30, 43, 34); Atlanta (50, 50); New England (34); Indianapolis (0 att.); at N.Y. Jets (0 att.); at Indianapolis (54); Buffalo (21, 35, 50); Houston (38, 40, 29, 52); at New Orleans (55, 48, 34); at San Francisco (32); L.A. Raiders (36, 26, 25); N.Y. Jets (31, 37); at New England (38, 23, 35). **PLAYOFFS:** San Diego (22); Buffalo (51).


SINGLE-GAME HIGHS

Most Field Goals Made:	4 vs. Tampa Bay, 12/1/91
	4 vs. L.A. Rams, 9/20/92
	4 at Seattle, 9/27/92
	4 vs. Houston, 11/22/92
	3, 11 times
Most Field Goal Attempts:	5 vs. L.A. Rams, 9/20/92
	4, six times
Longest Field Goals Made:	59 at N.Y. Jets, 11/12/89
	*58 vs. Kansas City, 1/5/91
	53 at Indianapolis, 10/28/90
	53 at N.Y. Jets, 9/21/91
	53 at Seattle, 9/27/92
Longest Field Goal Attempts:	59 at N.Y. Jets, 11/12/89
	*58 vs. Kansas City, 1/5/91
	58 at New England, 10/6/91
	*57 vs. Kansas City, 1/5/91
	56 vs. Kansas City, 12/24/89
Most PATs Made:	5 vs. New England, 10/18/92
	4, nine times
Most PAT Attempts:	5 vs. N.Y. Jets, 9/24/89
	5 vs. New England, 10/18/92
	4, eight times
Most Points:	15 vs. Tampa Bay, 12/1/91
	14 vs. L.A. Rams, 9/20/92
	13 vs. Cincinnati, 12/9/91
	13 at Seattle, 9/27/92
	13 at Buffalo, 10/4/92
	13 vs. Houston, 11/22/92
	12 at New England, 11/10/91

*Playoff Game

226

T.J. TURNER



6-4 280

Nose Tackle

Born: 5/16/63

College: Houston '86

Acquired: D3, 1986

NFL: Eighth Season

Dolphins: Eighth Season

PRO: 1992 – Announced retirement on June 2, 1993 . . . Played in all 16 regular season games with five starts and saw action in both playoff contests in 1992 . . . Finished with 17 tackles (14 solo) and two fumbles recovered . . . Started first four games of season at left end . . . Recovered a Jim Everett fumble following a Bryan Cox sack vs. L.A. Rams (9/20) . . . Saw first action in reserve role vs. Atlanta (10/11) and was relegated to coming off bench for 11 of last 12 games of regular season . . . Saw considerable action at nose tackle at N.Y. Jets (11/1) in place of injured Chuck Klingbeil and finished with six tackles . . . Started at nose tackle at Indianapolis (11/8) and recorded six tackles . . . Played in both playoff contests . . . Did not record a tackle in playoffs.

1991 – Played in 13 games with 12 starts in 1991 . . . Was moved between defensive end and nose tackle . . . Finished season with 44 tackles (33 solo), four sacks and two fumbles recovered . . . Turner's total of four sacks was his most since 1988 when he had five sacks . . . Started at nose tackle in season opener at Buffalo (9/1) and had one tackle and also recovered a fumble before suffering knee injury in that contest . . . Was inactive for next three games vs. Indianapolis (9/8), at Detroit (9/15) and vs. Green Bay (9/22) because of knee injury . . . Had two tackles coming off bench in his return from injury at N.Y. Jets (9/29) . . . Returned to starting nose tackle role and recorded two tackles, including a half-sack (along with John Offerdahl), at New England (10/6) . . . Moved to starting left defensive end for contest at Indianapolis (11/3) . . . Started remaining eight games at left end . . . Registered season-high eight tackles and a sack vs. Buffalo (11/18) . . . Had five tackles and added a fumble recovery at Chicago (11/24) . . . Recorded three tackles and one-and-a-half sacks (shared one with David Griggs) vs. Tampa Bay (12/1) . . . Finished with six tackles and a sack vs. Cincinnati (12/9).

1990 – Played in 14 games with 12 starts in regular season and played in both playoff contests at left end . . . Finished season with 27 tackles (26 solo) and one sack . . . Added eight tackles in playoffs . . . Started first three games of season at left end . . . Played but did not start at Pittsburgh on Sept. 30 after missing most of that week's practice due to the death of his mother in Lufkin, Texas . . . Did not record a tackle in contest . . . Came off the bench to record two tackles vs. Jets (10/17) . . . Returned to starting line-up at left end vs. Patriots (10/18) and had one tackle . . . Recorded six-yard sack of Browns QB Bernie Kosar at Cleveland (11/25) . . . Had four tackles at Washington (12/2) . . . Registered season-high eight tackles vs. Philadelphia (12/9) . . . Was one of two inactive players at Buffalo (12/23) and vs. Indianapolis (12/30) with knee injury . . . Returned to play in both playoff contests . . . Led Miami with six tackles vs. Kansas City (1/5).

1989 – Played in 14 games with 11 starts at left end in 1989 . . . Finished with 38 tackles (30 solo) and two fumbles recovered . . . Opened season with five tackles vs. Buffalo (9/10) . . . Recovered

227

fumble vs. Jets (9/24) to start Miami touchdown drive . . . Recorded season-high six tackles at Cincinnati (10/15) . . . Suffered lacerations below left knee which required stitches following automobile accident on Oct. 20 . . . Placed on inactive list for games vs. Green Bay (10/22) and at Buffalo (10/29) . . . Packers contest marked first game in his career that he missed, having previously seen action in all 49 career contests . . . In addition, it was his first missed start since an Oct. 19, 1986, contest vs. L.A. Raiders . . . Returned to action in reserve role vs. Indianapolis (11/5) . . . Came off bench to record five tackles at Dallas (11/12) . . . Returned to starting lineup vs. Pittsburgh (11/26).

1988 - Started all 16 games at left defensive end . . . Led Miami in sacks with five and finished third in tackles (first among defensive linemen) with 75 . . . Also recovered a fumble . . . Had two games with 10 tackles and six contests with five-or-more stops . . . Opened season with five tackles at Chicago (9/4) . . . Totaled four sacks within a four game streak (Weeks 2-5) . . . Contributed six tackles and 1.5 sacks as Miami held potent Buffalo offense to only nine points (9/11) . . . Came through with nine tackles and 1.5 sacks at Indianapolis (9/25) . . . Sacks came on successive plays as he teamed with Brian Sochia on first effort and then chalked up solo sack for eight-yard loss . . . Racked up another sack in next contest against Minnesota (10/2) . . . Recovered fumble at Tampa Bay to set up Miami's first touchdown of contest (10/30) . . . Registered eight tackles and sack of Doug Flutie against New England (11/20).

1987 - Started all 12 non-strike games at left defensive end in 1987 . . . Led team in sacks with four . . . Was ninth on team (second among linemen behind John Bosa) in tackles with 41 (37-4) . . . Also contributed fumble recovery and two forced fumbles in '87 . . . Had at least two tackles in every game . . . Finished season strong . . . Made eight stops versus New England (12/28) in finale after five tackles and forced fumble against Washington (12/20) . . . Recorded two sacks on same series at Philadelphia (12/13) . . . Had sack, forced fumble and two tackles in mid-season encounter with Pittsburgh.

1986 - Played in all 16 games, starting 15, in rookie season of 1986 . . . Did not start Raiders game after not practicing much that week due to calf injury . . . Was held without a tackle by Raiders for only time in '86 . . . Was Miami's eighth-leading tackler, first among linemen, with 53 stops, two sacks, a fumble recovery and two forced fumbles . . . Joined John Offerdahl, Larry Kolic and Reyna Thompson as four Dolphin rookie starters in season's last two games . . . Enjoyed best game of first NFL season versus Jets (11/24/86) with first two sacks of career, two forced fumbles, recovered fumble and three tackles . . . Registered season-high seven tackles each versus Atlanta (11/30/86) and hometown Oilers . . . Named to UPI All-Rookie Team . . . Chosen as Dolphins' Outstanding Defensive Lineman for '86 by South Florida media . . . Replaced Mack Moore at starting left end midway through training camp . . . Third-round draft choice (81st overall) of Miami in 1986.

COLLEGE: Four-year starter (1982-85) for Houston Cougars . . . Finished career with 294 tackles and 30 QB sacks . . . Had outstanding junior season, helping team to Cotton Bowl . . . Consensus first-team All-Southwest Conference selection . . . Also named as an honorable mention on AP and UPI All-America teams . . . Despite constant double-teaming, put together 23 tackles for loss, including 11 quarterback sacks . . . Amassed 105 tackles in '84 . . . Had 75 tackles to go with eight sacks in '85 . . . First-team All-SWC selection by UPI as senior . . . Participated in both Hula Bowl and Blue-Gray Classic . . . Had 52 tackles in 1982, the most by a freshman in school history . . . 1983 second-team All-SWC pick by AP . . . Only fifth freshman to start at defensive tackle in Bill Yeoman's 23 seasons at Houston . . . Majored in therapeutic recreation.

PERSONAL: Married to Kathy (7/15/84), couple splits residence between Miami Lakes and Houston with daughters Tiffany (7/18/84) and Lois Elaine (10/23/91) and son T.J., II (10/17/87) . . . Enjoys

working with children . . . Likes to fish in spare time . . . Lists favorite movie as "Predator I and II" and favorite recording artist as Michael Jackson . . . Picked up nickname T.J. in about fifth grade when his mother began calling him T.J. to save time in getting him to dinner table . . . Attended Lufkin (Texas) High School, lettering in football, basketball and track . . . State 5A shot put champion in 1982 . . . Full name is Tommy James Turner, born May 16, 1963, in Lufkin, Texas.

NFL REGULAR SEASON STATISTICS

YEAR	TEAM	G-S	TACK.	ASST.	TOTAL	FUM. REC.	QB SACK
1986	Miami	16-15	47	6	53	1	2
1987	Miami	12-12	37	4	41	1	4
1988	Miami	16-16	66	9	75	1	5
1989	Miami	14-11	30	8	38	2	0
1990	Miami	14-12	26	1	27	0	1
1991	Miami	13-12	33	11	44	2	4
1992	Miami	16-5	14	3	17	2	0
7-YEAR TOTALS		101-83	253	42	295	9	16

NFL PLAYOFF STATISTICS

YEAR	TEAM	G-S	TACK.	ASST.	TOTAL	FUM. REC.	QB SACK
1990	Miami	2-0	4	4	8	0	0
1992	Miami	2-0	0	0	0	0	0
PLAYOFF TOTALS		4-0	4	4	8	0	0

ADDITIONAL STATS

Passes Defensed: 1 in 1988, 1 in 1989 for total of 2
Fumbles Forced: 1 in 1986, 2 in 1987 for total of 3

JEFF UHLENHAKE



6-3 284 #**63**
Center
Born: 1/28/66
College: Ohio State '89
Acquired: D5, 1989
NFL: Fifth Season
Dolphins: Fifth Season

PRO: Started 13 regular season games and both playoff contests in 1992 . . . Started season opener at Cleveland (9/14) despite a fractured right pinkie . . . Missed three games as inactive player vs. Buffalo (11/16), vs. Houston (11/22) and at New Orleans (11/29) due to sprained left knee and ankle . . . Returned to starting role at San Francisco (12/6) . . . Started at center each of the final three games of season . . . Started at center in both playoff games . . . Had anterior cruciate ligament in left knee reconstructed by Dr. Peter Indelicato on January 31, 1993 . . . Recovery expected to be six months from time of surgery . . . Played in 14 games with 10 starts in 1991 . . . Missed all of training camp, including all five preseason games, and regular season opener at Buffalo (9/1) as unsigned veteran . . . Signed a contract on September 3 and was granted a two-week roster exemption . . . Activated on September 7 . . . Did not play vs. Indianapolis (9/8) . . . Saw first action of season vs. Detroit

(9/15) in reserve role . . . Played off bench each of next four games . . . Regained starting role at Kansas City (10/13) . . . Started at center each of the final ten games of the season . . . Suffered an injury to his left knee in season finale vs. N.Y. Jets (12/22) . . . Injury did not require surgery . . . Started all 16 regular season games and two playoff contests in 1990 . . . Also snapped on field goals and extra points . . . Anchored Dolphin offensive line which allowed an NFL-low 16 sacks . . . Played in all 16 games with 15 starts in '89 as rookie . . . Became only rookie in Dolphin history to start at center . . . Starter on offensive line which allowed fewest sacks in NFL in '89 . . . Made NFL debut in reserve role in season opener on Sept. 10 vs. Buffalo . . . Earned game ball in first career start at New England (9/17) . . . Became punt center vs. Cleveland (10/8) following regular punt snapper Brian Kinchen's thumb injury . . . Snapped on all punts until Kinchen resumed duties at Indianapolis (12/17) . . . Named to Football Digest's All-Rookie team . . . Earned Tommy Fitzgerald award as outstanding rookie in training camp . . . Fifth-round draft choice (121st overall) of Miami in 1989.

COLLEGE: Four-year starter at guard and center for Ohio State (1984-88) . . . Redshirted as a freshman defensive tackle . . . Named Associated Press honorable mention All-American and All-Big 10 as a senior . . . Started every game at center . . . Buckeyes ranked third in conference in pass offense . . . Dragged trio of defenders into endzone to clear way for tailback Carlos Snow's five-yard scoring run in 36-33 win over Louisiana State . . . Had 10 knockdown blocks as offense accounted for 405 yards in 34-12 drubbing of Wisconsin . . . Named All-Big 10 as a junior . . . Missed spring practice after undergoing arthroscopic surgery on both knees . . . Received an 84% grade for blocking consistency . . . Provided key block on QB Tom Tupa's scoring run in 10-6 win over Illinois . . . Powered a strong rushing attack that accounted for 242 yards and a pair of touchdowns against Wisconsin . . . Selected as first team All-Big Ten at left guard as a sophomore . . . Saw brief action at center . . . Missed only one start as a second year freshman . . . Key member of offense which gained 2,098 rushing yards . . . Redshirted as a freshman . . . Started career as a defensive tackle but was moved to offensive guard the following season . . . Holds B.A. in hotel management.

PERSONAL: Single, resides in North Miami, Fla . . . Lettered in football, basketball and baseball at Newark Catholic (Ohio) High School . . . Named Ohio Class A Lineman of the Year as a senior . . . Played on Ohio championship team in 1982, and runner-up teams in '81 and '83 . . . Obtained degree in hotel management in June, 1990 . . . Honorary chairperson of Newark's Friends of Disabled Citizens . . . Favorite movies are "The Pope of Greenwich Village" and "Raging Bull" and favorite TV shows are "Coach," "Seinfeld" and "The Simpsons" . . . Favorite book is "They Call Me Dirty?" . . . Hobbies include golfing and fishing . . . Full name is Jeffrey Alan Uhlenhake, born Jan. 28, 1966, in Indianapolis, Ind.

NFL REGULAR SEASON STATISTICS

GAMES/STARTS: 1989: 16/15, 1990: 16/16, 1991: 14/10, 1992: 13/13 3-YEAR TOTALS: 58/54

NFL PLAYOFF STATISTICS

GAMES/STARTS: 1990: 2/2, 1992: 2/2 PLAYOFF TOTALS: 4/4

ADDITIONAL STATS

Miscellaneous Tackles: 1 in 1989, 1 in 1991 for a total of 2

TROY VINCENT



6-0 192 #23
Cornerback
Born: 6/8/70
College: Wisconsin '92
Acquired: D1a, 1992
NFL: Second Season
Dolphins: Second Season

PRO: Played in 15 games with 14 starts in regular season and started both playoff contests as rookie in 1992 . . . Finished with 77 tackles (56 solo), two interceptions, a forced fumble and team-high 13 passes defended . . . Added a special teams tackle and five punt returns for 16 yards for a 3.2 average per return and a long of six yards . . . Named to All-Rookie teams of The Football News, Pro Football Weekly and College and Pro Football Newsweekly . . . Was on inactive list for season opener at Cleveland (9/14) due to hamstring injury suffered in preseason . . . Made Dolphin debut in reserve role vs. L.A. Rams (9/20) and registered four tackles . . . Started each of final 14 regular season games at left cornerback . . . Recorded first start of NFL career at Seattle (9/27) with five tackles and two passes defended . . . Had an outstanding game at Buffalo (10/4) as he led team with ten tackles and added three passes defended . . . Registered six tackles vs. New England (10/18) . . . Recorded first interception of NFL career at Indianapolis (11/8) by picking off a Jeff George pass and returning it 32 yards . . . Had six tackles vs. Buffalo (11/16) . . . Finished second on team with nine tackles and added an interception of a Cody Carlson pass vs. Houston (11/22) . . .

PLAYOFFS: Started both playoff games at left cornerback for Dolphins . . . Finished with 11 tackles (ten solo), two interceptions and five passes defended . . . Had an outstanding game in AFC Divisional Playoff game vs. San Diego (1/10/93) with five tackles and two interceptions . . . Both interceptions led to Dolphin touchdowns . . . Became first Miami player to record two or more INTs in a playoff game since A.J. Duhe's three interceptions vs. N.Y. Jets on January 20, 1983, and became first rookie in team history to intercept a pass in a playoff game . . . Played in Charger playoff game despite a stomach virus which forced him to miss practice on Friday before the game and was forced to take an IV saline solution at halftime as a result of that virus . . . Honored as AFC Defensive Player of the Week for the week of January 9-10, 1993 for his performance in 31-0 win over the Chargers . . . Became fourth rookie in team history to win Player of the Week honors, joining LB John Offerdahl (Week Eight in 1986), RB Troy Stradford (Week 11 in 1987) and S Louis Oliver (Week Five in 1989) . . . Joined Oliver and LB Bryan Cox (twice) as Dolphin Defensive Player of the Week honorees in 1992 . . . Had six tackles in AFC Championship game vs. Buffalo (1/17/93).

COLLEGE: Four-year letterman and three-year starter at Wisconsin . . . One of the most honored defensive backs in college football as senior . . . Averaged 11.4 yards and scored three touchdowns on punt returns and had a 22.0-yard per kickoff return average during college career . . . Named first-team All-American by College and Pro Football Newsweekly, The Football News, The Sporting News and the Football Writers' Association . . . Unanimous All-Big 10 Conference first-team selection and Co-Defensive Player of the Year choice . . . Finalist for the Jim Thorpe Award, given to the nation's

top defensive back . . . Finished season with 57 tackles (28 solo), 13 passes defended and picked off two passes for 110 yards in returns with a touchdown . . . Had nine kickoff returns for 229 yards (25.4 average) and 25 punt returns for 262 yards (10.5 average) and a touchdown . . . Started 10 games at cornerback as junior . . . Named second-team All-Big 10 Conference . . . Earned Special Teams Player of the Game honors vs. both Minnesota and Michigan State, adding Defensive Player of the Game accolades vs. Indiana . . . Made 72 tackles (42 solo), forced and recovered a fumble and led the team with 10 passes defended . . . Also returned 24 punts for 276 yards (11.5 average) and a touchdown and added 187 yards on nine kickoff returns (20.8 average) . . . Played in nine games with four starts as sophomore . . . Finished with 43 tackles (32 solo), four passes defended and an interception . . . Returned 17 punts for 235 yards for a conference leading average of 13.8 yards per return . . . Hampered by injuries most of freshman year in 1988 . . . Saw action in only four games, playing against Iowa, Michigan, Illinois and Miami . . . Recorded 20 tackles, (16 solo) and four pass deflections . . . Returned four kickoffs for 69 yards (17.3 average) . . . Came up with six tackles, two passes defended and 69 yards on four kickoff returns vs. Michigan in first collegiate game . . . Earned first college start in Illinois clash and responded with five tackles, including one that prevented a touchdown, and batted away two passes . . . Majored in landscape architecture.

PERSONAL: Single, resides in Fort Lauderdale, Fla . . . Engaged to Tommi Hendricks . . . Named all-area and all-district as running back and defensive back at Pennsbury High School in Fallsington Township, Pa . . . Recorded 77 tackles with three interceptions and two punt returns for touchdowns during senior season . . . Also lettered in track and baseball . . . Enjoys track, boxing and fishing . . . Participated in 1993 NFL's Fastest Man Competition . . . Very active in South Florida community and has done extensive work with American Cancer Society and Leukemia Foundation . . . Lists "Scarface" as favorite movie, "The Fresh Prince of Bel-Aire" as favorite television show and "The Autobiography of Malcolm X" as favorite book . . . Full name is Troy D. Vincent, born June 8, 1970, in Trenton, N.J.

NFL REGULAR SEASON STATISTICS

YEAR	TEAM	G-S	TACK	ASST.	TOTAL	FUM. REC.	INT.	YDS.	LG
1992	Miami	15-14	56	21	77	0	2	47	32

NFL PLAYOFF STATISTICS

YEAR	TEAM	G-S	TACK	ASST.	TOTAL	FUM. REC.	INT.	YDS.	LG
1992	Miami	2-2	10	1	11	0	2	2	2

ADDITIONAL STATS

Punt Returns: 5 for 16 yards, 3.2 avg., long 6 in 1992
 Forced Fumbles: 1 in 1992
 Passes Defensed: 13 in 1992 (P-5)
 Special Teams Tackles: 1 in 1992



DOLPHIN FACT

Miami Dolphins quarterback Dan Marino has thrown a touchdown pass in each of his ten playoff contests. His streak of ten consecutive playoff games with one or more touchdown passes is tied with the Raiders' Ken Stabler (1973-77) for the NFL's all-time longest streak.

RICHMOND WEBB



6-6 298 #78
Tackle
Born: 1/11/67
College: Texas A&M '90
Acquired: D1, 1990
NFL: Fourth Season
Dolphins: Fourth Season

PRO: 1992 - Young offensive lineman is among best tackles in NFL . . . Started all 16 regular season games and both playoff contests at left tackle . . . Was selected as starter for 1992 AFC Pro Bowl team . . . Earned Pro Bowl recognition for third time in career and first time as starter . . . Named first-team All-NFL by the Associated Press and The Sporting News and second-team All-NFL by College and Pro Football Newsweekly . . . Honored with first-team All-AFC honors by The Football News and United Press International . . . Voted by South Florida media as team's Outstanding Offensive Lineman for third straight season (1990-92) and joined Hall of Famers Larry Little (1970-72) and Jim Langer (1973-77) as well as Dwight Stephenson (1982-87) as only players in team history to win award three or more consecutive seasons . . . Was hampered by ankle injury vs. Houston (11/22) . . . Started at left tackle in both playoff games . . .

PRO BOWL: Was named as a starter at tackle for 1992 AFC Pro Bowl squad . . . It marked first career Pro Bowl start . . . Webb became the first tackle in Dolphin history to be selected to the Pro Bowl as a starter . . . Coupled with his Pro Bowl selections as a reserve in 1990 and 1991 (although he started the 1990 game due to a shoulder injury to Cincinnati's Anthony Munoz), he became the third player in Dolphin history to be selected to the Pro Bowl team each of his first three seasons in the league . . . He joined quarterback Dan Marino (who was selected to the Pro Bowl each of his first five seasons in the league, 1983-87) and linebacker John Offerdahl (who was a Pro Bowl selection in each of his first five seasons in the league, 1986-90) . . . Webb's three Pro Bowl selections also represents the most Pro Bowl selections by an offensive tackle in Dolphin history, breaking his previous tie with Norm Evans (1972, 1974).

1991 - Started each of the last 14 games at left tackle in 1991 . . . Was selected for the AFC Pro Bowl team in 1991 for second consecutive season . . . Voted by South Florida media as team's Outstanding Offensive Lineman . . . Was inactive for first two games of season while recovering from preseason knee injury . . . Had suffered ligament damage to left knee vs. L.A. Raiders in Tokyo (9/4), however no surgery was necessary . . . Missed the final three preseason games and first two regular season contests as a result of knee injury . . . Was one of two inactive players in season-opener at Buffalo (9/1) . . . Dressed but did not play vs. Indianapolis (9/8) . . . Saw first action of season as starting left tackle at Detroit (9/15) . . . Held Pro Bowl linebacker Derrick Thomas (13.5 sacks in '91) to just three tackles and no sacks at Kansas City (10/13) . . .

PRO BOWL: Was selected as reserve tackle for 1991 Pro Bowl squad . . . Coupled with his rookie Pro Bowl selection in 1990, he became just the third player in Dolphin history to be selected to the Pro Bowl team each of his first two seasons in the league, joining Marino and Offerdahl . . . In addition, Webb's two Pro Bowl selections tied him with Evans for the most Pro Bowl selections by an offensive tackle in team history, a club mark he broke with his third Pro Bowl selection in 1992.

1990 - Started all 16 regular season games and two playoff contests at left tackle . . . Actually played in all 1,028 offensive downs for Miami in regular season and playoffs . . . In fact, only missed one offensive series (seven plays) in preseason . . . Selected as reserve to 1990 AFC Pro Bowl squad, but started game due to injury to Cincinnati's Anthony Munoz . . . Named NFL Rookie of the Year by United Press International, Sports Illustrated, The Sporting News and Pro Football Weekly (see complete list of honors below) . . . Key member of the Dolphin front line that allowed an NFL-low 16 sacks . . . Was accountable for only two sacks . . . Amazingly, Webb was called for only one holding call in '90 . . . Made first NFL start in season opener at New England (9/9) . . . Anchored offensive line which allowed Miami to rush for 177 yards which was team's highest single-game rushing output in a non-replacement contest since 178-yard effort on December 5, 1982 against Minnesota . . . Started in opener alongside rookie left guard Keith Sims (second round pick) and became the first Dolphin rookie draft choices ever to start in the season opener on the offensive line . . . They also became just the third and fourth rookie draft choices to start on opening day on offense in the history of the Dolphins; the only other rookie draft choices to start for Miami on offense on opening day were WR Otto Stowe (1971) and FB Larry Csonka (1968) . . . In addition, rookie NT Alfred Oglesby (third round pick) also started in season opener at New England which marked the first time in Dolphin history that each of the team's top three draft choices all started on opening day . . . First-round draft choice (ninth overall) of Miami in 1990 . . .

HONORS: Many post-season honors in 1990 included: UPI AFC Rookie of the Year, Sports Illustrated Rookie of the Year, The Sporting News Rookie of the Year, Pro Football Weekly Rookie of the Year . . . Earned second team All-Pro from College and Pro Football Newsweekly and second team All-AFC by UPI . . . Named to All-Rookie teams of UPI, Pro Football Weekly, College and Pro Football Newsweekly, Football Digest, Football News and the Pro Football Writers . . . Named as Dolphins' Outstanding Offensive Lineman and Rookie of the Year in 1990 by South Florida media . . . Also won Tommy Fitzgerald Award as outstanding rookie in training camp . . .

PRO BOWL: Voted by NFL peers as backup offensive tackle for the 1990 AFC Pro Bowl team . . . Started in contest due to shoulder injury to Cincinnati's Anthony Munoz . . . Webb became the first rookie offensive tackle and just the second rookie offensive lineman to be selected to the Pro Bowl (other was Colts' guard Chris Hinton in 1983) . . . His rookie selection to the Pro Bowl places him ahead of All-Pro tackles such as Cincinnati's Anthony Munoz, who was a first-round pick in 1980 and was first selected to the Pro Bowl following the '81 season; St. Louis' Dan Dierdorf, who was a second-round pick in 1971 and was first selected following the '74 season; Washington's Joe Jacoby, who joined the NFL as a free agent in 1981 and was first selected following the 1983 season; and Chicago's Jim Covert, who was a first-round pick in 1983 and was first selected following the 1985 season . . . Became the first Dolphin rookie to be selected to the Pro Bowl since John Offerdahl in 1986 . . . One of only three Miami rookies ever selected to the Pro Bowl with the others being Offerdahl and QB Dan Marino (1983) . . . Also, is the first Dolphin offensive lineman selected to the Pro Bowl since center Dwight Stephenson earned the recognition in 1987 . . . Joined Norm Evans (1972 and '74) and Wayne Moore (1973) as the only Dolphin tackles ever selected to the Pro Bowl . . .

AGAINST SACK LEADERS: As Miami's starting left tackle, Webb was responsible for blocking some of the NFL's best pass rushers . . . Miami allowed an NFL-low 16 sacks in '90 and Webb was accountable for only two of them . . . Faced Kansas City's Derrick Thomas (20 sacks) in playoffs and held him to three tackles and no sacks . . . Battled Buffalo's Bruce Smith (19 sacks) on three occasions in '90 (twice in regular season and once in playoffs) and held him to a combined total of no sacks and seven tackles . . . Also faced Giants' Lawrence Taylor (10.5 sacks) and held him to three tackles and a half-sack.

COLLEGE: Four-year letterman and three-year starter at Texas A&M (1985-89) . . . Earned first team All-Southwest Conference and second team All-America recognition as senior . . . Moved from guard to tackle in spring drills . . . Paved way for ground attack which averaged 199.9 yards per game . . . Posted six knockdown blocks as Aggies exploded for 352 rushing yards in 45-7 win over Rice . . . Had key block which allowed Aggie runner to gain 84 yards and set up game clinching field goal in 17-13 decision over Houston . . . Anchored offensive line which allowed Aggie quarterback to pass for 282 yards in 44-7 rout of Texas Christian . . . Named second team All-SWC pick as junior . . . Started all 11 games at left guard . . . School ranked tenth in nation in rushing with 258.5 avg. per game . . . Opened holes as Aggies racked-up 420 yards and 27 rushing first downs in 50-15 win over Texas Tech . . . Recorded eight knockdown blocks as school piled up 297 rushing yards in 30-16 win over Houston . . . Led offensive line as Aggies scored on all six drives in second half (six touchdowns, one field goal) in 56-17 win over Louisiana Tech . . . Became full time starter at left guard during sophomore season . . . Added 20 pounds of muscle to frame in offseason conditioning program . . . Anchored ground attack which averaged 231.9 yards per game . . . Dominated line of scrimmage late in contest which enabled Aggies to win 14-0 over Arkansas . . . Sent trio of defenders into endzone to pave way for game-winning touchdown in 20-13 decision over Texas in season finale . . . Played as reserve defensive tackle as second-year freshman . . . Finished with a solo tackle . . . Moved to offensive line in spring drill after season . . . Redshirted his freshman season . . . Majored in industrial distribution.

PERSONAL: Single, splits residence between Miami, Fla. and Dallas, Texas . . . Named first team all-district as defensive end at Franklin D. Roosevelt High School in Dallas . . . Led team to 7-4 record and district title as senior . . . Also lettered in basketball . . . Served as senior class president and graduated with 3.5 grade point average . . . Earned nickname of "Bam Bam" by his college teammates for way he punished defenders in the trenches . . . Enjoys listening to music . . . Lists "The Cosby Show" as his favorite television show and Luther Vandross as his favorite recording artist . . . Full name is Richmond Jewel Webb, born on Jan. 11, 1967, in Dallas, Texas.

NFL REGULAR SEASON STATISTICS

GAMES/STARTS: 1990: 16/16, 1991: 14/14, 1992: 16/16 3-YEAR TOTALS: 46/46

NFL PLAYOFF STATISTICS

GAMES/STARTS: 1990: 2/2, 1992: 2/2 PLAYOFF TOTALS: 4/4

ADDITIONAL STATS


Miscellaneous Tackles: 1 in 1990, 1 in 1992 for total of 2



DOLPHIN FACT

The Dolphins made their seventh trip (also following the 1971-73, 1982, 1984-85 regular seasons) into the AFC Championship game in 1992 which is tied for second place (with the Pittsburgh Steelers and behind only the Los Angeles/Oakland Raiders) for most appearances in the AFC title game. Miami's five wins in AFC Championship contests is the most by any AFC team and trails only the six wins of the NFC's Dallas Cowboys (6-5) for most conference championship wins by a team in either conference.

LARRY WEBSTER



6-5 293 #79
Defensive Tackle
Born: 1/18/69
College: Maryland '92
Acquired: D3, 1992
NFL: Second Season
Dolphins: Second Season

PRO: Played in all 16 regular season games with no starts and both playoff contests as rookie in 1992 . . . Finished with 13 tackles (seven solo) and 1.5 sacks . . . Made NFL debut in reserve role in season-opener at Cleveland (9/14) . . . Recorded first NFL tackle vs. New England (10/18) when he tackled Patriots quarterback Tommy Hodson for a nine-yard sack . . . Registered two tackles at Indianapolis (11/8) . . . Had best game of season at New England (12/27) with season-high seven tackles and a half-sack (shared with Chuck Klingbeil) of Patriot quarterback Jeff Carlson for an 11-yard loss . . . It was a crucial sack, coming with sixteen seconds for the fourth quarter of a tie game (13-13), and moving the Patriots from the Dolphins' 28-yard line back to the 39-yard line and out of field goal range and the Dolphins went on to record 16-13 win in overtime . . . Saw reserve action in both playoff contests . . . Finished with five tackles (two solo) . . . Did not record a tackle in AFC Divisional Playoff game vs. San Diego (1/10/93) . . . Had five tackles in AFC Championship game vs. Buffalo (1/17/93) . . . Third-round draft choice (70th overall) of Miami in 1992.

COLLEGE: Three-year starter and four-year letterman at Maryland . . . Named honorable mention All-American by The Football News as senior . . . Started at left defensive tackle . . . Recorded 66 tackles (46 solo), four sacks and a pass defensed . . . Began season with six tackles in win over Virginia . . . Added six tackles and a sack vs. Syracuse . . . Had seven tackles with a pair of sacks in Duke clash . . . Registered 12 tackles with a sack against Penn State . . . Selected as honorable mention All-American and first-team All-Atlantic Coast Conference as junior . . . Recorded 75 tackles (38 solo), three sacks, two forced fumbles and a pass defensed . . . Opened season with six tackle effort against Virginia Tech . . . Posted six stops with a pass deflection and a forced fumble against Michigan . . . Had 10 tackles and a pair of sacks in win over Duke . . . Followed with season-high 12 tackles and a forced fumble against North Carolina . . . Selected as second-team All-ACC choice as sophomore . . . Recorded 54 tackles (30 solo), two passes defensed and a sack . . . Had seven tackles with a sack vs. North Carolina State . . . Blocked a field goal attempt on final play of first half vs. West Virginia . . . Suffered broken foot vs. Penn State and missed final game of season against Virginia . . . Saw limited action in first six games as redshirt freshman . . . Played better in final five games of season . . . Recorded 49 tackles (31 solo), two sacks and a pass deflection . . . Posted four tackles and a sack in win over Duke . . . Added nine tackles with a sack against North Carolina . . . Redshirted as a freshman . . . Majored in criminal justice.

PERSONAL: Single, resides in Elkton, Md . . . Attended Elkton (Md.) High School . . . Named all-county and most valuable player in both football and basketball . . . Played defensive tackle and fullback . . . Rushed for over 2,000 yards during high school career . . . Enjoys watersports, nature watching and billiards . . . Lists favorite movie as "Terminator II" as favorite movie, "In Living Color" as favorite

television show and "The Autobiography of Malcom X" as favorite book . . . Full name is Larry Melvin Webster, Jr., born January 18, 1969, in Elkton, Md.


NFL REGULAR SEASON STATISTICS

YEAR	TEAM	G-S	TACK.	ASST.	TOTAL	FUM. REC.	QB SACK
1992	Miami	16-0	7	6	13	0	1

NFL PLAYOFF STATISTICS

YEAR	TEAM	G-S	TACK.	ASST.	TOTAL	FUM. REC.	QB SACK
1992	Miami	2-0	2	3	5	0	0

BERT WEIDNER



6-2 290 #60
Guard/Center
Born: 1/20/66
College: Kent State '89
Acquired: D11, 1989
NFL: Fourth Season
Dolphins: Fourth Season

PRO: Versatile lineman can play both guard and center . . . Played in all 16 games with three starts and saw action in both playoff contests in 1992 . . . Made starts for Dolphins at center vs. Buffalo (11/16), vs. Houston (11/22) at New Orleans (11/29) due to injury to Jeff Uhlenhake . . . Saw reserve action each of other 13 games in 1992 . . . Played in 15 games with 10 starts in 1991 . . . Made first career NFL start in season-opener at Buffalo (9/1) . . . Started at center in place of unsigned Uhlenhake . . . Remained as starting center for first six weeks of season . . . Moved to left guard midway through contest at New England (10/6) following knee injury to Keith Sims . . . Started next four games at left guard . . . Suffered mild AC joint (shoulder) separation vs. New England (11/10) . . . Was inactive for game vs. Buffalo (11/18) due to shoulder injury . . . Had started all ten previous games before missing the Bills' contest . . . Saw reserve action for final five games of season . . . Moved to offensive line position in '90 off-season . . . Was originally drafted by Dolphins as nose tackle . . . Played in seven regular season games and both playoff contests . . . Saw most action on special teams . . . Played in first NFL game in season opener at New England (9/9) . . . Was one of Miami's two inactive players each of the next three games (vs. Buffalo, at N.Y. Giants and at Pittsburgh) . . . Returned to action vs. N.Y. Jets (10/7) and played in next three contests . . . Placed on inactive roster vs. Phoenix (11/4) . . . Was on active roster for next two games (at Jets and vs. L.A. Raiders) but did not see game action . . . Returned to inactive roster for next two games (at Washington and vs. Philadelphia) . . . Played in final two regular season contests . . . Spent entire 1989 season on Miami's developmental squad . . . Was waived by Miami (9/4) before being signed for developmental team on Sept. 5 . . . Finished preseason ranked seventh on Dolphins with 11 tackles (nine solo) . . . 11th-round draft choice (288th overall) by Miami in 1989.

COLLEGE: Four-year starter at Kent State (1984-88) . . . Redshirted during 1985 season with shoulder injury . . . Was a first team All-Mid American Conference selection his senior season . . . Started 10 games at defensive tackle . . . Registered 47 tackles (31 solos) with four sacks and one fumble recovery . . . Registered seven tackles and a sack vs. Ball State . . . Closed out his college career with a season-high eight tackles and a sack in their 17-11 triumph over Miami of Ohio . . . Moved to right defensive tackle as a junior and started every game . . . Recorded 57 tackles (40 solos) and a team high seven sacks . . . Opened season with 10 tackles in 27-23 defeat of Akron . . . Credited with five tackles and two sacks in 31-17 win over Kansas . . . As a sophomore, was an All-MAC selection as an inside linebacker . . . Recorded a career high 105 tackles (57 solos) . . . Named MAC Defensive Player of the Week after making 10 tackles vs. Akron . . . Earned the same honors again with 10 solo tackles in 33-30 triumph over Central Michigan . . . Redshirted in 1985 with a shoulder injury . . . Moved into the starting lineup in the fourth game of freshman season at inside linebacker . . . Recorded 102 tackles (35 solos) and was named MAC Defensive Player of the Week after registering a career high 16 tackles (12 solo) vs. Western Michigan . . . Majored in economics.

PERSONAL: Single, resides in Plantation, Fla . . . Was All-Western New York, Adidas All-American, Division IV All-Star and Academic All-State selection at Eden (N.Y.) High School . . . Served as the team's co-captain . . . Full name is Bert Weidner, born Jan. 20, 1966, in Eden, N.Y.

NFL REGULAR SEASON STATISTICS

GAMES/STARTS: 1989: developmental squad, 1990: 7/0, 1991: 15/10, 1992: 16/3
3-YEAR TOTALS: 38/13


NFL PLAYOFF STATISTICS

GAMES/STARTS: 1990: 2/0, 1992: 2/0 PLAYOFF TOTALS: 4/0

ADDITIONAL STATS

Miscellaneous Tackles: 1 in 1991

GENE WILLIAMS



6-3 308 #61
Guard
Born: 10/14/68
College: Iowa State '91
Acquired: D5b, 1991
NFL: Third Season
Dolphins: Third Season

PRO: Massive guard . . . Saw action in five games for Dolphins in 1992 . . . Played in five consecutive games from at Indianapolis (11/8) through at San Francisco (12/6) . . . Served as an inactive player in nine other games and dressed but did not play vs. N.Y. Jets (12/20) and at New England (12/27) . . . Was inactive for both playoff games . . . Saw reserve action as rookie for Dolphins in 1991 . . . Was back-up to former college teammate Keith Sims at left guard . . . Played in 10 games (no starts) . . . Played in first four contests . . . Placed on inactive list for games at N.Y. Jets (9/29) and at New England (10/16) . . . Played in next five games . . . Dressed but did not play at Chicago (11/24) . . . Was inactive for final three

238

games of season . . . Second pick in fifth-round (121st overall) of Miami in 1991.


COLLEGE: Four-year starter at Iowa State . . . College teammate of Dolphin guard Keith Sims . . . Named first team All-Big Eight selection and third-team All American by Gannett and Pro Football Weekly as senior . . . Led offense which averaged 377.8 yards per game . . . Posted six knockdown blocks including two to spring running back Blaise Bryant for a pair of scores as ground attack accounted for 322 yards vs. Oklahoma State . . . Had trio of key blocks in 80-yard touchdown drive, including one on game winning touchdown run in 33-31 win over Oklahoma . . . Served as Bryant's major blocker as the tailback gained 149 yards and a touchdown vs. Kansas State . . . Earned second team All-Big Eight honors by the league's coaches as junior . . . Started all season at right tackle . . . Teamed with Sims to lead fine blocking effort . . . Provided excellent pass protection as school set game passing record with 411 yards vs. Oklahoma . . . Posted six knockdown blocks, including one on a six-yard touchdown run, vs. Missouri . . . Started at right tackle as sophomore . . . Opened season with key block to spring fullback Joe Henderson for touchdown vs. Tulane . . . Moved into starting line-up as freshman in third game of season when Sims was lost for season with toe injury . . . Holds B.A. in speech communications.

PERSONAL: Single, resides in Omaha, Neb . . . Named All-State, All-Metro and Nebraska Lineman of the Year as senior at Creighton (Omaha, Neb.) High School . . . Major factor in team compiling 12-0 record and winning state championship as senior . . . Earned three letters in football, wrestling and track . . . Lists favorite movie as "Raising Arizona", favorite television show as "In Living Color" and favorite book as "Fear and Loathing in Las Vegas" . . . Full name is Eugene Williams, born October 14, 1968, in Blair, Neb.

NFL REGULAR SEASON STATISTICS

GAMES/STARTS: 1991: 10/0, 1992: 5/0 2-YEAR TOTALS: 15/0

JARVIS WILLIAMS



5-11 200 #26
Safety
Born: 5/16/65
College: Florida '88
Acquired: D2, 1988
NFL: Sixth Season
Dolphins: Sixth Season

PRO: 1992 - Played in all 16 regular season games with ten starts and saw action in both playoff games with one start . . . Finished with 82 tackles (57 solo), two interceptions, one fumble recovery and four passes defended . . . Saw reserve action in season opener at Cleveland (9/14) due to bruised knee suffered in preseason and did not have a tackle . . . Made first start of season vs. L.A. Rams (9/20) and recorded team-high nine tackles and also recorded an interception of a Jim Everett pass . . . Tied with John Offerdahl for the team lead with 11 tackles at Seattle (9/27) and added two passes defended for second straight game he tied or led the team in tackles . . . Did not start contest vs. Atlanta (10/11) . . . Returned to starting role and recorded team-leading eight tackles vs. New England

239

(10/18) . . . Had seven tackles vs. Indianapolis (10/25) . . . Saw reserve action due to rib injury for four consecutive games at Indianapolis (11/8), vs. Buffalo (11/16), vs. Houston (11/22) and at New Orleans (11/29) . . . Started last four games of season at strong safety . . . Had four tackles vs. L.A. Raiders (12/14) . . . Started contest and recorded one tackle in AFC Divisional Playoff game vs. San Diego (1/10/93) . . . Came off bench and did not have a tackle in AFC Championship game vs. Buffalo (1/17/93).

1991 – Started 11 games in 1991 . . . Suffered first injury shortened season of NFL career . . . Started first 11 games of 1991, before missing remaining five games with shoulder injury . . . Had started 59 straight games before injury . . . Starting streak of 59 straight games was longest of any player on Dolphin defense . . . Finished the season with 61 tackles (50 solo), one interception, five passes defended and also forced two fumbles . . . Opened season with six tackles at Buffalo (9/1) . . . Had team-high seven tackles and added an interception and a forced fumble vs. Green Bay (9/22) . . . Recorded five tackles at N.Y. Jets (9/29) . . . Led team with a season-high total of eight tackles at Indianapolis (11/3) . . . Suffered separation of the AC joint of the right shoulder vs. Buffalo (11/18) . . . Placed on injured reserve on Nov. 20 . . . Missed the remaining five games of the year.

1990 – Started all 16 regular season games and both playoff contests at strong safety . . . Selected as team's Outstanding Defensive Back by South Florida media for third consecutive season in '90 . . . Only third defensive back in team history to win award three straight seasons (also cornerback William Judson in 1983-86 and safety Tim Foley in 1977-79) . . . Finished third on team with 76 tackles (72 solo) and tied for team lead with a career-high five INTs (with Louis Oliver) . . . Added five passes defended, three special teams tackles and two sacks . . . Also recorded 11 tackles (all solo) and team-leading two INTs in playoffs . . . His five regular season interceptions were the most by a Dolphin since Glenn Blackwood had six INTs in 1985 . . . Finished tied for third in the AFC and tied for tenth in the NFL in interceptions . . . Recorded four or more tackles in 11 of 16 games . . . Recorded seven tackles at Giants (9/23) . . . Registered team-high five tackles and added a sack of Steeler QB Bubby Brister, a pass defended and a forced fumble at Pittsburgh (9/30) . . . Racked-up six tackles and a four-yard sack of Jets QB Ken O'Brien vs. New York (10/7) . . . Had two interceptions, a tackle and a pass defended at Indianapolis (10/28) . . . Had exceptional game at Washington (12/2) . . . Recorded season-high nine tackles and intercepted a Mark Rypien pass and returned the INT for a 42-yard touchdown, the first TD of his career . . . Was second on the team with eight tackles at Buffalo (12/23) . . . Recorded two interceptions vs. Indianapolis (12/30) . . . It was his second game with two INTs in a game in '90 and the fourth time in his career . . . Started both playoff games . . . Recorded five tackles, an INT and two passes defended in first round playoff game vs. Kansas City (1/5) . . . Finished third on team with six tackles, an INT and a pass defended in divisional playoff contest at Buffalo (1/12).

1989 – Started all 16 games in 1989 at strong safety . . . Moved to strong safety following draft selection of former Univ. of Florida teammate Louis Oliver, who started at free safety . . . Finished first among defensive backs (and second on team) with 87 tackles (68 solo) . . . Added two interceptions, seven passes defended, a sack and team-leading three forced fumbles . . . Recorded four or more tackles in 15 of 16 starts . . . Among four tackles vs. N.Y. Jets (9/24) was his first career sack as he knocked Jets QB Ken O'Brien for a five-yard loss . . . Led team with season-high 15 tackles at Houston (10/1) . . . Tackle total tied Barry Krauss (15 hits at Buffalo on Oct. 29) for most tackles by a Dolphin in '89 . . . Recorded five tackles and team's single-game high of two interceptions vs. Indianapolis (11/5) . . . It marked first time a Dolphin had two interceptions in same game since Williams had two INTs on Oct. 9, 1988, at the L.A. Raiders . . . Recorded seven tackles along with a forced fumble at Dallas (11/29) . . . Led Dolphins with eight tackles vs. Pittsburgh (11/26) . . . Forced a fumble and added five

tackles at Kansas City (12/3) . . . Closed season with five tackles vs. Kansas City (12/24).

1988 – Had sensational rookie season in '88 . . . Started all 16 games at free safety . . . Finished second on the team in tackles with 89 (83 solo) and tied for team lead with four interceptions . . . Became only third rookie in team history to lead Miami in interceptions . . . Led club in forced fumbles (3), tied for team lead in fumbles recovered (3) and finished tied for second on club with six passes defended . . . Also returned three punts for 29 yards (9.7 avg.) and eight kickoffs for 159 yards (19.9 avg.) . . . Key member of secondary which set team record by not allowing a passing touchdown in 25 consecutive quarters . . . Opened season with seven tackles against Bears (9/4) . . . Registered eight tackles and recovered key fumble in Miami territory as defense held Buffalo attack to only three field goals (9/11) . . . During Weeks 6-9, picked off four interceptions and had a fumble recovery for total of five turnovers in four game span . . . Had exceptional game at L.A. Raiders (10/9) with two interceptions (returned 23 yards), a forced fumble and a kickoff return (17 yards) . . . First interception set up field goal, while second came at end of first half . . . Racked up interception, forced fumble and eight tackles against San Diego (10/16) . . . Against Jets (10/23), came up with three tackles and an interception (returned 18 yards) . . . Recovered second quarter fumble against Tampa Bay (10/30) . . . Racked up season-high 11 tackles against Bills (11/14) . . . Closed out season with eight solo tackles against Pittsburgh (12/18) . . . Tabbed as Dolphins' Rookie of the Year and Outstanding Defensive Back (as voted by Miami media) at team's annual awards banquet . . . Second-round draft choice (42nd overall) of Miami in 1988.

COLLEGE: Four-year starter for Florida (1984-87) . . . Named All-Southeastern Conference as sophomore, junior and senior . . . After starting every game his first three seasons (33 games) at cornerback, moved to strong safety as senior . . . Played three seasons (1985-87) in defensive backfield with Louis Oliver (Miami's first-round draft choice in '89) . . . Started first 10 games of '87 at safety before moving back to CB for last regular-season game (Florida State) and Aloha Bowl matchup with UCLA . . . Started 44 consecutive games for Gators overall . . . First-team All-America pick of Walter Camp Football Foundation, in addition to College and Pro Football Newsweekly, as senior . . . Also was honorable mention on All-America team of AP . . . First-team All-SEC selection by conference coaches in '87 . . . Made 239 tackles (172 solo) plus 16 passes defended, six fumble recoveries, and six forced fumbles during career . . . Finished third on all-time Florida interception list with 10 in career . . . Led Gators in tackles as senior with 77 . . . Recorded team seasonal-high 13 tackles (10 solo) in loss to Georgia . . . Had team-high eight stops in season-opening loss to eventual national champion Miami (Fla.) . . . Second-team All-SEC pick by coaches as junior . . . Had 56 tackles and four INTs in '86 . . . Against Miami, intercepted Vinny Testaverde twice . . . Honorable mention AP All-America selection as sophomore . . . Finished as team's sixth-leading tackler with 53 . . . Had same number of stops during freshman season . . . In 1983, suffered knee injury early during fall practice and later participated on scout squad as cornerback and was redshirted . . . Majored in recreation.

PERSONAL: Single, makes off-season home in Palatka, Fla . . . Has two children, Jarisha (5/30/84) and Jarunda (10/6/87) . . . Was seventh defensive back taken in 1988 draft . . . High school and college teammate of John L. Williams, who now plays for Seattle . . . Enjoys playing basketball and listening to rhythm and blues music . . . Lists favorite movie as "Harlem Nights" and favorite TV show as "227" . . . Attended Palatka (Fla.) High School, lettering in football, basketball and baseball . . . Consensus all-state choice as senior . . . Prominent member of team that won 3A state title in '81 and was runner-up following year . . . Full name is Jarvis Eric Williams, born May 16, 1964, in Palatka, Fla.

NFL REGULAR SEASON STATISTICS

YEAR	TEAM	G-S	TACK.	ASST.	TOTAL	FUM. REC.	INT.	YDS.	LG	TD
1988	Miami	16-16	83	6	89	3	4	62	23	0
1989	Miami	16-16	68	19	87	0	2	43	24	0
1990	Miami	16-16	72	4	76	0	5	82	42t	1
1991	Miami	11-11	50	11	61	0	1	0	0	0
1992	Miami	16-10	57	25	82	1	2	29	25	0
5-YEAR TOTALS		75-69	330	65	395	4	14	216	42t	1

NFL PLAYOFF STATISTICS

YEAR	TEAM	G-S	TACK.	ASST.	TOTAL	FUM. REC.	INT.	YDS.	LG	TD
1990	Miami	2-2	11	0	11	0	2	0	0	0
1992	Miami	2-1	1	0	1	0	0	0	0	0
PLAYOFF TOTALS		4-3	12	0	12	0	2	0	0	0

ADDITIONAL STATS

Passes Defensed: 6 in 1988, 7 in 1989, 5 in 1990, 5 in 1991, 4 in 1992 for total of 27 (P-3)

Forced Fumbles: 3 in 1988, 3 in 1989, 2 in 1991 for total of 8

Punt Returns: 3 for 29 yards, 3 FC, 9.7 avg., long 14 in 1988; 3 FC in 1989; 1 for 5 yards in 1990; 2 FC in 1991; 1 for 0 yards, 1 FC in 1992 for total of 5 for 34 yards, 9 FC, 6.8 avg., long 14 (P-1 FC)

Kickoff Returns: 8 for 159 yards, 19.9 avg., long 27 in 1988; 1 for 21 yards in 1989; 1 for 7 yards in 1991 for total of 10 for 187 yards, 18.7 avg., long 27

Sacks: 1 in 1989, 2 in 1990 for total of 3

Special Teams Tackles: 3 in 1990, 3 in 1991, 5 in 1992 for total of 11

MIKE WILLIAMS



5-11 183 **#87**
Wide Receiver
Born: 10/9/66
College: Northeastern
Acquired: FA, 1991
NFL: Third Season
Dolphins: Third Season

PRO: 1992 – Played in 15 regular season games and both playoff contests . . . Saw action mainly on special teams . . . Finished season with three catches for 43 yards . . . Led team with 12 special teams tackles and returned 19 kickoffs for 328 yards for an average of 17.3 yards per return . . . Had best game of season vs. L.A. Rams (9/20) with three receptions for 43 yards . . . They were the first three catches of his NFL career as he saw action replacing the injured Tony Martin in the four-wide offense . . . Was inactive at Seattle (9/27) due to a sore knee . . . Had 64 yards on three kickoff returns in AFC Championship game vs. Buffalo (1/17/93).

1991 – Played on special teams in 1991 . . . Played in last three games of season . . . Recorded two tackles on special teams and also forced a fumble . . . Activated from practice squad on December 9 and made his Dolphin debut that night vs. Cincinnati . . . Signed by Dolphins for practice squad on September 18 . . . Was a member of Atlanta's training camp in 1991.

242

1989-90 – Spent part of 1990 season on practice squad of Dallas Cowboys . . . Was on Detroit's practice squad for majority of 1989 season . . . Saw action in season-finale at Atlanta (12/24) for Lions . . . Waived by L.A. Rams in 1989 training camp . . . 10th-round draft choice (269th overall) of L.A. Rams in 1989.

COLLEGE: Four-year letterman at Northeastern University . . . Finished career with 82 catches for 1,659 yards (20.2 avg.) and 11 TDs . . . Led team in receiving as senior with 33 catches for 672 yards (20.4 avg.) and six touchdowns . . . Caught six passes for 173 yards and one TD against Lehigh . . . Had five receptions for 121 yards, including a 31-yard touchdown, against Connecticut . . . Majored in criminal justice.

PERSONAL: Single, resides in Goldens Bridge, N.Y. . . . Attended John Jay High School in New York . . . Full name is Michael Williams, born October 9, 1966, in Mount Kisco, New York.

NFL REGULAR SEASON STATISTICS

YEAR	TEAM	G-S	NO.	YDS.	AVG.	LG	TD
1989	Detroit	1-0	0	0	0.0	0	0
1991	Miami	3-0	0	0	0.0	0	0
1992	Miami	15-0	3	43	14.3	18	0
3-YEAR TOTALS		19-0	3	43	14.3	18	0

NFL PLAYOFF STATISTICS

YEAR	TEAM	G-S	NO.	YDS.	AVG.	LG	TD
1992	Miami	2-0	0	0	0.0	0	0

ADDITIONAL STATS

Kickoff Returns: 19 for 238 yards, 17.3 avg., long 28 in 1992 (P-3 for 64 yards, 21.3 avg., long 25)

Special Teams Tackles: 1 in 1991, 12 in 1992 for total of 13 (P-1)

Miscellaneous Tackles: 3 in 1992



DOLPHIN FACT

Miami Dolphins rookie cornerback Troy Vincent recorded a pair of interceptions in Miami's 31-0 playoff win over the San Diego Chargers on January 10, 1993, and became the first rookie in team history to record an interception in playoff competition.



243

1993 DRAFT CHOICES

RD.	NO.	NAME	POS.	HT.	WT.	BIRTH-DATE	COLLEGE
1	25	O.J. McDuffie	WR	5-10	191	12/2/69	Penn State
3	78	Terry Kirby	RB	6-1	221	1/20/70	Virginia
4	105	Ronnie Bradford	CB	5-10	188	10/1/70	Colorado
5	132	Chris Gray	T	6-4	286	6/19/70	Auburn
6	164	Robert O'Neal	S	6-1	194	2/1/71	Clemson
7	191	David Merritt	LB	6-1	237	9/8/71	N. Carolina St.
8	218	Dwayne Gordon	LB	6-1	231	11/2/69	New Hampshire

RONNIE BRADFORD



5-10 188
Cornerback #40
Born: 10/1/70
College: Colorado '93
Draft: 4, 105

COLLEGE: Four-year letterman and two-year starter at Colorado . . . Named honorable mention All-American by The Football News and first-team All-Big Eight by league's coaches as senior . . . Selected as squad's Regiment Award winner, given to player with the greatest contribution and least recognition . . . Recorded 37 tackles (26 solo), an interception, a forced fumble, a fumble recovery and seven passes defended . . . Posted two third-down tackles and a pair of pass break-ups against Colorado State . . . Recovered a fumble vs. Baylor . . . Had eight tackles, two passes defended and a third-down tackle vs. Minnesota . . . Registered an interception against Oklahoma State . . . Closed season with seven tackles against Iowa State . . . Started every game as junior . . . Recorded 26 tackles (19 solo), an interception, a forced fumble, a fumble recovery and seven passes defended . . . Had an interception vs. Wyoming . . . Racked-up five tackles and three passes defended vs. Stanford . . . Caused a fumble, deflected a pass and posted four tackles vs. Oklahoma . . . Played as reserve defensive back as sophomore . . . Recorded four tackles on defense and added a pass defended . . . Had 14 tackles on special teams . . . Made three special teams hits vs. Oklahoma . . . Had season-high three tackles against Oklahoma State . . . Blocked crucial extra point attempt which won national championship for Colorado in 10-9 win over Notre Dame in Orange Bowl . . . Played in nine games as freshman in 1989 . . . Recorded seven tackles (four solo) and an interception . . . Returned an interception 13 yards, had three tackles, and two special teams tackles vs. Illinois . . . Had a pair of tackles vs. Iowa State . . . Majored in communications.

PERSONAL: Single, resides in Boulder, Colo . . . Named honorable mention All-American as senior by USA Today at Adams City High School in Commerce City, Colo . . . Had four interceptions, 14 passes defended, two fumble recoveries, and a blocked field goal as senior . . . Also ran hurdles with indoor and outdoor track teams . . . Graduated with 3.0 grade point average . . . Worked summers for Denver-based program and painted houses for the elderly . . . Lists

244

"The Color Purple" as favorite movie, "Cheers" as favorite television show, "Misery" as favorite book and Baby Face as favorite recording artist . . . Full name is Ronald L. Bradford, born October 1, 1970, in Minot, N.D.


COLLEGE STATISTICS

YEAR	TACK.	ASST.	TOTAL	FUM. REC.	INT.	YDS.	LG
1989	4	3	7	0	1	13	13
1990	4	0	4	0	0	0	0
1991	19	7	26	1	1	0	0
1992	26	11	37	1	1	6	6
TOTALS	53	21	74	2	3	19	13

ADDITIONAL STATS

Passes Defended: 1 in 1990, 7 in 1991, 7 in 1992 for total of 15
Tackles for Loss: 1 in 1992
Forced Fumbles: 1 in 1991, 1 in 1992 for total of 2
Special Teams Tackles: 4 in 1989, 14 in 1990, 6 in 1991, 3 in 1992 for total of 27

DWAYNE GORDON



6-1 231
Linebacker #64
Born: 11/2/69
College: New Hampshire '93
Draft: 8, 218

COLLEGE: Four-year letterman and three-year starter at New Hampshire . . . Versatile player, lined up at defensive end, defensive tackle, outside and inside linebacker as well as handling punting duties . . . Named first-team All-Yankee Conference as senior . . . Led team with 84 tackles (56 solo), 6.5 sacks, 13 tackles for loss and recovered and forced a fumble . . . Also punted 53 times for 1,733 yards (32.6 avg.) with 15 kicks downed inside the 20 . . . Named National Player of the Week with 13 tackles, 3.5 sacks, four tackles for losses and added 212 yards on seven punts with four downed inside the 20 against Lehigh . . . Punted three times for 125 yards and registered five tackles with a fumble recovery vs. Dartmouth . . . Had 14 tackles and a sack vs. Northeastern . . . Selected as second-team All-Yankee Conference as junior . . . Recorded 89 tackles (59 solo), three sacks, five tackles for loss, two blocked field goals, four passes defended and an interception . . . Also booted 16 punts for 541 yards (33.8) avg. with a long of 43 yards . . . Had five tackles and an interception against Connecticut . . . Registered nine tackles and two sacks vs. Delaware . . . Had 14 tackles against Boston University . . . Credited with season-high 16 tackles, a pass deflection and a blocked field goal against Dartmouth . . . Had ten hits vs. Samford in NCAA Division I-AA Playoffs . . . Started 11 games as sophomore defensive end . . . Recorded 46 tackles (30 solo), six sacks and two passes defended . . . Credited with five tackles and a sack against Connecticut . . . Added six tackles with a sack against Delaware . . . Shared right end position as redshirt freshman . . . Recorded 18 tackles (14 solo) and two sacks . . . Had 60 punts for 1,982 yards (33.0 avg.) . . . Recovered a fumble and made five tackles with an eight-yard sack against Rhode Island . . .

245

Missed spring drills prior to season with broken nose . . . Redshirted as a freshman in 1988 . . . Majored in sociology.

PERSONAL: Single, resides in LeGrangeville, N.Y. . . . Attended Arlington North High School in Poughkeepsie, N.Y. . . . Selected as all-conference as senior . . . Also played baseball in high school . . . Lists "Scarface" as favorite movie, "Martin" as favorite television show and Christopher Williams as favorite recording artist . . . Full name is Dwayne K. Gordon, born November 2, 1969, in White Plains, N.Y.

COLLEGE STATISTICS

YEAR	TACK.	ASST.	TOTAL	FUM. REC.	QB SACK	INT.	YDS.	LG
1989	14	4	18	1	2	0	0	0
1990	30	16	46	0	6	0	0	0
1991	52	27	79	1	3	1	9	9
1992	56	28	84	1	6½	0	0	0
TOTALS	152	75	227	3	17½	1	9	9

ADDITIONAL STATS

Passes Defended: 2 in 1990, 4 in 1991 for total of 6
Tackles for Loss: 2 in 1989, 10 in 1990, 5 in 1991, 14 in 1992 for total of 31
Forced Fumbles: 1 in 1992
Punting: 60 for 1,982 yards, 33.0 avg., long 55 in 1989; 16 for 541 yards, 33.8 avg., long 43 in 1991; 53 for 1,733 yards, 32.6 avg., long 59 in 1992 for total of 129 for 4,256 yards, 33.0 avg., long 59

CHRIS GRAY



6-4 286 #62
Tackle
Born: 6/19/70
College: Auburn '93
Draft: 5, 132


COLLEGE: Four-year letterman and two-year starter at Auburn . . . Named second-team All-American and first-team All-Southeastern Conference as senior . . . Started every game at left tackle . . . Had timely down-field block on touchdown run as team gained 232 yards on ground against Vanderbilt . . . Started every game at left tackle as junior . . . Teamed with current Dolphin guard Eddie Blake to form one of the top offensive lines in the country . . . Played major role as offense gained 346.0 yards per game . . . Made key block as screen pass was turned into 78-yard touchdown vs. Tennessee . . . Split time between offensive tackle and tight end as sophomore . . . Started contests against Tennessee, Georgia and Alabama contests at left tackle and Louisiana Tech game at tight end . . . Caught two passes for 20 yards . . . Had 16-yard reception against Cal-State Fullerton . . . Added a four-yard catch vs. Louisiana Tech . . . Opened redshirt-freshman season at tight end . . . Was moved to offensive line midway through season . . . Caught five passes for 38 yards and a score . . . Snatched three receptions for 19 yards and a touchdown against Pacific . . . Had seven-yard catch vs. Kentucky and 12-yard grab against Florida . . . Redshirted as freshman in 1988 . . . Holds B.A. in marketing.

PERSONAL: Single, resides in Birmingham, Ala. . . . Attended Homewood High School in Birmingham, Ala. . . . Started final two prep seasons at defensive end and tight end . . . Recorded 124 tackles, six sacks, 13 tackles for loss and four passes defensed . . . Caught nine passes for 128 yards and a score as senior . . . Enjoys fishing, hunting, hiking, camping, scuba diving, playing the guitar and watching the Discovery Channel . . . Lists all "Indiana Jones" films as favorite movies, "This Present Darkness" as favorite book and Steven Curtis Chapman as favorite recording artist . . . Full name is Christopher William Gray, born June 19, 1970, in Birmingham, Ala.

COLLEGE STATISTICS

YEAR	NO.	YDS.	AVG.	LG	TD
1989	5	38	7.6	12	1
1990	2	20	10.0	16	0
TOTALS	7	58	8.3	16	1

TERRY KIRBY



6-1 221 #41
Running Back
Born: 1/20/70
College: Virginia '93
Draft: 3, 78

COLLEGE: 1992 – Four-year letterman and three-year starter at Virginia . . . Finished college career as school's all-time leading rusher with 3,348 yards on 567 runs (5.9 avg.) with 24 touchdowns . . . Added 105 catches for 1,022 yards and eight scores . . . Named second-team All-American and first-team All-Atlantic Coast Conference as senior . . . Earned ACC Honor Roll recognition for academic work and athletic participation . . . Led squad with 175 carries for 1,130 rushing yards (6.5 avg.) with six touchdowns and 28 catches for 241 yards and two scores . . . Ran for over 100 yards in six contests, including two straight 200-yard performances . . . Opened season with 120 yards on 17 tries against Maryland . . . Had 135 yards and a score on 22 carries and three catches for 33 yards vs. Georgia Tech . . . Rushed 28 times for 207 yards and had four receptions for 37 yards and a touchdown against Duke . . . Followed with touchdown runs of 73 and ten yards and gained 214 yards on 24 tries and added six catches for 30 yards with a touchdown vs. Wake Forest . . . Had 26 carries for 132 yards vs. Clemson . . . Missed three games after suffering separated shoulder . . . Returned from injured list to pick up 61 yards on 17 rushes and 59 yards on four catches vs. North Carolina State . . . Closed college career with 26 carries for 185 yards and a pair of scores against Virginia Tech.

1991 – Named honorable mention All-American by The Football News and first-team All-ACC as junior . . . Carried 164 times for 887 yards (5.4 avg.) and seven scores and added 37 receptions for 406 yards (11.0 avg.) and two TDs . . . Ran for 73 yards on 13 carries and gained 42 yards on four catches vs. Maryland . . . Had 14 rushes for 56 yards and three catches for 72 yards with a 55-yard touchdown against Duke . . . Ran 14 times for 107 yards with a 64-yard score and added 23 yards on four receptions against Kansas . . . Accounted for 125 yards with a touchdown on 14 carries and five catches for 47 yards vs. Wake Forest . . . Added 121 yards with

scores of five and 37 yards on 24 carries vs. Virginia Military Institute . . . Carried 13 times for 89 yards with a one-yard score against North Carolina State.

1990 - Named honorable mention All-American by United Press International and first-team All-ACC as sophomore . . . Led conference in rushing by averaging 92.7 yards per game as he carried 165 times for 1,020 yards (6.2 avg.) and seven touchdowns . . . Finished second on team with 33 receptions for 324 yards and four scores . . . Gained 95 yards on 14 carries and caught a pair of passes for 23 yards and a score against Navy . . . Ran 12 times for 112 yards with a 37-yard score vs. Duke . . . Had 188 rushing yards and a score on 23 carries against William and Mary . . . Rushed 18 times for 101 yards and added three receptions for 38 yards and a score vs. Wake Forest . . . Ran 15 times for 112 yards against North Carolina State . . . Had fifth straight 100-yard performance with 104 yards on 15 carries vs. Georgia Tech . . . Caught five passes for 85 yards and a 42-yard score vs. North Carolina . . . Ran 21 times for 73 yards and a score and added four catches for 27 yards vs. Tennessee in Sugar Bowl.

1989 - Rushed 63 times for 311 yards and four scores in nine games as freshman reserve runner . . . Caught seven passes for 51 yards and returned 13 kickoffs for 257 yards (19.8 avg.) . . . Gained 31 yards on 11 tries in first collegiate game vs. Notre Dame in Kickoff Classic . . . Ran for three-yard game-winning touchdown in 17-10 decision over Georgia Tech . . . Had 57-yard kickoff return and 68 yards on 13 attempts and a touchdown against William and Mary . . . Picked up 39 yards on ten rushes with a score against Duke . . . Carried eight times for 64 yards and caught two passes for 21 yards vs. Illinois in Citrus Bowl . . . Holds B.S. in psychology.

PERSONAL: Single, resides in Hampton, Va . . . Played basketball at Virginia during 1989-90 and 1990-91 seasons . . . Averaged 3.4 points in 17 games as freshman and 2.0 points as sophomore . . . Attended Tabb (Va.) High School . . . Named Parade Magazine's 1988 National High School Player of the Year and USA Today's National High School Offensive Player of the Year . . . Set state career rushing record with 7,428 yards and 103 touchdowns . . . Rushed for 2,168 yards and 30 TDs as senior . . . Brother, Wayne, plays for Cleveland Indians . . . Has two streets (Kirby Lane and Terry's Run) named after him in hometown of Tabb, Va . . . Served as volunteer tutor at the Boo Williams Community Projects program and worked with first and second graders . . . Was one of 15 individuals appointed by Virginia Gov. Doug Wilder as senior to a task force assigned to study college athletics in the state . . . Lists "The Silence of the Lambs" as favorite movie, "Martin" as favorite television show, "The Firm" as favorite book and Sade as favorite recording artist . . . Full name is Terry Gayle Kirby, born January 20, 1970, in Hampton, Va.

COLLEGE STATISTICS

YEAR	RUSHING					RECEIVING			
	NO.	YDS.	AVG.	LG	TD	NO.	YDS.	LG	TD
1989	63	311	4.9	46	4	7	51	21	0
1990	165	1020	6.2	48	7	33	324	42	4
1991	164	887	5.4	64	7	37	406	55	2
1992	175	1130	6.5	73	6	28	241	29	2
TOTALS	567	3348	5.9	73	24	105	1022	55	8

ADDITIONAL STATS

Kickoff Returns: 13 for 257 yards, 19.8 avg., long 57 in 1989; 1 for 9 yards in 1990; 1 for 1 yard in 1992 for total of 15 for 267 yards, 17.8 avg., long 57

O.J. McDUFFIE



5-10 191
Wide Receiver # **81**
Born: 12/2/69
College: Penn State '93
Draft: 1, 25

COLLEGE: 1992 - Four-year letterman and two-year starter at Penn State . . . Became only second receiver to be drafted by Dolphins in first-round (other was Randal Hill in 1991) . . . Posted career statistics of 125 catches for 1,988 yards (15.9 avg.) with 16 scores and added 33 rushes for 330 yards (10.0 avg.) and a TD . . . Also returned 84 punts for 1,059 yards (12.6 avg.) and three touchdowns and 24 kickoffs for 488 yards for a 20.3 average . . . Had exceptional senior season . . . Named first-team All-American by numerous publications . . . Became school's first consensus All-American since linebacker Shane Conlan and running back D.J. Dozier in 1986 . . . Caught 63 passes for 977 yards (15.5 avg.) and nine scores and added 133 yards on seven carries . . . Returned 30 punts for 398 yards (13.3 avg.) and 14 kickoffs for 323 yards (23.1 avg.) . . . His 1,831 all-purpose yards topped school's all-time single-season record of 1,772 total yards by Blair Thomas in 1987 . . . Had 46-yard gain on reverse vs. Cincinnati . . . Grabbed six passes for 118 yards while scoring twice on two-point conversion plays in win over Temple . . . Had eight receptions for 129 yards and a pair of scores in win over Rutgers . . . Had 212 yards on 11 catches with a touchdown and added 43 yards on a reverse vs. Boston College . . . Amassed 192 all-purpose yards, including 112 yards and six-yard touchdown on eight catches, in win over Pittsburgh . . . Closed college career with six catches for 111 yards vs. Stanford in Blockbuster Bowl.

1991 - Caught 46 passes for 790 yards (17.2 avg.) with six touchdowns as redshirt junior . . . Added seven rushes for 102 yards (14.6 avg.) and a score . . . Also had 33 punt returns for 358 yards (10.8 avg.) and two TDs and five kickoff returns for 117 yards (23.4 avg.) and a long of 49 yards . . . Tied former Dolphin Jimmy Cefalo's school record of two punt returns for touchdowns in a season . . . Averaged 124.3 all-purpose yards per game . . . Opened season with four catches for 62 yards and a pair of scores vs. Georgia Tech in Kickoff Classic . . . Had six receptions for 132 yards vs. Boston College . . . Gained 104 yards on eight grabs vs. Miami . . . Caught scoring passes of 30 and 37 yards in win over West Virginia . . . Had 60-yard punt return for score, gained 16 yards on a reverse and caught four passes for 62 yards vs. Maryland . . . Named Most Valuable Player of Game in win over Notre Dame by hauling in four passes for 86 yards with a pair of TDs and rushing for a 37-yard touchdown . . . Had four catches for 78 yards and a 37-yard score in win over Tennessee in Fiesta Bowl.

1989-90 - Received a medical redshirt in 1990 . . . Caught one pass for 15 yards . . . Had two punt returns for 25 yards vs. Texas . . . Played as reserve receiver as sophomore in 1989 . . . Caught 11 passes for 164 yards (14.9 avg.) and a score . . . Added 17 carries for 88 yards . . . Ranked seventh in nation in punt returns with 19 returns for 278 yards (14.6 avg.) and a score . . . Accounted for 74 yards on four punt returns in win over Rutgers . . . Ran twice for 48 yards, caught two passes for 40 yards and returned five punts for 155 yards, including an 84-yard touchdown, against Syracuse . . .

Caught first career touchdown catch on 19-yard reception vs. Alabama . . . Had 36 yards on a pair of receptions and set school's bowl record with 128 yards on five kickoff returns in win over Brigham Young in Fiesta Bowl.

1988 - Saw limited action as freshman in 1988 . . . Caught four passes for 42 yards . . . Added one rush for six yards . . . Had a pair of grabs for 28 yards in first collegiate game in win over Virginia . . . Snatched two passes for 14 yards vs. Alabama . . . Holds B.A. in labor and industrial relations.

PERSONAL: Single, resides in Cleveland, Ohio . . . Played one season of baseball at Penn State (1990) . . . Batted .336 with 43 hits, 23 runs scored, 17 RBIs and tied school's season records with hits in 18 straight games and stealing 20 of 21 bases . . . All-American choice by USA Today as senior at Hawken High School in Gates Mills, Ohio as wide receiver and running back . . . Rushed for 1,834 yards on 261 carries and caught 45 passes for 633 yards and scored 28 touchdowns as senior . . . Also lettered in baseball in high school by belting ten home runs and hitting .539 as senior . . . Lists "Scarface" as favorite movie, "Martin" as favorite television show and "The Iliad" as favorite book . . . Named O.J. by grandmother after one of her favorite players, former Buffalo great O.J. Simpson . . . Full name is Otis James McDuffie, born December 2, 1969, in Marion, Ohio.

COLLEGE STATISTICS

YEAR	NO.	YDS.	AVG.	LG	TD
1988	4	42	10.5	15	0
1989	11	164	14.9	25	1
1990	1	15	15.0	15	0
1991	46	790	17.2	57	6
1992	63	977	15.5	51	9
TOTALS	125	1988	15.9	57	16

ADDITIONAL STATS

Rushing: 1 for 6 yards in 1988; 17 for 88 yards, 5.2 avg., long 42 in 1989; 1 for 1 yard in 1990; 7 for 102 yards, 14.6 avg., long 37t, 1 TD in 1991; 7 for 133 yards, 19.0 avg., long 46 in 1992 for total of 33 for 330 yards, 10.0 avg., long 46, 1 TD

Punt Returns: 19 for 278 yards, 14.6 avg., long 84t, 1 TD in 1989; 2 for 25 yards, 12.5 avg., long 17 in 1990; 33 for 358 yards, 10.8 avg., long 60t, 2 TDs in 1991; 30 for 398 yards, 13.3 avg., long 56 in 1992 for total of 84 for 1,059 yards, 12.6 avg., long 84t, 3 TDs

Kickoff Returns: 3 for 48 yards, 16.0 avg., long 24 in 1988; 2 for 0 yards in 1989; 5 for 117 yards, 23.4 avg., long 49 in 1991; 14 for 323 yards, 23.1 avg., long 39 in 1992 for total of 24 for 488 yards, 20.3 avg., long 39

Tackles: 1 in 1989, 2 in 1991, 1 in 1992 for total of 4

DAVID MERRITT



6-1 237 #55
Linebacker
Born: 9/8/71
College: North Carolina St. '93
Draft: 7, 191

COLLEGE: Four-year letterman and three-year starter at North Carolina State . . . Named first-team All-Atlantic Coast Conference as

250

senior . . . Led conference with 177 tackles (99 solo), six quarterback hurries, one interception, three passes defended and three forced fumbles . . . Averaged 14.3 tackles per game . . . Had 22 tackles against Maryland . . . Compiled 18 tackles against Virginia and 20 hits vs. Duke . . . Closed senior season by racking up 14 tackles and a fumble recovery in Gator Bowl contest . . . Had 85 tackles (36 solo), four tackles for loss, three forced fumbles, two interceptions and a pair of passes defended as junior . . . Posted season-high 19 tackles at Clemson and 13 stops vs. North Carolina . . . Had 12 tackles against Virginia . . . Chipped in with five tackles in Peach Bowl against Virginia Tech . . . Started as sophomore and posted 66 tackles (31 solo), five tackles for loss, a forced fumble and three interceptions . . . Had five tackles, an interception and broke up a pass vs. Wake Forest . . . Recorded four tackles and an interception at Virginia . . . Racked-up seven hits and a tackle for loss against Virginia Tech . . . Had five tackles and an interception in All-American Bowl win over Southern Mississippi . . . Saw reserve action as freshman . . . Recorded ten tackles . . . Hampered with injuries to both thumbs . . . Had surgery on thumbs in summer of 1990 . . . Majored in political science and criminal justice.

PERSONAL: Single, resides in Raleigh, N.C. . . . Played linebacker and fullback at Millbrook High School in Raleigh, N.C. . . . Selected to play in state's East-West all-star game . . . Was named all-state by several publications . . . Also lettered in basketball . . . Lists "Mo Better Blues" as favorite movie, "Martin" as favorite television show and "The Autobiography of Malcolm X" as favorite book . . . Full name is David Lee Merritt, born September 8, 1971, in Raleigh, N.C.


COLLEGE STATISTICS

YEAR	TACK.	ASST.	TOTAL	FUM. REC.	QB SACK	INT.	YDS.	LG
1989	2	8	10	0	0	0	0	0
1990	31	35	66	0	0	3	16	16
1991	36	49	85	0	0	2	0	0
1992	99	78	177	0	0	1	10	10
TOTALS	168	170	338	0	0	6	26	16

ADDITIONAL STATS

Passes Defended: 1 in 1990, 2 in 1991, 3 in 1992 for total of 6
Tackles for Loss: 5 in 1990, 4 in 1991, 2 in 1992 for total of 11
Forced Fumbles: 1 in 1990, 3 in 1991, 3 in 1992 for total of 7
Special Teams Tackles: 2 in 1991, 1 in 1992 for total of 3

ROBERT O'NEAL



6-1 194 #48
Safety
Born: 2/1/71
College: Clemson '93
Draft: 6, 164

COLLEGE: Four-year letterman and three-year starter at Clemson . . . Named first-team All-Atlantic Coast Conference and honorable mention All-American as senior . . . Started at free safety . . . Recorded 80 tackles (54 solo), nine passes defended and a pair of interceptions . . . Also returned 17 punts for 147 yards (8.6 avg.) . . .

251

opened season with 11 tackles and two interceptions vs. Ball State . . . Had seven tackles vs. Florida State . . . Recorded nine stops with pass defended against Georgia Tech . . . Started at free safety as senior . . . Recorded 51 tackles (38 solo), a forced fumble, 11 passes defended and two interceptions . . . Also returned 15 punts for 156 yards (10.4 avg.) . . . Had five tackles, a pass defended and a pair of punt returns for 34 yards vs. Georgia Tech . . . Picked off a pass and made five tackles vs. Wake Forest . . . Posted eight tackles vs. California in Citrus Bowl . . . Started all season at free safety as sophomore . . . Had 56 tackles (30 solo) and eight passes defended . . . Returned 13 punts for 109 yards (8.4 avg.) . . . Made six stops and a pair of passes defended vs. Georgia . . . Had eight tackles and set up a score with 30-yard punt return vs. South Carolina . . . Was on four tackles and a pass defended vs. Illinois in Hall of Fame Bowl . . . Named first-team All-ACC selection and became first freshman to earn that honor . . . Played in every game and started five games . . . Led ACC and ranked second in nation among freshmen (tenth among all NCAA players) with school-record eight interceptions (includes one in bowl game) . . . Returned first career interception for 55 yards vs. Virginia Tech . . . Posted six stops, a pair of pass deflections and two interceptions vs. Duke . . . Followed with seven tackles, two passes defended and an interception against Virginia . . . Was in on four hits with a pass defended and an interception vs. West Virginia in Gator Bowl . . . Majored in industrial education.

PERSONAL: Single, resides in Decatur, Ga . . . Earned honorable mention All-American from Street and Smith Magazine at Clarkston (Ga.) High School . . . Ran for 600 yards on 60 tries as tailback and recorded 63 tackles with four interceptions, 15 passes defended and three fumble recoveries as senior . . . Enjoys fishing . . . Full name is Robert Oliver O'Neal, born February 1, 1971, in Clarkston, Ga.

COLLEGE STATISTICS

YEAR	TACK.	ASST.	TOTAL	FUM. REC.	INT.	YDS.	LG
1989	26	23	49	1	7	96	55
1990	30	26	56	1	0	0	0
1991	38	13	51	0	2	0	0
1992	54	26	80	0	2	23	19
TOTALS	148	88	236	2	11	119	55

ADDITIONAL STATS

Punt Returns: 1 for 6 yards in 1989; 11 for 93 yards, 8.5 avg., long 30 in 1990; 15 for 156 yards, 10.4 avg., long 35 in 1991; 17 for 147 yards, 8.6 avg., long 18 in 1992 for total of 44 for 402 yards, 9.1 avg., long 35

Passes Defended: 8 in 1989, 7 in 1990, 11 in 1991, 9 in 1992 for total of 35

Tackles for Loss: 2 in 1989, 1 in 1990, 1 in 1992 for total of 4

Forced Fumbles: 1 in 1990, 1 in 1991 for total of 2

Special Teams Tackles: 5 in 1989, 3 in 1990, 9 in 1991, 9 in 1992 for total of 26



DOLPHIN FACT

The Miami Dolphins have not lost a regular season game to an NFC opponent at home since the team moved into Joe Robbie Stadium in 1987. Over that time, the Dolphins have accumulated an 8-0 record at home against the NFC which includes wins over Washington (23-21) in 1987; Green Bay (24-14) and Minnesota (24-7) in 1988; Green Bay (23-20) in 1989; Phoenix (23-3) and Philadelphia (23-20 in OT) in 1990; Green Bay (16-13) and Tampa Bay (33-14) in 1991 and the L.A Rams (26-10) and Atlanta (21-17) in 1992.

252

1993 FREE AGENTS

CB-LAVARAS BARBER (5-10, 190, 4/20/70, California): Signed by Dolphins as free agent on April 29, 1993 . . . Two-year letterman at California . . . Transferred to Cal from Pasadena (Cal.) Community College . . . Named second-team All-Pac 10 as senior . . . Recorded 28 tackles (23 solo), an interception, three tackles for loss and four passes defended . . . Also returned 21 punts for 154 yards (7.3 avg.) and six kickoffs for 129 yards (21.5 avg.) . . . Registered four tackles and a ten-yard punt return against Kansas . . . Was in on five tackles, a tackle for loss, a pass defended and five punt returns for 47 yards vs. Stanford . . . Played in every game as junior . . . Made 51 tackles (39 solo), two interceptions and nine passes defended . . . Had six kickoff returns for 114 yards (19.0 avg.) and three punt returns for 23 yards (7.7 avg.) . . . Scored on 33-yard interception return for touchdown against Oregon . . . Batted away a pair of passes and picked off another vs. Southern California . . . Selected as two-time All-Mission Conference at Pasadena Community College . . . Had five interceptions in five games on defense and rushed for 580 yards in three games on offense as sophomore . . . Majored in social welfare . . . Single, resides in Rosemead, Calif . . . Has daughter, Jelini . . . Three-time all-district as defensive back and running back at Rosemead High School . . . Rushed for over 4,500 yards during career . . . Brother, Kurt, was second-round draft choice in 1992 by N.Y. Jets . . . Cousin, Darrell Griffith, was starting guard in NBA with the New Orleans and Utah Jazz . . . Nicknamed "Wolf" by his family because he had a lot of hair as baby . . . Full name is Lavaras Gerard Barber, born April 20, 1970, in Paducah, Ky.

TE-COLEMAN BELL (6-2, 232, 4/22/70, Miami): Signed by Dolphins as free agent on April 29, 1993 . . . Four-year letterman and two-year starter at Miami . . . Named second-team All-American and second-team All-Big East as senior . . . Caught 43 passes for 634 yards (14.7 avg.) and two scores . . . Hauled in seven passes for 115 yards vs. Iowa . . . Had six receptions for 117 yards and a touchdown against Virginia Tech . . . Added 114 yards on eight grabs vs. West Virginia . . . Started last four games of junior season . . . Finished with 27 grabs for 376 yards (13.9 avg.) and a score . . . Hauled in four passes for 79 yards against Arizona . . . Had career-high seven catches for 79 yards and scored first college touchdown vs. Boston College . . . Saw action in one game as sophomore . . . Caught one pass for ten yards vs. Texas Tech . . . Saw limited game action as reserve tight end as freshman . . . Majored in computer information . . . Single, resides in Miami, Fla . . . Selected as two-time all-county at Jefferson High School in Tampa, Fla . . . Led team to district title as senior with 37 catches for 666 yards and eight scores . . . Worked as member of Teens Patrol, a youth crime-watch organization . . . Full name is Coleman Bernard Bell, born April 22, 1970, in Tampa, Fla.

FB-KAMENO BELL (5-11, 230, 4/5/69, Illinois): Signed by Dolphins as free agent on March 5, 1993 . . . Was originally a 12th round draft choice of Miami in 1992 . . . Waived by team in training camp . . . Four-year letterman and one-year starter at Illinois . . . Rushed for 642 yards on 134 carries (4.8 avg.) with eight scores and added 60 catches for 484 yards (8.1 avg.) as senior . . . Selected as Illinois' Player of the Year . . . Earned honorable mention All-Big 10 honors . . . Was only player to rank among Big 10's top ten rushers and receivers . . . Finished second in Big 10 receiving chart to Heisman Trophy winner Desmond Howard of Michigan (61 catches) . . . Had 11 carries for 108 yards with a pair of scores and added five catches for 60 yards against East Carolina . . . Caught 12 passes for 89 yards and rushed seven times for 48 yards against Ohio State . . . Rushed 21 times for 110 yards and caught four passes for 26 yards vs. Wisconsin . . . Finished junior season with 12 rushes for 75 yards (6.0 avg.) and added 13 catches for 87 yards (6.7 avg.) and a score . . . Had an 18-yard run and an 18-yard reception vs. Southern Illinois . . . Caught three passes vs. Michigan State and Ohio State . . . Had two-yard touchdown reception against Purdue . . . Rushed 15 times for 83 yards (5.5 avg.) and caught nine passes for 83 yards as sophomore . . . Saw action on special teams as a redshirt freshman . . . Redshirted as a freshman . . . Joined football team as walk-on . . . Plans on attending medical school after completing pre-med curriculum . . . Holds B.S. in biology . . . Single, resides in Chicago . . . Attended Whitney H. Young High School in Chicago, Ill . . . Rushed for 970 yards in senior season . . . Named all-city and all-conference . . . Also played outside linebacker . . . Nickname is "Meno" . . . Has worked with the Boy's Club in Champaign, Ill . . . Full name is Kameno L. Bell, born April 5, 1969, in Spokane, Wash.

253

NT-MITCHELL BENSON (6-4, 307, 5/30/67, Texas Christian): Signed by Dolphins as free agent on March 5, 1993 . . . Was a member of San Diego's training camp in 1992 . . . Waived during camp by Chargers . . . Saw action in all 16 games for San Diego in 1991 . . . Signed with Chargers on March 12, 1991, as free agent . . . Finished season with four tackles (three solo) and a sack . . . Provided key block to spring Nate Lewis on 95-yard kickoff return vs. New Orleans (11/17) . . . Recorded first career sack vs. Miami (12/15) . . . Played in nine games for Indianapolis in 1990 . . . Finished with four tackles . . . Waived by Colts on November 20 . . . Played in all 16 games as rookie with Indianapolis in 1989 . . . Finished with eight tackles (six solo) . . . Had two tackle performances against N.Y. Jets (11/19) and Miami (12/17) . . . Third-round draft choice (72nd overall) of Indianapolis in 1989 . . . Three-year starter at Texas Christian . . . Named first-team all-Southwest Conference and second-team All-American as senior . . . Recorded 57 tackles and three sacks . . . Majored in physical education . . . Married to Theresa Ann, couple resides in Fort Worth, Texas, with two children . . . Attended Eastern Hills High School in Fort Worth . . . Lettered in football and basketball . . . Full name is Mitchell Oswell Benson, born May 30, 1967, Fort Worth, Texas.

LB-DANIEL BOYD (6-0, 238, 5/1/70, Mississippi State): Signed by Dolphins as free agent on April 29, 1993 . . . Three-year starter at Mississippi State . . . Named honorable mention All-American and first-team All-Southeastern Conference as senior . . . Had 124 tackles (76 solo), a fumble recovery, five tackles for loss and a sack . . . Posted 16 tackles vs. Louisiana State and 14 stops against Texas . . . Selected as second-team All-SEC as junior . . . Recorded 112 tackles (74 solo), a fumble recovery, an interception and five sacks . . . Named ABC-TV Player of the Game for 14-tackle and two-sack performance vs. Auburn . . . Joined team as walk-on in 1990 . . . Earned scholarship after winning starting job at inside linebacker prior to season opener . . . Finished with 99 tackles (49 solo), two tackles for loss and a pass defended . . . Made nine tackles in first game in Bulldog uniform vs. Tennessee . . . Sat out 1989 season under NCAA transfer rule . . . Had enrolled at Univ. of Minnesota in 1988 but did not play football . . . Majored in microbiology . . . Single, resides in Southaven, Miss . . . Attended Memphis (Tenn.) High School . . . Selected as Conference Player of the Year as senior . . . Full name is Daniel Boyd, born May 1, 1970, in Memphis, Tenn.

C-KEVIN BROTHEN (6-1, 287, 11/16/69, Vanderbilt): Signed by Dolphins as free agent on March 11, 1993 . . . Member of Washington's training camp in 1992 . . . Three-year starter at center for Vanderbilt . . . Named second-team All-Southeastern Conference as junior and senior . . . Played in Blue-Gray Classic and East-West Shrine games following senior season . . . Started every game at center as sophomore despite bilateral stress fracture of the tibia (both legs) . . . Saw limited action as defensive tackle as redshirt freshman . . . Recorded three tackles . . . Holds B.S. in human development . . . Single, resides in Oak Lawn, Ill . . . Named Parade All-American as senior at Marist High School in Chicago . . . Led school to state championship as captain during senior season . . . Full name is Kevin G. Brothen, born November 16, 1969, in Evergreen, Ill.

WR-REGGIE BROWN (5-11, 174, 6/1/68, Mesa, Colo.): Signed by Dolphins as free agent on March 17, 1993 . . . Saw action with Saskatchewan Roughriders of Canadian Football League in 1992 . . . Had tryout with the Portland Lighting Bolts of Professional Spring Football League . . . Played with Hamilton Tiger Cats of CFL from June through August of 1991 . . . Joined team by impressing coaches at team's free agent camp . . . Saw action with Denver of Arena Football League from September through November of 1991 . . . Four-year letterman at Mesa . . . Was college teammate of current Dolphin wide receiver Tony Martin . . . Single, resides in Atlanta, Ga . . . Attended Thornton High School in Denver . . . Full name is Reggie T. Brown, born June 1, 1968, in Albany, Ga.

LB-CHUCK BULLOUGH (6-1, 238, 3/3/69, Michigan State): Signed by Dolphins as free agent on April 21, 1993 . . . Was a member of Philadelphia's camp in 1992 . . . Waived by Eagles in preseason . . . Eighth-round draft choice (214th overall) of Philadelphia in 1992 . . . Four-year letterman and two-year starter at Michigan State . . . Closed college career ranked third on school's all-time tackles chart . . . Started all 11 games as senior at middle linebacker and led team with 175 tackles . . . Earned honorable mention All-American honors from The Football News . . . Majored in physical education and exercise science . . . Single . . . Led Orchard Park (N.Y.) High School to 20-3 record during two seasons at school . . . His father, Hank, was a stand-out guard at Michigan State who played two seasons with Green Bay Packers (1955-56) before embarking

on an NFL coaching career that included stints as head coach of Bills (1986-87) and most recently as defensive coordinator for Green Bay from 1988-92 . . . Full name is Charles Bullough, born March 3, 1969

NT-MARK CAESAR (6-2, 295, 1/12/70, Miami): Signed by Dolphins as free agent on April 29, 1993 . . . Four-year letterman and two-year starter at Miami . . . Named third-team All-American and first-team All-Big East as senior . . . Posted 55 tackles (31 solo), five sacks, two fumble recoveries and a forced fumble . . . Had seven tackles and a pair of sacks against West Virginia . . . Registered seven tackles with a sack vs. Syracuse . . . Named third-team All-American as junior . . . Saw action in every game with five starts . . . Recorded 52 tackles (20 solo), four sacks and six tackles for loss . . . Came up with four tackles and two sacks vs. Houston . . . Had five tackles and a sack vs. Arizona . . . Saw reserve action as sophomore . . . Made 38 tackles (17 solo), four sacks and a fumble recovery . . . Had ten tackles and an assisted sack vs. California . . . Added ten tackles with 1.5 sacks against Kansas . . . Played reserve role as redshirt freshman . . . Recorded 12 tackles (five solo) . . . Had pair of hits in first college game vs. Wisconsin . . . Credited with season-high six tackles and first career sack vs. Cincinnati . . . Redshirted as freshman in 1988 . . . Majored in education . . . Single, resides in Miami, Fla . . . Named first-team all-city and all-county as senior at Westside High School in Newark, N.J. . . . Posted senior totals of 176 tackles (126 solo), seven sacks, 11 fumble recoveries and 60-yard interception return for touchdown in only six games . . . Member of school's debate team, yearbook staff and student council . . . Full name is Mark Elliot Caesar, born January 12, 1970, in Newark, N.J.

WR-BO CAMPBELL (5-11, 186, 4/17/70, Virginia Tech): Signed by Dolphins as free agent on April 29, 1993 . . . Four-year letterman and two-year starter at Virginia Tech . . . Posted senior totals of 11 catches for 170 yards (15.5 avg.) with one touchdown . . . Also added 20 punt returns for 135 yards (6.8 avg.) . . . Led nation in punt returns as junior with an average of 18.2 yards per return . . . Had 29 catches for 494 yards and seven touchdowns . . . Had touchdown receptions of 70 and 16 yards against James Madison in season opener . . . Caught personal-high eight passes and two scores vs. South Carolina . . . Saw action in ten games as sophomore wide receiver . . . Caught 22 passes for 389 yards (17.7 avg.) and a score . . . Redshirted as freshman in 1988 . . . Majored in sociology . . . Single, resides in Virginia Beach, Va . . . Is legal guardian of younger brother, Greg . . . Attended Bayside High School in Virginia Beach . . . Full name is Christopher Bernard Campbell, born April 17, 1970, in Brooklyn, N.Y.

CB-CHUCK CARSWELL (5-9, 186, 10/13/69, Georgia): Signed by Dolphins as free agent on March 3, 1993 . . . Spent part of 1992 season on Miami's practice squad . . . Was originally signed by Dolphins as undrafted free agent on May 1, 1992 . . . One-year starter and three-year letterman at Georgia . . . Named third-team All-American as senior . . . Started all 11 games . . . Recorded 49 tackles (39 solo) and three interceptions . . . Had 45 tackles (37 solo) and an interception as junior . . . Had seven tackles, an interception and a 69-yard punt return for a touchdown against Southern Mississippi . . . Suffered neck injury as sophomore during spring drills and missed entire season . . . Played in 11 games as a redshirt freshman . . . Was moved from running back to cornerback before start of season . . . Had 22 tackles (16 solo) and an interception . . . Majored in business education . . . Single, resides in Marietta, Ga . . . Attended Walton High School in Marietta . . . Set school and conference career records with 33 touchdowns, 2,342 rushing yards and 8.3 yards per carry . . . Rushed for 1,601 yards on 180 carries and 22 touchdowns as senior . . . Full name is Charles Edward Carswell, born October 13, 1969, in Atlanta, Ga.

TE-ROB COONS (6-5, 239, 9/18/69, Pittsburgh): Signed by Dolphins as free agent on April 29, 1993 . . . Two-year letterman at Pittsburgh . . . Transferred to Pitt from Fullerton (Cal.) Junior College . . . Named third-team All-Big East as senior . . . Caught 28 passes for 296 yards (10.6 avg.) with four scores . . . Missed three games with fractured wrist . . . Caught three passes for 41 yards and a touchdown vs. Kent State . . . Had 15-yard scoring grab vs. West Virginia . . . Hauled in four passes for 41 yards vs. Minnesota . . . Missed most of junior season with broken hand . . . Caught four passes for 41 yards . . . Had three catches for 21 yards vs. Penn State . . . Twice selected to All-American team during junior college career . . . Caught ten passes for 146 yards (14.6 avg.) and three scores as sophomore . . . Had freshman totals of 22 catches for 326 yards (14.8 avg.) and three TDs . . . Majored in education . . . Single, resides in El Dorado, Calif . . . Two-time All-Empire Conference pick at El Dorado (Cal.)

High School . . . Full name is Robert Allan Coons, born September 18, 1969, in Brea, Calif.

DT-TIM CROMARTIE (6-1, 281, 11/9/68, Auburn): Signed by Dolphins as free agent on April 29, 1993 . . . Three-year letterman at Auburn . . . Named second-team All-Southeastern Conference as senior . . . Posted 62 tackles (32 solo), two forced fumbles, nine tackles for loss and six sacks . . . Named SEC Defensive Player of the Week honors after registering ten tackles, four sacks and a forced fumble vs. Southern Mississippi . . . Had season-high 12 tackles against Arkansas . . . Posted 55 tackles (28 solo), five tackles for loss and two sacks as junior . . . Credited with eight tackles vs. Mississippi and eight hits and a sack against Vanderbilt . . . Did not play in 1990 to retain junior eligibility . . . Saw reserve action as sophomore . . . Had 12 tackles (two solo) . . . Recorded season-high three hits vs. LSU . . . Did not play in 1989 under NCAA Proposition 48 rule . . . Majored in adult education . . . Single, resides in Tallahassee, Fla. . . Named All-American by Parade Magazine and USA Today at Godby (Fla.) High School . . . Averaged over 100 tackles per year . . . Full name is Timothy Alfonzo Cromartie, born November 9, 1969, in Tallahassee, Fla.

FB-AARON EMANUEL (6-2, 235, 1/10/67, Southern Cal): Signed by Miami on June 3, 1993 . . . Spent 1992 preseason on roster of Kansas City Chiefs . . . Waived by Chiefs on final roster cut to 47 players . . . Spent '92 World League season with Montreal Machine . . . Led Machine in rushing and finished tenth in league with 350 yards on 87 carries . . . Scored two touchdowns and had a long run of 44 yards . . . Rushed for 136 yards vs. London (5/3), the second-best rushing day in the league during the '92 season . . . Was in the L.A. Rams' training camp in '91 . . . Was released before start of regular season . . . Was released by N.Y. Giants in 1990 preseason . . . Four-year letterman at Southern Cal . . . Battled foot and back injuries throughout college career . . . Gained 1,784 yards and scored 13 touchdowns on 390 carries . . . Also caught 23 passes for 226 yards and one score . . . Led Trojans in rushing as junior in 1988 . . . Gained 545 yards and eight scores on 108 carries . . . Majored in general studies . . . Single, resides in Palmdale, Calif . . . Rushed for 4,807 yards and 54 touchdowns during prep career at Quartz Hills (Calif.) High School . . . Father, Anthony, now a Baptist minister, is a former professional boxer . . . Is one of nine children . . . Full name is Aaron Emanuel, born January 10, 1967, in Los Angeles, Calif.

WR-BERNARD FORD (5-9, 183, 2/27/66, Central Florida): Signed by Dolphins as free agent on March 3, 1993 . . . Spent time in Green Bay's training camp in 1992 . . . Waived on final cut in camp by Packers . . . Member of Houston's training camp in 1991 and was waived on final cut . . . Played in 14 regular season games and one playoff contest for Houston in 1990 . . . Joined Oilers as Plan B free agent on March 26, 1990, from unprotected roster of Dallas . . . Finished with ten catches for 98 yards and a touchdown . . . Added 14 kickoff returns for 219 yards for an average of 15.6 yards per return . . . Scored only touchdown of season on three-yard fourth quarter pass from Warren Moon in season opener at Atlanta (9/9) . . . Was inactive following week at Pittsburgh (9/17) and dressed but did not play vs. Indianapolis (9/24) . . . Had three catches for 44 yards vs. Cleveland (12/14) . . . Had three kickoff returns for 57 yards in playoff contest vs. Cincinnati (1/6/91) . . . Played in ten games with one start for Dallas in 1989 . . . Caught seven passes for 78 yards (11.1 yards per catch) with one touchdown . . . Had initially gone to training camp with Buffalo . . . Waived by Bills on September 4 . . . Signed to Cowboys' developmental squad on September 7 and was activated on October 6 . . . Made NFL debut vs. L.A. Rams (10/16) and caught three passes for 28 yards and a score . . . Had only start of season vs. Phoenix (10/29) . . . Had two catches for 35 yards and returned a blocked field goal attempt 51 yards at Philadelphia (12/10) . . . Missed entire rookie season in 1988 on Injured Reserve with Buffalo . . . Suffered shoulder injury in training camp and placed on IR on August 15 . . . Third-round draft choice (65th overall) of Buffalo in 1988 . . . Three-year starter at Central Florida . . . Transferred from Marion Military Institute Junior College in Alabama . . . Posted career totals of 111 catches for 2,138 yards and 20 touchdowns and rushed 20 times for 125 yards at Central Florida . . . Set school record with 11 blocked kicks . . . Named as finalist for Harlon Hill Trophy, symbolic of top player in Division II, as senior . . . Ranked second in nation in receiving as senior with 68 catches for 1,180 yards and 12 scores . . . Majored in marketing . . . Single, resides in Oviedo, Fla. . . Has two children, daughter LaShonda (8/21/83) and son Bernard, Jr. (2/27/85) . . . Attended Crisp County (Ga.) High School . . . Lettered in football, basketball and track . . . Full name is K. Bernard Ford, born February 27, 1966, on Cordele, Ga.

256

P-DALE HATCHER (6-2, 237, 3/5/63, Clemson): Signed by Dolphins as free agent on April 22, 1993 . . . Enters eighth NFL season in 1993 and has played in 83 games during career . . . Has posted career stats of 432 punts for 17,302 yards for a 40.1 average and a long of 67 yards . . . Was a member of San Francisco's camp in 1992 . . . Waived by 49ers in training camp . . . Played in 13 games in 1991 with L.A. Rams . . . Had 63 punts for 2,403 yards for a 38.1 average and a long of 52 yards . . . Was acquired on Plan B by Green Bay in '90 off-season . . . Waived by Packers in training camp in 1990 and did not play football . . . Spent 1985-89 season with Rams . . . Played in all 16 games in 1989 . . . Averaged 38.8 yards per kick on 73 punts . . . Missed first nine games of 1988 season after suffering left knee injury that required surgery . . . Established Rams' record with 97 punts in 1986 . . . Had sensational rookie season in 1985 . . . Had 87 punts for 3,761 yards for a 43.2 average with a long of 67 yards . . . Became only fifth rookie punter in NFL history to be named to Pro Bowl . . . Third-round draft choice (77th overall) of L.A. Rams in 1985 . . . Four-year letterman at Clemson . . . Averaged 42.9 yards per kick as senior . . . Named honorable mention All-American following junior and senior seasons . . . Attended Cheraw (S.C.) High School . . . Full name is Roger Dale Hatcher, born March 5, 1963, in Cheraw, S.C.

S-ERIC HICKERSON (6-2, 224, 10/4/65, Indiana): Signed by Dolphins as free agent on March 11, 1993 . . . Played with Saskatchewan Roughriders of Canadian Football League in 1992 . . . Saw action with Raleigh-Durham Skyhawks in World League in 1991 . . . Played in five games with two starts . . . Recorded seven tackles . . . Was a member of San Francisco's camp in 1989 and was waived by team in preseason . . . Waived by N.Y. Giants in training camp as rookie in 1988 . . . 10th-round draft choice (215th overall) of N.Y. Giants in 1988 . . . Two-year starter at Indiana . . . Transferred to Hoosiers from Northeastern Oklahoma A&M Junior College . . . Had 56 tackles and five sacks as both strong safety and linebacker in junior college . . . Recorded string of 23 straight starts at cornerback at Indiana . . . Closed college career with 59 tackles as senior . . . Named as Hoosiers' Most Valuable Special Teams Player . . . Single, resides in New Albany, Ind . . . Attended New Albany High School . . . Earned all-conference honors in football, track and basketball . . . Full name is Eric W. Hickerson, born October 4, 1965, in Jeffersonville, Ind.

DE-MARTIN HOCHERTZ (6-5, 269, 10/21/68, Southern Illinois): Signed by Dolphins as free agent on April 14, 1993 . . . Finished 1992 season on practice squad of Green Bay Packers . . . Had been signed by the Packers to practice squad on October 27, 1992 . . . Signed by the Dolphins on February 28, 1992, but was waived on August 20 . . . Re-signed to the Dolphins' practice squad on September 1, 1992, but was waived on September 29 . . . Member of Seattle's training camp in 1991 . . . Waived by the Seahawks on August 19, 1991 . . . Signed by Seattle as undrafted free agent . . . Four-year starter at Southern Illinois . . . Finished career with 192 tackles . . . Started all 12 games as senior . . . Had 55 tackles and team-leading five sacks as senior . . . Recorded 68 tackles as junior . . . Had career-high 69 tackles as sophomore . . . Holds B.A. in consumer economics . . . Single, resides in Crystal Lake, Ill . . . Played football at Cary-Grove High School in Cary, Ill . . . Full name is Martin Allen Hochertz, born October 21, 1968 in Chicago, Ill.

G-CHARLES HOPE (6-3, 308, 3/12/70, Central State): Signed by Dolphins as free agent on March 3, 1993 . . . Was a member of Miami's training camp in 1992 . . . Waived by team on August 20, 1992, after being signed by team as undrafted free agent on May 1, 1992 . . . Four-year starter at Central State . . . Selected as first-team NAIA Division I All-American as senior . . . Was moved to tackle before senior season after having played guard previous three years . . . Helped school lead NAIA in offense with game average of 492.0 yards and 54.8 points . . . Saw limited action on defensive line as junior when injuries hit . . . Recorded 11 tackles (four solo) and a fumble recovery in two games . . . Single, resides in Wilmington, Del . . . Attended William Penn High School in New Castle, Del . . . Full name is Charles E. Hope, born March 12, 1970, in Wilmington, Del.

WR-ALEX JOHNSON (5-9, 174, 8/18/68, Miami, Fla.): Signed by Dolphins as free agent on March 17, 1993 . . . Was a member of New England's training camp in 1992 . . . Was signed by Patriots as Plan B free agent on April 1 . . . Saw action in seven games as rookie in 1991 . . . Played mainly on special teams and did not record a reception . . . 12th-round draft choice (325th overall) of New England in 1991 . . . Four-year letterman at Miami (Fla.) . . . Finished career with 170 carries for 811 yards and eight touchdowns . . . Also caught 14 passes for 99 yards . . . Rushed for 347 yards on 62 carries and scored three touchdowns as junior . . . Holds BA in criminal justice . . . Single, resides in North Miami

257

Beach, Fla. . . . Attended Homestead (Fla.) High School . . . Lettered in football and track . . . Finished second in state championships with 9.5 in 100-yard dash . . . Full name is Alex Dexter Johnson, born August 18, 1968, in Miami.

T-BRANDON MOORE (6-7, 281, 6/21/70, Duke): Signed by Dolphins as free agent on April 29, 1993 . . . Four-year letterman and two-year starter at Duke . . . Started at left tackle as senior . . . Named to Atlantic Coast Conference all-academic team as junior . . . Saw action in eight games with one start as sophomore . . . Earned starting berth in first game of year at South Carolina . . . Member of ACC honor roll . . . Played in seven games as redshirt freshman . . . Redshirted in 1988 . . . Majored in sociology and political sciences . . . Single, resides in Ardmore, Pa. . . . Attended Archbishop Carroll High School . . . Also played center on basketball team and threw javelin for track team . . . Father, Richard, played football for Green Bay Packers from 1969-71 . . . Full name is Brandon Moore, born June 21, 1970, in Ardmore, Pa.

K-JAY KIRCHOFF (6-2, 210, 5/28/70, Arizona): Signed by Dolphins as free agent on April 29, 1993 . . . Two-year letterman at Arizona . . . Transferred to Arizona from Gustavus Adolphus . . . Handled kickoff duties at Arizona as senior and junior . . . Earned two letters at Gustavus Adolphus . . . Hit on nine of 12 field goals as sophomore . . . Made eight of ten field goals as freshman . . . Had four field goals in contest against St. Olaf . . . Majored in marketing . . . Single, resides in Plymouth, Minn. . . . Attended Robbinsdale High School in Plymouth, Minn. . . . Earned two letters in football and two letters in basketball . . . Had career mark of ten of 13 field goals in high school . . . Full name is Jay Anthony Kirchoff, born May 28, 1970, in Poway, Calif.

QB-DOUG PEDERSON (6-3, 209, 1/31/68, Northeast Louisiana): Signed by Dolphins as free agent on March 3, 1993 . . . Was member of Miami's training camp in 1991 and '92 . . . Waived by team on final cutdown in 1992 . . . Spent majority of season on Dolphins' practice squad . . . Signed by Miami on June 1, 1992 . . . Played with New York/New Jersey Knights of World League in 1992 . . . Finished season with 70 completions of 128 attempts for 1,077 yards with eight touchdowns and three interceptions . . . Saw reserve action most of season . . . Led Knights to first win of season in first starting assignment by hitting on 18 of 39 passes for 257 yards with two scores against Frankfurt Galaxy . . . Had best game of season in season-finale at Montreal Machine by completing 17 of 27 passes for 309 yards with two scores . . . Was a member of Miami's training camp in 1991 . . . Signed by Miami on April 30, 1991 . . . Four-year letterman and three-year starter at Northeast Louisiana . . . Finished career with 571 completions of 1,032 attempts for 6,445 yards with 33 touchdowns and 41 interceptions . . . Finished senior campaign by hitting on 205 of 367 attempts for 2,282 yards with 10 touchdowns and 14 interceptions . . . Led Southland Conference in passing . . . Recorded 243 completions of 436 attempts for 2,603 with 16 touchdowns and 15 interceptions . . . Started final six games of sophomore season . . . Recorded 121 completions of 226 attempts for 1,549 yards with seven touchdowns and 12 interceptions . . . Saw reserve action as second-year freshman . . . Played in only two games . . . Hit on two of three attempts for 11 yards . . . Redshirted as a freshman . . . Holds B.A. in business management . . . Married to Jeannie, couple resides in Monroe, La. . . . Played prep football at Ferndale (Wash.) High School . . . Named All-League at quarterback, free safety and kicker . . . Had career high school statistics of 106 completions in 250 attempts for 1,880 yards and 19 touchdowns . . . Full name is Doug I. Pederson, born January 31, 1968, in Bellingham, Wash.

DE-HUEY RICHARDSON (6-4, 263, 2/3/68, Florida): Signed by Dolphins as free agent on April 21, 1993 . . . Played in 11 games (four with Washington and seven with N.Y. Jets) in 1992 . . . Recorded five tackles (three solo), a pass defended and a special teams tackle . . . Opened season on roster of Pittsburgh . . . Traded by Steelers to Washington on September 2 . . . Placed on inactive list for first two games of season with Redskins . . . Saw action in next four games . . . Did not record a tackle . . . Waived by 'Skins on October 21 . . . Signed by N.Y. Jets on October 23 . . . Played in seven games with Jets . . . Waived by New York on December 17 . . . Played in five games due to injury as rookie with Pittsburgh in 1991 . . . Finished season with two tackles and a special teams hit . . . Suffered knee injury in training camp . . . Played in first two games of season . . . Was inactive for Week 3 contest . . . Placed on Injured Reserve with right knee injury on Sept. 20 . . . Moved to practiced squad on Nov. 5 . . . Activated on Dec. 6 and played in final two games of season . . . Recorded two tackles at Houston (12/8) while playing as defensive end in 4-3 alignment . . . First-round draft choice (15th overall) of

Pittsburgh in 1991 . . . Three-year starter at Florida . . . Moved to defensive end as senior after playing three years at outside linebacker . . . Recorded 58 tackles and five sacks . . . Earned honorable mention All-SEC honors as junior . . . Recorded school-record 12.5 sacks and 79 tackles . . . Started as sophomore and had 68 tackles and four sacks . . . Named to All-SEC freshman team following season with 26 tackles and five sacks . . . Graduated with grade point average of 3.15 . . . Holds B.A. in economics . . . Single, resides in Atlanta . . . Named Parade All-American at Lakeside High School . . . Averaged 11 tackles per game and had nine sacks as senior . . . Cousin Al Richardson played linebacker for Atlanta from 1980-85 . . . Full name is Huey Richardson, born February 2, 1968, in Atlanta, Ga.

T-KEVIN ROBBINS (6-5, 300, 12/12/66, Michigan State): Signed by Dolphins as free agent on March 17, 1993 . . . Participated in Miami's training camp in 1992 . . . Signed by Miami as free agent on April 10, 1992 . . . Waived by team on final roster cut . . . Was a member of Cleveland's training camp in 1991 . . . Waived just before start of regular season . . . Signed with Atlanta on October 13 . . . Was inactive for all seven weeks of season with Falcons . . . Played in six games with four starts for Cleveland in 1990 . . . Started first four games of season at right guard . . . Saw reserve action on special teams at New Orleans (10/14) . . . Placed on two-man inactive list for weeks seven through ten . . . Placed on Injured Reserve on November 24 with knee injury . . . Underwent arthroscopic surgery on December 21 . . . Was a member of L.A. Rams' camp in 1989 . . . Waived by Rams on final cutdown and claimed by Dallas . . . Waived by Cowboys on September 15 and was signed to Cleveland's developmental roster . . . Third-round draft choice (75th overall) of L.A. Rams in 1989 . . . Two year starter at Michigan State after transferring from Wichita State . . . Blocked alongside Tony Mandarich for Spartans . . . Earned Associated Press honorable mention All-America honors as senior . . . Was an academic All-Big 10 . . . Holds B.S. in criminal justice . . . Single, resides in Mitchellville, Md. . . . Played football for Howard D. Woodson High School in Washington D.C. . . . Full name is Kevin Avery Robbins, born December 12, 1966, in Washington, D.C.

G-BLAINE ROSE (6-5, 285, 7/13/66, Maryland): Signed by Dolphins as free agent on March 11, 1993 . . . Spent entire 1992 season on Miami's practice squad . . . Signed by Dolphins on February 18, 1992 . . . Waived by team on final roster cut on August 31 . . . Re-signed by team for practice squad on September 1 and spent entire 1992 season on practice roster . . . Spent final eight weeks of '91 season on Miami's practice squad . . . Spent entire '90 season on New England's developmental roster . . . 12th-round draft choice (322nd overall) of New England in 1990 . . . Four-year letterman and two-year starter at Maryland . . . Moved to offensive line as senior after playing tight end for first three seasons . . . Started at left guard as senior . . . Started final six games at tight end as junior . . . Finished season with seven catches for nine yards . . . Saw action as reserve tight end as sophomore . . . Played in every game and caught one pass for seven yards . . . Saw considerable action in short yardage situations . . . Played in 10 games as second-year freshman as blocking tight end . . . Redshirted as freshman in 1985 . . . Majored in criminal justice . . . Married to Sara (3/31/92), couple resides in Pickerington, Ohio, with their two children, Bailey (3/14/92) and Collin (2/10/93) . . . Three-time All-Tri county selection in football and basketball at Stanton (Ohio) High School . . . Played tight end and defensive end in football . . . Also lettered in track (high jump, pole vault and discus) . . . Full name is Curtis Blaine Rose, born July 13, 1966, in Hammondsville, Ohio.

G-TONY ROWELL (6-4, 293, 7/25/69, Florida): Signed by Dolphins as free agent on March 17, 1993 . . . Was a member of the L.A. Raiders training camp in 1992 . . . Waived by team during camp . . . Sixth-round draft choice (156th overall) of L.A. Raiders in 1992 . . . Four-year letterman at Florida . . . Played defensive line first two college seasons before switching to offensive line . . . Started every game at offensive tackle as senior . . . Appeared in ten games as junior . . . Had eight tackles and two sacks as sophomore defensive tackle . . . Majored in exercise and sports sciences . . . Single, resides in Indianatlantic, Fla. . . . Attended Melbourne (Fla.) High School . . . Lettered three seasons in football, three letters in basketball, and two in track as shot putter and discus thrower . . . Full name is Tony D. Rowell, born July 25, 1969, in Waycross, Ga.

FB-CEDRIC SMITH (5-10, 222, 5/27/68, Florida): Signed by Dolphins as free agent on March 3, 1993 . . . Was a member of New Orleans' training camp in 1992 . . . Waived on final cut . . . Saw action in six games with New Orleans in 1991 . . . Recorded a pair of special teams tackles . . . Released by Vikings in training camp . . . Signed by Saints as free agent

on November 6 . . . Waived by team on November 9 and re-signed by New Orleans on November 11 . . . Played in 15 games with one start for Vikings in 1990 . . . Recorded nine rushes for 19 yards with a long of seven yards . . . Added one kickoff return for 16 yards and three special teams tackles . . . Made start against Green Bay (10/28) . . . Fifth-round draft choice (131st overall) of Minnesota in 1990 . . . Four-year letterman and three-year starter at Florida . . . Spent majority of collegiate career blocking for Emmitt Smith (Dallas Cowboys) . . . Finished college career with 398 rushing yards and four touchdowns on 102 carries . . . Named to Southeastern Conference All-Academic team during each of final three college seasons . . . Holds B.S. in rehabilitative counseling . . . Married to Nicole, couple resides in Gainesville, Fla . . . Attended Enterprise (Ala.) High School . . . Chosen as team's MVP, and named all-county and second-team all-state fullback as senior . . . Also lettered in basketball . . . Full name is Cedric Delon Smith, born May 27, 1968, in Enterprise, Ala.

CB-FRANKIE SMITH (5-9, 186, 10/8/68, Baylor): Signed by Dolphins as free agent on March 17, 1993 . . . Saw action in Atlanta's training camp in 1992 . . . Waived by Falcons on final roster cut . . . Fourth-round draft choice (104th overall) of Atlanta in 1992 . . . Four-year letterman and two-year starter at Baylor . . . Recorded 61 tackles, four interceptions, nine passes defended and two fumble recoveries as senior . . . Also returned punts for an average of 10.5 yards per return . . . Missed entire 1990 season as redshirt due to ankle injury . . . Was being converted to fullback when he sustained injury . . . Had 42 tackles as junior in 1989 . . . Saw action as reserve defensive back as sophomore and freshman . . . Majored in business . . . Single, resides in Groesbeck, Texas . . . Named all-state at running back at Groesbeck High School . . . Had 1,246 yards and 14 touchdowns as senior . . . Also earned four letters in track and basketball . . . Full name is Frankie L. Smith, born October 8, 1968, in Groesbeck, Texas.

QB-TROY TAYLOR (6-3, 200, 4/5/68, California): Signed by Dolphins as free agent on April 14, 1993 . . . Waived by N.Y. Jets on September 1, 1992 . . . Spent '92 preseason on roster of Jets and completed eight of 17 passes (47.0%) for 101 yards with no touchdowns or interceptions and a rating of 65.9 . . . Spent 1990-91 seasons with Jets as back-up to Ken O'Brien . . . Played in five games as reserve quarterback in 1991 . . . Completed five of ten passes (50.0%) for 76 yards with one touchdown and one interception . . . Hit on two of five passes for 57 yards and one touchdown at Seattle (9/8), including a 51-yard pass to Rob Moore . . . Replaced injured O'Brien for two plays vs. Buffalo (9/15) and completed one pass . . . Played in four games (two at quarterback and two as member of onside-kick hands-team) in 1990 . . . Was active for first two games and Weeks 6-13 but did not play (was inactive in Weeks 3-5) . . . Finished season by hitting on seven of ten passes for 49 yards with one touchdown . . . Saw first NFL action in final series vs. Indianapolis (12/16) and played well while leading nine-play, 61-yard TD drive by completing four of seven passes for 37 yards and tossed ten-yard scoring pass to Moore for first NFL TD . . . Hit on all three pass attempts for 12 yards and became first Jet QB to score on a touchdown run since Richard Todd in 1980 with a five-yard scamper vs. New England (12/23) . . . Completed 14 of 23 passes for 178 yards with two touchdowns and one interception during impressive preseason . . . Became first quarterback drafted by the Jets since O'Brien in 1983 . . . Fourth-round draft choice of N.Y. Jets in 1990 . . . Four-year letterman at California . . . Set school's all-time records for total offense (8,236 yards), passing yardage (8,126), pass attempts (1,162), completions (683) and TDs (51), breaking records held by Rich Campbell and Craig Morton . . . Had outstanding senior season . . . Led Pac-10 and ranked 10th in the nation in total offense with an average of 253.1 yards per game . . . Set a school record with 2,784 yards of total offense . . . Completed 220 of 394 passes for 2,738 yards with 16 touchdowns as a senior . . . Holds B.A. in sociology . . . Single . . . Worked at investment company during college . . . Named all-state and 1985 Northern California Player of the Year as a senior at Rancho Cordova High School with a record 3,639 yards in total offense . . . Full name is Troy Scott Taylor, born April 5, 1968, in Downey, CA.

DT-CRAIG VEASEY (6-2, 300, 12/25/66, Houston): Signed by Dolphins as free agent on March 17, 1993 . . . Saw action in four games with Houston in 1992 . . . Signed by Oilers on September 2 . . . Recorded one tackle . . . Was waived by Houston on October 24 . . . Signed by New England but did not see game action . . . Was originally waived by Pittsburgh on final roster cut in '92 . . . Played in 13 games with two starts for Steelers in 1991 . . . Recorded 22 tackles (13 solo) and two sacks . . . Made both starts at defensive tackle against Houston (11/24 and 12/8) . . . Registered season-high five tackles and a sack vs. Oilers (11/24) . . . Had a sack at Indianapolis (10/6) . . . Played in ten games as rookie for

Pittsburgh in 1990 . . . Finished with nine tackles (five solo) and a fumble recovery . . . Missed first six games of season on Injured Reserve after being poked in eye during warmups prior to preseason contest vs. Philadelphia (9/1) . . . Activated from IR on October 13 . . . Recorded season-high four tackles in season finale at Houston (12/30) . . . Third-round draft choice (81st overall) of Pittsburgh in 1990 . . . Three-year starter at Houston . . . Recorded 18.5 sacks during college career . . . Named first-team All-Southwestern Conference as senior . . . Had 85 tackles, 13 sacks and four fumble recoveries . . . Made eight starts at defensive end as junior . . . Registered 41 tackles and 1.5 sacks before injuring leg . . . Shared team lead with four sacks as sophomore . . . Majored in radio/television . . . Married to Julie, couple resides in Houston, Texas . . . Selected as Parade All-American at Clear Lake City (Texas) High School . . . Cousin, Pam, is writer for television show "In Living Color" . . . Full name is Anthony Craig Veasey, born December 25, 1966, in Houston, Texas.

RB-DAVID WALKER (5-9, 216, 12/4/69, Syracuse): Signed by Dolphins as free agent on April 29, 1993 . . . Four-year letterman at Syracuse . . . Named second-team All-Big East and honorable mention All-American as senior . . . Led team with 168 carries for 855 yards (5.1 avg.) and two scores . . . Caught 17 passes for 163 yards (9.6 avg.) and a TD . . . Ran 14 times for 95 yards and a score vs. East Carolina . . . Picked up 114 yards on 17 carries vs. Pittsburgh . . . Selected as first-team All-Big East as junior . . . Had conference-high 969 yards and seven touchdowns on 169 attempts . . . Added 16 catches for 103 yards and a score . . . Gained over 100 yards in four of team's final five games . . . Named Big East Offensive Player of the Week after gaining 138 yards on 25 carries with touchdowns of one, four, two and three yards in win over Pittsburgh . . . Rushed 21 times for 118 yards in win over West Virginia . . . Started as sophomore after moving from fullback to tailback . . . Gained 730 yards and six scores on 150 carries and caught 11 passes for 118 yards . . . Had 22 rushes for 86 yards and a score vs. Michigan State . . . Saw reserve action as redshirt freshman . . . Rushed for 89 yards and a pair of scores on 16 carries . . . Ran five times for 35 yards and a score in first collegiate game vs. Temple . . . Redshirted as freshman in 1988 . . . Majored in education . . . Single, resides in Rochester, N.Y. . . . Three-time district and two-time Player of the Year selection at Irondequoit High School in Rochester, N.Y. . . . Also served as captain of basketball team . . . Father, Ike, played in N.Y. Mets organization . . . Full name is David Lee Walker, born December 4, 1969, in Rochester, N.Y.

TE-DANTA WHITAKER (6-4, 245, 3/14/64, Mississippi Valley State): Signed by Dolphins as free agent on April 21, 1993 . . . Played with Minnesota in 1992 . . . Signed by Vikings on June 10, 1992 . . . Played in seven games with one start . . . Caught one pass for four yards . . . Opened season as starter at tight end vs. Green Bay . . . Placed on Injured Reserve with groin injury on October 21 . . . Spent four weeks on IR and was waived on November 24 . . . Spent '92 with San Antonio Riders of the World League . . . Was a member of Kansas City's training camp in 1991 . . . Played in all 16 games for Chiefs in 1990 . . . Caught two passes for 17 yards and a touchdown . . . Added six tackles on special teams . . . Scored first NFL touchdown on one-yard pass from Steve DeBerg vs. Denver (12/9) . . . Started 1989 season on roster of Atlanta as Plan B signee from N.Y. Giants . . . Was waived by Falcons in training camp . . . Signed in mid-season for developmental squad by Kansas City . . . Spent entire rookie season in 1988 on Injured Reserve . . . Seventh-round draft choice (186th overall) of N.Y. Giants in 1988 . . . Four-year letterman at Mississippi Valley State . . . Played offensive tackle and tight end . . . Handled deep snapping chores . . . Earned all-SWAC honors during senior season . . . Single, resides in Blue Springs, Missouri . . . Attended Walter F. George High School . . . Named all-metro selection as center and linebacker . . . Also earned three letters in baseball, basketball and track . . . Full name is Danta Antonio Whitaker, born March 14, 1964, in Atlanta, Ga.



DOLPHIN FACT

The Dolphins own a 13-1 (.929) record in home games against NFC Central foes since the 1970 NFL-AFL merger, Miami is 5-0 vs. Green Bay, 3-0 vs. Chicago, 1-0 s. Detroit, 2-0 vs. Tampa Bay and 2-1 vs. Minnesota.

MIAMI DOLPHINS 1993

VETERANS ROSTER

NO.	NAME	POS.	HT.	WT.	BIRTH-DATE	NFL EXP.	COLLEGE	HOMETOWN	HOW ACQUIRED
32	Alexander, Bruce	CB	5-8	178	9/17/65	5	Stephen F. Austin	Lufkin, Tex.	PB(Det)-92
86	Banks, Fred	WR	5-10	180	5/26/62	8	Liberty	Columbus, Ga.	FA-'87
84	Baty, Greg	TE	6-6	240	8/28/64	7	Stanford	Sparta, N.J.	FA-'90
95	Benson, Mitchell	NT	6-4	307	5/30/67	4	Texas Christian	Fort Worth, Tex.	FA-'93
53	Bolcar, Ned	LB	6-2	240	1/12/67	4	Notre Dame	Phillipsburg, N.J.	PB(Sea)-'91
36	Braggs, Stephen	CB	5-9	177	8/29/65	7	Texas	Houston, Tex.	FA-'92
37	Brown, J.B.	CB	6-0	192	1/5/67	5	Maryland	Washington, D.C.	D12-'89
90	Coleman, Marco	DE	6-3	263	12/18/69	2	Georgia Tech	Dayton, Ohio	D1b-'92
52	Collins, Roosevelt	LB	6-4	244	1/25/68	2	Texas Christian	Shreveport, La.	D6-'92
51	Cox, Bryan	LB	6-4	241	2/17/68	3	Western Illinois	East St. Louis, Ill.	D5a-'91
34	Craver, Aaron	RB	6-0	216	12/18/68	3	Fresno State	Compton, Calif.	D3-'91
91	Cross, Jeff	DE	6-4	274	3/25/66	6	Missouri	Blythe, Calif.	D9-'88
65	Dellenbach, Jeff	T/C	6-5	297	2/14/63	9	Wisconsin	Wausau, Wis.	D4b-'85
74	Dennis, Mark	T	6-6	298	4/15/65	7	Illinois	Washington, Ill.	D8b-'87
85	Duper, Mark	WR	5-9	192	1/25/59	12	N.W. (LA) State	Moreauville, La.	D2-'82
8	Ford, Bernard	WR	5-9	183	2/27/66	4	Central Florida	Cordele, Ga.	FA-'93
80	Fryar, Irving	WR	6-0	200	9/28/62	10	Nebraska	Mount Holly, N.J.	T(NE)-'93
35	Glenn, Kerry	CB	5-9	177	1/3/62	9	Minnesota	East St. Louis, Ill.	PB(NYJ)-'90
96	Golic, Mike	DT	6-5	275	12/12/62	9	Notre Dame	Cleveland, Ohio	UFA(Phi)-'93
42	Green, Chris	CB/S	5-11	189	2/26/68	3	Illinois	Lawrenceburg, Ind.	D7-'91
92	Griggs, David	DE/LB	6-3	250	2/5/67	5	Virginia	Pennsauken, N.J.	FA-'89
59	Grimsley, John	LB	6-2	236	2/25/62	10	Kentucky	Canton, Ohio	T(Hou)-'91
45	Harden, Bobby	S	6-0	205	2/8/67	4	Miami (Fla.)	Fort Lauderdale, Fla.	D12-'90
7	Hatcher, Dale	P	6-2	237	3/5/63	7	Clemson	Cheraw, S.C.	FA-'93
73	Heller, Ron	T	6-6	293	8/25/62	10	Penn State	Farmingdale, N.Y.	UFA(Phi)-'93
21	Higgs, Mark	RB	5-7	198	4/11/66	6	Kentucky	Owensboro, Ky.	PB(Phi)-'90
29a	Hobley, Liffort	S	6-0	207	5/12/62	7	Louisiana State	Shreveport, La.	FA-'87
50	Hollier, Dwight	LB	6-2	245	4/21/69	2	North Carolina	Hampton, Va.	D4-'92
27	Holt, Issiac	CB	6-2	208	10/4/62	9	Alcorn State	Birmingham, Ala.	FA-'93
44	Humphrey, Bobby	RB	6-1	201	10/11/65	5	Alabama	Birmingham, Ala.	T(Den)-'92
97	Hunter, Jeff	DE	6-4	291	4/12/66	4	Albany State	Augusta, Ga.	FA-'92
1	Ingram, Mark	WR	5-11	188	8/23/68	7	Michigan State	Flint, Mich.	UFA(NYG)-'93
88	Jackson, Keith	TE	6-2	249	4/19/65	6	Oklahoma	Little Rock, Ark	UFA(Phi)-'92
24	Jackson, Vestee	CB	6-0	186	8/14/63	8	Washington	Fresno, Calif.	T(Chi)-'91
9	Johnson, Alex	WR	5-9	174	8/18/68	2	Miami (Fla.)	Homestead, Fla.	FA-'93
99	Klingbeil, Chuck	NT	6-1	295	11/2/65	3	Northern Michigan	Houghton, Mich.	FA-'91
47	Malone, Darrell	CB	5-10	182	11/23/67	2	Jacksonville State	Jacksonville, Ala.	FA-'92
13	Marino, Dan	QB	6-4	224	9/15/61	11	Pittsburgh	Pittsburgh, Pa.	D1-'83
89	Martin, Tony	WR	6-0	181	9/5/65	4	Mesa (Colo.)	Miami, Fla.	FA-'89
82	Miller, Scott	WR	5-11	179	10/20/68	3	UCLA	El Toro, Calif.	D9-'91
19	Mitchell, Scott	QB	6-6	230	1/2/68	4	Utah	Springville, Utah	D4-'90
93	Odom, Cliff	LB	6-2	236	8/15/58	14	Texas Arlington	Beaumont, Texas	PB(Ind)-'90
56	Offerdahl, John	LB	6-3	238	8/17/64	8	Western Michigan	Fort Atkinson, Wis.	D2-'86
25	Oliver, Louis	S	6-2	224	3/9/66	5	Florida	Belle Glade, Fla.	D1b-'89
49	Paige, Tony	FB	5-11	235	10/14/62	10	Virginia Tech	Washington, D.C.	PB(Det)-'90
30	Paramalee, Bernie	RB	5-11	201	9/16/67	2	Ball State	Jersey City, N.J.	FA-'92
98	Richardson, Huey	DE	6-4	263	2/2/68	3	Florida	Atlanta, Ga.	FA-'93
71	Robbins, Kevin	T	6-5	300	12/12/66	3	Michigan State	Washington, D.C.	FA-'93
4	Roby, Reggie	P	6-2	243	7/30/61	11	Iowa	East Waterloo, Iowa	D6-'83
58	Sander, Mark	LB	6-2	232	3/21/68	2	Louisville	Louisville, Ky.	FA-'92
22	Saxon, James	FB	5-11	237	3/23/66	6	San Jose State	Burton, S.C.	PB(KC)-'92
69	Sims, Keith	G	6-3	310	6/17/67	4	Iowa State	Watchung, N.J.	D2-'90
31	Smith, Cedric	FB	5-10	222	5/27/68	3	Florida	Enterprise, La.	FA-'93
10	Stoyanovich, Pete	K	5-11	181	4/28/67	5	Indiana	Dearborn Heights, Mich.	D8-'89
11	Taylor, Troy	QB	6-3	200	4/5/68	3	California	Sacramento, Calif.	FA-'93
63	Uhlenhake, Jeff	C	6-3	284	1/28/66	5	Ohio State	Newark, Ohio	D5-'89
94a	Veasey, Craig	NT	6-2	300	12/25/66	4	Houston	Houston, Texas	FA-'93
23	Vincent, Troy	CB	6-0	192	6/8/70	2	Wisconsin	Trenton, N.J.	D1a-'92
78	Webb, Richmond	T	6-6	298	1/11/67	4	Texas A&M	Dallas, Texas	D1-'90
79	Webster, Larry	DT	6-5	293	1/18/69	2	Maryland	Elkton, Md.	D3-'92
60	Weidner, Bert	G/C	6-2	290	11/20/66	4	Kent State	Eden, N.Y.	D11-'89
94w	Whitaker, Danta	TE	6-4	245	3/14/64	4	Miss. Valley St.	Blue Springs, Mo.	FA-'93
61	Williams, Gene	G	6-3	308	10/14/68	3	Iowa State	Omaha, Neb.	D5b-'91
26	Williams, Jarvis	S	5-11	200	5/16/65	6	Florida	Palatka, Fla.	D2-'88
87	Williams, Mike	WR	5-11	183	10/9/66	3	Northeastern	Katonah, N.Y.	FA-'91

MIAMI DOLPHINS 1993

FIRST-YEAR ROSTER

NO.	NAME	POS.	HT.	WT.	BIRTH-DATE	COLLEGE	HOMETOWN	HOW ACQUIRED
18	Barber, Lavaras	CB	5-10	190	4/29/70	California	Rosemead, Calif.	FA-'93
98w	Bell, Coleman	TE	6-2	232	4/22/70	Miami (Fla.)	Tampa, Fla.	FA-'93
33	Bell, Kameno (1)	FB	5-11	230	4/5/69	Illinois	Chicago, Ill.	FA-'93
66	Blake, Eddie (1)	G	6-3	315	12/18/68	Auburn	Fayetteville, Tenn.	D2-'92
46a	Boyd, Daniel	LB	6-0	238	5/1/70	Mississippi State	Memphis, Tenn.	FA-'93
40	Bradford, Ronnie	CB	5-10	188	10/1/70	Colorado	Commerce City, Colo.	D4-'93
57	Brothen, Kevin (1)	C	6-1	287	11/16/69	Vanderbilt	Oak Lawn, Ill.	FA-'93
2	Brown, Reggie (1)	WR	5-11	174	6/1/68	Mesa (Colo.)	Denver, Colo.	FA-'93
54	Bullough, Chuck	LB	6-1	238	3/3/69	Michigan State	Orchard Park, N.Y.	FA-'93
67	Caesar, Mark	NT	6-2	295	1/12/70	Miami (Fla.)	Newark, N.J.	FA-'93
6	Campbell, Bo	WR	5-11	186	4/17/70	Virginia Tech	Virginia Beach, Va.	FA-'93
43	Carswell, Chuck (1)	CB	5-9	186	10/13/69	Georgia	Marietta, Ga.	FA-'93
46w	Coons, Rob	TE	6-5	239	9/18/69	Pittsburgh	El Dorado, Calif.	FA-'93
72	Cromartie, Tim	DT	6-1	281	11/9/68	Auburn	Godby, Fla.	FA-'93
29w	Emanuel, Aaron (1)	FB	6-2	235	1/10/67	Southern California	Los Angeles, Calif.	FA-'93
64	Gordon, Dwayne	LB	6-1	231	11/2/69	New Hampshire	Poughkeepsie, N.Y.	D8-'93
62	Gray, Chris	G/T	6-4	286	6/19/70	Auburn	Birmingham, Ala.	D5-'93
20	Hickerson, Eric (1)	S	6-2	224	10/4/65	Indiana	New Albany, Ind.	FA-'93
76	Hochertz, Martin (1)	DE	6-5	269	10/21/68	Southern Illinois	Cary, Ill.	FA-'93
70	Hope, Charles (1)	G	6-3	308	3/12/70	Central (Ohio) State	New Castle, Del.	FA-'93
41	Kirby, Terry	RB	6-1	221	1/20/70	Virginia	Tabb, Va.	D3-'93
3	Kirchoff, Jay	K	6-2	210	5/28/70	Arizona	Plymouth, Minn.	FA-'93
81	McDuffie, O.J.	WR	5-10	191	12/2/69	Penn State	Gates Mills, Ohio	D1-'93
55	Merritt, David	LB	6-1	237	9/8/71	North Carolina State	Raleigh, N.C.	D7-'93
75	Moore, Brandon	T	6-7	281	6/21/70	Duke	Ardmore, Pa.	FA-'93
48	O'Neal, Robert	S	6-1	194	2/1/71	Clemson	Clarkston, Ga.	D6-'93
14	Pederson, Doug (1)	QB	6-3	209	1/31/68	Northeast Louisiana	Ferndale, Wash.	FA-'93
68	Rose, Blaine (1)	G	6-5	285	7/13/66	Maryland	Stanton, Ohio	FA-'93
77	Rowell, Tony (1)	G	6-4	293	7/25/69	Florida	Melbourne, Fla.	FA-'93
28	Smith, Frankie (1)	CB	5-9	186	10/8/68	Baylor	Groesbeck, Texas	FA-'93
38	Walker, David	RB	5-9	216	12/4/69	Syracuse	Rochester, N.Y.	FA-'93

1993 NUMERICAL ROSTER

1	Ingram, Mark.....	WR	53	Bolcar, Ned.....	LB
2	Brown, Reggie.....	WR	54	Bullough, Chuck.....	LB
3	Kirchoff, Jay.....	K	55	Merritt, David.....	LB
4	Roby, Reggie.....	P	56	Offerdahl, John.....	LB
6	Campbell, Bo.....	WR	57	Brothen, Kevin.....	C
7	Hatcher, Dale.....	P	58	Sander, Mark.....	LB
8	Ford, Bernard.....	WR	59	Grimsley, John.....	LB
9	Johnson, Alex.....	WR	60	Weidner, Bert.....	G/C
10	Stoyanovich, Pete.....	K	61	Williams, Gene.....	G
11	Taylor, Troy.....	QB	62	Gray, Chris.....	T
13	Marino, Dan.....	QB	63	Uhlenhake, Jeff.....	C
14	Pederson, Doug.....	QB	64	Gordon, Dwayne.....	LB
18	Barber, Lavaras.....	CB	65	Dellenbach, Jeff.....	T/C
19	Mitchell, Scott.....	QB	66	Blake, Eddie.....	G
20	Hickerson, Eric.....	S	67	Caesar, Mark.....	NT
21	Higgs, Mark.....	RB	68	Rose, Blaine.....	G
22	Saxon, James.....	FB	69	Sims, Keith.....	G
23	Vincent, Troy.....	CB	70	Hope, Charles.....	G
24	Jackson, Vestee.....	CB	71	Robbins, Kevin.....	T
25	Oliver, Louis.....	S	72	Cromartie, Tim.....	DT
26	Williams, Jarvis.....	S	73	Heller, Ron.....	T
27	Holt, Issiac.....	CB	74	Dennis, Mark.....	T
28	Smith, Frankie.....	CB	75	Moore, Brandon.....	T
29a	Hobley, Liffort.....	S	76	Hochertz, Marty.....	DE
29w	Emanuel, Aaron.....	RB	77	Rowell, Tony.....	G
30	Parmalee, Bernie.....	RB	78	Webb, Richmond.....	T
31	Smith, Cedric.....	FB	79	Webster, Larry.....	DT
32	Alexander, Bruce.....	CB	80	Fryar, Irving.....	WR
33	Bell, Kameno.....	FB	81	McDuffie, O.J.....	WR/KR
34	Craver, Aaron.....	RB	82	Miller, Scott.....	WR/KR
35	Glenn, Kerry.....	CB	84	Baty, Greg.....	TE
36	Braggs, Stephen.....	CB	85	Duper, Mark.....	WR
37	Brown, J.B.....	CB	86	Banks, Fred.....	WR
38	Walker, David.....	FB	87	Williams, Mike.....	WR
40	Bradford, Ronnie.....	CB	88	Jackson, Keith.....	TE
41	Kirby, Terry.....	RB	89	Martin, Tony.....	WR
42	Green, Chris.....	CB/S	90	Coleman, Marco.....	DE
43	Carswell, Chuck.....	CB	91	Cross, Jeff.....	DE
44	Humphrey, Bobby.....	RB	92	Griggs, David.....	DE/LB
45	Harden, Bobby.....	S	93	Odom, Cliff.....	LB
46a	Boyd, Daniel.....	LB	94a	Veasey, Craig.....	DT
46w	Coons, Rob.....	TE	94w	Whitaker, Danta.....	TE
47	Malone, Darrell.....	CB	95	Benson, Mitchell.....	NT
48	O'Neal, Robert.....	S	96	Golic, Mike.....	DT
49	Paige, Tony.....	FB	97	Hunter, Jeff.....	DE
50	Hollier, Dwight.....	LB	98a	Richardson, Huey.....	DE
51	Cox, Bryan.....	LB	98w	Bell, Coleman.....	TE
52	Collins, Roosevelt.....	LB	99	Klingbeil, Chuck.....	NT

('a' indicates aqua jersey)
('w' indicates white jersey)

DEPTH CHART

TRAINING CAMP

WR	1 Mark Ingram 89 Tony Martin 81 O.J. McDuffie 82 Scott Miller 2 Reggie Brown 6 Bo Campbell	WR	1 Keith Jackson 88 Greg Baty 84 Rob Coons 96w Coleman Bell 94w Danta Whitaker	WR	90 Marco Coleman 97 Jeff Hunter 76 Marty Hochertz	RCB	37 J.B. Brown 32 Bruce Alexander 35 Kerry Glenn 47 Darrell Malone 40 Ronnie Bradford
TE	Ron Heller Mark Dennis Chris Gray	TE	Tony Paige James Saxon Cedric Smith Kameno Bell David Walker Aaron Emanuel	TE	Larry Webster Mike Golic Craig Veasey Tim Oromarte	ROLB	54 Bryan Cox 58 Mark Sander 52 Roosevelt Collins
RT	73 Bert Weidner 74 Eddie Blake 62 Blaine Rose 77 Tony Rowell	RT	Dan Marino 49 Scott Mitchell 22 Doug Pederson 31 Troy Taylor	DT	79 Jarvis Williams 96 Bobby Harden 94a Eric Hickerson 72	FS	Louis Oliver 25 Liffort Hobley 29a Chris Green 42 Robert O'Neal 48
RG	60 Jeff Uhlenhake 66 Jeff Dellenbach 68 Kevin Brothen 77	QB	Mark Higgs 13 Bobby Humphrey 14 Aaron Craver 11 Terry Kirby Bernie Parmalee	FB	21 Chuck Kimbrell 44 Mitchell Benson 34 Mark Caesar	SPECIALISTS	P 4 Reggie Roby 7 Dale Hatrher K 10 Pete Stoyanovich 3 Jay Kirchoff
C	Keith Sims Charles Hope Gene Williams	RB	21 Dan Marino 44 Scott Mitchell 34 Doug Pederson 41 Troy Taylor 30	NT	99 Chuck Kimbrell 95 Mitchell Benson 67 Mark Caesar	SS	Jarvis Williams 26 Bobby Harden 45 Eric Hickerson 20
LG	69 Richmond Webb 70 Kevin Robbins 61 Brandon Moore	LT	78 Irving Fryar 71 Mark Duper 75 Fred Banks 8 Mike Williams 8 Bernard Ford 9 Alex Johnson	LOLB	59 John Grimsley 50 Dwight Hollier 54 Chuck Bullough 46a Daniel Boyd 64 Dwayne Gordon	LCB	Troy Vincent 23 Vestee Jackson 36 Stephen Brags 27 Issiac Holt 43 Chuck Carswell 28 Frankie Smith 18 Lavaras Barber
LE	David Griggs 92 Jeff Cross 91 98a Huey Richardson						

HOW MIAMI WAS BUILT

YEAR	DRAFT (28)	FREE AGENTS/ WAIVERS (18)	TRADES (3)
1982	WR Mark Duper (2)		
1983	QB Dan Marino (1) P Reggie Roby (6)		
1985	T Jeff Dellenbach (4b)		
1986	LB John Offerdahl (2)		
1987	T Mark Dennis (8b)	WR Fred Banks (FA) S Liffort Hobley (FA)	
1988	S Jarvis Williams (2) DE Jeff Cross (9)		
1989	S Louis Oliver (1b) C Jeff Uhlenhake (5) K Pete Stoyanovich (8) C Bert Weidner (11) CB J.B. Brown (12)	LB David Griggs (FA) WR Tony Martin (FA)	
1990	T Richmond Webb (1) G Keith Sims (2) QB Scott Mitchell (4) S Bobby Harden (12)	TE Greg Baty (FA) CB Kerry Glenn (PB-N.Y. Jets) RB Mark Higgs (PB-Philadelphia) FB Tony Paige (PB-Detroit)	
1991	RB Aaron Craver (3) LB Bryan Cox (5a) G Gene Williams (5b) CB Chris Green (7) WR Scott Miller (9)	LB Ned Bolcar (PB-Seattle) NT Chuck Klingbeil (FA) LB Mark Sander (FA) WR Mike Williams (FA)	LB John Grimsley (T-Houston) CB Vestee Jackson (T-Chicago)
1992	CB Troy Vincent (1a) DE Marco Coleman (1b) G Eddie Blake (2) DE Larry Webster (3) LB Dwight Hollier (4) LB Roosevelt Collins (6)	CB Bruce Alexander (PB-Detroit) CB Stephen Braggs (FA) DE Jeff Hunter (FA) TE Keith Jackson (UFA-Philadelphia) CB Darrell Malone (FA) LB Cliff Odom (FA) RB Bernie Parmalee (FA) FB James Saxon (PB-Kansas City)	RB Bobby Humphrey (T-Denver)

PRONUNCIATION GUIDE

Greg Baty	—	BAY-tee
Chuck Bullough	—	bull-uh
Jeff Dellenbach	—	dell-en-BACH
Liffort Hobley	—	LIFF-ert HOBB-lee
Marty Hochertz	—	HO-kertz
Dwight Hollier	—	HALL-yer
Jay Kirchoff	—	KIRCH-off
Chuck Klingbeil	—	CLING-bye-el
John Offerdahl	—	OFF-er-doll
Tom Olivadotti	—	all-iv-a DOT-ee
Bernie Parmalee	—	parm-a-LEE
Doug Pederson	—	PEE-der-son
Reggie Roby	—	row-BEE
Larry Sieple	—	CY-pull
Pete Stoyanovich	—	stoy-YAWN-oh-ritch
Jeff Uhlenhake	—	you-lun-HAKE (rhymes with bake)
Craig Veasey	—	VEE-see
Bert Weidner	—	WIDE-ner

1992 DOLPHIN STATISTICS

REGULAR SEASON RESULTS (11-5)

DATE	OPPONENT	SCORE	W/L	ACTUAL ATTENDANCE
Sept. 14	at Cleveland	27-23	W	74,765
Sept. 20	LOS ANGELES RAMS	26-10	W	55,945
Sept. 27	at Seattle	19-17	W	59,374
Oct. 4	at Buffalo	37-10	W	80,368
Oct. 11	ATLANTA	21-17	W	68,633
Oct. 18	NEW ENGLAND	38-17	W	57,282
Oct. 25	INDIANAPOLIS	20-31	L	61,117
Nov. 1	at New York Jets	14-26	L	69,313
Nov. 8	at Indianapolis	28-0	W	59,892
Nov. 16	BUFFALO	20-26	L	70,629
Nov. 22	HOUSTON	19-16	W	63,597
Nov. 29	at New Orleans	13-24	L	68,591
Dec. 6	at San Francisco	3-27	L	58,474
Dec. 14	LOS ANGELES RAIDERS	20-7	W	67,098
Dec. 20	NEW YORK JETS	19-17	W	68,275
Dec. 27	at New England	16-13 (OT)	W	34,726

TEAM STATISTICS

	DOLPHINS	OPPONENTS				
TOTAL FIRST DOWNS	316	273				
By Rushing	101	92				
By Passing	194	168				
By Penalty	21	13				
Third Down: Made/Att.	78/201	88/217				
Third Down Efficiency	38.8	40.6				
Fourth Down: Made/Att.	8/16	7/20				
TOTAL NET YARDS	5500	4583				
Average Per Game	343.8	286.4				
Total Plays	998	976				
Average Per Play	5.5	4.7				
NET YARDS RUSHING	1525	1600				
Average Per Game	95.3	100.0				
Total Rushes	407	428				
Average Per Rush	3.7	3.7				
NET YARDS PASSING	3975	2983				
Average Per Game	248.8	186.4				
Tackled/Yards Lost	28/173	36/283				
Gross Yards	4148	3266				
Attempts/Completions	563/332	512/294				
Completion Percentage	59.0	57.4				
Had Intercepted	17	18				
PUNTS/AVERAGE	61/39.7	74/40.1				
PENALTIES/YARDS	86/656	89/679				
FUMBLES/BALL LOST	31/17	25/14				
TOUCHDOWNS	36	32				
By Rushing	9	9				
By Passing	24	16				
By Returns	3	7				
Score By Quarters	1	2	3	4	OT	Total
DOLPHINS	75	85	87	90	3	340
OPPONENTS	49	80	71	81	0	281

RUSHING

	NO.	YDS.	AVG.	LG	TD
Higgs	256	915	3.6	23	7
Humphrey	102	471	4.6	21	1
Marino	20	66	3.3	12	0
Parmalee	6	38	6.3	20	0
Paige	7	11	1.6	6	1
Mitchell	8	10	1.3	8	0

Craver.....	3	9	3.0	8	0
Saxon.....	4	7	1.8	4	0
Martin.....	1	-2	-2.0	-2	0
DOLPHINS	407	1525	3.7	23	9
OPPONENTS	428	1600	3.7	40	9

PASSING

	ATT.	COMP.	YDS.	PCT.	TD	INT.	LG	SACK/ LOST	RATING
Marino.....	554	330	4116	59.6	24	16	62t	28/173	85.1
Mitchell.....	8	2	32	25.0	0	1	18	0/0	4.2
Martin.....	1	0	0	0.0	0	0	0	0/0	39.6
DOLPHINS	563	332	4148	59.6	24	17	62t	28/173	83.6
OPPONENTS	512	294	3266	57.4	16	18	60	36/283	72.3

RECEIVING

	NO.	YDS.	AVG.	LG	TD
Humphrey.....	54	507	9.4	26	1
K. Jackson.....	48	594	12.4	42	5
Paige.....	48	399	8.3	30	1
Duper.....	44	762	17.3	62t	7
Clayton.....	43	619	14.4	44t	3
Martin.....	33	553	16.8	55t	2
Banks.....	22	319	14.5	39t	3
Higgs.....	16	142	8.9	21	0
Edmunds.....	10	91	9.1	15	1
Saxon.....	5	41	8.2	14	0
Clark.....	3	59	19.7	45	0
M. Williams.....	3	43	14.3	18	0
Baty.....	3	19	6.3	12	1
DOLPHINS	332	4148	12.5	62t	24
OPPONENTS	294	3266	11.1	60	16

INTERCEPTIONS

	NO.	YDS.	AVG.	LG	TD
Oliver.....	5	200	40.0	103t	1
Brown.....	4	119	29.8	48	1
V. Jackson.....	3	63	21.0	30t	1
Vincent.....	2	47	23.5	32	0
J. Williams.....	2	29	14.5	25	0
Alexander.....	1	0	0.0	0	0
Cox.....	1	0	0.0	0	0
DOLPHINS	18	458	25.4	103t	3
OPPONENTS	17	446	26.2	102t	4

PUNTING

	NO.	YDS.	AVG.	TB	IN 20	LG	BLK
Roby.....	35	1443	41.2	3	11	60	0
Prokop.....	24	891	37.1	0	2	56	0
Stoyanovich.....	2	90	45.0	0	0	48	0
DOLPHINS	61	2424	39.7	3	13	60	0
OPPONENTS	74	2971	40.1	7	16	59	1

PUNT RETURNS

	RET.	FC	YDS.	AVG.	LG	TD
Miller.....	24	18	175	7.3	19	0
Vincent.....	5	0	16	3.2	6	0
Martin.....	1	0	0	0.0	0	0
J. Williams.....	1	1	0	0.0	0	0
DOLPHINS	31	19	191	6.2	19	0
OPPONENTS	33	10	382	11.6	84t	1

KICKOFF RETURNS

	NO.	YDS.	AVG.	LG	TD
Craver.....	8	174	21.8	44	0
Humphrey.....	1	18	18.0	18	0
Paige.....	2	29	14.5	19	0
Parmalee.....	14	289	20.6	32	0
M. Williams.....	19	328	17.3	28	0
DOLPHINS	44	838	19.0	44	0
OPPONENTS	65	1380	21.2	82	0

FIELD GOALS

	1-19	20-29	30-39	40-49	50+	TOTALS
Stoyanovich.....	0/0	9/9	14/16	4/4	3/8	30/37
DOLPHINS	0/0	9/9	14/16	4/4	3/8	30/37
OPPONENTS	2/2	8/8	4/5	3/8	2/3	19/26

SCORING

	TDR	TDP	TDR1	PAT	FG	S	TP
Stoyanovich.....	0	0	0	34/36	30/37	0	124
Duper.....	0	7	0	0/0	0/0	0	42
Higgs.....	7	0	0	0/0	0/0	0	42
K. Jackson.....	0	5	0	0/0	0/0	0	30
Banks.....	0	3	0	0/0	0/0	0	18
Clayton.....	0	3	0	0/0	0/0	0	18
Humphrey.....	1	1	0	0/0	0/0	0	12
Martin.....	0	2	0	0/0	0/0	0	12
Paige.....	1	1	0	0/0	0/0	0	12
Baty.....	0	1	0	0/0	0/0	0	6
Brown.....	0	0	1	0/0	0/0	0	6
Edmunds.....	0	1	0	0/0	0/0	0	6
V. Jackson.....	0	0	1	0/0	0/0	0	6
Oliver.....	0	0	1	0/0	0/0	0	6
DOLPHINS	9	24	3	34/36	30/37	0	340
OPPONENTS	9	16	7	30/32	19/26	1	281

SACKS

Cox 14.0, Coleman 6.0, Cross 5.0, Griggs 3.0, Hobbey 2.0, Offerdahl 1.5, Webster 1.5, Braggs 1.0, Hollier 1.0, Klingbeil 1.0
DOLPHINS 36.0, OPPONENTS 28.0



DOLPHIN FACT

Despite having 111 players selected to appear in the Pro Bowl since 1970, the Dolphins have never had a cornerback play in the post-season all-star contest. Offensive guard is the position which Miami has been represented at most often (16 times, led by Bob Kuechenberg's six appearances). Surprisingly, despite the high number of appearances by the rest of the offensive line (also, 12 by centers), Dolphins offensive tackles have played in the Pro Bowl on only six occasions (Richmond Webb, three times; Norm Evans, twice and Wayne Moore, once).

1992 DEFENSIVE STATISTICS

PLAYER	TOTAL			SACKS/ YARDS	INT./ YARDS	FUM. REC.	FUM. FOR.	PASS DEF.
	TACK.	SOLO	ASST.					
Cox	127	84	43	14/115	1/0	1	5	6
Oliver	90	66	24		5/200	1		12
Coleman	84	61	23	6/45			1	
J. Williams	82	57	25		2/29	1		4
Vincent	77	56	21		2/47		1	13
Griggs	73	48	25	3/25		3	1	2
Grimsley	68	36	32					3
Klingbeil	66	42	24	1/8				1
Hobley	59	49	10	2/20		1	3	3
Brown	56	48	8		4/119			11
Offerdahl	51	38	13	1.5/12.5			1	1
Cross	46	33	13	5/32			1	2
Hollier	40	30	10	1/3				
V. Jackson	35	29	6		3/63			9
Sander	29	23	6					
Turner	17	14	3			2		
Braggs	17	13	4	1/8				1
Glenn	15	14	1					
Webster	13	7	6	1.5/14.5				
Alexander	11	10	1		1/0	1		4
Green	10	8	2					2
Collins	4	2	2					
Oglesby	3	2	1					
Hunter	1	1	0					
Miller	1	1	0					
Baty	1	1	0					
Malone	1	1	0					

NOTE: special teams and miscellaneous tackles not included above.

BLOCKED KICKS: Cross (2): field goal vs. New England (10/18), PAT at San Francisco (12/6); Alexander (1): punt vs. Houston (11/22); TEAM (1): field goal vs. Buffalo (11/16).

SPECIAL TEAMS TACKLES: M. Williams 12, Hollier 11, Alexander 7, Glenn 7, Hobley 7, Parmalee 7, Saxon 7, Baty 6, Cox 5, Paige 5, J. Williams 5, Brown 3, Odom 3, Sander 3, Braggs 2, Collins 2, Craver 2, Green 2, V. Jackson 2, Jensen 2, Stoyanovich 2, Cross 1, Griggs 1, Grimsley 1, Prokop 1, Vincent 1.

MISCELLANEOUS TACKLES: Clayton 3, Humphrey 3, M. Williams 3, Dennis 2, Duper 2, Dellenbach 1, Higgs 1, Marino 1, Martin 1, Parmalee 1, Webb 1.

DEFENSIVE TOUCHDOWNS: Oliver (1): 103-yard interception return at Buffalo (10/4); V. Jackson (1): 35-yard interception return vs. Atlanta (10/11); Brown (1): 30-yard INT interception return vs. L.A. Raiders (12/14).



DOLPHIN FACT

The Dolphins hold the NFL record for most consecutive home games won. Miami won 27 straight regular-season home games (31 overall) at the Orange Bowl from 1971-74.

1992 STATISTICAL BESTS

DOLPHINS INDIVIDUAL

YARDS RUSHING	111	Mark Higgs vs. L.A. Rams, 9/20
RUSHING ATTEMPTS	26	Mark Higgs vs. L.A. Raiders, 12/14
RUSHING TOUCHDOWNS	2	Mark Higgs at Cleveland, 9/14
	2	Mark Higgs vs. Atlanta, 10/11
YARDS PASSING (GROSS)	355	Dan Manno vs. Indianapolis, 10/25
PASS ATTEMPTS	45	Dan Manno vs. Indianapolis, 10/25
PASS COMPLETIONS	26	Dan Manno at New Orleans, 11/29
TOUCHDOWN PASSES.....	4	Dan Manno vs. New England, 10/18
PASSES HAD INTERCEPTED.....	3	Dan Manno at Seattle, 9/27
	3	Dan Manno vs. Indianapolis, 10/25
	3	Tony Paige at Seattle, 9/27
RECEPTIONS.....	100	Mark Duper vs. Buffalo, 11/16
RECEIVING YARDS	2	Keith Jackson vs. New England, 10/18
RECEIVING TOUCHDOWNS.....	148	Mark Higgs at Indianapolis, 11/8
TOTAL YARDS FROM SCRIMMAGE.....	4	Three times
FIELD GOALS.....	14	Bryan Cox at New York Jets, 11/1
TACKLES.....	3	Louis Oliver at Buffalo, 10/4
INTERCEPTIONS	3	Marco Coleman vs. Indianapolis, 10/25
SACKS.....	23	Mark Higgs vs. N.Y. Jets, 12/20
LONGEST RUN FROM SCRIMMAGE....	62	Mark Duper vs. L.A. Raiders, 12/14
LONGEST PASS COMPLETION.....	103t	Louis Oliver at Buffalo, 10/4
LONGEST INTERCEPTION RETURN ...	19	Scott Miller vs. L.A. Rams, 9/20
LONGEST PUNT RETURN	44	Aaron Craver at Seattle, 9/27
LONGEST KICKOFF RETURN	60	Reggie Roby vs. L.A. Raiders, 12/14
LONGEST PUNT	53	Pete Stoyanovich at Seattle, 9/27
LONGEST FIELD GOAL.....		

OPPONENTS INDIVIDUAL

YARDS RUSHING	123	Scott Lockwood at New England, 12/27
RUSHING ATTEMPTS	30	Scott Lockwood at New England, 12/27
RUSHING TOUCHDOWNS	2	Kenneth Davis vs. Buffalo, 11/16
YARDS PASSING (GROSS)	306	Jim Kelly at Buffalo, 10/4
PASS ATTEMPTS	48	Jim Kelly at Buffalo, 10/4
PASS COMPLETIONS	26	Chris Miller vs. Atlanta, 10/11
TOUCHDOWN PASSES.....	3	Ken O'Brien at N.Y. Jets, 11/1
PASSES HAD INTERCEPTED.....	4	Jim Kelly at Buffalo, 10/4
RECEPTIONS	9	Thurman Thomas at Buffalo, 10/4
RECEIVING YARDS	101	Andre Rison vs. Atlanta, 10/11
RECEIVING TOUCHDOWNS.....	1	16 times
TOTAL YARDS FROM SCRIMMAGE....	139	Thurman Thomas vs. Buffalo, 11/16
FIELD GOALS.....	4	Steve Christie vs. Buffalo, 11/16
TACKLES.....	13	Scott Radevic at Indianapolis, 11/8
INTERCEPTIONS	1	17 times
SACKS.....	2	Sean Jones vs. Houston, 11/22
	2	Wayne Martin at New Orleans, 11/29
LONGEST RUN FROM SCRIMMAGE....	40	Cleveland Gary vs. L.A. Rams, 9/20
LONGEST PASS COMPLETION.....	60	Michael Jackson at Cleveland, 9/14
LONGEST INTERCEPTION RETURN ...	102t	Eddie Anderson vs. L.A. Raiders, 12/14
LONGEST PUNT RETURN	84t	Clarence Verdin vs. Indianapolis, 10/25
LONGEST KICKOFF RETURN	82	Marc Logan at San Francisco, 12/6
LONGEST PUNT	59	Three times
LONGEST FIELD GOAL.....	54	Steve Christie vs. Buffalo, 11/16

DOLPHINS TEAM

TOTAL FIRST DOWNS.....	28	HIGHS	11	at N.Y. Jets, 11/1	11	at N.Y. Jets, 11/1
TOTAL NET YARDS.....	453	at Indianapolis, 11/8	239	at San Francisco, 12/6	47	at N.Y. Jets, 11/1
TOTAL OFFENSIVE PLAYS.....	74	vs. L.A. Rams, 9/20	40	at San Francisco, 12/6	15	at San Francisco, 12/6
NET YARDS RUSHING.....	212	at Indianapolis, 11/8	199	at San Francisco, 12/6	26	at N.Y. Jets, 11/1
RUSHING ATTEMPTS.....	40	at Indianapolis, 11/8	14	at N.Y. Jets, 11/1	0	Five times
NET YARDS PASSING.....	348	vs. Indianapolis, 10/25	0	vs. L.A. Rams, 9/20	0	at Buffalo, 10/4
PASS ATTEMPTS.....	45	vs. Indianapolis, 10/25	1	at Buffalo, 10/4	1	at Cleveland, 9/14
PASS COMPLETIONS.....	26	at New Orleans, 11/29	10	at Cleveland, 9/14	0	at Buffalo, 10/4
PASSES HAD INTERCEPTED.....	3	at Seattle, 9/27	0	at Buffalo, 10/4	0	vs. L.A. Raiders, 12/14
TIMES SACKED.....	5	vs. Indianapolis, 10/25	0	at N.Y. Jets, 11/1		
		at New Orleans, 11/29				
PENALTIES.....	11	at Buffalo, 10/4				
YARDS PENALIZED.....	99	vs. Buffalo, 11/16				
FUMBLES.....	4	at New Orleans, 11/29				
FUMBLES LOST.....	2	Three times				
TIME OF POSSESSION.....	38:26	at Indianapolis, 11/8	19:34	at N.Y. Jets, 11/1		

OPPONENTS TEAM

TOTAL FIRST DOWNS.....	26	HIGHS	9	vs. L.A. Raiders, 12/14
TOTAL NET YARDS.....	26	vs. Buffalo, 11/16	151	vs. L.A. Raiders, 12/14
TOTAL OFFENSIVE PLAYS.....	400	at Buffalo, 10/4	50	vs. L.A. Raiders, 12/14
NET YARDS RUSHING.....	83	at Buffalo, 10/4	18	vs. New England, 10/18
RUSHING ATTEMPTS.....	177	at New England, 12/27	16	vs. Atlanta, 10/11
NET YARDS PASSING.....	44	at New England, 12/27	78	vs. L.A. Raiders, 12/14
PASS ATTEMPTS.....	337	at Buffalo, 10/4	18	vs. N.Y. Jets, 12/20
PASS COMPLETIONS.....	58	at Buffalo, 10/4	8	at New England, 12/27
PASSES HAD INTERCEPTED.....	31	at Buffalo, 10/4	0	Five times
TIMES SACKED.....	4	at Buffalo, 10/4	0	Three times
	5	at Seattle, 9/27		
	5	at N.Y. Jets, 11/1		
PENALTIES.....	10	vs. Indianapolis, 10/25	2	at New Orleans, 11/29
YARDS PENALIZED.....	87	vs. N.Y. Jets, 12/20	13	vs. L.A. Rams, 9/20
FUMBLES.....	4	vs. L.A. Rams, 9/20	0	Four times
FUMBLES LOST.....	4	vs. Houston, 11/22		
	2	Four times	0	Five times
TIME OF POSSESSION.....	40:26	at N.Y. Jets, 11/1	21:34	at Indianapolis, 11/8

MIAMI IS:

6-1	when leading after 1st quarter	2-1	when playing in domes
7-1	when leading after 2nd quarter	9-4	when playing outdoors
6-0	when leading after 3rd quarter	3-2	when playing on artificial turf
3-2	when behind after 1st quarter	8-3	when playing on natural grass
4-2	when behind after 2nd quarter	5-1	after winning coin toss
5-4	when behind after 3rd quarter	6-4	after losing coin toss
8-2	when Miami scores first	6-0	when scoring 21 or more points
3-3	when opponents score first	10-0	when yielding 20 points or less
0-2	when tied at the half	1-0	in overtime contests

DRIVE ENGINEERING

	DRIVES	TD	FG	FGA	PUNT	FMBL	INTDWS	SAF	GAME	HLF	PTS
Dolphins	181	33	30	7	61	14	17	7	1	7	4 288
Opponents	178	25	19	7	74	10	18	12	0	5	8 207

INSIDE THE TWENTY-YARD LINE

	NO	TD	FG	FGA	INT	FMBL	DWN	GAME	HLF	PTS
Dolphins	54	22	25	1	2	2	1	1	0	207
Opponents	42	18	14	2	4	2	2	0	0	150

GOAL-TO-GO SITUATIONS

	NO	TD	FG	FGA	INT	FMBL	DWN	GAME	HLF	PTS
Dolphins	25	16	4	0	2	2	0	1	0	108
Opponents	21	11	6	1	2	1	0	0	0	84

GIVEAWAYS - TAKEAWAYS

GIVEAWAYS:	34, resulting in 11 TDs, 7 FGs, 0 FGA, 9 PUNT, 1 INT, 0 FUMBLE, 4 HALF, 0 GAME, 2 DOWNS = 87 POINTS
TAKEAWAYS:	32, resulting in 6 TDs, 8 FGs, 0 FGA, 11 PUNT, 2 INT, 2 FUMBLE, 2 HALF, 1 GAME, 0 DOWNS = 60 POINTS

GAME	TAKEAWAYS			GIVEAWAYS			DIFF	W/L
	FMBL	INT	TOT	FMBL	INT	TOT		
9/14 @ Cleveland	0	0	(0)	1	0	(1)	-1	W
9/20 L.A. RAMS	2	2	(4)	1	1	(2)	+2	W
9/27 @ Seattle	1	1	(2)	1	3	(4)	-2	W
10/4 @ Buffalo	1	4	(5)	0	1	(1)	+4	W
10/11 ATLANTA	1	1	(2)	1	0	(1)	+1	W
10/18 NEW ENGLAND	1	0	(1)	1	2	(3)	-2	W
10/25 INDIANAPOLIS	1	1	(2)	2	3	(5)	-3	L
11/1 @ New York Jets	0	1	(1)	2	0	(2)	-1	L
11/8 @ Indianapolis	2	2	(4)	1	0	(1)	+3	W
11/16 BUFFALO	0	0	(0)	1	1	(2)	-2	L
11/22 HOUSTON	1	2	(3)	1	1	(2)	+1	W
11/29 @ New Orleans	1	0	(1)	2	1	(3)	-2	L
12/6 @ San Francisco	0	1	(1)	1	0	(1)	0	L
12/14 L.A. RAIDERS	1	1	(2)	0	1	(1)	+1	W
12/20 N.Y. JETS	0	2	(2)	1	2	(3)	-1	W
12/27 @ New England	2	0	(2)	1	1	(2)	0	W
TOTALS	14	18	(32)	17	17	(34)	-2	11-5

BLOCKS

	FGs	PATs	PUNTS	TOTAL
By Dolphins	2	1	1	4
By Opponents	0	0	0	0

THIRD DOWN EFFICIENCY

	3rd DOWN AND										TOTAL
	1	2	3	4	5	6	7	8	9	10+	
Miami	19-33	14-22	5-16	6-14	5-16	4-13	5-9	4-12	4-9	12-57	78-201
Opp.	23-31	7-11	9-21	10-21	6-17	8-19	3-12	3-11	3-8	16-66	88-217



DOLPHIN FACT

Since the 1970 AFL-NFL merger, a total of 111 Dolphin players have been selected to appear in the AFC-NFC Pro Bowl. Over the course of those 23 seasons, 74 offensive players, 33 defensive players and four special teams players have been chosen.

1992 TEAM RANKINGS

AMERICAN FOOTBALL CONFERENCE

	OFFENSE			DEFENSE		
	TOTAL	RUSH	PASS	TOTAL	RUSH	PASS
Buffalo.....	1	*1	3	7	1T	13
Cincinnati.....	12	3	13	14	13	14
Cleveland.....	6	8	7	9	4	12
Denver.....	8	13	6	13	12	11
Houston.....	2	7	*1	1	5	2
Indianapolis.....	10	14	5	12	14	7
Kansas City.....	11	11	8	3	7	7
L.A. Raiders.....	9	5	11	4	6	1
MIAMI.....	3	12	2	5T	3	9
New England.....	13	10	12	11	11	10
N.Y. Jets.....	7	6	10	10	9	8
Pittsburgh.....	5	2	9	8	8	4
San Diego.....	4	4	4	2	1T	5
Seattle.....	14	9	14	5T	10	3

NATIONAL FOOTBALL CONFERENCE

	OFFENSE			DEFENSE		
	TOTAL	RUSH	PASS	TOTAL	RUSH	PASS
Atlanta.....	5	14	2	14	14	9
Chicago.....	4	6	9	7	11	6
Dallas.....	2	3	3	*1	*1	2
Detroit.....	13	10	12	9	10	8
Green Bay.....	10	12	4	10	9	10
L.A. Rams.....	8	9	5	13	13	11
Minnesota.....	6	5	11	5	8	4
New Orleans.....	9	11	6	2	4	*1
N.Y. Giants.....	14	4	14	8	12	7
Philadelphia.....	3	1	13	3	3	5
Phoenix.....	12	13	8	11	5	13
San Francisco.....	*1	2	1	6	2	12
Tampa Bay.....	11	8	10	12	6	14
Washington.....	7	7	7	4	7	3

NATIONAL FOOTBALL LEAGUE

	OFFENSE			DEFENSE		
	TOTAL	RUSH	PASS	TOTAL	RUSH	PASS
Atlanta.....	10	27	4	28	28	22
Buffalo.....	2	*1	6	12	2T	20
Chicago.....	8	10	14	17	21	15
Cincinnati.....	26	8	27	26	24	25
Cleveland.....	18	19	17	14	7T	19
Dallas.....	4	5	5	*1	*1	5
Denver.....	21	25	16	22	23	18
Detroit.....	19	16	19	20	17T	21
Green Bay.....	15	21	9	23	16	23
Houston.....	3	18	*1	3	9	3
Indianapolis.....	24	28	8	21	26	11
Kansas City.....	25	23	20	5	15	2
L.A. Raiders.....	23	11	24	9	12	10
L.A. Rams.....	13	15	10	27	27	24
MIAMI.....	5	24	2	10T	6	14
Minnesota.....	11	7	18	8	14	7
New England.....	27	22	26	19	22	17
New Orleans.....	14	17	11	2	7T	*1
N.Y. Giants.....	22	6	25	18	25	16
N.Y. Jets.....	20	12	22	16	19	13
Philadelphia.....	7	2	23	6	5	12
Phoenix.....	17	26	13	24	10	27
Pittsburgh.....	9	4	21	13	17T	8
San Diego.....	6	9	7	4	2T	9
San Francisco.....	*1	3	3	15	4	26
Seattle.....	28	20	28	10T	20	4
Tampa Bay.....	16	14	15	25	11	28
Washington.....	12	13	12	7	13	6

(* = NFL leader)

GAME-BY-GAME OFFENSE

1992 MIAMI DOLPHINS' OFFENSIVE STATISTICS

DATE	SCORE	TOTAL OFFENSE			RUSHING			PASSING			PEN.			SCORING			TIME OF POSSESSION	FUM. NO./LOST													
		1st DOWNS	3rd DOWNS	AVG. YARDS	ATT.	AVG.	NET YDS.	SACKS	GROSS YDS.	ATT.	COMP.	INT.	NO.	LOST	POINTS	TD RUSH			TD PASS	TD RETURN	PAT/ATT.	FG/ATT.									
9/14	at Cleveland	27-23	24	10	12	2	15	9	401	66	6.1	101	28	36	300	3	22	322	35	25	0	1	10	27	2	1	0	3/3	2/2	30:57	1-1
9/20	L.A. RAMS	26-10	24	8	16	0	14	5	381	74	5.1	158	37	4.3	223	0	2/3	37	21	1	4	24	26	0	2	0	2/2	4/5	35:55	2-1	
9/27	at Seattle	19-17	18	4	13	1	16	7	314	68	4.6	59	26	2.3	255	2	17	272	40	24	3	4	14	19	0	1	0	1/1	4/4	31:53	1-1
10/4	at Buffalo	37-10	20	2	17	1	10	3	362	59	6.1	80	26	3.1	282	0	2	282	33	21	1	11	80	37	0	3	1	4/4	3/3	32:07	0-0
10/11	ATLANTA	21-17	23	7	13	3	14	8	346	63	5.5	98	22	4.5	248	1	2	250	40	20	0	9	69	21	2	0	1	3/3	0/0	31:00	2-1
10/18	NEW ENGLAND	38-17	21	8	10	3	13	7	387	62	6.2	98	29	3.4	289	1	5	294	32	21	2	3	20	38	1	4	0	5/5	1/1	31:36	3-1
10/25	INDIANAPOLIS	20-31	24	5	17	2	11	4	413	66	6.3	65	20	3.3	348	1	7	355	45	25	3	6	49	20	1	2	0	2/3	0/0	29:46	3-2
11/1	at N.Y. Jets	14-26	11	3	8	0	9	1	296	47	6.3	83	19	4.4	213	2	12	225	26	14	0	5	50	14	0	2	0	2/2	0/0	19:34	3-2
11/8	at Indianapolis	28-0	28	16	12	0	12	7	453	69	6.6	212	40	5.3	241	1	4	245	28	22	0	4	30	28	2	2	0	4/4	0/1	38:26	2-1
11/16	BUFFALO	20-26	20	4	16	0	10	4	350	56	6.3	64	19	3.4	286	4	35	321	33	22	1	10	99	26	0	2	0	2/2	2/3	32:27	1-1
11/22	HOUSTON	19-16	19	5	12	2	13	5	293	61	4.8	72	17	4.2	221	4	16	237	40	19	1	6	46	19	0	0	0	1/1	4/4	25:34	3-1
11/29	at New Orleans	13-24	17	4	12	1	13	2	281	66	4.3	58	18	3.2	223	5	36	259	43	26	1	2	15	13	0	1	0	1/1	2/3	29:16	4-2
12/6	at San Francisco	3-27	15	4	9	2	12	4	239	52	4.6	40	15	2.7	199	1	7	206	36	20	0	5	25	20	0	0	0	0/0	1/1	25:53	2-1
12/20	L.A. RAIDERS	20-7	20	9	8	3	14	5	360	64	5.6	132	37	3.6	228	1	6	234	26	16	1	5	25	20	0	1	1	2/2	2/3	37:27	1-0
12/27	at New England	16-13+	21	5	7	2	11	2	294	55	5.3	91	24	3.8	203	1	3	206	30	15	2	8	65	19	0	2	0	1/2	2/2	26:05	2-1
1/10	SAN DIEGO*	31-0	18	9	9	0	17	7	324	69	4.7	157	49	3.9	167	0	0	167	29	17	0	0	0	31	1	3	0	4/4	1/1	37:08	3-1
1/17	BUFFALO*	10-29	15	1	14	0	12	3	276	60	4.6	33	11	3.0	243	4	25	268	45	22	2	5	40	10	0	1	0	1/1	1/1	23:41	4-3

+ Overtime
* Playoff Game

1992 MIAMI DOLPHINS' DEFENSIVE STATISTICS

GAME-BY-GAME DEFENSE

DATE	TOTAL SCORE	1st DOWNS			TOTAL OFFENSE			RUSHING			PASSING			PEN.			SCORING			TIME OF POSSESSION											
		ATT.	NET YDS.	AVG.	YARDS	ATT.	NET YDS.	AVG.	SACKS	GROSS YDS.	ATT.	INT.	NO.	LOST	POINTS	TD RUSH	TD PASS	FAT/RTN	FAT/ATT.												
9/14	at Cleveland	23-27	17	3	14	0	12	5	322	54	60	111	24	4.6	211	2	19	230	28	19	0	6	40	23	0	2	1	2/3	1/1	29:03	0-0
9/20	L.A. RAMS	26-10	15	3	12	0	8	1	298	53	5.6	84	19	4.4	214	2	15	229	32	17	2	3	13	10	0	1	0	1/1	1/1	24:05	4-2
9/27	at Seattle	19-17	14	7	7	0	13	4	221	57	3.9	86	24	3.6	135	5	31	166	28	16	1	5	35	17	1	0	2/2	1/1	28:07	2-1	
10/4	at Buffalo	37-10	26	5	21	0	17	8	400	83	4.8	63	22	2.9	337	3	28	365	58	31	4	4	35	10	0	1	0	1/1	1/1	27:53	2-1
10/11	ATLANTA	21-17	20	4	13	3	11	4	323	57	5.7	69	16	4.3	254	0	254	41	26	1	5	62	21	0	2	0	2/2	1/1	29:00	1-1	
10/18	NEW ENGLAND	38-17	15	1	14	0	15	4	273	63	4.3	18	18	1.0	285	2	12	267	43	25	0	7	43	17	0	2	0	2/2	1/2	28:25	1-1
10/25	INDIANAPOLIS	20-31	20	7	12	1	16	8	262	68	3.9	109	31	3.5	153	3	26	179	34	18	1	10	70	31	2	0	2	4/4	1/3	30:14	1-1
11/1	at N.Y. Jets	14-26	21	8	12	1	18	10	363	74	4.9	160	39	4.1	203	5	37	240	30	21	1	4	25	26	0	3	0	3/3	1/1	40:26	3-0
11/8	at Indianapolis	28-0	11	4	7	0	11	4	193	52	3.7	68	19	3.6	125	2	13	138	31	17	2	4	40	0	0	0	0/0	0/0	21:34	2-2	
11/16	BUFFALO	20-26	26	10	11	5	12	6	323	68	4.8	111	36	3.1	212	0	0	212	32	19	0	5	24	26	2	0	0	2/2	4/5	27:33	0-0
11/22	HOUSTON	19-16	16	4	12	0	15	6	297	62	4.8	96	24	4.0	201	3	27	228	35	22	2	5	25	16	0	2	0	2/2	4/5	27:33	0-0
12/6	at San Francisco	13-24	15	10	5	0	12	3	252	55	4.6	127	32	4.0	201	3	27	228	35	22	2	5	25	16	0	2	0	2/2	4/5	27:33	0-0
12/14	L.A. RAIDERS	3-27	20	8	12	0	13	7	356	62	5.7	136	34	4.0	220	0	0	220	28	19	1	7	55	27	2	2	0	1/1	3/4	34:26	4-1
12/20	N.Y. JETS	20-7	9	4	5	0	13	5	151	50	3.0	73	17	4.3	78	3	33	111	30	13	1	8	54	7	0	0	1	1/1	0/1	34:07	0-0
12/27	at New England	19-17	12	4	5	3	13	5	270	51	5.3	112	30	3.7	158	3	18	176	18	12	2	9	87	17	0	1	2/2	1/1	22:33	3-1	
1/10	SAN DIEGO*	16-13+	17	10	6	1	18	8	278	68	4.1	177	44	4.0	102	2	14	116	22	8	0	4	41	13	1	0	0	1/1	2/2	33:59	2-2
1/17	BUFFALO*	31-0	10	3	7	0	15	3	202	62	3.3	70	16	4.4	132	1	8	140	45	18	4	4	39	0	0	0	0/0	0/0	22:52	3-1	
1/17	BUFFALO*	10-29	20	10	8	2	19	11	358	73	4.9	182	48	3.8	176	1	1	177	24	17	2	3	20	29	1	0	2/2	5/6	36:19	1-0	

+ Overtime
*Playoff Game

GAME-BY-GAME RUSHING

1992 MIAMI DOLPHINS' INDIVIDUAL RUSHING STATISTICS (ATTEMPTS-YARDS GAINED-LONGEST-TOUCHDOWNS)

DATE	OPPONENT	SCORE	HIGGS	HUMPHREY	MARINO	PARMALEE	PAIGE	MITCHELL	CRAYER	SAXON
9/14	at Cleveland	27-23	25-90-13-2	2-11-9-0	0-0-0	Not on Roster	0-0-0	0-0-0	0-0-0	1-0-0-0
9/20	L.A. RAMS	26-10	23-111-12-0	7-46-10-0	4-m6-0-0	Not on Roster	3-7-6-0	0-0-0	0-0-0	0-0-0-0
9/27	at Seattle	19-17	21-54-8-0	4-7-3-0	0-0-0	Not on Roster	0-0-0	0-0-0	0-0-0	0-0-0-0
10/4	at Buffalo	37-10	15-37-13-0	4-22-14-0	2-13-7-0	Not on Roster	0-0-0	1-m1-m1-0	3-9-8-0	1-0-0-0
10/11	ATLANTA	21-17	13-58-20-2	7-42-10-0	2-m2-1-0	Not on Roster	0-0-0	0-0-0	0-0-0	0-0-0-0
10/18	NEW ENGLAND	38-17	18-63-13-1	2-7-5-0	1-12-12-0	Not on Roster	2-4-2-0	4-5-8-0	0-0-0	2-7-4-0
10/25	INDIANAPOLIS	20-31	18-50-8-1	1-5-5-0	1-10-10-0	0-0-0	0-0-0	0-0-0	0-0-0	0-0-0-0
11/1	at N.Y. Jets	14-26	8-22-7-0	8-46-15-0	3-15-5-0	0-0-0	0-0-0	0-0-0	0-0-0	0-0-0-0
11/8	at Indianapolis	28-0	20-107-22-1	10-56-21-0	1-12-12-0	6-38-20-0	1-1-1-1	2-m2-m1-0	Inj. Res.	0-0-0-0
11/16	BUFFALO	20-26	12-34-11-0	7-30-8-0	0-0-0	0-0-0	0-0-0	0-0-0	Inj. Res.	0-0-0-0
11/22	HOUSTON	19-16	10-35-9-0	6-33-10-0	1-4-4-0	0-0-0	0-0-0	0-0-0	Inj. Res.	0-0-0-0
11/29	at New Orleans	13-24	15-46-16-0	2-13-11-0	0-0-0	0-0-0	1-m1-m1-0	0-0-0	Inj. Res.	0-0-0-0
12/6	at San Francisco	3-27	6-11-6-0	8-21-11-0	0-0-0	0-0-0	0-0-0	1-8-8-0	Inj. Res.	0-0-0-0
12/14	L.A. RAIDERS	20-7	26-94-10-0	8-33-14-0	3-5-6-0	0-0-0	0-0-0	0-0-0	Inj. Res.	0-0-0-0
12/20	N.Y. JETS	19-17	17-80-23-0	6-11-5-0	1-0-0-0	0-0-0	0-0-0	0-0-0	Inj. Res.	0-0-0-0
12/27	at New England	16-13+	9-23-9-0	20-88-19-1	1-3-3-0	0-0-0	0-0-0	0-0-0	Inj. Res.	0-0-0-0
1/10	SAN DIEGO*	31-0	Inj. Res.	23-71-15-0	0-0-0	5-18-6-0	0-0-0	1-m1-m1-0	Inj. Res.	0-0-0-0
1/17	BUFFALO*	10-29	Inj. Res.	8-22-6-0	1-m2-m2-0	Deactivated	0-0-0	0-0-0	8-72-25-1	2-m3-0-0

+Overtime
*Playoff Game

OTHERS: MARTIN: 1-m2-m2-0 at Seattle (9/27). CLAYTON: 1-0-0-0 vs. San Diego (1/10).

GAME-BY-GAME RECEIVING

1992 MIAMI DOLPHINS' INDIVIDUAL RECEIVING STATISTICS (NUMBER-YARDS GAINED-LONGEST-TOUCHDOWNS)

DATE	OPPONENT	SCORE	HUMPHREY	JACKSON	PAIGE	DUPER	CLAYTON	MARTIN	BANKS	HIGGS	EDMONDS
9/14	at Cleveland	27-23	4-24-9-0	Not on Roster	3-20-9-0	4-70-25-1	Inj. Res.	4-74-47-0	2-40-22-0	1-6-6-0	3-24-14-0
9/20	L.A. RAMS	26-10	2-5-8-0	Not on Roster	5-53-20-0	4-66-38-1	Inj. Res.	1-11-11-0	2-27-18-0	0-0-0-0	4-32-15-1
9/27	at Seattle	19-17	2-13-11-0	Not on Roster	3-27-13-0	3-47-19-0	Inj. Res.	5-72-18-0	2-23-15-1	1-11-11-0	3-35-15-0
10/4	at Buffalo	37-10	6-72-18-1	4-64-24-1	6-34-9-0	1-2-2-0	4-56-21-0	2-47-36-0	1-6-6-0	0-0-0-0	0-0-0-0
10/11	ATLANTA	21-17	2-33-19-0	3-43-20-0	0-0-0-0	3-27-10-0	4-45-26-0	2-54-46-0	1-10-10-0	0-0-0-0	0-0-0-0
10/18	NEW ENGLAND	38-17	5-57-18-0	4-70-32-2	0-0-0-0	3-55-43-1	3-55-44-1	0-0-0-0	0-0-0-0	2-11-8-0	0-0-0-0
10/25	INDIANAPOLIS	20-31	3-33-17-0	3-26-9-0	0-0-0-0	3-55-43-1	3-67-30-0	5-90-48-1	0-0-0-0	2-15-9-0	0-0-0-0
11/1	at N.Y. Jets	14-26	1-9-9-0	4-74-42-1	4-45-26-0	1-48-48-1	3-49-25-0	1-12-12-0	2-33-21-0	1-11-11-0	Inj. Res.
11/8	at Indianapolis	28-0	4-45-20-0	6-69-21-1	8-50-25-0	4-74-39-1	3-49-25-0	0-0-0-0	0-0-0-0	1-7-0	Inj. Res.
11/16	BUFFALO	20-26	3-43-26-0	5-36-13-0	6-79-13-0	1-42-42-0	2-16-13-0	0-0-0-0	2-12-9-1	4-41-19-0	Inj. Res.
11/22	HOUSTON	19-16	4-36-12-0	4-44-15-0	8-79-13-0	5-100-55-0	5-98-34-1	0-0-0-0	0-0-0-0	1-21-21-0	Inj. Res.
11/29	at New Orleans	13-24	6-40-13-0	0-0-0-0	2-17-13-0	0-0-0-0	5-44-16-0	2-28-17-0	4-85-39-1	0-0-0-0	Inj. Res.
12/6	at San Francisco	3-27	4-42-13-0	7-63-20-0	2-12-7-0	7-75-15-1	4-23-16-0	2-39-19-0	3-48-29-0	1-12-12-0	Inj. Res.
12/14	L.A. RAIDERS	20-7	0-0-0-0	2-38-27-0	0-0-0-0	2-39-23-0	1-8-8-0	3-32-13-0	0-0-0-0	0-0-0-0	Inj. Res.
12/20	N.Y. JETS	19-17	1-4-4-0	3-24-15-0	6-42-9-0	1-62-62-1	5-69-25-0	3-28-13-0	0-0-0-0	1-6-6-0	0-0-0-0
12/27	at New England	16-13+	7-51-17-0	4-43-19-0	7-58-13-1	1-17-17-0	1-39-39-1	1-56-56-1	3-35-17-0	1-1-1-0	0-0-0-0
1/10	SAN DIEGO*	31-0	4-30-20-0	4-53-30-2	5-32-10-0	4-38-13-0	3-44-21-0	1-11-11-0	0-0-0-0	0-0-0-0	0-0-0-0
1/17	BUFFALO*	10-29	5-41-16-0	5-71-24-0	5-14-4-1	3-57-28-0	0-0-0-0	0-0-0-0	0-0-0-0	Inj. Res.	0-0-0-0

+Overtime

OTHERS: SAXON: 1-5-0 at Cleveland (9/14), 1-7-0 vs. L.A. Rams (9/21), 1-14-14-0 at San Francisco (12/6), 2-15-12-0 v. L.A. Raiders (12/14). CLARK: 3-59-45-0 at Cleveland (9/14). WILLIAMS: 3-43-18-0 vs. L.A. Rams (9/29). BATTY: 1-6-6-0 vs. L.A. Rams (9/20), 1-12-12-0 vs. Indianapolis (10/25), 1-1-1-1 vs. Buffalo (11/16). CRAVER: 1-13-13-0 vs. San Diego (1/10), 2-15-9-0 vs. Buffalo (1/17).

GAME-BY-GAME PASSING

DAN MARINO

DATE	OPPONENT	SCORE	ATT.	COMP.	YDS GAIN	PCT.	TD	INT.	LONG	SACKS	YDS LOST
9/14	at Cleveland	27-23	35	25	322	71.4	1	0	47	3	22
9/20	L.A. RAMS	26-10	37	21	223	56.8	2	1	38	0	0
9/27	at Seattle	19-17	39	23	254	59.0	1	3	20	2	17
10/4	at Buffalo	37-10	33	21	282	63.6	3	1	36	0	0
10/11	ATLANTA	21-17	40	20	250	50.0	0	0	46	1	0
10/18	NEW ENGLAND	38-17	30	21	294	70.0	4	1	44t	1	2
10/25	INDIANAPOLIS	20-31	45	25	355	55.6	2	3	48t	1	5
11/1	at N.Y. Jets	14-26	26	14	225	53.8	2	0	42	2	12
11/8	at Indianapolis	28-0	28	22	245	78.6	2	0	42	1	4
11/16	BUFFALO	20-26	33	22	321	66.7	2	1	55	4	35
11/22	HOUSTON	19-16	40	19	237	47.5	1	1	39t	4	27
11/29	at New Orleans	13-24	42	26	259	61.9	1	1	29	5	36
12/6	at San Francisco	3-27	31	19	192	61.3	0	0	24	1	7
12/14	L.A. RAIDERS	20-7	26	16	234	61.5	1	1	62t	1	6
12/20	N.Y. JETS	19-17	30	15	206	50.0	2	2	55t	1	3
12/27	at New England	16-13+	39	21	217	53.8	0	1	21	1	1
1/10	SAN DIEGO*	31-0	29	17	167	58.6	3	0	30t	0	0
1/17	BUFFALO*	10-29	45	22	268	48.9	1	2	24	4	25

+Overtime
*Playoff Game

OTHERS:

	ATT.	COMP.	YDS	PCT.	TD	INT.	LG	SK	YD	OPPONENT
MITCHELL:	1	1	18	100.0	0	0	18	0	0	at Seattle (9/27)
	2	0	0	0.0	0	1	0	0	0	New England (10/18)
	5	1	14	20.0	0	0	14	0	0	at San Francisco (12/6)
MARTIN:	1	0	0	0.0	0	0	0	0	0	at New Orleans (11/29)



DOLPHIN FACT

The Dolphins have selected a player from a Florida university in 16 of the team's 27 college drafts. Overall, the Dolphins have drafted 33 players from the State of Florida. The Univ. of Miami leads the way with 13 Dolphin draftees, followed by eight from the Univ. of Florida, six from Florida State Univ., four from the Univ. of Tampa and one from both Florida A&M and Bethune Cookman.

1992 GAME-BY-

GAME STARTERS

OFFENSE

GAME	WR	LT	LG	C	RG
at Cleveland	Duper	Webb	Sims	Uhlenhake	Galbreath
LA Rams	Duper	Webb	Sims	Uhlenhake	Galbreath
at Seattle	Duper	Webb	Sims	Uhlenhake	Galbreath
at Buffalo	Duper	Webb	Sims	Uhlenhake	Galbreath
Atlanta	Duper	Webb	Sims	Uhlenhake	Galbreath
New England	Duper	Webb	Sims	Uhlenhake	Galbreath
Indianapolis	Duper	Webb	Sims	Uhlenhake	Galbreath
at NY Jets	Duper	Webb	Sims	Uhlenhake	Galbreath
at Indianapolis	Duper	Webb	Sims	Uhlenhake	Galbreath
Buffalo	Duper	Webb	Sims	Uhlenhake	Galbreath
Houston	Duper	Webb	Sims	Weidner	Galbreath
at New Orleans	Duper	Webb	Sims	Weidner	Galbreath
at San Francisco	Duper	Webb	Sims	Weidner	Galbreath
LA Raiders	Duper	Webb	Sims	Uhlenhake	Galbreath
NY Jets	Duper	Webb	Sims	Uhlenhake	Galbreath
at New England	Duper	Webb	Sims	Uhlenhake	Galbreath
*San Diego	Duper	Webb	Sims	Uhlenhake	Galbreath
*Buffalo	Duper	Webb	Sims	Uhlenhake	Galbreath

DEFENSE

GAME	LE	NT	RE	LOLB	LILB
at Cleveland	Turner	Klingbeil	Cross	Coleman	Grimsley
LA Rams	Turner	Klingbeil	Cross	Coleman	Grimsley
at Seattle	Turner	Klingbeil	Cross	Coleman	Grimsley
at Buffalo	Turner	Klingbeil	Cross	Griggs	Hollier
Atlanta	Griggs	Klingbeil	Cross	Coleman	V. Jackson
New England	Coleman	Klingbeil	Cross	Griggs	Grimsley
Indianapolis	Griggs	Klingbeil	Cross	Coleman	Grimsley
at NY Jets	Cross	Klingbeil	Coleman	Griggs	Grimsley
at Indianapolis	Cross	Turner	Coleman	Griggs	V. Jackson
Buffalo	Griggs	Klingbeil	Coleman	Griggs	V. Jackson
Houston	Griggs	Klingbeil	Cross	Coleman	V. Jackson
at New Orleans	Cross	Klingbeil	Coleman	Griggs	Grimsley
at San Francisco	Cross	Klingbeil	Coleman	Griggs	Grimsley
LA Raiders	Cross	Klingbeil	Coleman	Griggs	Grimsley
NY Jets	Cross	Klingbeil	Coleman	Griggs	Grimsley
at New England	Cross	Klingbeil	Coleman	Griggs	Grimsley
*San Diego	Cross	Klingbeil	Coleman	Griggs	Grimsley
*Buffalo	Cross	Klingbeil	Coleman	Griggs	Hobley

* - Playoff Games

GAMES PLAYED-STARTED-DID NOT PLAY: Alexander 12-1-0; Banks 16-0-0; Baty 16-0-0; Braggs 10-0-0; Brown 16-16-0; Clark 3-0-0; Clayton 13-13-0; Coleman 16-15-0; Collins 10-0-0; Cox 16-16-0; Craver 6-0-0; Cross 16-16-0; Dellenbach 16-8-0; Dennis 16-8-0; Duper 16-16-0; Edmunds 10-5-0; Galbreath 16-16-0; Glenn 16-1-0; Green 4-2-0; Griggs 16-13-0; Grimsley 14-11-0; Harden 4-0-0; Higgs 16-15-0; Hobley 15-5-0; Hollier 16-5-0; Humphrey 16-1-0; Hunter 7-0-0*; K. Jackson 13-11-0, V. Jackson 11-5-0; Jensen 3-0-0; Klingbeil 15-15-0; Malone 9-0-0#; Marino 16-16-0; Martin 16-3-0; Miller 15-0-1; Mitchell 16-0-0; Moore 1-0-0; Odom 3-0-0; Offerdahl 8-8-0; Oglesby 6-0-0; Oliver 16-16-0; Paige 16-16-0; Parmalee 10-0-0; Prokop 7-0-0; Roby 9-0-0; Sander 12-2-0; Saxon 16-0-0; Sims 16-16-0; Stoyanovich 16-0-0; Turner 16-5-0; Uhlenhake 13-13-0; Vincent 15-14-0; Webb 16-16-0; Webster 16-0-0; Weidner 16-3-0; G. Williams 5-0-2; J. Williams 16-10-0; M. Williams 15-0-0.

(* includes 4-0-0 with Detroit)

(# includes 5-0-0 with Kansas City)

PLAYOFF GAMES PLAYED-STARTED-DID NOT PLAY: Alexander 2-0-0; Banks 2-0-0; Baty 2-0-0; Braggs 2-1-0; Brown 2-2-0; Clayton 2-2-0; Coleman 2-2-0; Collins 2-0-0; Cox 2-2-0; Craver 2-0-0; Cross 2-2-0; Dellenbach 2-1-0; Dennis 2-1-0; Duper 2-2-0; Edmunds 2-0-0; Galbreath 2-2-0; Glenn 2-0-0; Griggs 2-2-0; Grimsley 2-1-0; Hobley

RT	TE	WR	QB	RB	FB
Dennis	Edmunds	Martin	Manno	Higgs	Paige
Dellenbach	Edmunds	Martin	Manno	Higgs	Paige
Dennis	Edmunds	Martin	Manno	Higgs	Paige
Dellenbach	Edmunds	Clayton	Manno	Higgs	Paige
Dennis	Edmunds	Clayton	Manno	Higgs	Paige
Dellenbach	K. Jackson	Clayton	Manno	Higgs	Paige
Dennis	K. Jackson	Clayton	Manno	Higgs	Paige
Dellenbach	K. Jackson	Clayton	Manno	Higgs	Paige
Dennis	K. Jackson	Clayton	Manno	Higgs	Paige
Dellenbach	K. Jackson	Clayton	Manno	Higgs	Paige
Dennis	K. Jackson	Clayton	Manno	Higgs	Paige
Dellenbach	K. Jackson	Clayton	Manno	Higgs	Paige
Dennis	K. Jackson	Clayton	Manno	Higgs	Paige
Dellenbach	K. Jackson	Clayton	Manno	Higgs	Paige
Dennis	K. Jackson	Clayton	Manno	Higgs	Paige
Dellenbach	K. Jackson	Clayton	Manno	Higgs	Paige

RILB	ROLB	LCB	RCB	SS	FS
Offerdahl	Cox	Green	Brown	Hobley	Oliver
Offerdahl	Cox	Green	Brown	J. Williams	Oliver
Offerdahl	Cox	Vincent	Brown	J. Williams	Oliver
Offerdahl	Cox	Vincent	Brown	J. Williams	Oliver
Offerdahl	Cox	Vincent	Brown	Glenn	Oliver
Offerdahl	Cox	Vincent	Brown	J. Williams	Oliver
V. Jackson	Cox	Vincent	Brown	J. Williams	Oliver
Offerdahl	Cox	Vincent	Brown	J. Williams	Oliver
Sander	Cox	Vincent	Brown	Hobley	Oliver
Sander	Cox	Vincent	Brown	Hobley	Oliver
Hobley	Cox	Vincent	Brown	Alexander	Oliver
Hollier	Cox	Vincent	Brown	Hobley	Oliver
Offerdahl	Cox	Vincent	Brown	J. Williams	Oliver
Hollier	Cox	Vincent	Brown	J. Williams	Oliver
Hollier	Cox	Vincent	Brown	J. Williams	Oliver
Hollier	Cox	Vincent	Brown	J. Williams	Oliver
Hollier	Cox	Vincent	Brown	J. Williams	Oliver
Hollier	Cox	Vincent	Brown	J. Williams	Oliver
Hollier	Cox	Vincent	Brown	J. Williams	Oliver
Hollier	Cox	Vincent	Brown	J. Williams	Oliver
Hollier	Cox	Vincent	Brown	J. Williams	Oliver

2-1-0; Hollier 2-2-0; Humphrey 2-2-0; Hunter 2-0-0; K. Jackson 2-2-0; Klingbeil 2-2-0; Malone 1-0-0; Marino 2-2-0; Martin 2-0-0; Miller 2-0-0; Mitchell 2-0-0; Odom 2-0-0; Oliver 2-2-0; Paige 2-2-0; Parmalee 1-0-0; Roby 2-0-0; Saxon 2-0-0; Sims 2-2-0; Stoyanovich 2-0-0; Turner 2-0-0; Uhlenhake 2-2-0; Vincent 2-2-0; Webb 2-2-0; Webster 2-0-0; Weidner 2-0-0; J. Williams 2-1-0; M. Williams 2-0-0.

INACTIVE ROSTER: at Cleveland: Vincent, G. Williams; LA Rams: Hobley, G. Williams; at Seattle: G. Williams, M. Williams; at Buffalo: Grimsley, G. Williams; Atlanta: Grimsley, G. Williams; New England: Braggs, G. Williams; Indianapolis: Offerdahl, G. Williams; at NY Jets: Braggs, G. Williams; at Indianapolis: Klingbeil, Offerdahl; at New Orleans: Offerdahl, Uhlenhake; at San Francisco: Hunter, Odom; LA Raiders: Offerdahl, G. Williams; NY Jets: Hunter, Offerdahl; at New England: Hunter, Offerdahl.

PLAYOFF INACTIVE ROSTER: San Diego: Malone, G. Williams; Buffalo: Secules, G. Williams.

1992 GAME-BY-GAME SUMMARIES

GAME 1

DOLPHINS 27, CLEVELAND 23
September 14, 1992

Cleveland Stadium
Cleveland, OH

Mark Higgs scored his second touchdown of the game on a one-yard run with seven seconds remaining in the game to help lift the Miami Dolphins to a come-from-behind 27-23 win over the Cleveland Browns in the season opener before a crowd of 74,765 at Cleveland Stadium and a national audience on Monday Night Football. In the contest, Dan Marino completed 25 of 35 passes for 322 yards and a touchdown to help bring the team back from a fourth quarter deficit for the 19th time in his career. Marino hit on nine of 13 passes for 121 yards in the fourth quarter and completed all four of his pass attempts for 68 yards in the final drive to guide the Dolphins to Higgs' winning touchdown. Higgs rushed 25 times for 90 yards and a pair of scores in the game. In the contest, Miami jumped out to a 14-0 first quarter lead as the Dolphins took the opening kickoff and drove 64 yards in ten plays and capped the drive as Marino connected with Mark Duper on a 25-yard scoring toss. Miami increased its lead to 14-0 on its next possession as Higgs scored on a seven-yard run. The Dolphins' 14-0 lead at the half marked the first time that Miami held an opponent scoreless at the half since September 16, 1990, when the Dolphins led the Buffalo Bills by a 16-0 score and won the game by a 30-7 score. The teams traded field goals in the third quarter as Cleveland closed the score to 14-3 on a 28-yarder by Matt Stover and the Dolphins countered with Pete Stoyanovich hitting a 22-yard effort to take a 17-3 lead. Miami increased its lead to 20-3 in the fourth quarter on a 32-yard field goal by Stoyanovich. However, the Browns countered with two quick touchdowns to close the score to 20-17. First, Bernie Kosar connected with Michael Jackson for a six-yard touchdown to narrow the margin to 20-10. On Miami's next possession, Higgs fumbled the ball and Cleveland's David Brandon returned the ball 32 yards for a touchdown. It was the first time that a fumble was returned for a touchdown against the Dolphins since Buffalo's Cornelius Bennett returned a Marino fumble six yards for a touchdown on November 18, 1991. Miami was forced to punt on its next possession and the Browns drove the ball 77 yards in nine plays and took a 23-20 lead as Kosar hit Mark Bavaro for a three-yard touchdown with 1:18 remaining in the game. Stover's extra point hit the left upright and bounced out. Miami received the kickoff with 1:15 remaining in the game on its own 16-yard line. Marino completed all four of his pass attempts in the drive with the key play being a 22-yarder to Fred Banks and a 15-yard penalty for roughing the passer added to the play to set the ball on the Browns' 19-yard line with :29 seconds remaining in the game. Marino then threw a second completion to Banks for 18 yards to get the ball to the one-yard line and Higgs scored the winning touchdown on the next play.

MIAMI	14	0	3	10	-	27
CLEVELAND	0	0	3	20	-	23

M - Duper, 25 pass from Marino (Stoyanovich kick)	10/64	1- 6:15
M - Higgs, 7 run (Stoyanovich kick)	5/69	1-12:55
C - FG Stover 28	8/70	3- 4:30
M - FG Stoyanovich 22	14/75	3-12:33
M - FG Stoyanovich 32	10/49	4- 3:07
C - Jackson, 6 pass from Kosar (Stover kick)	8/80	4- 7:14
C - Brandon, 32 fumble return (Stover kick)		4- 8:21
C - Bavaro, 3 pass from Kosar (kick hits upright)	9/77	4-13:42
M - Higgs, 1 run (Stoyanovich kick)	5/84	4-14:53

ATT. - 74,765

	Miami	Cleveland
First Downs/Total-Rush.-Pass.-Pen.	24-10-12-2	17-3-14-0
Total Yards-Plays-Average	401-66-6.1	322-54-6.0
Rushes-Yards-Average	28-101-3.6	24-111-4.6
Net Yards Passing-Times Thrown-Yards Lost	300-3-22	211-2-9
Passes Attempted-Completed-Intercepted	35-25-0	28-19-0
Punts/Number-Average	3-47.0	5-37.2
Penalties/Number-Yards	1-10	6-40
Fumbles/Number-Lost	1-1	0-0

286

INDIVIDUAL STATISTICS

RUSHING - Miami: Higgs 25-90, Humphrey 2-11, Saxon 1-0.
Cleveland: Vardell 16-84, Metcalf 2-16, Kosar 1-8, Brooks 3-3, Hoard 2-0.
PASSING - Miami: Marino 35-25-0, 322 yards, 1 TD.
Cleveland: Kosar 28-19-0, 230 yards, 2 TDs.
RECEIVING - Miami: Martin 4-74, Duper 4-70, Humphrey 4-24, Clark 3-59, Edmunds 3-24, Paige 3-20, Banks 2-40, Higgs 1-6, Saxon 1-5.
Cleveland: Jackson 5-98, Metcalf 4-59, Bavaro 4-37, Vardell 2-29, Brooks 2- (-1), Holohan 1-6, Hoard 1-2.
INTERCEPTIONS - Miami: None.
Cleveland: None.
SACKS - Miami: Cox 1, Offerdahl 1.
Cleveland: Matthews 1, Burnett 1, Logan 1.

GAME 2

DOLPHINS 26, L.A. RAMS 10
September 20, 1992

Joe Robbie Stadium
Miami, FL

Mark Higgs rushed for 111 yards and the Dolphin defense forced four turnovers to lead Miami to a 26-10 home opening win over the Los Angeles Rams before a crowd of 55,945 at Joe Robbie Stadium. The win improved Miami's record in home openers to 21-5-1, including a 20-3 mark since Don Shula joined the Dolphins in 1970. In addition, Miami improved its league-best record in inter-conference play to 59-15, including 32-4 at home. In fact, the Dolphins have not lost a regular season game to an NFC opponent at home since the team moved into JRS in 1987. Over that time, the Dolphins are 8-0 at home against the NFC which includes wins over Washington (23-21) in 1987; Green Bay (24-14) and Minnesota (24-7) in 1988; Green Bay (23-20) in 1989; Phoenix (23-3) and Philadelphia (23-20 in OT) in 1990; Green Bay (16-13) and Tampa Bay (33-14) in 1991; and the L.A. Rams (26-10) in 1992. Higgs cracked the 100-yard rushing mark for the fourth time in his career and Miami improved to 3-1 in those games. Overall, the Dolphins improved to 11-2 in games in which a running back has gained 100 or more yards with Dan Marino at quarterback. Miami dominated the first quarter and jumped out to a 17-0 lead. The Dolphins took the opening kickoff and marched the ball 76 yards in 11 plays and capped the drive as Marino connected on a one-yard scoring pass to Ferrell Edmunds. Miami's defense forced the Rams to punt on their next possession and the Dolphins increased the lead to 14-0 as Marino threw a 38-yard scoring strike to Mark Duper. On the Rams' next possession, Dolphins linebacker Bryan Cox sacked Los Angeles QB Jim Everett and forced a fumble which was recovered by Miami's T.J. Turner at the Rams' 22-yard line. The Dolphins closed the first quarter scoring on a 36-yard field goal by Pete Stoyanovich. The Rams narrowed the score to 17-7 in the third quarter as Marino's pass attempt was intercepted by the Rams' Anthony Newman and on the next play Everett connected on a 23-yard touchdown pass to Willie Anderson. Miami increased its lead to 20-7 later in the quarter as Stoyanovich booted a 44-yard field goal. The two teams exchanged field goals in the final period as the Rams scored on a 31-yarder by Tony Zendejas and Miami countered with 27 and 20 yard boots by Stoyanovich. Stoyanovich hit on four field goals on the day to tie his career high for field goals in a game which was set on December 1, 1991, with a four field goal effort against Tampa Bay.

L.A. RAMS	0	0	7	3	-	10
MIAMI	17	0	3	6	-	26

M - Edmunds, 1 pass from Marino (Stoyanovich kick)	11/76	1- 6:12
M - Duper, 38 pass from Marino (Stoyanovich kick)	5/60	1-10:58
M - FG Stoyanovich 36	4/3	1-14:21
LA - Anderson, 23 pass from Everett (Zendejas kick)	1/23	3- 5:24
M - FG Stoyanovich 44	10/52	3-10:20
LA - FG Zendejas 31	10/67	4- :26
M - FG Stoyanovich 27	15/71	4- 7:41
M - FG Stoyanovich 20	4/3	4-11:01

ATT. - 55,945

	L.A. Rams	Miami
First Downs/Total-Rush.-Pass.-Pen.	15-12-3-0	24-8-16-0
Total Yards-Plays-Average	298-53-5.6	381-74-5.1
Rushes-Yards-Average	19-84-4.4	37-158-4.3
Net Yards Passing-Times Thrown-Yards Lost	214-2-15	223-0-0
Passes Attempted-Completed-Intercepted	32-17-2	37-21-1
Punts/Number-Average	3-38.7	2-43.5
Penalties/Number-Yards	3-13	4-24
Fumbles/Number-Lost	4-2	2-1

287

INDIVIDUAL STATISTICS

RUSHING - Miami: Higgs 23-111, Humphrey 7-46, Paige 3-7, Marino 4-(-6).
 L.A. Rams: Gary 17-76, Everett 2-8.
PASSING - Miami: Marino 37-21-1, 223 yards, 2 TDs.
 L.A. Rams: Everett 32-17-2, 229 yards, 1 TD.
RECEIVING - Miami: Duper 4-66, Edmunds 4-32, Williams 3-43, Paige 3-26.
 Banks 2-27, Humphrey 2-5, Martin 1-11, Saxon 1-7, Baty 1-6.
 L.A. Rams: Chadwick 5-67, Ellard 4-73, Anderson 3-57, Gary 3-11, Carter 2-21.
INTERCEPTIONS - Miami: Brown 1-36, Williams 1-25.
 L.A. Rams: Newman 1-18.
SACKS - Miami: Cox 2.
 L.A. Rams: None.

GAME 3

DOLPHINS 19, SEATTLE 17
 September 27, 1992

Kingdome
 Seattle, WA

Dan Marino returned from a slight concussion to throw a 15-yard touchdown pass to Fred Banks with 2:15 left in the contest to help lead the Dolphins to a come-from-behind 19-17 win at the Seattle Seahawks before a crowd of 59,374 in the Kingdome. Marino was forced to leave the contest late in the fourth quarter as he suffered a slight concussion and dizziness and returned behind center after missing one play and responded two plays later with the winning touchdown pass to Banks. Marino was replaced by reserve quarterback Scott Mitchell for the play and again later in the period by Mitchell as Marino was held out of the Dolphins' final possession as a precaution. It was the first time that Marino was forced to leave a game due to injury since November 26, 1989, against the Pittsburgh Steelers, when he suffered a contusion of his right AC joint (located in the shoulder), forcing him to leave the game for good with seven minutes left in the fourth quarter. Miami scored the only points of the first quarter as Pete Stoyanovich connected on a 53-yard field goal. Seattle took a 7-3 lead early in the second quarter as Kelly Stouffer completed a 26-yard scoring toss to Louis Clark. The Seahawks increased their lead to 10-3 in the period as John Kasay hit on a 35-yard field goal. Miami closed the first half scoring as Stoyanovich booted a 31-yard field goal that brought the score to 10-6. The Dolphins scored the only points of the third quarter as Stoyanovich connected on a 37-yard field goal to narrow the score to 10-9. Miami took a 12-10 lead early in the fourth quarter as Stoyanovich booted his fourth field goal of the game with a 27-yard effort. Seattle rebounded to take a 17-12 lead as fullback John L. Williams scored on a four-yard run on a third-and-goal play. The touchdown was set-up as Marino's pass from his own eight-yard line was deflected by Seattle's Tony Woods and intercepted by Terry Wooden and returned to the six-yard line. However, Marino and the Dolphins recovered as the quarterback guided the team to a 12-play, 80-yard drive to take a 19-17 lead with 2:10 left in the game. Starting on his own 20-yard line, Marino completed four passes to lead Miami to Seattle's 34-yard line. From the 34-yard marker on a second-and-ten play, Marino went back to pass and threw an incompleton and was hit on the play by Wooden and had to leave the game for a play after suffering dizziness following the hit. Mitchell entered the game to face the first regular season action of his NFL career and a third-and-ten play with a 17-12 deficit. Mitchell responded by connecting with Tony Martin on an 18-yard slant pattern to get the first down. Marino returned on the next play and connected with Banks for the winning score.

MIAMI	3	3	3	10	-	19
SEATTLE	0	10	0	7	-	17

M - FG Stoyanovich 53	4/7	1- 4:35
S - Clark, 26 pass from Stouffer (Kasay kick)	8/63	2- 2:48
S - FG Kasay 35	4/0	2- 6:11
M - FG Stoyanovich 31	15/64	2-13:12
M - FG Stoyanovich 37	12/59	3- 8:39
M - FG Stoyanovich 27	12/51	4- 1:24
S - Williams, 4 run (Kasay kick)	3/6	4- 5:09
M - Banks, 15 pass from Marino (Stoyanovich kick)	12/80	4-12:45

ATT. - 59,374

	Miami	Seattle
First Downs/Total-Rush.-Pass.-Pen.	18-4-13-1	14-7-7-0
Total Yards-Plays-Average	314-68-4.6	221-57-3.9
Rushes-Yards-Average	26-59-2.3	24-86-3.6
Net Yards Passing-Times Thrown-Yards Lost	255-2-17	135-5-31
Passes Attempted-Completed-Intercepted	40-24-3	28-16-1
Punts/Number-Average	2-37.5	5-42.6
Penalties/Number-Yards	4-14	5-35
Fumbles/Number-Lost	1-1	2-1

288

INDIVIDUAL STATISTICS

RUSHING - Miami: Higgs 21-54, Humphrey 4-7, Martin 1-(-2).
 Seattle: Warren 13-47, Stouffer 3-27, Williams 7-13, Mayes 1-(-1).
PASSING - Miami: Marino 39-23-3, 260 yards, 1 TD. Mitchell 1-1-0, 18 yards, 0 TDs.
 Seattle: Stouffer 28-16-1, 166 yards, 1 TD.
RECEIVING - Miami: Paige 8-71, Martin 5-72, Duper 3-47, Edmunds 3-35, Banks 2-23, Humphrey 2-13, Higgs 1-11.
 Seattle: Clark 4-61, Warren 4-49, Thomas 3-24, Williams 2-11, Jones 1-10, Mayes 1-7, Green 1-4.
INTERCEPTIONS - Miami: Cox 1-0.
 Seattle: Harper 1-41, Wooden 1-3, Robinson 1-0.
SACKS - Miami: Cox 2, Griggs 2, Klingbeil 0.5, Offerdahl 0.5.
 Seattle: Dodge 1, Nash 1.

GAME 4

DOLPHINS 37, BUFFALO 10
 October 4, 1992

Rich Stadium
 Buffalo, NY

Miami Dolphins safety Louis Oliver recorded a career-high three interceptions and returned one of his pass thefts for a touchdown to help the Dolphins improve to 4-0 and take over sole possession of first place in the AFC East with a 37-10 win over the Buffalo Bills in front of 80,368 at Rich Stadium. The win snapped Miami's six-game losing streak to the Bills at Rich Stadium. The Dolphins' last triumph in Buffalo was a 34-24 win on November 16, 1986. With the win, Miami (4-0) moved into first place (ahead of the second-place Bills' 4-1 mark) in the AFC East for the first time since the second week of the 1990 season when the Dolphins owned a 2-0 record and Buffalo, New England and the N.Y. Jets were each tied for second place in the division with 1-1 records. It had been 34 weeks since Miami had an undisputed claim to first place in the division. In the contest, Oliver helped lead a defensive effort which recorded four interceptions, three sacks, two forced fumbles and a fumble recovery. Buffalo entered the game as the NFL's highest-scoring team (38.2 points per game) and rushing team (166.3 yards per game) and was held to ten points and 63 rushing yards on 22 carries. The Bills opened the scoring and took their only lead of the game midway through the first quarter as kicker Steve Christie booted a 40-yard field goal to give the Bills a 3-0 lead. Miami tied the score at 3-3 later in the quarter as Pete Stoyanovich countered with a 30-yard field goal. Miami took a 10-7 lead as Dan Marino connected with tight end Keith Jackson on a 24-yard touchdown pass. The Dolphins increased their lead to 17-3 as Marino hit Tony Paige on a five-yard touchdown pass. The Bills closed the first half scoring with a 16-yard scoring pass from Jim Kelly to Andre Reed. The Dolphins opened the third quarter scoring on the opening possession of the half as Marino threw a nine-yard scoring pass to Bobby Humphrey to up the lead to 24-10. Miami increased the lead to 31-10 as Oliver intercepted a Kelly pass three yards deep in the endzone and returned the ball 103 yards for a touchdown. Oliver's return tied for the NFL's all-time longest interception return with a 103-yard return by San Diego's Vencie Glenn against Denver on November 29, 1987, as the Dolphins increased their lead to 31-10. It was Oliver's first career touchdown and he became the first Dolphin player to return an interception for a touchdown since Jarvis Williams turned the trick with a 42-yard scoring return at Washington on December 2, 1990. Miami scored the final points of the game on a pair of Stoyanovich field goals from 43 yards and 34 yards.

MIAMI	3	14	17	3	-	37
BUFFALO	3	7	0	0	-	10

B - FG Christie 40	6/30	1-10:08
M - FG Stoyanovich 30	11/66	1-15:00
M - Jackson, 24 pass from Marino (Stoyanovich kick)	2/38	2- 7:21
M - Paige, 5 pass from Marino (Stoyanovich kick)	5/34	2-13:05
B - Reed, 16 pass from Kelly (Christie kick)	10/80	2-14:15
M - Humphrey, 9 pass from Marino (Stoyanovich kick)	13/82	3- 5:37
M - Oliver, 103 interception return (Stoyanovich kick)		3-10:22
M - FG Stoyanovich 43	4/4	3-14:06
M - FG Stoyanovich 34	4/22	4- 5:41

ATT. - 80,368

	Miami	Buffalo
First Downs/Total-Rush.-Pass.-Pen.	20-2-17-1	26-5-21-0
Total Yards-Plays-Average	362-59-6.1	400-83-4.6
Rushes-Yards-Average	26-80-3.1	22-63-2.9
Net Yards Passing-Times Thrown-Yards Lost	282-0-0	337-3-28
Passes Attempted-Completed-Intercepted	33-21-1	58-31-4
Punts/Number-Average	4-36.3	4-40.0
Penalties/Number-Yards	11-80	4-35
Fumbles/Number-Lost	0-0	2-1

289

INDIVIDUAL STATISTICS

RUSHING - Miami: Higgs 15-37, Humphrey 4-22, Marino 2-13, Craver 3-9, Saxon 1-0, Mitchell 1-(-1).
 Buffalo: Thomas 11-33, Davis 6-19, Tasker 1-9, Gardner 2-5, Kelly 1-4.
PASSING - Miami: Marino 33-21-1, 282 yards, 3 TDs.
 Buffalo: Kelly 48-25-4, 306 yards, 1 TD; Reich 10-6-0, 59 yards, 0 TDs.
RECEIVING - Miami: Humphrey 6-72, Jackson 4-64, Clayton 4-56, Paige 3-35, Martin 2-47, Banks 1-6, Duper 1-2.
 Buffalo: Thomas 9-83, Reed 6-94, Lofton 6-84, Awalt 4-34, Lamb 3-39, Metzelaars 2-14, Tasker 1-17.
INTERCEPTIONS - Miami: Oliver 3-170, Brown 1-48.
 Buffalo: Williams 1-15.
SACKS - Miami: Cox 2, Griggs 1.
 Buffalo: None.

GAME 5

DOLPHINS 21, ATLANTA 17
 October 11, 1992

Joe Robbie Stadium
 Miami, FL

The Miami Dolphins improved to 5-0 for only the third time in team history with a 21-17 come-from-behind win over the Atlanta Falcons before a crowd of 68,633 at Joe Robbie Stadium. The only other seasons that the Dolphins opened with a 5-0 record was 1972 and 1984 and the team qualified for the playoffs and advanced to the Super Bowl both years (winning Super Bowl VII in 1972 and losing Super Bowl XIX in 1984). In the contest, Miami entered the final period trailing by a 17-14 score and Dan Marino helped lead the Dolphins to the 21st fourth-quarter comeback of his career and the third such game in 1992. Overall, Marino completed 20 of 40 passes for 250 yards with no touchdowns and no interceptions. The Dolphins improved to 5-13 in games in which Marino has been held without a touchdown pass. Running backs Mark Higgs and Bobby Humphrey combined to lead the Dolphin ground attack as Higgs gained 58 yards on 13 carries with two touchdowns and Humphrey added 42 yards on seven carries. Higgs' two touchdown effort marked the second time in his NFL career that he has scored a pair of touchdowns with the only other such game at the Cleveland Browns on September 14, 1992. With the win, Miami improved its NFL-best inter-conference mark to 60-15 (.800), which includes a 33-4 mark at home. In fact, the Dolphins have not lost a regular season game to an NFC opponent at home since the team moved into JRS in 1987. Over that time, the Dolphins are 10-0 at home against the NFC including wins over Washington (23-21) in 1987; Green Bay (24-14) and Minnesota (24-7) in 1988; Green Bay (23-20) in 1989; Phoenix (23-3) and Philadelphia (23-20 in OT) in 1990; Green Bay (16-13) and Tampa Bay (33-14) in 1991 and the L.A. Rams (26-10) and Atlanta (21-17) in 1992. In addition, the Dolphins improved to 16-2 when their game is televised by CBS since the 1980 season. Miami jumped out to a 7-0 lead and scored the only points of the first quarter by taking their opening drive and marching 75 yards in 11 plays and capped the drive off on a 14-yard touchdown run by Higgs. Atlanta tied the score at 7-7 on their next possession as quarterback Chris Miller lofted an 18-yard scoring pass to Mike Pritchard. The Falcons took a 10-7 halftime lead on their next possession as Norm Johnson hit a 52-yard field goal midway through the period. Atlanta had a chance to increase their lead to 17-7 early in the third period, however Miller fumbled the center snap at the Dolphins' one-yard line and linebacker David Griggs recovered the ball on the two-yard line for the Dolphins. However, the Falcons were able to increase their lead to 17-7 later in the third quarter as Miller threw his second touchdown pass of the game with a 22-yarder to Andre Rison. Miami closed the score to 17-14 later in the third quarter as cornerback Vestee Jackson intercepted a Miller pass and returned the ball 30 yards for a touchdown. It was Jackson's first interception since he joined the Dolphins in a trade from the Chicago Bears prior to the 1991 season and his first interception overall since he recorded a 45-yard INT return for a touchdown against Atlanta on November 11, 1990, as a member of the Bears. Miami scored the winning points late in the fourth quarter as Marino helped guide the team on an eight-play, 77-yard drive which was capped-off by a one-yard run by Higgs with 5:01 remaining in the game. The key play in the drive was a 46-yard completion from Marino to wide receiver Tony Martin which moved the ball from Miami's 39-yard line to the Falcons' 15 on a second-and-ten play. Atlanta had a chance to retake the lead on their final possession as the team drove from its own 21-yard line to the Dolphins' 12-yard line and faced a fourth-and-seven play with :43 seconds remaining in the contest but Miller's fourth down pass fell incomplete in the endzone.

ATLANTA	0	10	7	0	-	17
MIAMI	7	0	7	7	-	21

M - Higgs, 14 run (Stoyanovich kick) 11/75 1-11:07
 A - Pritchard, 18 pass from Miller (Johnson kick) 10/80 2- :50

A - FG Johnson 52	7/34	2- 8:42
A - Rison, 22 pass from Miller (Johnson kick)	5/51	3- 7:59
M - V. Jackson, 30 interception return (Stoyanovich kick)		3-11:00
M - Higgs, 1 run (Stoyanovich kick)	8/77	4- 9:59

ATT. - 68,633

	Atlanta	Miami
First Downs/Total-Rush.-Pass.-Pen.	20-4-13-3	23-7-13-3
Total Yards-Plays-Average	323-57-5.7	346-63-5.5
Rushes-Yards-Average	16-69-4.3	22-98-4.5
Net Yards Passing-Times Thrown-Yards Lost	254-0-0	248-1-2
Passes Attempted-Completed-Intercepted	41-26-1	40-20-0
Punts/Number-Average	4-40.3	3-38.0
Penalties/Number-Yards	5-62	9-69
Fumbles/Number-Lost	1-1	2-1

INDIVIDUAL STATISTICS

RUSHING - Miami: Higgs 13-58, Humphrey 7-42, Marino 2-(-2).
 Atlanta: Jones 12-55, Broussard 2-9, Miller 2-5.
PASSING - Miami: Marino 40-20-0, 250 yards, 0 TDs.
 Atlanta: Miller 41-26-1, 254 yards, 2 TDs.
RECEIVING - Miami: Clayton 4-45, K. Jackson 3-43, Paige 3-27, Duper 3-27, Martin 2-54, Humphrey 2-33, Higgs 2-11, Banks 1-10.
 Atlanta: Rison 7-101, Hill 7-57, Pritchard 7-46, Haynes 3-29, Jones 1-12, Sanders 1-9.
INTERCEPTIONS - Miami: Jackson 1-30.
 Atlanta: None.
SACKS - Miami: None.
 Atlanta: Green 1.

GAME 6

DOLPHINS 38, NEW ENGLAND 17
 October 18, 1992

Joe Robbie Stadium
 Miami, FL

Dan Marino threw four touchdown passes and the Dolphin defense held New England to just 18 rushing yards as Miami earned a 38-17 win over the Patriots before a crowd of 57,282 at Joe Robbie Stadium. In the contest, Marino threw for four touchdowns and tied the all-time NFL record for most career games with four or more touchdown passes. It was Marino's 17th career game of four-plus touchdown throws and tied him with Johnny Unitas for the all-time NFL record. In addition, it marked Marino's first four-touchdown game since December 12, 1988, when Marino threw four TDs against the Cleveland Browns. The Dolphin defense held the Patriots to just 18 rushing yards on 18 carries. New England's 18 total yards on the ground was the second lowest total ever allowed by the Dolphins. The only better defensive effort by Miami against the run was on September 2, 1966, when the Dolphins held the Oakland Raiders to just 16 rushing yards in the first game played in Miami's history. In the contest, New England jumped out to a 10-0 first quarter lead. On the first play from scrimmage, Patriots' safety Jerome Henderson intercepted a Marino pass and returned the ball to Miami's nine-yard line. However, the Dolphin defense held the Patriots out of the endzone and New England was forced to settle for a 19-yard field goal by Charlie Baumann. The Patriots increased their lead to 10-0 later in the period as quarterback Tommy Hodson hit Irving Fryar for a 54-yard touchdown pass to take a 10-0 lead as time ran out in the opening period. Miami rebounded to dominate the second quarter as the team scored 17 unanswered points to take a 17-10 halftime lead. Miami closed the score to 10-7 early in the period as Marino threw a 44-yard scoring bomb to Mark Clayton. Miami tied the score at 10-10 later in the period as Pete Stoyanovich hit a 34-yarder. The Dolphins took the lead for good later in the quarter as Marino connected with tight end Keith Jackson for a six-yard touchdown pass. Miami scored 21 unanswered points in third quarter to take a 38-10 lead. The Dolphins increased the lead to 31-10 early in the quarter as Marino threw a 43-yard scoring bomb to Mark Duper and an 11-yard TD pass to Keith Jackson. Miami closed the third quarter scoring at 38-10 as Mark Higgs rushed for a three-yard touchdown. New England scored the only points of the final period on a 14-yard touchdown pass from Hodson to wide receiver Michael Timpson to close the scoring at 38-17.

NEW ENGLAND	10	0	0	7	-	17
MIAMI	0	17	21	0	-	38

NE - FG Baumann 19 4/7 1- 1:58
 NE - Fryar, 54 pass from Hodson (Baumann kick) 7/93 1-15:00
 M - Clayton, 44 pass from Marino (Stoyanovich kick) 9/80 2- 4:42
 M - FG Stoyanovich 34 4/9 2- 9:55
 M - K. Jackson, 6 pass from Marino (Stoyanovich kick) 9/72 2-14:11
 M - Duper, 43 pass from Marino (Stoyanovich kick) 1/43 3- 1:23

M - K. Jackson, 11 pass from Marino (Stoyanovich kick) 6/65 3- 6:52
 M - Higgs, 3 run (Stoyanovich kick) 9/55 3-14:13
 NE - Timpson, 14 pass from Hodson (Baumann kick) 6/29 4- 8:28

ATT. - 57,282

	New England	Miami
First Downs/Total-Rush.-Pass.-Pen.	15-1-14-0	21-8-20-3
Total Yards-Plays-Average	273-63-4.3	387-62-6.2
Rushes-Yards-Average	18-18-1.0	29-98-3.4
Net Yards Passing-Times Thrown-Yards Lost	255-2-12	289-1-5
Passes Attempted-Completed-Intercepted	43-25-0	32-21-2
Punts/Number-Average	7-45.4	3-39.0
Penalties/Number-Yards	7-43	3-20
Fumbles/Number-Lost	1-1	3-1

INDIVIDUAL STATISTICS

RUSHING - Miami: Higgs 18-63, Marino 1-12, Humphrey 2-7, Saxon 2-7, Mitchell 4-5, Paige 2-4.
 New England: Russell 6-10, Vaughn 7-7, Stephens 1-6, Hodson 3-5, McCarthy 1(-10).

PASSING - Miami: Marino 30-21-1, 294 yards, 4 TDs; Mitchell 2-0-1, 0 yards, 0 TDs.
 New England: Hodson 43-25-0, 267 yards, 2 TDs.

RECEIVING - Miami: Humphrey 5-57, K. Jackson 4-70, Paige 4-42, Duper 3-15, Clayton 3-55, Higgs 2-15.

New England: Timpson 6-74, Fryar 5-87, Stephens 4-18, McMurtry 3-35, Cook 2-23, Stanley 1-15, Turner 1-13, Coates 1-6, Vaughn 1-2, Hodson 1(-6).

INTERCEPTIONS - Miami: None.

New England: Henderson 1-34, Howard 1-1.

SACKS - Miami: Cox 1, Webster 1.

New England: Goad 1.

GAME 7

INDIANAPOLIS 31, DOLPHINS 20
 October 25, 1992

Joe Robbie Stadium
 Miami, FL

The Miami Dolphins dropped to 6-1 as the team lost its first game of the 1992 season by dropping a 31-20 decision to the Indianapolis Colts before a crowd of 61,117 at Joe Robbie Stadium. Rookie defensive end Marco Coleman had an exceptional game as he recorded nine tackles (eight solo) and three sacks. Coleman's three sacks tied the all-time Dolphin rookie record for most sacks in a contest with A.J. Duhe's three-sack performance at the New York Jets on November 6, 1977. Following a scoreless first quarter, Miami jumped out to a 7-0 lead as Mark Higgs scored a two-yard touchdown to cap a 15-play, 80-drive which took 8:38 off the game clock. The Colts tied the game later in the period as running back Rodney Culver scored on a four-yard run. The Dolphins had a chance to score once more before the half, however Dan Marino's pass from the Colts' 39-yard line was intercepted by Tony Stargell with just :05 seconds left in the half. Miami took a 14-7 lead midway through the fourth quarter on a flea-flicker play as Marino handed off to Higgs who tossed the ball back to Marino and the quarterback completed a 48-yard scoring bomb to Mark Duper. However, the Colts were able to tie the score at 14-14 as Clarence Verdin returned a Joe Prokop punt 84 yards for a touchdown. The 84-yard scoring return was the longest return ever recorded against Miami with the previous long being an 83-yarder by Billy Johnson at Houston on November 16, 1975. In addition, it was the first punt return for a score against Miami since Robbie Martin of Indianapolis had a 70-yard punt return for a touchdown on November 17, 1985, in the Hoosier Dome. The Colts took a 17-14 lead midway through the final quarter as Dean Biasucci booted a 32-yard field goal. Miami rebounded to take a 20-17 lead on their next drive as Marino threw a 12-yard scoring strike to Tony Martin. Pete Stoyanovich's extra point attempt was wide to the left. The key play in the drive was a 48-yard completion from Marino to Martin on a third-and-17 play from Miami's 39-yard line. The Colts came right back to take a 24-20 lead as George scored on a one-yard run 1:32 left in the contest. The Dolphins got the ball back on their own 38-yard line and drove the ball to the Colts' seven-yard line with just :17 seconds left in the contest and faced a fourth-and-goal situation when Indianapolis' Steve Emtman intercepted Marino's pass on his own ten-yard line and raced 90 yards for the clinching score. It was the second-longest interception return in history against Miami, behind only a 97-yard effort by the L.A. Raiders' Mike Haynes in the Orange Bowl on December 2, 1984.

INDIANAPOLIS	0	7	7	17	-	31
MIAMI	0	7	7	6	-	20

M - Higgs, 2 run (Stoyanovich kick) 15/80 2- 3:00
 I - Culver, 4 run (Biasucci kick) 6/35 2-14:07
 M - Duper, 48 pass from Marino (Stoyanovich kick) 6/75 3-11:37
 I - Verdin, 84 punt return (Biasucci kick) 3-14:05
 I - FG Biasucci 32 4/4 4- 5:13
 M - Martin, 12 pass from Marino (kick wide left) 8/77 4- 8:59
 I - George, 1 run (Biasucci kick) 10/73 4-13:28
 I - Emtman, 90 interception return (Biasucci kick) 4-15:00

ATT. - 61,117

	Indianapolis	Miami
First Downs/Total-Rush.-Pass.-Pen.	20-7-12-1	24-5-27-2
Total Yards-Plays-Average	262-68-3.9	413-66-6.3
Rushes-Yards-Average	31-109-3.5	20-65-3.3
Net Yards Passing-Times Thrown-Yards Lost	153-3-26	348-1-7
Passes Attempted-Completed-Intercepted	34-18-1	45-25-3
Punts/Number-Average	4-48.0	4-34.3
Penalties/Number-Yards	10-70	6-49
Fumbles/Number-Lost	1-1	3-2

INDIVIDUAL STATISTICS

RUSHING - Miami: Higgs 18-50, Marino 1-10, Humphrey 1-5.

Indianapolis: Johnson 16-55, Clark 11-48, Culver 2-7, George 1(-1).

PASSING - Miami: Marino 45-25-3, 355 yards, 2 TDs.

Indianapolis: George 33-18-1, 179 yards, 0 TDs; Johnson 1-0-0, 0 yards, 0 TDs.

RECEIVING - Miami: Paige 6-35, Martin 5-90, Clayton 3-67, Humphrey 3-33, K. Jackson 3-26, Banks 2-33, Duper 1-48, Baly 1-12, Higgs 1-11.

Indianapolis: Cash 6-66, Johnson 4-28, Hester 3-37, Langhorne 3-37, Brooks 2-11.

INTERCEPTIONS - Miami: Williams 1-4

Indianapolis: Stargell 1-11, Prior 1-19, Emtman 1-90.

SACKS - Miami: Coleman 3.

Indianapolis: Emtman 1.

GAME 8

N.Y. JETS 26, DOLPHINS 14
 November 1, 1992

Giants Stadium
 East Rutherford, NJ

Jets running back Brad Baxter recorded 103 yards on the ground and reserve quarterback Ken O'Brien threw three touchdown passes to lead the New York Jets to a 26-14 win over the Dolphins before a crowd of 69,313 at Giants Stadium. The Jets dominated in almost every statistical category by holding the advantage in total first downs (21 to 11), total net yards (363 to 296), net yards rushing (160 to 83), third down conversions (10 of 18 to 1 of 9) and time of possession (40:26 to 19:34). In the contest, New York dominated the first half and jumped out to a 23-0 lead at intermission. The Jets opened the scoring to take a 7-0 lead midway through the first quarter as O'Brien connected with tight end Johnny Mitchell for a 37-yard touchdown pass. New York increased their advantage to 9-0 later in the opening period as defensive tackle Marvin Washington sacked Dan Marino in the endzone for a safety. It marked the first time that an opponent has scored a safety against Miami since October 1, 1989, when Miami punter Reggie Roby fumbled a snap out of the endzone at the Houston Oilers. It also marked the first time in his ten-year NFL career that Marino was sacked for a safety. The Jets increased their lead to 16-0 in the second period on a 12-play, 71-yard drive which took 7:36 off the game clock as O'Brien threw his second touchdown of the game and combined with wide receiver Al Toon for a four-yard score. The Jets scored the final points of the half as O'Brien hit wide receiver Rob Moore for a 20-yard touchdown and a 23-0 halftime lead. The Jets' 23-0 advantage at halftime marked the first time that Miami was shut out at the half since a 28-0 deficit at Kansas City on October 13, 1991. Miami scored the only points of the third quarter as Marino connected with tight end Keith Jackson on a five-yard touchdown pass to cut the lead to 23-7 at the end of the third period. The Dolphin closed to 23-14 early in the fourth quarter as cornerback Vestee Jackson intercepted an O'Brien aerial and Marino took advantage of the takeaway to combine with Mark Duper on a 39-yard touchdown pass. However, New York came back on a 47-yard field goal by Cary Blanchard to close the scoring at 26-14.

MIAMI	0	0	7	7	-	14
N.Y. JETS	9	14	0	3	-	26

NY - Mitchell, 27 pass from O'Brien (Blanchard kick) 3/47 1- 6:50
 NY - Safety - Marino sacked in endzone by Washington 1-14:38
 NY - Toon, 4 pass from O'Brien (Blanchard kick) 12/71 2- 7:24
 NY - Moore, 20 pass from O'Brien (Blanchard kick) 6/75 2-14:39

M - Jackson, 5 pass from Marino (Stoyanovich kick) 11/75 3-14:09
 M - Duper, 39 pass from Marino (Stoyanovich kick) 1/39 4- :18
 NY - FG Blanchard 47 13/52 4- 8:27

ATT. - 69,313

	Miami	N.Y. Jets
First Downs/Total-Rush.-Pass.-Pen.	11-3-8-0	21-8-12-1
Total Yards-Plays-Average	296-47-6.3	363-74-4.9
Rushes-Yards-Average	19-83-4.4	39-160-4.1
Net Yards Passing-Times Thrown-Yards Lost	213-2-12	203-5-37
Passes Attempted-Completed-Intercepted	26-14-0	30-21-1
Punts/Number-Average	6-36.0	6-45.2
Penalties/Number-Yards	5-50	4-25
Fumbles/Number-Lost	3-2	3-0

INDIVIDUAL STATISTICS

RUSHING - Miami: Humphrey 8-46, Higgs 8-22, Marino 3-15.
 N.Y. Jets: Baxter 20-103, McNeil 11-37, Chaffey 2-15, O'Brien 6-5.
PASSING - Miami: Marino 26-14-0, 205 yards, 2 TDs.
 N.Y. Jets: O'Brien 29-21-1, 240 yards, 3 TDs; Carpenter 1-0-0, 0 yards, 0 TDs.
RECEIVING - Miami: Jackson 4-74, Duper 4-74, Clayton 3-49, Martin 1-12, Humphrey 1-9, Higgs 1-7.
 N.Y. Jets: Toon 5-73, Mitchell 4-78, McNeil 4-28, Burkett 3-55, Moore 2-25, Mathis 1-12, Boyer 1-5, Baxter 1-4.
INTERCEPTIONS - Miami: Jackson 1-23.
 N.Y. Jets: None.
SACKS - Miami: Cox 2, Cross 1, Griggs 1, Coleman 1.
 N.Y. Jets: Mersereau 1, Washington 1.

GAME 9

DOLPHINS 28, INDIANAPOLIS 0
 November 8, 1992

Hoosier Dome
 Indianapolis, IN

Running back Mark Higgs gained 148 yards of total offense (107 rushing and 41 receiving) and the Dolphin defense recorded a shutout to lead Miami to a 28-0 win over the Indianapolis Colts before a crowd of 59,892 at the Hoosier Dome. Miami's shutout was the first by the team since October 11, 1987, when the Dolphins posted a 42-0 win over the Kansas City Chiefs in a replacement contest at Joe Robbie Stadium. In addition, it was the first Dolphin shutout in a non-replacement game since December 22, 1985, in a 28-0 win over the Buffalo Bills in the Orange Bowl and the first road shutout since September 4, 1983, in a 12-0 win at the Buffalo Bills at Rich Stadium. Miami dominated every major statistical category of the game by leading in total first downs (28 to 11), total net yards (453 to 193), net yards rushing (212 to 68), net yards passing (241 to 125), third down efficiency (7/12 for 58 percent to 4/11 for 36 percent) and time of possession (38:26 to 21:34). In addition, the Dolphin defense recorded four takeaways (two interceptions and a pair of fumble recoveries) and held the Colts' ten possessions to end in five punts, two interceptions, two fumbles lost and once on downs. On offense, Higgs and Bobby Humphrey (ten carries for 56 yards) led the ground game as Miami recorded 212 rushing yards. It marked the first time that the Dolphins have recorded a 200-yard rushing game since a 206-yard rushing performance on October 28, 1990, at the Indianapolis Colts. In addition, Miami's 212 rushing yards was the most by the team since a 236-yard ground effort on October 21, 1984, at the New England Patriots. In the game, the Dolphins opened the scoring and took a 7-0 lead on the game's first possession as Dan Marino threw a two-yard scoring pass to tight end Keith Jackson. Miami increased its lead to 14-0 later in the quarter as Higgs scored on a three-yard run. The Dolphins closed the first half scoring at 21-0 with just :50 seconds left in the second quarter as Marino threw his second touchdown pass of the game with a three-yard score to wide receiver Fred Banks. Miami closed the scoring in the fourth quarter as fullback Tony Paige scored on a one-yard run to increase the score to 28-0. Humphrey was the workhorse on the 13-play, 90-yard scoring drive as he rushed four times for 41 yards and caught two passes for 32 yards.

	MIAMI	14	7	0	7	-	28
INDIANAPOLIS	0	0	0	0	0	-	0

M - K. Jackson, 2 pass from Marino (Stoyanovich kick) 10/69 1- 6:03
 M - Higgs, 3 run (Stoyanovich kick) 4/56 1-12:41
 M - Banks, 3 pass from Marino (Stoyanovich kick) 12/72 2-14:10
 M - Paige, 1 run (Stoyanovich kick) 13/90 4- 7:54

ATT. - 59,892

	Miami	Indianapolis
First Downs/Total-Rush.-Pass.-Pen.	28-16-12-0	11-4-7-0
Total Yards-Plays-Average	453-69-6.6	193-52-3.7
Rushes-Yards-Average	40-212-5.3	19-68-3.6
Net Yards Passing-Times Thrown-Yards Lost	241-1-4	125-2-13
Passes Attempted-Completed-Intercepted	28-22-0	31-17-2
Punts/Number-Average	3-34.3	5-43.2
Penalties/Number-Yards	4-30	4-40
Fumbles/Number-Lost	1-1	2-2

INDIVIDUAL STATISTICS

RUSHING - Miami: Higgs 20-107, Humphrey 10-56, Parmalee 6-38, Marino 1-12, Paige 1-1, Mitchell 2-(-2).
 Indianapolis: Johnson 11-37, George 2-18, Brooks 1-8, Culver 3-4, Clark 2-1.
PASSING - Miami: Marino 28-22-0, 245 yards, 2 TDs; Mitchell 0-0-0, 0 yards, 0 TDs.
 Indianapolis: George 26-15-2, 113 yards, 0 TDs; Stark 1-1-0, 17 yards, 0 TDs; Trudeau 4-1-0, 8 yards, 0 TDs.
RECEIVING - Miami: Jackson 6-69, Humphrey 4-45, Higgs 4-41, Paige 3-20, Clayton 2-16, Banks 2-12, Duper 1-42.
 Indianapolis: Langhorne 4-47, Cash 4-24, Johnson 4-17, Brooks 3-21, Prior 1-17, Hester 1-12.
INTERCEPTIONS - Miami: Vincent 1-32, Jackson 1-10.
 Indianapolis: None.
SACKS - Miami: Cross 2.
 Indianapolis: Banks 1.

GAME 10

BUFFALO 26, DOLPHINS 20
 November 16, 1992

Joe Robbie Stadium
 Miami, FL

Buffalo running back Kenneth Davis scored two touchdowns and the Bills' defense sacked Miami's Dan Marino a total of four times to lead Buffalo to a 26-20 win over the Dolphins before a sold-out crowd of 70,629 at Joe Robbie Stadium and a national television audience on Monday Night Football. At the time, the attendance was the second-largest to ever witness a Dolphin game at JRS. In the contest, Marino completed 22 of 33 passes for 321 yards with two touchdowns and one interception. Marino opened the game by hitting on his first 11 pass attempts and coupled with his list last four completions of the previous game at the Indianapolis Colts (November 9), Marino completed a team-record 15 consecutive passes. The completion streak smashed Marino's previous career high of 12 consecutive completions which was accomplished between games against Atlanta (last completion) on November 20, 1986, and at New Orleans (first 11 completions) on December 7, 1986, and also broke Earl Morrall's team record of 13 straight pass completions in a game against New England on December 1, 1975. The Dolphins opened the scoring on their first possession as the team drove on a 12-play, 75-yard drive in 7:51 which was capped by a one-yard scoring toss from Marino to tight end Greg Baty. The Bills came back on their next possession to narrow the score to 7-3 as kicker Steve Christie booted a 26-yard field goal. Miami increased its lead to 14-3 early in the second quarter as Marino threw a 19-yard strike to Mark Clayton. The Bills scored the next ten points of the game to close the score to 14-13 on a 54-yard field goal by Christie and a five-yard touchdown run by Kenneth Davis. Miami rebounded to take a 17-13 halftime lead as Pete Stoyanovich booted a 21-yard field goal. The Bills dominated the third quarter as the team turned two Miami turnovers into a 13-0 advantage in the quarter and a 26-17 lead in the game as the third period ended. Buffalo took the lead for the first time in the game at 20-17 as Davis scored his second touchdown of the game with a one-yard run and increased their lead on Christie's field goals from 23 and 19 yards. Miami closed the scoring later in the period with a 50-yard field goal by Stoyanovich.

	BUFFALO	3	10	13	0	-	26
MIAMI	7	10	0	3	-	-	20

M - Baty, 1 pass from Marino (Stoyanovich kick) 12/75 1- 7:37
 B - FG Christie 26 10/71 1-12:54
 M - Clayton, 19 pass from Marino (Stoyanovich kick) 7/66 2- 2:30
 B - FG Christie 54 9/40 2- 5:49
 B - Davis, 5 run (Christie kick) 11/83 2-11:40
 M - FG Stoyanovich 21 8/76 2-14:18
 B - Davis, 1 run (Christie kick) 8/46 3- 5:44
 B - FG Christie 23 10/51 3-11:43
 B - FG Christie 19 5/16 3-14:49
 M - FG Stoyanovich 50 7/34 4-11:54

ATT. - 70,629

	Buffalo	Miami
First Downs/Total-Rush.-Pass.-Pen.	26-10-11-5	20-4-16-0
Total Yards-Plays-Average	323-68-4.8	350-56-6.3
Rushes-Yards-Average	36-111-3.1	19-64-3.4
Net Yards Passing-Times Thrown-Yards Lost	212-0-0	286-4-35
Passes Attempted-Completed-Intercepted	32-19-0	33-22-1
Punts/Number-Average	2-51.0	2-46.0
Penalties/Number-Yards	5-25	10-99
Fumbles/Number-Lost	0-0	1-1

INDIVIDUAL STATISTICS

RUSHING - Miami: Higgs 12-34, Humphrey 7-30.
 Buffalo: Thomas 22-73, Davis 9-27, Reed 1-9, Gardner 2-4, Kelly 2-(-2).
PASSING - Miami: Marino 33-22-1, 321 yards, 2 TDs.
 Buffalo: Kelly 32-19-0, 212 yards, 0 TDs.
RECEIVING - Miami: Duper 5-100, Clayton 5-98, Jackson 5-36, Humphrey 3-43, Paige 2-22, Higgs 1-21, Baly 1-1.
 Buffalo: Thomas 6-66, Reed 3-38, Beebe 3-37, Lofton 3-37, McKeller 2-11, Metzelaars 1-15, Gardner 1-8.
INTERCEPTIONS - Miami: None.
 Buffalo: Jones 1-22.
SACKS - Miami: None.
 Buffalo: Patton 1, Talley 1, Smith 1, Wright 1.

GAME 11

DOLPHINS 19, HOUSTON 16
 November 22, 1992

Joe Robbie Stadium
 Miami, FL

Miami kicker Pete Stoyanovich booted a dramatic 52-yard field goal with just two seconds remaining in regulation to lead the Miami Dolphins to a 19-16 win over the Houston Oilers before a crowd of 63,597 at Joe Robbie Stadium. With the win, Miami quarterback Dan Marino recorded the 22nd fourth-quarter comeback of his NFL career. In the final period, Marino completed eight of 14 passes for 86 yards with no touchdowns or interceptions as the Dolphins rebounded from a 16-13 deficit to a 19-16 win as Stoyanovich's 52-yard field goal cleared the crossbar with just two seconds left in regulation. After the Dolphins stopped Houston on three downs to open the game, Miami punt returner Tony Martin muffed the punt return and the Oilers' Eddie Robinson recovered the ball on the Dolphins' 39-yard line. Following the fumble recovery, Houston opened the scoring nine plays and 32 yards later as Al Del Greco's 24-yard field goal gave the Oilers a 3-0 lead. Houston increased its lead to 10-0 later in the period as quarterback Cody Carlson threw a five-yard touchdown pass to Haywood Jeffires. Miami rebounded in the second quarter as cornerback Troy Vincent intercepted a Carlson pass and returned the ball to the Oilers' 18 to set up a 38-yard field goal by Stoyanovich to close the score to 10-3. Houston increased its lead to 13-3 on its next possession as Del Greco booted a 41-yard field goal. However, the Dolphins scored the final points of the first half as Marino connected with a wide open Fred Banks on a 39-yard touchdown pass to close the score to 13-10 at the half. Miami tied the yard field goal to cap a 12-play, 57-yard drive. The Oilers rebounded on their next possession to take a 16-13 advantage on Del Greco's 23-yard field goal to lead 16-13 at the end of the third quarter. Miami tied the score at 16-16 early in the final period as Stoyanovich booted a 29-yard field goal. The teams traded possessions until the Oilers received the ball on their own 36-yard line with 4:17 remaining in regulation. Houston drove from their 36-yard line to Miami's 23 where Del Greco's 41-yard field goal attempt with 1:54 remaining went wide to the right. Following the missed field goal attempt, Miami received the ball on their own 23-yard line with just 1:49 left in regulation. Marino completed all five of his pass attempts for 38 yards to drive the Dolphins to the Oilers' 35-yard line where Stoyanovich converted his game-winning field goal.

	HOUSTON	10	3	3	0	-	16
MIAMI	0	10	3	6	-	19	

H - FG Del Greco 24	9/32	1- 6:53
H - Jeffires, 5 pass from Carlson (Del Greco kick)	9/69	1-13:32
M - FG Stoyanovich 38	4/3	2- 4:47
H - FG Del Greco 41	10/52	2-11:51
M - Banks, 39 pass from Marino (Stoyanovich kick)	9/80	2-13:52
M - FG Stoyanovich 40	12/57	3- 4:44
H - FG Del Greco 23	10/66	3-12:31
M - FG Stoyanovich 29	13/68	4- 3:35
M - FG Stoyanovich 52	7/42	4-14:58

ATT. - 63,597

296

	Houston	Miami
First Downs/Total-Rush.-Pass.-Pen.	16-4-12-0	19-5-12-2
Total Yards-Plays-Average	297-62-4.8	293-61-4.8
Rushes-Yards-Average	24-96-4.0	17-72-4.2
Net Yards Passing-Times Thrown-Yards Lost	201-3-27	221-4-16
Passes Attempted-Completed-Intercepted	35-22-2	40-19-1
Punts/Number-Average	4-25.0	4-49.8
Penalties/Number-Yards	5-25	6-46
Fumbles/Number-Lost	4-1	3-1

INDIVIDUAL STATISTICS

RUSHING - Miami: Higgs 10-35, Humphrey 6-33, Marino 1-4.
 Houston: White 18-69, Carlson 3-18, Harris 1-8, Givins 1-1, Montgomery 1-0.
PASSING - Miami: Marino 40-19-1, 237 yards, 1 TD.
 Houston: Carlson 35-22-2, 228 yards, 1 TD.
RECEIVING - Miami: Clayton 5-44, Banks 4-85, Jackson 4-44, Humphrey 4-36, Martin 2-28.
 Houston: White 5-64, Jeffires 5-42, Duncan 5-39, Harris 4-59, Givins 2-16, Slaughter 1-8.
INTERCEPTIONS - Miami: Vincent 1-15, Alexander 1-0.
 Houston: Dishman 1-17.
SACKS - Miami: Hobbey 2, Cross 1.
 Houston: Jones 2, Childress 1, Fuller 1.

GAME 12

NEW ORLEANS 24, DOLPHINS 13
 November 29, 1992

Superdome
 New Orleans, LA

The Saints' defense scored a pair of touchdowns and recorded five quarterback sacks to lead New Orleans to a 24-13 win over the Miami Dolphins before a crowd of 68,591 at the Superdome. The Saints scored defensive touchdowns on a 28-yard fumble return by nose tackle Robert Goff and a 34-yard interception return by cornerback Vince Buck. In addition, Miami quarterback Dan Marino was sacked a career-high five times by New Orleans' defense. Marino's previous high for times sacked in a game was four which was accomplished on six occasions. New Orleans opened the scoring late in the first quarter as the team capped a seven-play, 62-yard drive as running back Dalton Hilliard ran for a one-yard touchdown. Miami tied the score at 7-7 in the second quarter as Marino threw a one-year touchdown pass to wide receiver Mark Duper. The touchdown was the 58th score of Duper's career and he moved past Larry Csonka (57 career touchdowns) for third place on Miami's all-time scoring list. The key play in the drive was a one-yard run by Mark Higgs on a fourth-and-one play from the Saints' 41-yard line to maintain possession. Miami had a chance to take the lead just before halftime but kicker Pete Stoyanovich's 55-yard field goal attempt fell short of the goalpost and the half ended with the score tied at 7-7. The Dolphins took the lead at 10-7 early in the third quarter as Stoyanovich booted a 48-yard field goal. The drive was set-up when Miami cornerback Kerry Glenn forced a fumble by the Saints' Patrick Newman on a punt return which was recovered by tight end Greg Baty on the New Orleans' 31-yard line. The Saints tied the score at 10-10 on their next possession as Morten Anderson booted a 26-yard field goal. The Saints took a 17-10 lead later in the period as linebacker Pat Swilling sacked Marino and forced a fumble which was returned for a 28-yard touchdown by Goff. It was the first time that a Marino fumble off a sack was returned for a touchdown since Buffalo's Cornelius Bennett sacked Marino and scored on a fumble return on November 18, 1991. The Dolphins opened the fourth quarter scoring and cut the deficit to 17-13 as Stoyanovich booted a 34-yard field goal. However, the Saints came right back to score the final points of the game as Buck returned a Marino interception for a 34-yard touchdown and a 24-13 lead.

	MIAMI	0	7	3	3	-	13
NEW ORLEANS	7	0	10	7	-	24	

NO - Hilliard, 1 run (Anderson kick)	7/62	1-13:03
M - Duper, 2 pass from Marino (Stoyanovich kick)	12/80	2-10:11
M - FG Stoyanovich 48	4/1	3- 3:28
NO - FG Anderson 26	12/68	3-10:55
NO - Goff, 28 fumble return (Anderson kick)		3-12:29
M - FG Stoyanovich 34	4/8	4- :57
NO - Buck, 34 interception return (Anderson kick)		4- 5:05

ATT. - 68,591

	Miami	New Orleans
First Downs/Total-Rush.-Pass.-Pen.	17-4-12-1	15-10-5-1
Total Yards-Plays-Average	281-66-4.3	252-55-4.6
Rushes-Yards-Average	18-58-3.2	32-127-4.0

297

Net Yards Passing-Times Thrown-Yards Lost	223-5-36	125-1-10
Passes Attempted-Completed-Intercepted	43-26-1	22-11-0
Punts/Number-Average	4-46.5	6-44.0
Penalties/Number-Yards	2-15	2-15
Fumbles/Number-Lost	4-2	1-1

INDIVIDUAL STATISTICS

RUSHING - Miami: Higgs 15-46, Humphrey 2-13, Paige 1-(-1).
 New Orleans: Heyward 12-58, McAfee 10-43, Hebert 3-18, Hilliard 5-15,
 Early 1-(-2), Barnhardt 1-(-5).

PASSING - Miami: Marino 42-26-1, 259 yards, 1 TD; Martin 1-0-0, 0 yards, 0 TDs.
 New Orleans: Hebert 22-11-0, 135 yards, 0 TDs.

RECEIVING - Miami: Duper 7-75, Humphrey 6-40, Clayton 4-29, Banks 3-48,
 Martin 3-39, Paige 2-16, Higgs 1-12.
 New Orleans: Martin 4-52, Hilliard 3-16, Early 1-32, Brenner 1-19, Carroll
 1-11, Heyward 1-5.

INTERCEPTIONS - Miami: None.
 New Orleans: Buck 1-34.

SACKS - Miami: Cox 1.

New Orleans: Martin 2, Swilling 1, Wilks 1, Turnbull 1.

GAME 13

SAN FRANCISCO 27, DOLPHINS 3
 December 6, 1992

Candlestick Park
 San Francisco, CA

San Francisco wide receiver Jerry Rice set the NFL record for career touchdown receptions as he helped lead the 49ers to a 27-3 win over the Miami Dolphins before a crowd of 58,474 at Candlestick Park. The game marked the first time that Miami was held without a touchdown since the team dropped a 20-3 decision at the New York Giants on September 23, 1990. In the contest, Rice set an NFL record as he scored on the 101st touchdown catch of his NFL career. Rice entered the game with 100 career touchdowns and was tied with Hall of Fame wide receiver Steve Largent for the NFL record. Following a scoreless first quarter, San Francisco took a 6-0 lead early in the second period as quarterback Steve Young threw a 27-yard touchdown pass to a diving Tom Rathman. The extra point attempt was blocked by Jeff Cross. The 49ers increased their lead to 13-0 later in the period. Following a fumble by Miami tight end Keith Jackson on San Francisco's 42-yard line, the Niners capitalized as Rathman scored on a one-yard run. Miami closed the score to 13-3 on their first possession of the third quarter as Pete Stoyanovich booted a 32-yard field goal. On the ensuing kickoff, San Francisco's Marc Logan returned the ball 82 yards to Miami's eight-yard line which set-up a one-yard run by Amp Lee to increase the lead to 20-3. Miami had a chance to score later in the period as the team drove down to the 49ers' seven-yard line, however Dan Marino's pass attempt on fourth-and-one fell incomplete. San Francisco closed the scoring at 27-3 in the fourth quarter as Rice caught his record-setting touchdown on a 12-yard pass from Young.

MIAMI	0	0	3	0	-	3
SAN FRANCISCO	0	13	7	7	-	27

SF - Rathman, 27 pass from Young (kick blocked)	10/90	2- 3:58
SF - Rathman, 1 run (Cofer kick)	11/58	2-12:03
M - FG Stoyanovich 32	11/66	3- 5:16
SF - Lee, 1 run (Cofer kick)	4/8	3- 7:45
SF - Rice, 22 pass from Young (Cofer kick)	12/92	4- 6:04

ATT. - 58,474

	Miami	San Francisco
First Downs/Total-Rush.-Pass.-Pen.	15-4-9-2	20-8-12-0
Total Yards-Plays-Average	239-52-4.6	356-62-5.7
Rushes-Yards-Average	15-40-2.7	34-136-4.0
Net Yards Passing-Times Thrown-Yards Lost	199-1-7	220-0-0
Passes Attempted-Completed-Intercepted	36-20-0	28-19-1
Punts/Number-Average	6-38.5	2-27.0
Penalties/Number-Yards	5-25	7-55
Fumbles/Number-Lost	2-1	0-0

INDIVIDUAL STATISTICS

RUSHING - Miami: Humphrey 8-21, Higgs 6-11, Mitchell 1-8.
 San Francisco: Lee 16-58, Young 4-20, Bono 2-18, Rathman 5-14, Rice 1-10, Carter 5-9, Logan 2-7.

PASSING - Miami: Marino 31-19-0, 192 yards, 0 TDs; Mitchell 5-1-0, 14 yards, 0 TDs.
 San Francisco: Young 27-19-1, 220 yards, 2 TDs; Bono 1-0-0, 0 yards, 0 TDs.

298

RECEIVING - Miami: Jackson 7-63, Humphrey 4-42, Martin 3-32, Duper 2-39, Paige 2-8, Saxon 1-14, Clayton 1-8.

San Francisco: Rice 7-79, Lee 4-22, Taylor 2-32, Jones 2-26, Sherrard 2-25, Rathman 1-27, Williams 1-9.

INTERCEPTIONS - Miami: Brown 1-0.

San Francisco: None.

SACKS - Miami: None.
 San Francisco: Harris 1.

GAME 14

DOLPHINS 20, L.A. RAIDERS 7
 December 14, 1992

Joe Robbie Stadium
 Miami, FL

Linebacker Bryan Cox had a pair of sacks and cornerback J.B. Brown returned an interception for a touchdown as the Dolphin defense held the Los Angeles Raiders to a total of 151 net yards in Miami's 20-7 win before a crowd of 67,098 and a national, prime-time television audience on Monday Night Football at Joe Robbie Stadium. Miami reversed history in the contest as the team posted its first win over the Raiders in a game played in Miami since a 23-6 triumph on December 10, 1978, in the Orange Bowl. The win also improved the Dolphins' record to 1-4 against Los Angeles on MNF. Miami dominated every major statistical category in the contest by leading in total first downs (20 to 9), total net yards (360 to 151), rushing yards (132 to 73), and net passing yards (228 to 78). In addition, the Dolphin defense recorded three sacks, three forced fumbles, one fumble recovery and also returned an interception for a touchdown. In fact, the Raiders' only touchdown of the game was scored on an interception return. Following a scoreless first quarter, Miami took a 3-0 lead as the team drove 49 yards in 13 plays and scored on Pete Stoyanovich's 26-yard field goal. The Dolphins increased their lead to 10-0 on the next series as J.B. Brown intercepted a Jay Schroeder aerial and returned the ball for a 35-yard touchdown. It was the first touchdown of Brown's career and marked the third time during the 1992 season that a Dolphin defensive back has returned an interception for a touchdown. Miami's three touchdowns off interception returns was the most by the team since 1983 when the Dolphins also scored three touchdowns off interceptions and trails only the team-record four interception returns for touchdowns posted by the team in 1966. The half ended with Miami holding a 10-0 lead. Miami scored the only points of the third period and took a 17-0 lead as Dan Marino connected with Mark Duper on a 62-yard touchdown bomb. The score was the longest passing play by Miami since a 64-yard scoring pass from Marino to Duper against the Buffalo Bills in the AFC Divisional Playoffs on January 12, 1991. The Raiders closed the score to 17-7 early in the fourth period as the Raiders' Eddie Anderson intercepted a Marino pass in the endzone and raced 102 yards for a touchdown. The interception return tied for the third-longest in NFL history and was the longest interception return against Miami. The Dolphins closed the scoring later in the quarter as Stoyanovich booted a 25-yard field goal.

L.A. RAIDERS	0	0	0	7	-	7
MIAMI	0	10	7	3	-	20

M - Duper, 43 pass from Marino (Stoyanovich kick)	9/80	1- 3:50
M - FG Stoyanovich 26	13/49	2-10:07
M - Brown, 35 interception return (Stoyanovich kick)		2-10:27
M - Duper, 62 pass from Marino (Stoyanovich kick)	3/74	3-10:20
LA - Anderson, 102 interception return (Jaeger kick)		4- 3:09
M - FG Stoyanovich 25	11/72	4-10:06

ATT. - 67,098

	L.A. Raiders	Miami
First Downs/Total-Rush.-Pass.-Pen.	9-4-5-0	20-9-8-3
Total Yards-Plays-Average	151-50-3.0	360-64-5.6
Rushes-Yards-Average	17-73-4.3	37-132-3.6
Net Yards Passing-Times Thrown-Yards Lost	78-3-33	228-1-6
Passes Attempted-Completed-Intercepted	30-13-1	26-16-1
Punts/Number-Average	6-41.2	5-47.6
Penalties/Number-Yards	8-54	5-25
Fumbles/Number-Lost	3-1	1-0

INDIVIDUAL STATISTICS

RUSHING - Miami: Higgs 26-94, Humphrey 8-33, Marino 3-5.
 L.A. Raiders: Schroeder 3-28, Dickerson 11-25, Evans 1-16, Smith 1-2, Allen 1-2.

PASSING - Miami: Marino 26-16-1, 234 yards, 1 TD.
 L.A. Raiders: Schroeder 24-10-1, 93 yards, 0 TDs; Evans 6-3-0, 18 yards, 0 TDs.

RECEIVING - Miami: Clayton 5-69, Martin 3-28, Jackson 2-38, Paige 2-16,

299

Saxon 2-15, Duper 1-62, Higgs 1-6.
 L.A. Raiders: Brown 3-33, Allen 3-23, Gault 2-24, Smith 2-4, Dickerson 1-14, McCallum 1-7, Horton 1-6.
INTERCEPTIONS - Miami: Brown 1-35.
 L.A. Raiders: Anderson 1-102.
SACKS - Miami: Cox 2, Coleman 1.
 L.A. Raiders: McGlockton 1.

GAME 15

DOLPHINS 19, N.Y. JETS 17
 December 20, 1992

Joe Robbie Stadium
 Miami, FL

Pete Stoyanovich booted a 37-yard field goal with just seven seconds remaining in regulation as Miami clinched a playoff berth with a 19-17 come-from-behind win over the New York Jets before a crowd of 68,275 at Joe Robbie Stadium. It was the eighth time in his career that Stoyanovich won a game in the fourth quarter or overtime or tied a contest in the final period that the Dolphins would later win in overtime. In addition, the game also marked the 23rd time in his NFL career that Dolphin quarterback Dan Marino has helped bring his team back from a fourth quarter deficit, including his fifth such game of the 1992 season. In the final period, he completed five of 10 passes for 104 yards with one touchdown and no interceptions. Miami scored the only points of the first half and took a 7-0 lead midway through the first quarter as Marino threw a 39-yard touchdown pass to Mark Clayton on a fourth-and-two play. The Jets tied the score at 7-7 and then took a 14-7 lead in the third quarter by scoring twice within 16 seconds. First, New York tied the score at 7-7 on a 48-yard touchdown pass from Browning Nagle to wide receiver Rob Moore. The Jets increased their lead to 14-7 as linebacker Bobby Houston intercepted a Marino aerial and returned the ball 20 yards for a touchdown. Miami closed the score to 14-10 early in the fourth quarter as Pete Stoyanovich booted a 31-yard field goal. The Jets increased their lead to 17-10 as the team marched 47 yards in 12 plays and capped the drive with a 35-yard field goal by Cary Blanchard. Miami received the ball back following the field goal with just 4:16 remaining and on their own 20-yard line. The Dolphins drove to their own 45-yard line where the team faced a fourth-and-two situation. Marino converted the fourth down into six points as he hit wide receiver Tony Martin on a slant pattern and Martin ran 55 yards for the touchdown to close the score to 17-16. Miami had a chance to tie the game, however Stoyanovich missed the extra point by hooking the ball wide to the right. Following the touchdown, the Jets received the ball on their own 14-yard line with 2:30 left in regulation. Miami's defense held New York to just two yards on three carries and forced the Jets to punt. New York's Louis Aguiar had a 29-yard punt and the Dolphins received the ball with just 1:05 left in the contest on New York's 45-yard line. Marino hit on two of three passes for 28 yards to drive Miami down to the Jets' 19-yard line and Stoyanovich booted the 37-yarder to win the game.

N.Y. JETS	0	0	14	3	-	17
MIAMI	7	0	0	12	-	19

M - Clayton, 39 pass from Marino (Stoyanovich kick)	6/83	1- 8:21
NY - Moore, 48 pass from Nagle (Blanchard kick)	4/75	3-14:19
NY - Houston, 20 interception return (Blanchard kick)		3-14:35
M - FG Stoyanovich 31	8/58	4- 2:22
NY - FG Blanchard 35	12/47	4-11:44
M - Martin, 55 pass from Marino (kick wide)	6/80	4-12:30
M - FG Stoyanovich 37	6/26	4-14:53

ATT. - 68,275

	N.Y. Jets	Miami
First Downs/Total-Rush.-Pass.-Pen.	12-4-5-3	14-5-7-2
Total Yards-Plays-Average	270-51-5.3	294-55-5.3
Rushes-Yards-Average	30-112-3.7	24-91-3.8
Net Yards Passing-Times Thrown-Yards Lost	158-3-18	203-1-3
Passes Attempted-Completed-Intercepted	18-12-3	30-15-2
Punts/Number-Average	5-33.2	5-41.4
Penalties/Number-Yards	9-87	8-65
Fumbles/Number-Lost	2-0	2-1

INDIVIDUAL STATISTICS

RUSHING - Miami: Higgs 17-80, Humphrey 6-11, Marino 1-0.
 N.Y. Jets: Graham 11-24, Brown 10-23, Moore 1-21, Nagle 3-20, Baxter 4-15, Mathis 1-9.
PASSING - Miami: Marino 30-15-2, 206 yards, 2 TDs.
 N.Y. Jets: Nagle 18-12-2, 176 yards, 1 TD.
RECEIVING - Miami: Paige 4-31, Banks 3-35, Jackson 3-24, Martin 1-55,

300

Clayton 1-39, Duper 1-17, Humphrey 1-4, Higgs 1-1.
 N.Y. Jets: Burkett 3-18, Moore 2-67, McNeil 2-43, Boyer 2-30, Mitchell 2-20, Brown 1-(-2).
INTERCEPTIONS - Miami: Oliver 2-30.
 N.Y. Jets: Hasty 1-18, Houston 1-20
SACKS - Miami: Cox 1, Cross 1, Braggs 1.
 N.Y. Jets: Washington 1.

GAME 16

DOLPHINS 16, NEW ENGLAND 13 (OT)
 December 27, 1992

Foxboro Stadium
 Foxboro, MA

Bobby Humphrey scored on a one-yard touchdown with 2:53 remaining in regulation and Pete Stoyanovich booted a 35-yard field goal in overtime to lead the Miami Dolphins to a 16-13 win over the New England Patriots in the regular season finale before a crowd of 34,726 at Foxboro Stadium. Miami closed the regular season with an 11-5 record and coupled with Buffalo's 27-3 loss at Houston later in the day, the Dolphins won their first AFC East title since 1985. The win increased Miami's record to 8-11-1 in overtime contests, including a mark of 4-5 on the road. The Dolphins upped their record to 3-0 in overtime against the Patriots. The game was played in 23-degree weather which was tied for the third coldest game in team history and the team improved to 2-4 in games in which the temperature was 23 degrees or colder. Miami opened the scoring early in the contest and took a 3-0 lead as New England running back Jon Vaughn fumbled on the first play of the game and Jarvis Williams recovered the ball on the Patriots' 18-yard line. Miami converted the takeaway into three points as Stoyanovich booted a 38-yard field goal. New England rebounded to take a 7-3 later in the period as Sam Gash scored on a one-yard run. The Patriots scored the only points of the second quarter and took a 13-3 lead at halftime as Charlie Baumann hit on a pair of field goals from 25 and 29 yards. The Dolphins scored the only points of the third quarter on Stoyanovich's 23-yard field goal early in the period to cut the lead to 13-6. Miami tied the game at 13-13 with just 2:53 remaining in regulation as Humphrey capped a nine-play, 75-yard drive with a one-yard run. The key play in the drive was an 11-yard completion from Marino to Tony Martin on a third-and-eight play from New England's 38-yard line. On New England's last play in regulation, QB Jeff Carlson's pass attempt fell incomplete in the endzone and the game went to overtime. New England won the overtime coin toss and elected to receive. The Dolphins forced the Patriots to punt. Miami received the ball on their own 35-yard line and drove to the Patriots' 18-yard line for Stoyanovich's game winning kick. The key players in the drive were Marino, who completed all three of his pass attempts for 33 yards, and Humphrey, who touched the ball six of the nine plays in the winning drive with five rushes for 19 yards and one catch for 12 yards.

MIAMI	3	0	3	7	3	-	16
NEW ENGLAND	7	6	0	0	0	-	13

M - FG Stoyanovich 38	4/3	1- 1:12
NE - Gash, 1 run (Baumann kick)	9/64	1-13:25
NE - FG Baumann 25	7/34	2- 1:39
NE - FG Baumann 29	10/59	2-13:03
M - FG Stoyanovich 23	12/64	3- 6:18
M - Humphrey, 1 run (Stoyanovich kick)	9/75	4-12:07
M - FG Stoyanovich 35	9/47	OT- 8:07

ATT. - 34,726

	Miami	New England
First Downs/Total-Rush.-Pass.-Pen.	21-7-12-2	17-10-6-1
Total Yards-Plays-Average	330-70-4.7	279-68-4.1
Rushes-Yards-Average	30-114-3.8	44-177-4.0
Net Yards Passing-Times Thrown-Yards Lost	216-1-1	102-2-14
Passes Attempted-Completed-Intercepted	39-21-1	22-8-0
Punts/Number-Average	5-26.8	6-34.2
Penalties/Number-Yards	4-35	4-41
Fumbles/Number-Lost	2-1	2-2

INDIVIDUAL STATISTICS

RUSHING - Miami: Humphrey 20-88, Higgs 9-23, Marino 1-3.
 New England: Lockwood 30-123, Stephens 6-39, Carlson 4-11, McMurtry 1-2, Gash 2-2, Vaughn 1-0.
PASSING - Miami: Marino 39-21-1, 217 yards, 0 TDs.
 New England: Carlson 21-8-0, 116 yards, 0 TDs; McMurtry 1-0-0, 0 yards, 0 TDs.
RECEIVING - Miami: Humphrey 7-51, Duper 4-38, Clayton 3-44, Jackson 3-43, Paige 3-30, Martin 1-11.
 New England: Timpson 3-22, Fryar 2-34, McMurtry 1-33, Coates 1-16,

301

Cook 1-11.
INTERCEPTIONS - Miami: None.
 New England: Hurst 1-2.
SACKS - Miami: Hollier 1, Webster 0.5, Klingbeil 0.5
 New England: Tippett 1.

THE ORANGE BOWL

The 1986 season marked the end of an era for the Miami Dolphins as the team played its final season in the Orange Bowl. In 21 years, the Dolphins posted a 110-38-3 (.738) regular-season record.

In the playoffs, Miami was 10-4 at the 75,206-seat Orange Bowl, giving the team a 120-43-3 (.736) mark at the OB in all games.

Miami played in the Orange Bowl from the team's initial season in 1966 through the 1986 campaign. From 1966 to 1969, the Orange Bowl had a grass playing field. The playing surface was changed to Poly-Turf in 1970, was replaced in 1972 and finally removed in March, 1976, so that Prescription Athletic Turf could be installed.

The Orange Bowl has been the site of many great sporting events, including five Super Bowls, the annual Orange Bowl Classic and championship boxing matches.

DOLPHINS 13-0 VS. 2 CLUBS

The Miami Dolphins have built a perfect 13-0 regular-season record against two clubs in the National Football League through the 1992 season.

Those teams which never have beaten Miami are Green Bay (0-7), and Phoenix (0-6).

Eight other NFL teams have beaten Miami only once in the regular season. Those teams are Atlanta (1-5), Chicago (1-5), Dallas (1-5), L.A. Rams (1-5), Minnesota (1-4), New York Giants (1-1), Seattle (1-4), and Tampa Bay (1-4). The Dolphins are scheduled to play the Cowboys and Giants in 1993.

Miami set an NFL record with 20 consecutive wins over Buffalo from 1970 through 1979.

1992 ROSTER MOVES

(Daily transactions from the first day of training camp, July 10, through the last day of the regular season, December 27, plus playoff and off-season moves)

- 7/10 - Signed FB Kameno Bell, TE Milton Biggins, LB Roosevelt Collins, LB Dwight Hollier, WR Lee Miles, LB Andre Powell, CB Tony Tellington, FB Raoul Spears, DE Larry Webster and WR Walter Wilson. Waived QB Chris Gray and NT Horacio Moronta.
- 7/13 - Signed DE Eddie Blake and S Fred Marion.
- 7/14 - Signed RB Mark Higgs. Waived WR Rodney Blackshear, DE Henry Brinson, WR Harry Brown, RB Tony Citizen, RB Leodis Flowers and G Curtis Rose.
- 7/16 - Signed CB Kerry Glenn, TE Dave Moore, G/C Bert Weidner and RB Keith Woodside. Waived G Nick Ekonomou, RB Chris Kouri and NT Joe Ostaszewski.
- 7/17 - Signed Head Coach Don Shula to a two-year contract extension.
- 7/18 - Signed T Christopher Perez. Waived FB Kevin Hart, LB Kirk Carruthers, WR Ted Long and RB Larry Ware.
- 7/19 - Signed DE Pat Swoopes.

- 7/20 - Signed DE Jeff Cross, LB Kirk Carruthers and CB Michael McGruder. Placed S Bobby Harden and DE Eddie Blake on Active/Non-Football Injury. Placed LB Ned Bolcar and G Gene Williams on Active/Physically Unable to Perform. Waived CB Tony Tellington. Waived/Injured LB Brian Jones. NT Joe Brunson and LB Brent Collins left camp.
- 7/21 - Signed NT Shawn Lee. Waived DE Mark Hall.
- 7/23 - Waived/Injured DE Tim Downing.
- 7/27 - Activated G Gene Williams off Active/Physically Unable to Perform.
- 8/1 - Signed DE Marco Coleman.
- 8/7 - Waived P Alex Waits.
- 8/8 - Signed CB Troy Vincent and CB Vestee Jackson. Waived T Tony Edwards.
- 8/16 - Waived CB Tyrone Lewis, S Fred Marion and RB Keith Woodside.
- 8/19 - Signed TE Orson Mobley.
- 8/20 - Waived/Injured TE Milton Biggins, CB Glenn Rogers and WR Walter Wilson. Waived CB Chuck Carswell, DE Martin Hochertz, G Charles Hope, C Matt Humphreys and FB Raoul Spears.
- 8/21 - Signed TE Chris Dressel. Re-called TE Milton Biggins and CB Glenn Rogers from waivers and placed on Preseason/Injured Reserve.
- 8/23 - Signed FB Tony Paige and granted two-week roster exemption by NFL.
- 8/25 - Waived FB Rick Burkhead, LB Kirk Carruthers, LB Louis Cooper, K Jim Gallery, WR Lee Miles, NT Gerald Nichols, T Christopher Perez and TE Doug Wellsandt. Waived/Injured S Tiger Greene. Moved S Bobby Harden and NT Eddie Blake from Active/Non-Football Injury to Reserve/Non-Football Injury. Moved LB Ned Bolcar from Active/Physically Unable to Perform to Reserve/Physically Unable to Perform. Roster at 60-player limit.
- 8/27 - Activated FB Tony Paige off two-week exemption. Waived/Injured LB Andre Powell.
- 8/28 - Signed LB Cliff Odum and granted two-week roster exemption by NFL.
- 8/31 - Waived WR Fred Banks, FB Kameno Bell, TE Chris Dressel, S Mike Iaquaniello, WR/RB Jim Jensen, LB E.J. Junior, NT Shawn Lee, CB Michael McGruder, TE Orson Mobley, TE Dave Moore, RB Bernie Parmalee, QB Doug Pederson, T Kevin Robbins and G Blaine Rose. Waived/Injured DE Pat Swoopes. Roster at 47-player limit.
- 9/1 - Placed QB Scott Secules on Injured Reserve. Signed WR Fred Banks. Signed DE Marty Hochertz, TE Dave Moore, RB Bernie Parmalee, QB Doug Pederson and G Blaine Rose for practice squad.
- 9/3 - Signed LB David Griggs and granted two-week roster exemption by NFL.
- 9/4 - Signed WR/RB Jim Jensen. Placed WR Mark Clayton on Injured Reserve.
- 9/7 - Waived TE Milton Biggins and CB Glenn Rogers off Preseason/Injured Reserve.
- 9/14 - Activated LB David Griggs off two-week exemption. Waived LB Roosevelt Collins.
- 9/15 - Waived LB Cliff Odum from two-week exemption.
- 9/16 - Signed LB Roosevelt Collins for practice squad. Waived TE Dave Moore off practice squad.
- 9/18 - Signed P Joe Prokop. Placed P Reggie Roby on Injured Reserve.
- 9/29 - Signed TE Keith Jackson. Waived WR/RB Jim Jensen. Moved WR Mark Clayton to practice squad from Injured Reserve. Waived DE Martin Hochertz off practice squad.
- 10/3 - Activated WR Mark Clayton off Injured Reserve. Waived WR Robert Clark.
- 10/7 - Signed CB Stephen Braggs. Placed CB Chris Green on Injured Reserve. Signed CB Chuck Carswell for practice squad. Waived QB Doug Pederson off practice squad. Moved QB Scott Secules to practice squad from Injured Reserve.
- 10/12 - Signed DE Michael Brandon for practice squad. Waived CB Chuck Carswell off practice squad.
- 10/21 - Signed DE Jeff Hunter. Activated RB Bernie Parmalee and LB Roosevelt Collins off practice squad. Waived DE/NT Alfred Oglesby. Placed RB Aaron Craver and TE Ferrell Edmunds on Injured Reserve. Signed WR Lee Miles and TE Dave Moore for practice squad.
- 10/24 - Activated TE Dave Moore off practice squad. Waived CB Stephen Braggs.
- 10/28 - Waived TE Dave Moore and re-signed for practice squad. Signed CB Stephen Braggs.
- 11/4 - Activated S Bobby Harden off Physically Unable to Perform. Activated P Reggie Roby off Injured Reserve. Waived P Joe Prokop and CB Stephen Braggs.

DOLPHINS VS. THE NFL

MIAMI 5, ATLANTA 1

1970 - Miami 20, at Atlanta 7
 1974 - at Miami 42, Atlanta 7
 1980 - Miami 20, at Atlanta 17
 1983 - at Miami 31, Atlanta 24
 1986 - Atlanta 20, at Miami 14
 1992 - at Miami 21, Atlanta 17

MIAMI 36, BUFFALO 19 (1 tie)

1966 - at Buffalo 58, Miami 24
 Buffalo 29, at Miami 0
 1967 - at Buffalo 35, Miami 13
 at Miami 17, Buffalo 14
 1968 - at Miami 14, Buffalo 14 (tie)
 Miami 21, at Buffalo 17
 1969 - at Miami 24, Buffalo 6
 at Buffalo 28, Miami 3
 1970 - Miami 33, at Buffalo 14
 at Miami 45, Buffalo 7
 1971 - Miami 29, at Buffalo 14
 at Miami 34, Buffalo 0
 1972 - at Miami 24, Buffalo 23
 Miami 30, at Buffalo 16
 1973 - at Miami 27, Buffalo 6
 Miami 17, at Buffalo 0
 1974 - Miami 24, at Buffalo 16
 at Miami 35, Buffalo 28
 1975 - Miami 35, at Buffalo 30
 at Miami 31, Buffalo 21
 1976 - Miami 30, at Buffalo 21
 at Miami 45, Buffalo 27
 1977 - Miami 13, at Buffalo 0
 at Miami 31, Buffalo 14
 1978 - at Miami 31, Buffalo 24
 Miami 25, at Buffalo 24
 1979 - Miami 9, at Buffalo 7
 at Miami 17, Buffalo 7
 1980 - at Buffalo 17, Miami 7
 at Miami 17, Buffalo 14
 1981 - at Buffalo 31, Miami 21
 at Miami 16, Buffalo 6
 1982 - Miami 9, at Buffalo 7
 at Miami 27, Buffalo 10
 1983 - Miami 12, at Buffalo 0
 Buffalo 38, at Miami 35 (ot)
 1984 - Miami 21, at Buffalo 17
 at Miami 38, Buffalo 7
 1985 - Miami 23, at Buffalo 14
 at Miami 28, Buffalo 0
 1986 - at Miami 27, Buffalo 14
 Miami 34, at Buffalo 24
 1987 - Buffalo 34, at Miami 31 (ot)
 at Buffalo 27, Miami 0
 1988 - at Buffalo 9, Miami 6
 Buffalo 31, at Miami 6
 1989 - Buffalo 27, at Miami 24
 at Buffalo 31, Miami 17
 1990 - at Miami 30, Buffalo 7
 at Buffalo 24, Miami 14
 *at Buffalo 44, Miami 34
 1991 - at Buffalo 35, Miami 31
 Buffalo 41, at Miami 27
 1992 - Miami 37, at Buffalo 10
 Buffalo 26, at Miami 20
 **Buffalo 29, at Miami 10

MIAMI 5, CHICAGO 1

1971 - at Miami 34, Chicago 3
 1975 - Miami 46, at Chicago 13
 1979 - at Miami 31, Chicago 16
 1985 - at Miami 38, Chicago 24
 1988 - at Chicago 34, Miami 7
 1991 - Miami 16, at Chicago 13 (ot)

MIAMI 10, CINCINNATI 3

1968 - Miami 24, at Cincinnati 22
 Cincinnati 38, at Miami 21
 1969 - at Cincinnati 27, Miami 21
 1971 - Miami 23, at Cincinnati 13
 1973 - *at Miami 34, Cincinnati 16

1974 - at Miami 24, Cincinnati 3
 1977 - at Cincinnati 23, Miami 17
 1978 - at Miami 21, Cincinnati 0
 1980 - at Miami 17, Cincinnati 16
 1983 - at Miami 38, Cincinnati 14
 1987 - Miami 20, at Cincinnati 14
 1989 - Miami 20, at Cincinnati 13
 1991 - at Miami 37, Cincinnati 13

MIAMI 7, CLEVELAND 4

1970 - Cleveland 28, at Miami 0
 1972 - *at Miami 20, Cleveland 14
 1973 - Miami 17, at Cleveland 9
 1978 - at Cleveland 17, Miami 13
 1979 - at Cleveland 30, Miami 24 (ot)
 1985 - *at Miami 24, Cleveland 21
 1986 - at Cleveland 26, Miami 16
 1988 - at Miami 38, Cleveland 31
 1989 - at Miami 13, Cleveland 10 (ot)
 1990 - Miami 30, at Cleveland 13
 1992 - Miami 27, at Cleveland 23

MIAMI 5, DALLAS 2

1971 - ***Dallas 24, Miami 3
 1973 - Miami 14, at Dallas 7
 1978 - at Miami 23, Dallas 16
 1981 - at Dallas 28, Miami 27
 1984 - at Miami 28, Dallas 21
 1987 - Miami 20, at Dallas 14
 1989 - Miami 17, at Dallas 14

MIAMI 5, DENVER 2 (1 tie)

1966 - at Miami 24, Denver 7
 at Denver 17, Miami 7
 1967 - at Miami 35, Denver 21
 1968 - at Denver 21, Miami 14
 1969 - at Miami 27, Denver 24
 1971 - Miami 10, at Denver 10 (tie)
 1975 - at Miami 14, Denver 13
 1985 - Miami 30, at Denver 26

MIAMI 2, DETROIT 2

1973 - at Miami 34, Detroit 7
 1979 - Miami 28, at Detroit 10
 1985 - at Detroit 31, Miami 21
 1991 - at Detroit 17, Miami 13

MIAMI 7, GREEN BAY 0

1971 - at Miami 27, Green Bay 6
 1975 - Miami 31, at Green Bay 7
 1979 - at Miami 27, Green Bay 7
 1985 - Miami 34, at Green Bay 14
 1988 - at Miami 24, Green Bay 17
 1989 - at Miami 23, Green Bay 20
 1991 - at Miami 16, Green Bay 13

HOUSTON 12, MIAMI 11

1966 - Miami 20, at Houston 13
 at Miami 29, Houston 28
 1967 - at Houston 17, Miami 14
 Houston 41, at Miami 10
 1968 - Houston 24, at Miami 10
 Miami 24, at Houston 7
 1969 - at Houston 22, Miami 10
 Houston 32, at Miami 7
 1970 - Miami 20, at Houston 10
 1972 - at Miami 34, Houston 13
 1975 - at Houston 20, Miami 19
 1977 - at Miami 27, Houston 7
 1978 - at Houston 35, Miami 30
 *Houston 17, at Miami 9
 1979 - Houston 9, at Miami 6
 1981 - Miami 16, at Houston 10
 1983 - Miami 24, at Houston 17
 1984 - at Miami 28, Houston 10
 1985 - at Houston 26, Miami 23
 1986 - at Miami 28, Houston 7
 1989 - at Houston 39, Miami 7

- 11/18 - Moved TE Ferrell Edmunds to practice squad from Injured Reserve. Waived TE Dave Moore off practice squad.
- 11/25 - Placed CB Vestee Jackson on Injured Reserve. Signed cornerback Stephen Braggs. Waived WR Lee Miles off practice squad. Signed CB Darrell Malone to practice squad.
- 12/2 - Placed LB Mark Sander and CB Bruce Alexander on Injured Reserve. Signed LB Cliff Odom and CB Alfred Jackson. Waived DE Michael Brandon off practice squad. Moved RB Aaron Craver to practice squad from Injured Reserve.
- 12/4 - Activated TE Ferrell Edmunds off Injured Reserve. Placed S Bobby Harden on Injured Reserve. Placed S Bobby Harden on Injured Reserve.
- 12/5 - Waived CB Alfred Jackson. Activated CB Darrell Malone off practice squad.
- 12/10 - Signed CB Chuck Carswell and S Charles Pharms to practice squad.
- 12/31 - Placed RB Mark Higgs on Injured Reserve. Waived S Charles Pharms off practice squad. Moved CB Bruce Alexander to practice squad from Injured Reserve.
- 1/6 - Placed LB John Offerdahl on Injured Reserve. Activated CB Bruce Alexander off Injured Reserve. Moved LB Mark Sander to practice squad from Injured Reserve.
- 1/9 - Activated RB Aaron Craver off Injured Reserve.
- 1/16 - Activated RB Scott Secules off Injured Reserve. Placed RB Bernie Parmalee on playoff deactivation list.

OFF-SEASON MOVES

- 2/25 - Designated CB Troy Vincent and DE Marco Coleman as Transition Players.
- 3/3 - Signed CB Chuck Carswell, WR Bernard Ford, G Charles Hope, QB Doug Pederson and RB Cedric Smith.
- 3/5 - Signed FB Kameno Bell, DE Mitchell Benson, TE Orson Mobley and RB Amir Rasul.
- 3/11 - Signed C Kevin Brothen, S Eric Hickerson and G Blaine Rose.
- 3/12 - Lost unrestricted TE Ferrell Edmunds to Seattle.
- 3/17 - Signed WR Reggie Brown, WR Alex Johnson, T Kevin Robbins, G Tony Rowell, WR Frankie Smith and NT Craig Veasey.
- 3/18 - Signed unrestricted WR Mark Ingram from N.Y. Giants.
- 3/22 - Lost unrestricted QB Scott Secules to New England.
- 3/23 - Lost unrestricted G Harry Galbreath to Green Bay.
- 3/30 - Waived TE Orson Mobley.
- 4/1 - Acquired WR Irving Fryar in trade from New England in exchange for second-round pick in 1993 and conditional pick in 1994.
- 4/14 - Signed DE Marty Hochertz and QB Troy Taylor.
- 4/20 - Signed unrestricted T Ron Heller from Philadelphia.
- 4/21 - Signed LB Chuck Bullough, DE Huey Richardson and TE Danta Whitaker.
- 4/23 - Matched Tampa Bay's offer sheet to DE Jeff Hunter and retained rights.
- 4/29 - Signed DT Elijah Austin, CB Lavaras Barber, TE Coleman Bell, LB Daniel Boyd, DT Mark Caesar, WR Bo Campbell, TE Rob Coons, DT Tim Cromartie, K Jay Kirchoff, T Brandon Moore, CB Eric Turner and RB David Walker.
- 6/3 - Signed FB Aaron Emanuel.
- 6/4 - Lost unrestricted WR Mark Clayton to Green Bay.
- 6/8 - Signed unrestricted DT Mike Golic from Philadelphia.
- 6/10 - Signed CB Issiac Holt. Waived RB Amir Rasul.
- 6/25 - Signed WR Fred Banks. Waived DT Elijah Austin and CB Eric Turner.



DOLPHIN FACT

Since Don Shula arrived in Miami in 1970, the Dolphins have won or shared the AFC East title in 14 of his 23 seasons and earned trips to post-season action in 14 of his 23 years. Overall, Shula has led teams to divisional titles in 17 of his 30 seasons (1963-68 with Baltimore and 1970-92 with Miami) and earned playoff spots in 17 of his 30 seasons as a head coach in the NFL.

1991 - Houston 17, at Miami 13
1992 - at Miami 19, Houston 16

MIAMI 33, INDIANAPOLIS 14

(formerly Baltimore)

1970 - at Baltimore 35, Miami 0
at Miami 34, Baltimore 17
1971 - at Miami 17, Baltimore 14
at Baltimore 14, Miami 3
**at Miami 21, Baltimore 0
1972 - at Miami 23, at Baltimore 0
at Miami 16, Baltimore 0
1973 - at Miami 44, Baltimore 0
at Baltimore 16, Miami 3
1974 - at Miami 17, Baltimore 7
Miami 17, at Baltimore 16
1975 - Baltimore 33, at Miami 17
at Baltimore 10, Miami 7 (ot)
1976 - at Baltimore 28, Miami 14
Baltimore 17, at Miami 16
1977 - at Baltimore 45, Miami 28
at Miami 17, Baltimore 6
1978 - Miami 42, at Baltimore 0
at Miami 26, Baltimore 8
1979 - at Miami 19, Baltimore 0
Miami 28, at Baltimore 24
1980 - Baltimore 30, at Miami 17
Miami 24, at Baltimore 28
1981 - Miami 31, at Baltimore 28
at Miami 27, Baltimore 10
1982 - at Miami 24, Baltimore 20
Miami 34, at Baltimore 7
1983 - Miami 21, at Baltimore 7
at Miami 37, Baltimore 0
1984 - at Miami 44, Indianapolis 7
Miami 35, at Indianapolis 17
1985 - at Miami 30, Indianapolis 13
Miami 34, at Indianapolis 20
1986 - at Miami 30, Indianapolis 10
Miami 17, at Indianapolis 13
1987 - Miami 23, at Indianapolis 10
Indianapolis 40, at Miami 21
1988 - at Indianapolis 15, Miami 13
Indianapolis 31, at Miami 28
1989 - at Miami 19, Indianapolis 13
at Indianapolis 42, Miami 13
1990 - Miami 27, at Indianapolis 7
at Miami 23, Indianapolis 17
1991 - at Miami 17, Indianapolis 6
Miami 10, at Indianapolis 6
1992 - Indianapolis 31, at Miami 20
Miami 28, at Indianapolis 0

KANSAS CITY 10, MIAMI 8

1966 - at Kansas City 34, Miami 16
Kansas City 19, at Miami 18
1967 - Kansas City 24, at Miami 0
at Kansas City 41, Miami 0
1968 - Kansas City 48, at Miami 3
1969 - at Kansas City 17, Miami 10
1971 - *Miami 27, at Kansas City 24 (2 ot)
1972 - Miami 20, at Kansas City 10
1974 - at Miami 9, Kansas City 3
1976 - Kansas City 20, at Miami 17 (ot)
1981 - Miami 17, at Kansas City 7
1983 - at Miami 14, Kansas City 6
1985 - at Miami 31, Kansas City 0
1987 - at Miami 42, Kansas City 0
1989 - at Kansas City 26, Miami 21
Kansas City 27, at Miami 24
1990 - * at Miami 17, Kansas City 16
1991 - at Kansas City 42, Miami 7

L.A. RAIDERS 16, MIAMI 5 (1 tie)

(formerly Oakland)

1966 - Oakland 23, at Miami 14
at Oakland 21, Miami 10
1967 - at Oakland 31, Miami 17
1968 - Oakland 47, at Miami 21
1969 - at Oakland 20, Miami 17
at Miami 20, Oakland 20 (tie)
1970 - at Miami 20, Oakland 13
*at Oakland 21, Miami 14
1973 - at Oakland 12, Miami 7
**at Miami 27, Oakland 10

1974 - *at Oakland 28, Miami 26
1975 - Oakland 31, at Miami 21
1978 - at Miami 23, Oakland 6
1979 - at Oakland 13, Miami 3
1980 - at Oakland 16, Miami 10
1981 - Oakland 33, at Miami 17
1983 - at L.A. Raiders 27, Miami 14
1984 - L.A. Raiders 45, at Miami 34
1986 - L.A. Raiders 30, at Miami 28
1988 - Miami 24, at L.A. Raiders 14
1990 - L.A. Raiders 13, at Miami 10
1992 - at Miami 20, L.A. Raiders 7

MIAMI 5, L.A. RAMS 1

1971 - Miami 20, at Los Angeles 14
1976 - Los Angeles 31, at Miami 28
1980 - Miami 35, at Los Angeles 14
1983 - at Miami 30, L.A. Rams 14
1986 - Miami 37, at L.A. Rams 31 (ot)
1992 - at Miami 26, L.A. Rams 10

MIAMI 5, MINNESOTA 1

1972 - Miami 16, at Minnesota 14
1973 - ***Miami 24, Minnesota 7
1976 - Minnesota 29, at Miami 7
1979 - Miami 27, at Minnesota 12
1982 - at Miami 22, Minnesota 14
1988 - at Miami 24, Minnesota 7

MIAMI 33, NEW ENGLAND 21

(formerly Boston)

1966 - Boston 20, at Miami 14
1967 - ***Miami 41, Miami 10
at Miami 41, Boston 32
1968 - Miami 34, at Boston 10
at Miami 38, Boston 7
1969 - Miami 17, at Boston 16
Boston 38, Miami 23 (at Tampa)
1970 - at Boston 27, Miami 14
at Miami 37, Boston 20
1971 - at Miami 41, New England 3
at New England 34, Miami 13
1972 - at Miami 52, New England 0
Miami 37, at New England 21
1973 - at Miami 44, New England 23
Miami 30, at New England 14
1974 - at New England 34, Miami 24
at Miami 34, New England 27
1975 - Miami 22, at New England 14
at Miami 20, New England 7
1976 - at New England 30, Miami 14
at Miami 10, New England 3
1977 - at Miami 17, New England 5
at New England 14, Miami 10
1978 - at New England 33, Miami 24
at Miami 23, New England 3
1979 - at New England 28, Miami 13
at Miami 39, New England 24
1980 - at New England 34, Miami 0
at Miami 16, New England 13 (ot)
1981 - Miami 30, at New England 27 (ot)
at Miami 24, New England 14
1982 - at New England 3, Miami 0
*at Miami 28, New England 13
1983 - at Miami 34, New England 24
New England 17, Miami 6
1984 - at Miami 28, New England 7
Miami 44, at New England 24
1985 - at New England 17, Miami 13
at Miami 30, New England 27
**New England 31, at Miami 14
1986 - at New England 34, Miami 7
New England 34, at Miami 27
1987 - at New England 28, Miami 21
New England 24, at Miami 10
1988 - at New England 21, Miami 10
New England 6, at Miami 3
1989 - Miami 24, at New England 10
at Miami 31, New England 10
1990 - Miami 27, at New England 24
at Miami 17, New England 10
1991 - Miami 20, at New England 10
at Miami 30, New England 20
1992 - at Miami 38, New England 17
Miami 16, at New England 13 (ot)

MIAMI 4, NEW ORLEANS 2

1970 - at Miami 21, New Orleans 10
1974 - Miami 21, at New Orleans 0
1980 - at Miami 21, New Orleans 16
1983 - at New Orleans 17, Miami 7
1986 - Miami 31, at New Orleans 27
1992 - at New Orleans 24, Miami 13

MIAMI 1, N.Y. GIANTS 1

1972 - Miami 23, at N.Y. Giants 13
1990 - at N.Y. Giants 20, Miami 3

MIAMI 28, N.Y. JETS 26 (1 tie)

1966 - N.Y. Jets 19, at Miami 14
at N.Y. Jets 30, Miami 13
1967 - at N.Y. Jets 29, Miami 7
N.Y. Jets 33, at Miami 14
1968 - at N.Y. Jets 35, Miami 17
N.Y. Jets 31, at Miami 7
1969 - at N.Y. Jets 34, Miami 31
N.Y. Jets 27, at Miami 9
1970 - Miami 20, at N.Y. Jets 6
at Miami 16, N.Y. Jets 10
1971 - N.Y. Jets 14, at Miami 10
Miami 30, at N.Y. Jets 14
1972 - Miami 27, at N.Y. Jets 17
at Miami 28, N.Y. Jets 24
1973 - at Miami 31, N.Y. Jets 3
Miami 24, at N.Y. Jets 14
1974 - at Miami 21, N.Y. Jets 17
at N.Y. Jets 17, Miami 14
1975 - Miami 43, at N.Y. Jets 0
at Miami 27, N.Y. Jets 7
1976 - at Miami 16, N.Y. Jets 0
Miami 27, at N.Y. Jets 7
1977 - at Miami 21, N.Y. Jets 17
Miami 14, at N.Y. Jets 10
1978 - at N.Y. Jets 33, Miami 20
N.Y. Jets 24, at Miami 13
1979 - at N.Y. Jets 33, Miami 27
N.Y. Jets 27, at Miami 24
1980 - at N.Y. Jets 17, Miami 14
N.Y. Jets 24, at Miami 17
1981 - at Miami 28, N.Y. Jets 28 (tie)
at N.Y. Jets 16, Miami 15
1982 - Miami 45, at N.Y. Jets 28
at Miami 20, N.Y. Jets 19
**at Miami 14, N.Y. Jets 0
1983 - Miami 32, at N.Y. Jets 14
at Miami 34, N.Y. Jets 14
1984 - Miami 31, at N.Y. Jets 17
at Miami 28, N.Y. Jets 17
1985 - at N.Y. Jets 23, Miami 7
at Miami 21, N.Y. Jets 17
1986 - at N.Y. Jets 51, Miami 45 (ot)
at Miami 45, N.Y. Jets 3
1987 - at N.Y. Jets 37, Miami 31 (ot)
at Miami 37, N.Y. Jets 28
1988 - N.Y. Jets 44, at Miami 30
at N.Y. Jets 38, Miami 34
1989 - N.Y. Jets 40, at Miami 33
Miami 31, at N.Y. Jets 23
1990 - at Miami 20, N.Y. Jets 16
Miami 17, at N.Y. Jets 3
1991 - at N.Y. Jets 43, Miami 20
N.Y. Jets 23, at Miami 20 (ot)
1992 - at N.Y. Jets 26, Miami 14
at Miami 19, N.Y. Jets 17

MIAMI 5, PHILADELPHIA 2

1970 - at Philadelphia 24, Miami 17
1975 - at Miami 24, Philadelphia 16
1978 - at Philadelphia 17, Miami 3
1981 - at Miami 13, Philadelphia 10
1984 - at Miami 24, Philadelphia 23
1987 - Miami 28, at Philadelphia 10
1990 - at Miami 23, Philadelphia 20 (ot)

MIAMI 6, PHOENIX 0

(formerly St Louis)

1972 - at Miami 31, St. Louis 10
1977 - Miami 55, at St. Louis 14
1978 - at Miami 24, St. Louis 10

1981 - Miami 20, at St. Louis 7
1984 - Miami 36, at St. Louis 28
1990 - at Miami 23, Phoenix 3

MIAMI 9, PITTSBURGH 5

1971 - at Miami 24, Pittsburgh 21
1972 - **Miami 21, at Pittsburgh 17
1973 - at Miami 30, Pittsburgh 26
1976 - at Pittsburgh 14, Miami 3
1979 - *at Pittsburgh 34, Miami 14
1980 - at Pittsburgh 23, Miami 10
1981 - at Miami 30, Pittsburgh 10
1984 - Miami 31, at Pittsburgh 7
**at Miami 45, Pittsburgh 28
1985 - at Miami 24, Pittsburgh 20
1987 - at Miami 35, Pittsburgh 24
1988 - at Pittsburgh 40, Miami 24
1989 - Pittsburgh 34, at Miami 14
1990 - Miami 28, at Pittsburgh 6

SAN DIEGO 10, MIAMI 7

1966 - at San Diego 44, Miami 10
1967 - at San Diego 24, Miami 0
at Miami 41, San Diego 24
1968 - at San Diego 34, Miami 28
1969 - San Diego 21, at Miami 14
1972 - at Miami 24, San Diego 10
1974 - Miami 28, at San Diego 21
1977 - San Diego 14, at Miami 13
1978 - Miami 28, at San Diego 21
1980 - San Diego 27, at Miami 24 (ot)
1981 - *San Diego 41, at Miami 38 (ot)
1982 - *at Miami 34, San Diego 13
1984 - at San Diego 34, Miami 28 (ot)
1986 - at San Diego 50, Miami 28
1988 - at Miami 31, San Diego 28
1991 - at San Diego 38, Miami 30
1992 - *at Miami 31, San Diego 0

MIAMI 4, SAN FRANCISCO 3

1973 - at Miami 21, San Francisco 13
1977 - Miami 19, at San Francisco 15
1980 - at Miami 17, San Francisco 13
1983 - Miami 20, at San Francisco 17
1984 - ***San Francisco 38, Miami 16
1986 - San Francisco 31, at Miami 16
1992 - at San Francisco 27, Miami 3

MIAMI 5, SEATTLE 2

1977 - at Miami 31, Seattle 13
1979 - at Miami 19, Seattle 10
1983 - *Seattle 27, at Miami 20
1984 - *at Miami 31, Seattle 10
1987 - at Seattle 24, Miami 20
1990 - at Miami 24, Seattle 17
1992 - Miami 19, at Seattle 17

MIAMI 4, TAMPA BAY 1

1976 - Miami 23, at Tampa Bay 20
1982 - at Tampa Bay 23, Miami 17
1985 - at Miami 41, Tampa Bay 38
1988 - Miami 17, at Tampa Bay 14
1991 - at Miami 33, Tampa Bay 14

MIAMI 5, WASHINGTON 3

1972 - ***Miami 14, Washington 7
1974 - at Washington 20, Miami 17
1978 - Miami 16, at Washington 0
1981 - at Miami 13, Washington 10
1982 - ***Washington 27, Miami 17
1984 - Miami 35, at Washington 17
1987 - at Miami 23, Washington 21
1990 - at Washington 42, Miami 20

* AFC Playoff** AFC Championship

***Super Bowl

ALL-TIME DOLPHIN WON-LOST RECORDS

(includes post-season games)

OPPONENT	W	L	T	PCT.	PTS.	OPP.	LAST MTG.
Atlanta	5	1	0	.833	148	92	1992
Buffalo	36	19	1	.652	1283	1074	1992
Chicago	5	1	0	.833	172	103	1991
Cincinnati	10	3	0	.769	317	212	1991
Cleveland	7	4	0	.636	222	222	1992
Dallas	5	2	0	.714	132	124	1989
Denver	5	2	1	.688	161	139	1985
Detroit	2	2	0	.500	96	65	1991
Green Bay	7	0	0	1.000	182	94	1991
Houston	11	12	0	.478	427	437	1992
Indianapolis	33	14	0	.702	1056	704	1992
Kansas City	8	10	0	.444	293	364	1991
L.A. Raiders	5	16	1	.250	397	481	1992
L.A. Rams	5	1	0	.833	176	114	1992
Minnesota	5	1	0	.833	120	83	1988
New England	33	21	0	.611	1243	1040	1992
New Orleans	4	2	0	.667	114	94	1992
New York Giants	1	1	0	.500	26	33	1990
New York Jets	28	26	1	.518	1270	1156	1992
Philadelphia	5	2	0	.714	132	120	1990
Phoenix	6	0	0	1.000	189	72	1990
Pittsburgh	9	5	0	.643	333	304	1990
San Diego	7	10	0	.412	430	444	1992
San Francisco	4	3	0	.571	112	154	1992
Seattle	5	2	0	.714	164	118	1992
Tampa Bay	4	1	0	.800	131	109	1991
Washington	5	3	0	.625	155	144	1990
TOTALS	260	164	4	.612	9,481	8,096	

MIAMI IN PRESEASON

OPPONENT	W	L	T	PCT.	PTS.	OPP.	LAST MTG.
Atlanta	2	3	0	.400	94	89	1985
Buffalo	3	0	1	.875	99	72	1987
Chicago	2	6	1	.278	116	116	1991
Cincinnati	4	3	0	.571	120	117	1975
Cleveland	0	1	0	.000	10	17	1986
Dallas	1	3	0	.250	84	87	1992
Denver	5	4	0	.556	178	169	1992
Detroit	5	1	0	.833	149	124	1981
Green Bay	1	2	0	.333	41	34	1974
Houston	1	1	0	.500	20	32	1989
Indianapolis	2	2	0	.500	67	61	1984
Kansas City	1	1	1	.500	49	57	1982
L.A. Raiders	3	0	0	1.000	71	57	1991
L.A. Rams	1	1	0	.500	30	45	1974
Minnesota	7	10	0	.412	270	323	1990
New England	1	1	0	.500	30	19	1969
New Orleans	8	4	0	.667	239	171	1992
N.Y. Giants	4	0	0	1.000	98	50	1983
N.Y. Jets	0	1	0	.000	14	31	1966
Philadelphia	5	4	0	.556	153	128	1990
Phoenix	1	0	0	1.000	28	7	1978
Pittsburgh	1	0	0	1.000	16	10	1970
San Diego	0	2	0	.000	29	58	1967
San Francisco	2	0	1	.833	61	45	1988
Seattle	1	0	0	1.000	24	7	1980
Tampa Bay	7	1	0	.875	163	92	1992
Washington	5	4	0	.556	214	175	1992
TOTALS	73	55	4	.568	2,467	2,193	

308

1992 DOLPHINS PRESEASON STATISTICS

PRESEASON RESULTS (3-2)

DATE	OPPONENT	SCORE	W/L	ACTUAL ATTENDANCE
Aug. 1	Washington (@ Orlando)	22-21	W	63,100
Aug. 7	DALLAS	24-27	L	50,803
Aug. 15	Denver (@ Berlin)	31-27	W	60,813
Aug. 22	TAMPA BAY	22-7	W	42,136
Aug. 27	New Orleans (@ Baltimore)	3-17	L	60,021

TEAM STATISTICS

	DOLPHINS	OPPONENTS				
TOTAL FIRST DOWNS	82	95				
By Rushing	23	33				
By Passing	52	52				
By Penalty	7	10				
Third Down: Made/Att	23/62	25/61				
Third Down Efficiency	37.2	41.2				
Fourth Down: Made/Att	1/4	2/4				
TOTAL NET YARDS	1462	1643				
Average Per Game	292.4	328.6				
Total Plays	292	305				
Average Per Play	5.0	5.4				
NET YARDS RUSHING	406	539				
Average Per Game	81.2	107.8				
Total Rushes	121	132				
Average Per Rush	3.4	4.1				
NET YARDS PASSING	1056	1104				
Average Per Game	211.2	220.8				
Tackled/Yards Lost	8/66	15/97				
Gross Yards	1122	1201				
Attempts/Completions	163/83	98/157				
Completion Percentage	51.1	62.3				
Had Intercepted	5	6				
PUNTS/AVERAGE	20/45.2	21/42.5				
PENALTIES/YARDS	32/255	44/338				
FUMBLES/BALL LOST	7/3	12/5				
TOUCHDOWNS	11	12				
By Rushing	4	4				
By Passing	7	8				
By Returns	0	0				
Score By Quarters	1	2	3	4	OT	Total
DOLPHINS	10	43	30	19	0	102
OPPONENTS	24	17	34	24	0	99

RUSHING

	NO.	YDS.	AVG.	LG	TD
Humphrey	28	111	4.0	15	1
Craver	33	111	3.4	17	1
Parmalee	27	86	3.2	7	0
Higgs	16	60	3.8	12	2
Saxon	7	31	4.4	16	0
Woodside	3	6	2.0	6	0
Mitchell	3	4	1.3	6	0
Pederson	4	-3	-0.8	-1	0
DOLPHINS	121	406	3.4	17	4
OPPONENTS	132	539	4.1	23	3

309

PASSING

	ATT.	COMP.	YDS.	PCT.	TD	INT.	LG	SACK/ LOST	RATING
Marino.....	71	39	525	55.1	2	3	51	2/12	70.5
Mitchell.....	62	32	406	52.3	3	0	41	3/25	88.5
Pederson.....	30	12	195	39.8	2	2	44	3/23	57.0
DOLPHINS....	163	83	1126	51.3	7	5	51	8/60	74.9
OPPONENTS	158	98	1201	62.3	8	6	51t	15/137	88.7

RECEIVING

	NO.	YDS.	AVG.	LG	TD
Martin.....	10	213	21.3	51	1
Saxon.....	9	87	9.6	23t	3
Craver.....	9	61	6.7	19	0
Duper.....	8	168	21.0	40	1
Clark.....	8	87	10.8	17	0
Clayton.....	7	98	14.0	38t	1
Humphrey.....	6	80	13.3	22	0
Baty.....	5	76	15.2	29	0
Moore.....	4	43	11.0	26	0
Miller.....	4	39	9.7	17	0
M. Williams.....	3	60	20.0	40	1
Banks.....	2	54	27.0	41	0
Wellsandt.....	2	14	7.0	9	0
Burkhead.....	2	10	5.0	6	0
Bell.....	1	13	13.0	13	0
Edmunds.....	1	6	6.0	6	0
Woodside.....	1	6	6.0	6	0
Miles.....	1	5	5.0	5	0
DOLPHINS.....	83	1122	13.5	51	7
OPPONENTS.....	98	1201	12.2	51t	8

INTERCEPTIONS

	NO.	YDS.	AVG.	LG	TD
Brown.....	2	4	2.0	4	0
Oliver.....	1	9	9.0	9	0
Alexander.....	1	8	8.0	8	0
Hobley.....	1	0	0.0	0	0
Jackson.....	1	0	0.0	0	0
DOLPHINS.....	6	21	3.5	9	0
OPPONENTS.....	5	36	7.2	19	0

PUNTING

	NO.	YDS.	AVG.	TB	IN 20	LG	BLK
Roby.....	19	863	45.4	3	6	75	0
Waits.....	1	41	41.0	0	1	41	0
DOLPHINS.....	20	904	45.2	3	7	75	0
OPPONENTS.....	21	893	42.5	1	1	66	0

PUNT RETURNS

	NO.	FC	YDS.	AVG.	LG	TD
Miller.....	9	2	102	11.3	34	0
Vincent.....	2	0	27	13.5	16	0
Martin.....	1	0	58	58.0	58	0
DOLPHINS.....	12	2	187	15.6	58	0
OPPONENTS.....	10	5	80	8.0	16	0

KICKOFF RETURNS

	NO.	YDS.	AVG.	LG	TD
M. Williams.....	6	155	25.8	69	0
Parmalee.....	5	88	17.6	27	0
Biggins.....	2	13	6.5	13	0
Craver.....	1	22	22.0	22	0
DOLPHINS.....	14	278	19.9	69	0
OPPONENTS.....	18	332	18.4	41	0

FIELD GOALS

	1-19	20-29	30-39	40-49	50+	TOTALS
Stoyanovich.....	0/0	3/3	2/4	3/4	1/3	9/14
DOLPHINS.....	0/0	3/3	2/4	3/4	1/3	9/14
OPPONENTS.....	1/1	2/2	1/3	1/2	0/1	5/9


SCORING

	TDR	TDP	TDRt	PAT	FG	S	TP
Stoyanovich.....	0	0	0	9/10	9/14	0	36
Saxon.....	0	3	0	0/0	0/0	0	18
Higgs.....	2	0	0	0/0	0/0	0	12
Clayton.....	0	1	0	0/0	0/0	0	6
Craver.....	1	0	0	0/0	0/0	0	6
Duper.....	0	1	0	0/0	0/0	0	6
Humphrey.....	1	0	0	0/0	0/0	0	6
Martin.....	0	1	0	0/0	0/0	0	6
M. Williams.....	0	1	0	0/0	0/0	0	6
DOLPHINS.....	4	7	0	9/10	9/14	0	102
OPPONENTS.....	4	8	0	12/12	5/9	0	99

SACKS

Coleman 3.0, Turner 3.0, Collins 2.0, Greene 2.0, Cooper 1.0, Cox 1.0, Hobley 1.0, Junior 1.0, Webster 1.0

DOLPHINS 15.0, OPPONENTS 8.0



1992 DOLPHINS PRESEASON GAME SUMMARIES

PRESEASON GAME 1

DOLPHINS 22, WASHINGTON 21
August 1, 1992

Citrus Bowl
Orlando, FL

Miami quarterback Scott Mitchell, starting in place of the rested Dan Marino and playing the entire contest at quarterback for the Dolphins, threw for 214 yards and a touchdown to lead the Dolphins to a 22-21 preseason win over the defending Super Bowl champion Washington Redskins before a crowd of 63,100 at the Citrus Bowl in Orlando, Fla. The win was the first by Miami in a preseason opener since 1988 when they defeated the San Francisco 49ers by a 27-21 score in American Bowl '88 in London on July 31, 1988. Mitchell, who was the starting quarterback for the World League's Orlando Thunder in 1992 on loan from the Dolphins, improved his record to 7-0 in contests played in the Citrus Bowl, home of the Thunder. Washington scored the only points of the first quarter on their first possession by taking the opening kickoff and driving 61 yards on 12 plays and scoring on a three-yard touchdown pass from Cary Conklin to Ron Middleton. The Dolphins rebounded to score 16 points in the second quarter and take a 16-7 lead at the half. Miami kicker Pete Stoyanovich cut Miami's deficit to 7-3 with a 22-yard field goal. The key play in the drive was a five-yard run by Mark Higgs on a fourth-and-one play from the Redskins' 28-yard line. On the ensuing kickoff following Stoyanovich's score, the Dolphins forced a fumble by returner Joe Johnson and Miami cornerback Kerry Glenn recovered the ball on the Redskins' nine-yard line. The Dolphins took a 10-7 lead on the first play following the fumble recovery as Mitchell hit fullback James Saxon with a nine-yard TD pass. Miami increased its lead to 16-7 later in the period as Higgs capped off an 11-play, 69-yard drive with a one-yard dive over the top for the score. In that drive, the Dolphins converted a fourth-and-one play on their own 40-yard line as Saxon rushed up the middle for four yards and a first down. Miami opened the third quarter scoring with a 42-yard field goal by Stoyanovich to take a 19-7 lead. However, the Redskins came right back and closed the score 19-14 as Conklin completed a five-yard TD pass to Robert Green. Miami closed the third period scoring as Stoyanovich booted a 28-yard field goal. Washington scored the only points of the fourth quarter and narrowed the margin to 22-21 as Conklin threw his third touchdown pass of the night and found Ricky Sanders open for a 44-yard touchdown pass. The Redskins had a chance to take the lead late in the contest, however Washington kicker Chip Lohmiller hooked a 35-yard field goal attempt wide to the left.

MIAMI	0	16	6	7	0	-	22
WASHINGTON	7	0	6	7	0	-	21

W - Middleton, 3 pass from Conklin (Lohmiller kick)	12/61	1-	7:00
M - FG Stoyanovich 22	10/32	2-	5:31
M - Saxon, 9 pass from Mitchell (Stoyanovich kick)	1/9	2-	5:51
M - Higgs, 1 run (kick wide)	11/69	2-	13:30
M - FG Stoyanovich 42	8/55	3-	3:51
W - Green, 5 pass from Conklin (Lohmiller kick)	9/74	3-	9:22
M - FG Stoyanovich 28	9/66	3-	13:47
W - Sanders, 44 pass from Conklin (Lohmiller kick)	7/68	4-	1:48

ATT. - 63,100

First Downs/Total-Rush.-Pass.-Pen.	Miami 20-6-10-4	Washington 18-4-12-2
Total Yards-Plays-Average	302-63-4.8	296-57-5.2
Rushes-Yards-Average	26-95-3.7	20-48-2.4
Net Yards Passing-Times Thrown-Yards Lost	207-2-20	248-2-8
Passes Attempted-Completed-Intercepted	35-18-0	35-21-0
Punts/Number-Average	4-50.5	4-36.3
Penalties/Number-Yards	10-106	11-92
Fumbles/Number-Lost	0-0	4-1

INDIVIDUAL STATISTICS

RUSHING - Miami: Craver 10-45, Higgs 9-25, Saxon 3-21, Mitchell 2-4, Woodside 2-0.
Washington: Settle 11-30, Byner 5-13, Conklin 2-4, Ervins 2-1.
PASSING - Miami: Mitchell 35-18-0, 214 yards, 1 TD.
Washington: Conklin 35-21-0, 256 yards, 3 TDs.
RECEIVING - Miami: Clark 5-56, Saxon 3-25, Craver 3-24, Banks 2-54, Martin 2-30, Moore 1-26, Edmunds 1-6, Miller 1-6.

312

Washington: Sanders 4-80, Johnson 4-47, Hobbs 3-55, Monk 2-20, Rowe 1-21, Orr 1-10, Settle 1-5, Green 1-5, Ervins 1-4, Middleton 1-3, Brandes 1-3, Mitchell 1-3.

INTERCEPTIONS - Miami: None.

Washington: None.

SACKS - Miami: Greene 1, Turner 1.

Washington: Collins 1, Fuhler 1.

PRESEASON GAME 2

DALLAS 27, DOLPHINS 24
August 7, 1992

Joe Robbie Stadium
Miami, FL

The Dolphins saw their preseason record fall to 1-1 as the team dropped a 27-24 decision to the Dallas Cowboys before a crowd of 50,803 at Joe Robbie Stadium. The Cowboys opened the scoring on the game's first drive as running back Emmitt Smith worked a nine-play, 75-yard drive with a 14-yard scoring run. Smith was the workhorse on the drive by gaining 39 yards on five carries to move Dallas. Miami tied the score at 7-7 later in the opening period as Mark Higgs scored on a four-yard run. The Dolphins took a 14-7 lead later in the period as Dan Marino combined with Mark Duper on a two-yard scoring pass. Miami held Dallas on their next drive as rookie defensive end Larry Webster blocked a Brad Daluiso 38-yard field goal attempt to maintain Miami's 14-7 lead. Following the blocked field goal, the Dolphins increased their lead to 21-7 as running back Bobby Humphrey, playing in his first game as a Dolphin since being acquired by Miami in a trade with the Denver Broncos in the off-season, scored on a four-yard run. Marino started the contest and played the entire first half. He finished his playing stint by completing 16 of 17 passes for 163 yards and a TD. Following an incompletion on his first pass attempt, Marino completed 16 straight passes to close the half. Had this been a regular season contest, Marino's 16 straight pass completions would have broken Earl Morrall's team record of 13 consecutive pass completions set on December 1, 1975, against New England. Dallas closed the score to 21-17 in the third quarter as Daluiso booted a 46-yard field goal and reserve quarterback Steve Beuerlein completed a 13-yard touchdown pass to Tommie Agee. The Cowboys took a 24-21 lead early in the final period as Beuerlein hit Alexander Wright with a 51-yard touchdown pass. The Dolphins tied the score at 24-24 on their next possession as kicker Pete Stoyanovich booted a 50-yard field goal. On Dallas' next possession, Miami CB Chuck Carswell forced and recovered Curvin Richards' fumble to give the Dolphins possession of the ball on their own 35-yard line. However, following the fumble recovery Miami tight end Doug Wellsandt caught a five-yard pass from quarterback Scott Mitchell and fumbled the ball with the Cowboys recovering on the Dolphins' 40-yard line. Dallas drove to Miami's six-yard line where Daluiso converted a 24-yard field goal attempt with :14 seconds remaining in the contest to win the game for the Cowboys.

DALLAS	7	0	10	10	-	27
MIAMI	7	14	0	3	-	24

D - Smith, 14 run (Daluiso kick)	9/75	1-	5:32
M - Higgs, 4 run (Stoyanovich kick)	13/81	1-	13:25
M - Duper, 2 pass from Marino (Stoyanovich kick)	9/53	2-	5:41
M - Humphrey, 4 run (Stoyanovich kick)	7/78	2-	14:13
D - FG Daluiso 46	9/37	3-	8:20
D - Agee, 13 pass from Beuerlein (Daluiso kick)	6/52	3-	14:27
D - Wright, 51 pass from Beuerlein (Daluiso kick)	3/78	4-	7:02
M - FG Stoyanovich 50	10/29	4-	10:37
D - FG Daluiso 24	9/34	4-	14:50

ATT. - 50,803

First Downs/Total-Rush.-Pass.-Pen.	Dallas 24-9-13-2	Miami 22-7-14-1
Total Yards-Plays-Average	452-57-7.9	333-59-5.6
Rushes-Yards-Average	25-147-5.9	22-91-4.1
Net Yards Passing-Times Thrown-Yards Lost	305-2-16	242-1-11
Passes Attempted-Completed-Intercepted	30-24-0	36-25-0
Punts/Number-Average	2-45.0	2-52.5
Penalties/Number-Yards	12-77	7-45
Fumbles/Number-Lost	3-1	4-1

INDIVIDUAL STATISTICS

RUSHING - Miami: Humphrey 11-43, Higgs 7-35, Parmalee 2-8, Saxon 1-5, Mitchell 1-0.
Dallas: Smith 10-63, Richards 10-63, Aikman 1-17, Weatherspoon 1-3, Agee 1-2, Beuerlein 1-1, Wright 1-(-2).
PASSING - Miami: Marino 17-16-0, 163 yards, 1 TD; Mitchell 19-9-0, 90 yards, 0 TDs.

313

Dallas: Aikman 12-10-0, 105 yards, 1 TD; Beurelein 18-14-0 216 yards, 2 TDs.

RECEIVING - Miami: Humphrey 4-52, Martin 3-70, Clark 3-31, Clayton 3-18, Duper 2-17, Wellsandt 2-14, Baty 2-13, Burkhead 2-10, Williams 1-12, Woodside 1-6, Miles 1-5, Moore 1-5.

Dallas: Harper 8-123, Martin 5-76, Smith 3-17, Wright 2-64, Agee 2-18, Richards 2-2, Weatherspoon 1-14, Roberts 1-7.

INTERCEPTIONS - Miami: None.

Dallas: None.

SACKS - Miami: Hobley 1, Junior 1.
Dallas: Jones 1.

PRESEASON GAME 3

DOLPHINS 31, DENVER 27
August 16, 1992

Olympic Stadium
Berlin, Germany

Miami rookie Marco Coleman recorded seven tackles, three sacks, a forced fumble and a fumble recovery and quarterback Scott Mitchell threw a pair of touchdown passes to pace the Dolphins to a 31-27 win over the Denver Broncos before a crowd of 60,813 fans at Berlin's Olympic Stadium in American Bowl '92. Had this been a regular season contest, Coleman's three sacks would have tied Miami's all-time record for sacks by a rookie in a contest with A.J. Duhe who had a three-sack performance as a rookie on November 6, 1977, at the N.Y. Jets. The game marked the third time overall and second consecutive season that the Dolphins travelled abroad to play a preseason contest. The win improved Miami's record to 3-0 in games played on foreign soil and allowed the Dolphins to join the L.A. Rams as only teams which have recorded wins in contests played in the three American Bowl sites (London, Tokyo and Berlin). In the contest, Dan Marino threw an INT on the game's first play and the Broncos took a 3-0 lead as kicker David Treadwell converted on a 35-yard field goal. Following another Marino interception — his third INT of the half — the Broncos increased their lead to 10-0 when QB Shawn Moore threw a five-yard touchdown pass to RB Jeff Alexander. Miami scored on its next possession as Marino threw a 38-yard touchdown pass to Mark Clayton to narrow the margin to 10-7. Denver closed the first half scoring with a 20-yard field goal by Treadwell. RB Aaron Craver gave the Dolphins a 14-13 lead in the third quarter by rushing ten yards up the middle for a touchdown. J.B. Brown intercepted a Tommy Maddox pass on Denver's next drive and returned the ball to the Broncos' 17-yard line. On the first play following the interception, Miami reserve quarterback Scott Mitchell lotted a 17-yard touchdown pass to fullback James Saxon and later in the period connected on a 28-yard touchdown pass to wide receiver Tony Martin to take a 28-13 lead. Denver narrowed the score to 28-20 as Maddox completed a nine-yard scoring toss to Barry Johnson, before Dolphins kick returner Mike Williams had a 69-yard kickoff return to set up a 26-yard field goal by Stoyanovich and give the Dolphins a 31-20 advantage. Denver scored the final points of the contest in the fourth quarter as Maddox hit on a 39-yard touchdown pass to Cedric Tillman and closed the score to 31-27.

DENVER	3	10	7	7	-	27
MIAMI	0	7	24	0	-	31

D - FG Bennett 35	4/7	1- 2:09
D - Alexander, 5 pass from Moore (Treadwell kick)	7/26	2- 9:49
M - Clayton, 38 pass from Marino (Stoyanovich kick)	5/70	2-13:01
D - FG Treadwell 20	6/76	2-14:40
M - Craver, 10 run (Stoyanovich kick)	4/29	3- 3:15
M - Saxon, 17 pass from Mitchell (Stoyanovich kick)	1/17	3- 5:25
M - Martin, 28 pass from Mitchell (Stoyanovich kick)	1/28	3- 6:53
D - B. Johnson, 9 pass from Maddox (Bennett kick)	8/80	3-12:44
M - FG Stoyanovich 26	4/8	3-14:05
D - Tillman, 39 pass from Maddox (Treadwell kick)	7/85	4- 9:50

ATT. - 60,813

	Denver	Miami
First Downs/Total-Rush.-Pass.-Pen.	23-3-14-6	13-4-8-1
Total Yards-Plays-Average	371-72-5.1	265-46-5.8
Rushes-Yards-Average	27-90-3.3	23-92-4.0
Net Yards Passing-Times Thrown-Yards Lost	281-6-41	173-0-0
Passes Attempted-Completed-Intercepted	39-25-4	23-10-3
Punts/Number-Average	2-31.0	4-41.3
Penalties/Number-Yards	8-55	8-55
Fumbles/Number-Lost	3-2	2-2

INDIVIDUAL STATISTICS

RUSHING - Miami: Parmalee 10-37, Craver 7-35, Saxon 1-8, Humphrey 2-8, Woodside 1-6, Pederson 2-(-2).

PASSING - Denver: Green 13-44, Lewis 8-26, Elway 2-11, Moore 1-3, Maddox 1-3, Rivers 1-3, Perryman 1-0.

RECEIVING - Miami: Clayton 2-55, Martin 2-39, Craver 2-13, Baty 1-19, Duper 1-17, Saxon 1-17, Bell 1-13.

Denver: Russell 4-72, Rivers 3-77, Lewis 3-14, Tillman 2-32, Jackson 2-17, Marshall 2-15, Alexander 2-13, R.Johnson 1-23, Sharpe 1-17, Awalt 1-9, B.Johnson 1-9, Morgan 1-4.

INTERCEPTIONS - Miami: Brown 2, Hobley 1, Alexander 1.
Denver: Atwater 1, Dimry 1, Mecklenberg 1.

SACKS - Miami: Coleman 3, Greene 1, Turner 1, Cooper 1.
Denver: None.

PRESEASON GAME 4

DOLPHINS 22, TAMPA BAY 7
August 22, 1992

Joe Robbie Stadium
Miami, FL

The Miami Dolphins used four takeaways (two fumble recoveries and a pair of interceptions) to pace the team to a 22-7 win over the Tampa Bay Buccaneers before a crowd of 42,136 at Joe Robbie Stadium. The win increased Miami's preseason record to 3-1 and guaranteed the team a winning preseason record. Coupled with 1991's 3-2 preseason mark, Miami recorded back-to-back winning records in preseason action for the first time since a ten-year time span from 1973-82. The Dolphins opened the scoring and registered the only points of the first quarter as Pete Stoyanovich connected on a 34-yard field goal. Stoyanovich had missed a pair of field goals from 52 and 53 yards earlier in the quarter. The Dolphins ended the first half scoring and increased their lead to 6-0 as Stoyanovich booted a 47-yard field goal in the second period. Miami had a chance to score just before halftime, however running back Bobby Humphrey was stopped on a fourth-and-one play from Tampa Bay's one-yard line with just :07 seconds remaining in the half. The Buccaneers scored the only points of the third quarter and took a 7-6 lead as running back Mazio Royster capped a twelve play, 81-yard drive as he scored on a one-yard run. A pair of takeaways by safety Louis Oliver helped Miami regain the lead in the final period. First, Oliver intercepted a pass from Tampa Bay quarterback Mike Pawlawski and the Dolphins capitalized as reserve quarterback Doug Pederson threw a 23-yard touchdown pass to fullback James Saxon to take a 13-7 lead. On the Buccaneers' next series, Oliver recovered a fumble by the Bucs' Willie McClendon (forced by E.J. Junior) and Miami was able to turn the recovery into a touchdown and a 19-7 lead as Pederson threw an eight-yard touchdown pass to Mike Williams. The extra point attempt by Jim Gallery was wide to the left. Miami closed the scoring at 22-7 as Stoyanovich booted a 32-yard field goal.

TAMPA BAY	0	0	7	0	-	7
MIAMI	3	3	0	16	-	22

M - FG Stoyanovich 34	10/61	1-14:20
M - FG Stoyanovich 47	6/4	2- 4:24
TB - Royster, 1 run (Willis kick)	12/81	3- 9:54
M - Saxon, 23 pass from Pederson (Stoyanovich kick)	2/23	4- 3:30
M - Williams, 8 pass from Pederson (kick wide)	5/19	4- 7:27
M - FG Stoyanovich 32	7/19	4-12:48

ATT. - 42,136

	Tampa Bay	Miami
First Downs/Total-Rush.-Pass.-Pen.	14-7-7-0	15-1-13-1
Total Yards-Plays-Average	266-60-4.4	295-70-4.2
Rushes-Yards-Average	24-103-4.3	31-47-1.5
Net Yards Passing-Times Thrown-Yards Lost	163-2-8	248-3-22
Passes Attempted-Completed-Intercepted	34-14-2	36-17-0-1
Punts/Number-Average	7-44.9	4-46.0
Penalties/Number-Yards	12-99	3-20
Fumbles/Number-Lost	2-2	0-0

INDIVIDUAL STATISTICS

RUSHING - Miami: Parmalee 11-28, Craver 10-15, Humphrey 6-8, Saxon 2-(-3), Pederson 2-(-1).
Tampa Bay: Royster 4-28, Testaverde 2-15, Jennings 3-13, Highsmith 2-11, Hardy 4-10, McClendon 2-9, Wilson 2-8, McDowell 2-7, Cobb 2-2, DeBerg 1-0.

PASSING - Miami: Marino 30-12-0, 188 yards, 0 TDs; Pederson 6-5-0, 82 yards, 2 TDs.
Tampa Bay: DeBerg 8-5-0, 39 yards, 0 TDs; Testaverde 15-5-1, 91 yards, 0 TDs; Pawlawski 1-0-1, 0 yards, 0 TDs; Erickson 10-4-0, 41 yards, 0 TDs.

RECEIVING - Miami: Saxon 4-38, Duper 3-74, Baty 2-46, Humphrey 2-28, Clayton 2-25, Martin 1-44, Williams 1-8, Craver 1-4, Moore 1-3.

Tampa Bay: Dawsey 2-26, Culpepper 2-23, Garrett 2-18, Nattiel 2-16, Carrier 1-29, Anderson 1-24, Royster 1-12, Parker 1-10, Shepherd 1-7, Hardy 1-6.

INTERCEPTIONS - Miami: Oliver 1-9, Jackson 1-0.
Tampa Bay: None.

SACKS - Miami: Cox 1, Collins 1.
Tampa Bay: Chamblee 2, Rogers .5, Wheeler .5.

PRESEASON GAME 5

NEW ORLEANS 17, DOLPHINS 3
August 27, 1992

Memorial Stadium
Baltimore, MD

The Miami Dolphins closed the preseason with a 17-3 loss to the New Orleans Saints before a crowd of 60,021 at Memorial Stadium in Baltimore. The contest was Miami's first game back in Memorial Stadium since October 23, 1983, when the Dolphins earned a 21-7 win over the Colts. Overall, Miami was 8-6 (all regular season) against the Colts in games played in Memorial Stadium. In addition, the contest was the first NFL game played in Memorial Stadium since December 18, 1983, when the Baltimore Colts posted a 20-10 win over the Houston Oilers. The game was a homecoming to Baltimore for Dolphins Head Coach Don Shula. Memorial Stadium was home to Shula for 11 years of his tenure in professional football. Shula was a player with the Colts from 1953-56 and was head coach of the Colts from 1963-69, before joining the Dolphins in 1970. In the game, New Orleans scored the only points of the first quarter as the Saints took the opening kickoff and drove 77 yards in 13 plays and scored as quarterback Bobby Hebert threw a 22-yard touchdown pass to Patrick Newman. New Orleans increased its lead to 14-0 in the second quarter as Dalton Hilliard ran two yards for a touchdown. Miami closed the first half scoring as kicker Pete Stoyanovich booted a 47-yard field goal with two seconds left in the half to narrow the deficit to 14-3. New Orleans scored the only points of the second half as kicker Morten Anderson booted an 18-yard field goal in the third quarter to increase the lead to 17-3.

MIAMI	0	3	0	0	-	3
NEW ORLEANS	7	7	3	0	-	17

NO - Newman, 22 pass from Hebert (Anderson kick)	13/77	1-	6:59
NO - Hilliard, 2 run (Anderson kick)	12/80	2-	4:17
M - FG Stoyanovich 47	12/63	2-	14:58
NO - FG Anderson 18	5/19	3-	13:31

ATT. - 60,021

	Miami	New Orleans
First Downs/Total-Rush.-Pass.-Pen.	12-5-7-0	16-10-6-0
Total Yards-Plays-Average	267-54-4.9	258-59-4.4
Rushes-Yards-Average	19-81-4.3	36-151-4.2
Net Yards Passing-Times Thrown-Yards Lost	186-2-13	107-3-24
Passes Attempted-Completed-Intercepted	33-13-2-1	20-14-0-1
Punts/Number-Average	6-41.3	6-47.0
Penalties/Number-Yards	4-29	1-15
Fumbles/Number-Lost	1-0	1-0

INDIVIDUAL STATISTICS

RUSHING - Miami: Humphrey 9-52, Craver 6-16, Parmalee 4-13.
New Orleans: Dunbar 14-76, Hebert 1-21, Heyward 6-17, McAfee 5-15, Hilliard 5-13, Jordan 5-9.

PASSING - Miami: Marino 15-7-0, 99 yards, 0 TDs; Pederson 18-6-2, 100 yards, 0 TDs.
New Orleans: Hebert 14-10-0, 100 yards, 0 TDs; Walsh 4-3-0, 19 yards, 0 TDs; Buck 2-1-0, 12 yards, 0 TDs.

RECEIVING - Miami: Miller 3-33, Craver 3-20, Duper 2-60, Martin 2-30, Williams 1-40, Moore 1-9, Saxon 1-7.
New Orleans: Small 3-24, McAfee 3-22, Newman 2-29, Jordan 2-16, Heyward 2-13, Dowdell 1-19, Bolton 1-8.

INTERCEPTIONS - Miami: None.
New Orleans: Maxie 1-0, Atkins 1-19.

SACKS - Miami: Webster 1, Collins 1.
New Orleans: Swilling 1, Turnbull 1.

ALL-TIME PRESEASON RESULTS

1966 (0-4)			
DATE	SITE	ATT.	SCORE
8/6	at San Diego	25,712	San Diego 38, Miami 10
8/12	at Miami	36,366	Kansas City 33, Miami 0
8/20	at Jacksonville	11,000	N.Y. Jets 31, Miami 14
8/24	at Memphis	18,442	Denver 28, Miami 16

1967 (2-3)			
DATE	SITE	ATT.	SCORE
7/29	at Akron	7,000	Miami 19, Denver 2
8/5	at Memphis	21,200	Miami 10, Buffalo 7
8/12	at Miami	35,871	San Diego 20, Miami 19
8/19	at Miami	50,822	Atlanta 27, Miami 17
9/2	at Charleston	11,214	New Orleans 20, Miami 17

1968 (2-2-1)			
DATE	SITE	ATT.	SCORE
8/11	at Rochester	12,000	Miami 28, Buffalo 28
8/17	at Miami	41,909	Miami 23, Philadelphia 7
8/23	at Jacksonville	15,003	Boston 19, Miami 17
8/31	at Miami	63,202	Baltimore 22, Miami 13
9/7	at Miami	31,014	Miami 19, Atlanta 13

1969 (1-5)			
DATE	SITE	ATT.	SCORE
8/2	at Tampa	32,932	Minnesota 45, Miami 10
8/9	at Miami	49,592	Chicago 16, Miami 10
8/16	at Miami	31,663	Philadelphia 14, Miami 10
8/23	at Cincinnati	24,127	Cincinnati 28, Miami 21
8/30	at Miami	52,680	Baltimore 23, Miami 10
9/6	at Birmingham	10,700	Miami 13, Boston 0

1970 (4-2)			
DATE	SITE	ATT.	SCORE
8/8	at Jacksonville	11,800	Miami 16, Pittsburgh 10
8/15	at Miami	56,739	Miami 20, Cincinnati 10
8/22	at Miami	52,812	Miami 17, San Francisco 7
8/29	at Miami	73,533	Miami 20, Baltimore 13
9/5	at Tampa	32,601	Washington 26, Miami 21
9/12	at Miami	43,714	Atlanta 20, Miami 17

1971 (2-3-1)			
DATE	SITE	ATT.	SCORE
8/7	at Miami	64,005	Cincinnati 27, Miami 10
8/13	at Miami	57,008	Miami 17, San Francisco 17
8/21	at Milwaukee	46,464	Green Bay 10, Miami 7
8/28	at Miami	59,567	Miami 28, Detroit 24
9/4	at Miami	57,173	Miami 27, Washington 10
9/11	at Minnesota	45,880	Minnesota 24, Miami 0

1972 (3-3)			
DATE	SITE	ATT.	SCORE
8/5	at Detroit	53,194	Detroit 31, Miami 23
8/12	at Miami	73,525	Green Bay 14, Miami 13
8/19	at Cincinnati	55,808	Miami 35, Cincinnati 17
8/25	at Miami	73,470	Miami 24, Atlanta 10
8/31	at Washington	52,098	Washington 27, Miami 24
9/10	at Miami	75,826	Miami 21, Minnesota 19

1973 (4-2-1)			
DATE	SITE	ATT.	SCORE
7/27	at Chicago	54,103	Miami 14, College All-Stars 3
8/4	at Miami	78,091	Miami 14, Cincinnati 13
8/11	at Miami	78,112	Miami 14, New Orleans 13
8/18	at Miami	78,590	Miami 9, Chicago 9
8/24	at Miami	78,618	Miami 17, Los Angeles 14
8/31	at Minnesota	45,894	Minnesota 20, Miami 17
9/6	at Dallas	58,656	Dallas 26, Miami 23

1974 (4-2)

DATE	SITE	ATT.	SCORE
8/2	at Cincinnati	37,925	Cincinnati 19, Miami 13
8/10	at Miami	55,073	Miami 45, New Orleans 20
8/19	at Miami	67,963	Miami 21, Minnesota 9
8/24	at Los Angeles	64,663	Los Angeles 31, Miami 13
8/30	at Miami	54,666	Miami 21, Green Bay 10
9/7	at Chicago	55,093	Miami 30, Chicago 7

1975 (5-1)

DATE	SITE	ATT.	SCORE
8/9	at Miami	55,567	Miami 7, Cincinnati 3
8/16	at Miami	52,923	Miami 20, Detroit 14
8/23	at New Orleans	59,646	Miami 20, New Orleans 10
9/1	at Minnesota	47,544	Minnesota 20, Miami 7
9/6	at Miami	51,861	Miami 21, Chicago 10
9/13	at Miami	52,835	Miami 31, N.Y. Giants 13

1976 (6-0)

DATE	SITE	ATT.	SCORE
7/31	at Miami	50,469	Miami 16, Minnesota 3
8/8	at Detroit	53,036	Miami 30, Detroit 21
8/14	at Miami	51,869	Miami 24, Philadelphia 16
8/21	at Tampa Bay	67,466	Miami 28, Tampa Bay 21
8/28	at Houston	43,146	Miami 10, Houston 6
9/4	at New Orleans	63,950	Miami 20, New Orleans 7

1977 (4-2)

DATE	SITE	ATT.	SCORE
8/6	at Tampa Bay	62,056	Miami 13, Tampa Bay 7
8/13	at Miami	43,282	Miami 27, Washington 15
8/20	at Dallas	57,482	Miami 20, Dallas 14
8/26	at Minnesota	47,678	Minnesota 33, Miami 7
9/3	at Miami	38,235	New Orleans 17, Miami 10
9/11	at N.Y. Giants	51,561	Miami 27, N.Y. Giants 21

1978 (4-1)

DATE	SITE	ATT.	SCORE
7/29	at Canton	18,355	Philadelphia 17, Miami 3
8/5	at Miami	45,068	Miami 28, St. Louis 7
8/12	at New Orleans	53,602	Miami 31, New Orleans 17
8/18	at Miami	52,851	Miami 30, Minnesota 22
8/25	at Tampa Bay	70,321	Miami 24, Tampa Bay 20

1979 (4-0)

DATE	SITE	ATT.	SCORE
8/3	at Miami	46,130	Miami 14, New Orleans 7
8/11	at Tampa Bay	70,631	Miami 13, Tampa Bay 7
8/18	at Minnesota	47,696	Miami 21, Minnesota 10
8/24	at Miami	47,951	Miami 14, Philadelphia 13

1980 (3-1)

DATE	SITE	ATT.	SCORE
8/10	at Miami	41,345	Miami 17, Detroit 7
8/18	at Seattle	63,757	Miami 24, Seattle 7
8/23	at Miami	41,986	Minnesota 17, Miami 10
8/29	at New Orleans	51,473	Miami 20, New Orleans 0

1981 (4-0)

DATE	SITE	ATT.	SCORE
8/8	at Minnesota	47,596	Miami 20, Minnesota 6
8/15	at Miami	41,502	Miami 24, Denver 14
8/22	at Detroit	54,676	Miami 31, Detroit 27
8/28	at Miami	41,290	Miami 31, Kansas City 7

1982 (2-1-1)

DATE	SITE	ATT.	SCORE
8/14	at Miami	45,681	Miami 24, Washington 7
8/21	at Denver	74,465	Denver 17, Miami 14
8/28	at Kansas City	42,403	Miami 17, Kansas City 17 (OT)
9/3	at Miami	46,257	Miami 16, N.Y. Giants 13

318

1983 (2-2)

DATE	SITE	ATT.	SCORE
8/6	at Dallas	46,826	Dallas 20, Miami 17
8/13	at Miami	38,735	New Orleans 19, Miami 17
8/19	at Washington	54,750	Miami 38, Washington 7
8/26	at N.Y. Giants	58,732	Miami 24, N.Y. Giants 3

1984 (3-1)

DATE	SITE	ATT.	SCORE
8/4	at Miami	37,559	Miami 24, Indianapolis 3
8/11	at Minnesota	54,003	Miami 27, Minnesota 7
8/19	at L.A. Raiders	40,099	Miami 29, L.A. Raiders 23
8/24	at Tampa Bay	53,023	Tampa Bay 14, Miami 13

1985 (2-2)

DATE	SITE	ATT.	SCORE
8/10	at Miami	41,129	Minnesota 16, Miami 13 (OT)
8/17	at Miami	37,557	Miami 27, Buffalo 17
8/24	at L.A. Raiders	45,733	Miami 23, L.A. Raiders 17
8/30	at Atlanta	32,768	Atlanta 19, Miami 17

1986 (2-2)

DATE	SITE	ATT.	SCORE
8/9	at Minnesota	52,865	Minnesota 30, Miami 16
8/15	at Miami	50,815	Cleveland 17, Miami 10
8/23	at Philadelphia	51,635	Miami 20, Philadelphia 15
8/29	at Miami	45,766	Miami 21, Tampa Bay 3

1987 (2-2)

DATE	SITE	ATT.	SCORE
8/16	at Miami	63,451	Chicago 10, Miami 3
8/24	at Denver	74,288	Denver 31, Miami 28
8/29	at Philadelphia	38,728	Miami 35, Philadelphia 3
9/4	at Miami	66,236	Miami 34, Buffalo 20

1988 (2-3)

DATE	SITE	ATT.	SCORE
7/31	at London	70,535	Miami 27, San Francisco 21
8/6	at Chicago	60,386	Chicago 20, Miami 17
8/13	at Miami	51,270	Washington 27, Miami 10
8/19	at Miami	49,795	Miami 16, Denver 13 (OT)
8/26	at Minnesota	51,463	Minnesota 24, Miami 17

1989 (0-4)

DATE	SITE	ATT.	SCORE
8/14	at Miami	51,085	Chicago 28, Miami 20
8/19	at Jacksonville	56,712	Houston 26, Miami 10
8/25	at Washington	51,438	Washington 35, Miami 21
9/2	at Miami	41,748	Philadelphia 20, Miami 10

1990 (1-3)

DATE	SITE	ATT.	SCORE
8/11	at Chicago	56,449	Chicago 10, Miami 6
8/18	at Philadelphia	52,404	Philadelphia 23, Miami 14
8/25	at Miami	44,897	Miami 17, Denver 16
8/31	at Miami	44,689	Minnesota 20, Miami 17

1991 (3-2)

DATE	SITE	ATT.	SCORE
7/26	at Miami	49,939	Chicago 6, Miami 0
8/4	at Tokyo	51,122	Miami 19, L.A. Raiders 17
8/10	at Tampa Bay	51,387	Miami 29, Tampa Bay 13
8/19	at Denver	72,555	Denver 21, Miami 13
8/24	at Miami	44,099	Miami 28, New Orleans 24

1992 (3-2)

DATE	SITE	ATT.	SCORE
8/1	at Orlando	63,100	Miami 22, Washington 21
8/7	at Miami	50,803	Dallas 27, Miami 24
8/16	at Berlin	60,813	Miami 31, Denver 27
8/22	at Miami	42,136	Miami 22, Tampa Bay 7
8/27	at Baltimore	60,021	New Orleans 17, Miami 3

319

YEAR-BY-YEAR SCORES

● local TV blackout lifted

1966: **Won 3, Lost 11** **Head Coach: George Wilson**
Fourth (tied) - Eastern Division

		PAID	ANNOUNCE
9/2	OAKLAND	25,188	26,776
9/9	NEW YORK JETS	33,650	34,402
9/18	at Buffalo	24-58	37,176
10/2	at San Diego	10-44	26,451
10/9	at Oakland	10-21	28,863
10/16	DENVER	24-7	30,787
10/23	at Houston	20-13	22,191
11/6	BUFFALO	0-29	21,999
11/13	at Kansas City	16-34	36,685
11/20	at New York Jets	13-30	33,733
11/27	BOSTON	14-20	57,092
12/4	at Denver	7-17	22,480
12/11	KANSAS CITY	18-19	32,116
12/18	HOUSTON	29-28	19,387
		416,285	425,697

1967: **Won 4, Lost 10** **Head Coach: George Wilson**
Third (tied) - Eastern Division

		PAID	ANNOUNCE
9/17	DENVER	35-21	29,072
9/24	KANSAS CITY	0-24	29,381
10/1	at New York Jets	7-29	33,280
10/8	at Kansas City	0-41	59,433
10/15	at Boston	10-41	42,920
10/22	NEW YORK JETS	14-33	17,859
11/5	at Buffalo	13-35	28,392
11/12	at San Diego	0-24	30,950
11/19	at Oakland	17-31	32,395
11/26	BUFFALO	17-14	33,753
12/3	at Houston	14-17	24,357
12/10	SAN DIEGO	41-24	21,865
12/17	BOSTON	41-32	23,032
12/23	HOUSTON	10-41	22,079
		429,015	457,992

1968: **Won 5, Lost 8, Tied 1** **Head Coach: George Wilson**
Third - Eastern Division

		PAID	ANNOUNCE
9/14	HOUSTON	10-24	38,097
9/21	OAKLAND	21-47	40,067
9/28	KANSAS CITY	3-48	28,751
10/6	at Houston	24-7	27,732
10/12	BUFFALO	14-14	35,424
10/20	at Cincinnati	24-22	28,653
10/27	at Denver	14-21	25,076
11/3	at San Diego	28-34	43,411
11/10	at Buffalo	21-17	31,686
11/17	CINCINNATI	21-38	28,399
11/24	at Boston	34-10	30,304
12/1	at New York Jets	17-35	13,646
12/8	BOSTON	38-7	60,207
12/15	NEW YORK JETS	7-31	24,902
		447,590	468,251

1969: **Won 3, Lost 10, Tied 1** **Head Coach: George Wilson**
Fifth - Eastern Division

		PAID	ANNOUNCE
9/14	at Cincinnati	21-27	24,487
9/20	at Oakland	17-20	25,335
9/28	at Houston	10-22	48,477
10/4	OAKLAND	20-20	40,387
10/11	SAN DIEGO	14-21	32,668
10/19	at Kansas City	10-17	33,073
		47,038	49,809

320

10/26	BUFFALO	W	24-6	39,194	39,837
11/2	at New York Jets	L	31-34	60,793	61,761
11/9	at Boston	W	17-16	10,665	8,374
11/16	at Buffalo	L	3-28	32,344	32,868
11/23	HOUSTON	L	7-32	27,114	27,218
11/30	Boston (at Tampa)	L	23-38	27,179	32,121
12/7	DENVER	W	27-24	24,972	25,332
12/14	NEW YORK JETS	L	9-27	42,148	48,108
				490,539	512,325

1970: **Won 10, Lost 4** **Head Coach: Don Shula**
Second - Eastern Division

		PAID	ANNOUNCE		
9/20	at Houston	L	14-27	27,265	32,607
9/27	at Boston	W	20-10	38,779	39,840
10/3	OAKLAND	W	20-13	54,412	57,140
10/10	at New York Jets	W	20-6	61,801	62,712
10/18	at Buffalo	W	33-14	40,820	41,312
10/25	CLEVELAND	L	0-28	70,872	75,313
11/1	at Baltimore	L	0-35	59,305	60,240
11/8	at Philadelphia	L	17-24	53,149	58,171
11/15	NEW ORLEANS	W	21-10	41,557	42,866
11/22	BALTIMORE	W	34-17	63,362	67,699
11/30	at Atlanta	W	20-7	53,303	54,036
12/6	BOSTON	W	37-20	46,370	51,034
12/13	NEW YORK JETS	W	16-10	71,892	75,099
12/20	BUFFALO	W	45-7	64,957	70,990
				747,844	789,059

AMERICAN CONFERENCE PLAYOFF
12/27 at Oakland L 14-21 52,594 54,401

1971: **Won 10, Lost 3, Tied 1** **Head Coach: Don Shula**
First - Eastern Division

		PAID	ANNOUNCE		
9/19	at Denver	T	10-10	50,499	51,228
9/26	at Buffalo	W	29-14	44,626	45,139
10/3	NEW YORK JETS	L	10-14	67,161	66,025
10/10	at Cincinnati	W	23-13	59,090	60,099
10/17	NEW ENGLAND	W	41-3	56,222	54,566
10/24	at New York Jets	W	30-14	61,170	62,130
10/31	at Los Angeles	W	20-14	68,386	72,903
11/7	BUFFALO	W	34-0	57,748	52,404
11/14	PITTSBURGH	W	24-21	63,178	61,167
11/21	BALTIMORE	W	17-14	73,063	72,043
11/29	CHICAGO	W	34-3	73,071	75,061
12/5	at New England	L	13-34	60,110	61,457
12/11	at Baltimore	L	3-14	59,293	60,238
12/19	GREEN BAY	W	27-6	74,215	73,122
				867,832	867,582

AMERICAN CONFERENCE PLAYOFF
12/25 at Kansas City (2 OT) W 27-24 50,374 45,822

AMERICAN CONFERENCE CHAMPIONSHIP
1/2 BALTIMORE W 21-0 78,629 78,939

SUPER BOWL VI AT NEW ORLEANS
1/16 Dallas L 3-24 81,023 80,591

1972: **Won 14, Lost 0** **Head Coach: Don Shula**
First - Eastern Division

		PAID	ANNOUNCE		
9/17	at Kansas City	W	20-10	78,736	79,829
9/24	HOUSTON	W	34-13	75,069	71,285
10/1	at Minnesota	W	16-14	45,766	47,900
10/8	at New York Jets	W	27-17	61,720	63,841
10/15	SAN DIEGO	W	24-10	78,212	77,596
10/22	BUFFALO	W	24-23	78,175	75,185
10/29	at Baltimore	W	23-0	59,303	60,000
11/5	at Buffalo	W	30-16	45,659	46,206
11/12	NEW ENGLAND	W	52-0	78,148	75,528
11/19	NEW YORK JETS	W	28-24	78,166	78,914
11/27	ST. LOUIS	W	31-10	78,190	76,801
12/3	at New England	W	37-21	60,144	60,999
12/10	at New York Giants	W	23-13	62,728	62,728
12/16	BALTIMORE	W	16-0	78,202	76,696
				958,218	953,508

321

AMERICAN CONFERENCE PLAYOFF

Table with columns for date, team, result, score, and revenue. Includes entries for Cleveland and Pittsburgh.

AMERICAN CONFERENCE CHAMPIONSHIP

Table with columns for date, team, result, score, and revenue. Includes entry for Pittsburgh.

SUPER BOWL VII AT LOS ANGELES

Table with columns for date, team, result, score, and revenue. Includes entry for Washington.

1973: Won 12, Lost 2 First - Eastern Division

Head Coach: Don Shula

PAID ANNOUCE

Table listing game results and revenue for the 1973 season, including games against San Francisco, Oakland, New England, etc.

1,025,400 880,113

AMERICAN CONFERENCE PLAYOFF

Table with columns for date, team, result, score, and revenue. Includes entry for Cincinnati.

AMERICAN CONFERENCE CHAMPIONSHIP

Table with columns for date, team, result, score, and revenue. Includes entry for Oakland.

SUPER BOWL VIII AT HOUSTON

Table with columns for date, team, result, score, and revenue. Includes entry for Minnesota.

1974: Won 11, Lost 3

First - Eastern Division

Head Coach: Don Shula

PAID ANNOUCE

Table listing game results and revenue for the 1974 season, including games against New England, Buffalo, San Diego, etc.

942,486 856,736

AMERICAN CONFERENCE PLAYOFF

Table with columns for date, team, result, score, and revenue. Includes entry for Oakland.

1975: Won 10, Lost 4

First (Tied) - Eastern Division

Head Coach: Don Shula

PAID ANNOUCE

Table listing game results and revenue for the 1975 season, including games against Oakland, New England, Green Bay, etc.

909,676 854,575

1976: Won 6, Lost 8

Third-Eastern Division

Head Coach: Don Shula

PAID ANNOUCE

Table listing game results and revenue for the 1976 season, including games against Buffalo, New England, New York Jets, etc.

826,661 773,370

1977: Won 10, Lost 4

First (Tied) - Eastern Division

Head Coach: Don Shula

PAID ANNOUCE

Table listing game results and revenue for the 1977 season, including games against Buffalo, San Francisco, Houston, etc.

773,147 722,951

1978: Won 11, Lost 5

First (Tied) - Eastern Division

Head Coach: Don Shula

PAID ANNOUCE

Table listing game results and revenue for the 1978 season, including games against New York Jets, Baltimore, Buffalo, etc.

921,273 887,107

AFC WILD-CARD PLAYOFF

Table with columns for date, team, result, score, and revenue. Includes entry for Houston.

1979: Won 10, Lost 6

First - Eastern Division

Head Coach: Don Shula

PAID ANNOUCE

Table listing game results and revenue for the 1979 season, including games against Buffalo, Seattle, Minnesota, etc.

323

AMERICAN CONFERENCE PLAYOFF				
1/4	●	CLEVELAND	W	24-21 75,842 75,128
AMERICAN CONFERENCE CHAMPIONSHIP				
1/12	●	NEW ENGLAND	L	14-31 76,270 74,978

1986: **Won 8, Lost 8** Head Coach: Don Shula
Third - Eastern Division

		PAID	ANNOUNCE
9/7	●	at San Diego	L 28-50 60,147 57,726
9/14		INDIANAPOLIS	W 30-10 58,442 51,848
9/21	●	at New York Jets (OT)	L 45-51 76,891 71,025
9/28		SAN FRANCISCO	L 16-31 74,730 70,264
10/5	●	at New England	L 7-34 61,000 60,689
10/12		BUFFALO	W 27-14 59,089 49,467
10/19	●	L.A. RAIDERS	L 28-30 75,284 53,421
10/26	●	at Indianapolis	W 17-13 60,596 58,350
11/2		HOUSTON	W 28-7 56,321 43,804
11/10	●	at Cleveland	L 16-26 79,793 77,949
11/16	●	at Buffalo	W 34-24 80,290 76,474
11/24	●	NEW YORK JETS	W 45-3 76,254 70,206
11/30		ATLANTA	L 14-20 62,309 53,762
12/7		at New Orleans	W 31-27 69,136 64,761
12/14	●	at L.A. Rams (OT)	W 37-31 68,379 62,629
12/22		NEW ENGLAND	L 27-34 76,254 74,516
		1,094,915	996,891

1987: **Won 8, Lost 7** Head Coach: Don Shula
Second (Tied) - Eastern Division

		PAID	ANNOUNCE
9/13	●	at New England	L 21-28 60,864 54,642
9/20		at Indianapolis	W 23-10 58,704 57,524
10/4	●	at Seattle	L 20-24 32,056 19,448
10/11		KANSAS CITY	W 42-0 43,875 25,867
10/18	●	at New York Jets (OT)	L 31-37 39,000 18,249
10/25		BUFFALO (OT)	L 31-34 70,592 61,295
11/1		PITTSBURGH	W 35-24 72,028 52,578
11/8	●	at Cincinnati	W 20-14 59,931 53,840
11/15		INDIANAPOLIS	L 21-40 72,070 65,433
11/22	●	at Dallas	W 20-14 63,292 56,519
11/29		at Buffalo	L 0-27 72,350 68,055
12/7	●	NEW YORK JETS	W 37-28 72,672 62,592
12/13	●	at Philadelphia	W 28-10 65,746 63,841
12/20	●	WASHINGTON	W 23-21 72,743 65,715
12/28	●	NEW ENGLAND	L 10-24 72,630 61,192
		928,553	786,790

Game Lost to Strike: NEW YORK GIANTS

1988: **Won 6, Lost 10** Head Coach: Don Shula
Fifth - Eastern Division

		PAID	ANNOUNCE
9/4	●	at Chicago	L 7-34 66,496 63,330
9/11	●	at Buffalo	L 6-9 80,343 79,529
9/18		GREEN BAY	W 24-14 61,965 54,409
9/25	●	at Indianapolis	L 13-15 60,577 59,638
10/2		MINNESOTA	W 24-7 65,757 59,867
10/9		at L.A. Raiders	W 24-14 55,178 50,751
10/16		SAN DIEGO	W 31-28 64,623 58,972
10/23		NEW YORK JETS	L 30-44 72,756 68,292
10/30		at Tampa Bay	W 17-14 74,314 67,352
11/6	●	at New England	L 10-21 60,945 60,840
11/14		BUFFALO	L 6-31 72,610 67,091
11/20		NEW ENGLAND	L 3-6 65,009 53,525
11/27	●	at New York Jets	L 34-38 76,891 52,752
12/4		INDIANAPOLIS	L 28-31 61,613 45,236
12/12		CLEVELAND	W 38-31 71,518 61,884
12/18	●	at Pittsburgh	L 24-40 59,000 36,051
		1,069,595	939,519

1989: **Won 8, Lost 8** Head Coach: Don Shula
Second (Tied) - Eastern Division

		PAID	ANNOUNCE
9/10		BUFFALO	L 24-27 58,373 54,541
9/17		at New England	W 24-10 58,089 57,043

9/24		NEW YORK JETS	L 33-40 67,673 65,908
10/1		at Houston	L 7-39 53,617 53,326
10/8		CLEVELAND (OT)	W 13-10 64,542 58,444
10/15	●	at Cincinnati	W 20-13 60,044 58,184
10/22		GREEN BAY	W 23-20 60,570 56,624
10/29	●	at Buffalo	L 17-31 80,422 80,208
11/5		INDIANAPOLIS	W 19-13 57,916 52,680
11/12	●	at New York Jets	W 31-23 76,891 65,923
11/19		at Dallas	W 17-14 58,738 56,044
11/26		PITTSBURGH	L 14-34 65,302 59,936
12/3		at Kansas City	L 21-26 56,004 54,610
12/10		NEW ENGLAND	W 31-10 62,127 55,918
12/17	●	at Indianapolis	L 13-42 60,643 55,665
12/24		KANSAS CITY	L 24-27 55,952 43,612
		996,903	928,666

1990: **Won 12, Lost 4** Head Coach: Don Shula
Second - Eastern Division

		PAID	ANNOUNCE
9/9		at New England	W 27-24 45,628 45,305
9/16		BUFFALO	W 30-7 68,490 68,142
9/23	●	at New York Giants	L 3-20 77,186 76,483
9/30	●	at Pittsburgh	W 28-6 59,000 54,691
10/7		NEW YORK JETS	W 20-16 71,835 69,678
10/18		NEW ENGLAND	W 17-10 65,017 62,630
10/28	●	at Indianapolis	W 27-7 60,649 59,213
11/4		PHOENIX	W 23-3 57,652 54,924
11/11	●	at New York Jets	W 17-3 76,891 68,362
11/19	●	L.A. RAIDERS	L 10-13 72,393 70,553
11/25		at Cleveland	W 30-13 73,195 70,225
12/2	●	at Washington	L 20-42 55,683 53,599
12/9	●	PHILADELPHIA (OT)	W 23-20 71,904 67,034
12/16		SEATTLE	W 24-17 61,843 57,851
12/23	●	at Buffalo	L 14-24 80,433 80,235
12/30		INDIANAPOLIS	W 23-17 63,797 59,547
		1,061,596	1,018,472

AMERICAN CONFERENCE FIRST ROUND PLAYOFF				
1/5	●	KANSAS CITY	W 17-16	73,067 67,276
AMERICAN CONFERENCE DIVISIONAL PLAYOFF				
1/12	●	at Buffalo	L 34-44	80,252 77,087

1991: **Won 8, Lost 8** Head Coach: Don Shula
Second (Tied) - Eastern Division

		PAID	ANNOUNCE
9/1	●	at Buffalo	L 31-35 80,368 80,252
9/8		INDIANAPOLIS	W 17-6 55,076 51,155
9/15		at Detroit	L 13-17 59,693 56,896
9/22		GREEN BAY	W 16-13 57,799 56,583
9/29	●	at New York Jets	L 23-41 76,891 71,170
10/6		at New England	W 20-10 55,075 49,749
10/13	●	at Kansas City	L 7-42 77,865 76,021
10/20		HOUSTON	L 13-17 66,328 60,705
11/3		at Indianapolis	W 10-6 57,154 55,899
11/10		NEW ENGLAND	W 30-20 59,169 56,065
11/18	●	BUFFALO	L 27-41 72,839 71,062
11/24	●	at Chicago (OT)	W 16-13 66,946 58,288
12/1		TAMPA BAY	W 33-14 59,393 51,036
12/9		CINCINNATI	W 37-13 64,844 60,616
12/15		at San Diego	L 30-38 53,140 47,731
12/22	●	NEW YORK JETS (OT)	L 20-23 72,487 69,636
		1,035,067	972,864

1992: **Won 11, Lost 5** Head Coach: Don Shula
First - Eastern Division

		PAID	ANNOUNCE
9/14		at Cleveland	W 27-23 76,910 74,765
9/20		L.A. RAMS	W 26-10 59,892 55,945
9/27	●	at Seattle	W 19-17 65,879 59,374
10/4	●	at Buffalo	W 37-10 80,404 80,368
10/11		ATLANTA	W 21-17 71,646 68,633
10/18		NEW ENGLAND	W 38-17 61,120 57,282
10/25		INDIANAPOLIS	L 20-31 62,515 61,117
11/1	●	at New York Jets	L 14-26 76,891 69,313

11/8	at Indianapolis.....	W	28-0	61,046	59,892
11/16	● BUFFALO.....	L	20-26	72,460	70,629
11/22	● HOUSTON.....	W	19-16	72,009	63,597
11/29	● at New Orleans.....	L	13-24	68,591	68,591
12/6	● at San Francisco.....	L	3-27	66,461	58,474
12/14	● L.A. RAIDERS.....	W	20-7	72,220	67,098
12/20	● NEW YORK JETS.....	W	19-17	72,133	68,275
12/27	● at New England (OT).....	W	16-13	43,137	34,726
				1,083,314	1,018,079
AMERICAN CONFERENCE DIVISIONAL PLAYOFF					
1/10	● SAN DIEGO.....	W	31-0	72,625	71,224
AMERICAN CONFERENCE CHAMPIONSHIP					
1/17	● BUFFALO.....	L	10-29	72,996	72,703

DOLPHINS IN OVERTIME

LOCATION	W	L	T	WON TOSS	LOST TOSS
HOME	3	5	1	3	6
ROAD	4	5	0	4	5
PLAYOFFS	1	1	0	0	2
TOTALS	8	11	1	7	13

When they have won the toss, the Dolphins are 4-3 (1-2 home, 3-1 road). When they have lost the toss, the Dolphins are 4-8-1 (2-4-1 home, 2-4 road).

***Dec. 25, 1971 - Miami 27, at Kansas City 24 (2 OT):** Chiefs win toss. Jan Stenerud has 42-yard FG attempt blocked by Nick Buoniconti of Dolphins. Teams trade punts. Garo Yepremian misses FG try from 52 yards. K.C. QB Len Dawson is intercepted by Jake Scott and teams trade punts. Yepremian kicks a 37-yard FG at 7:40 of the second overtime.

Dec. 14, 1975 - at Baltimore 10, Miami 7: Dolphins win toss. Miami is forced to punt. Colts drive from their own 4 to the Miami 14. Toni Linhart kicks 31-yard FG at 12:44.

Oct. 17, 1976 - Kansas City 20, at Miami 17: Chiefs win toss. Kansas City punts and Miami drives to 20-yard line of Chiefs. Norm Bulaich fumbles into end zone and K.C. recovers for touchback. Chiefs drive to Miami 17 and Jan Stenerud kicks 34-yard FG at 14:48.

Nov. 18, 1979 - at Cleveland 30, Miami 24: Browns win toss. Brian Sipe throws 39-yard TD pass to Reggie Rucker at 1:59.

Nov. 20, 1980 - San Diego 27, at Miami 24: Chargers win toss. San Diego is forced to punt, but Woodrow Lowe intercepts David Woodley at the Miami 40 and returns it to the 12 of the Dolphins. Rolf Benirschke kicks 28-yard FG for Chargers at 7:14.

Dec. 8, 1980 - at Miami 16, New England 13: Dolphins win toss. Miami drives from its own 13 to the 5 of New England with the big play being a 54-yard pass to Dunel Harris from David Woodley. Uwe von Schamann kicks 23-yard FG at 3:20.

Oct. 4, 1981 - at Miami 28, N.Y. Jets 28 (tie): Jets win toss. Teams trade punts twice. Pat Leahy of Jets misses 48-yard FG attempt near end of OT period.

Nov. 8, 1981 - Miami 30, at New England 27: Dolphins win toss. Miami punts, but Bob Brudzinski intercepts Steve Grogan at New England 45 and returns it to 26 of the Pats. Thirteen yards is tacked on for unnecessary roughness on tackle of Brudzinski, before Uwe von Schamann kicks 30-yard FG at 7:09.

***Jan. 2, 1981 - San Diego 41, at Miami 38:** Chargers win toss. Rolf Benirschke misses 27-yard FG for San Diego and Uwe von Schamann of Miami has 34-yard FG blocked by Leroy Jones of Chargers. Benirschke kicks 29-yard FG at 13:52.

Oct. 9, 1983 - Buffalo 38, at Miami 35: Dolphins win toss. Uwe von Schamann misses FGs of 52 and 43 yards for Miami. Joe Danelo kicks 36-yard FG at 13:58.

Nov. 18, 1984 - at San Diego 34, Miami 28: Chargers win toss. Buford McGee runs for 25-yard TD at 3:17.

Sept. 21, 1986 - at N.Y. Jets 51, Miami 45: Jets win toss. Ken O'Brien throws a 43-yard TD pass to Wesley Walker at 2:35.

Dec. 14, 1986 - Miami 37, at L.A. Rams 31: Dolphins win toss. Dan Marino throws a 20-yard TD pass to Mark Duper at 3:04.

Oct. 18, 1987 - at N.Y. Jets 37, Miami 31: Jets win toss. Both teams exchange punts, then interceptions before Jets take over on another Dolphin interception. Pat Ryan passes eight yards to Eddie Hunter with :34 left in OT (at 14:26).

Oct. 25, 1987 - Buffalo 34, at Miami 31: Bills win toss. Scott Norwood kicks 27-yard field goal at 4:12.

Oct. 8, 1989 - at Miami 13, Cleveland 10: Browns win toss. Cleveland drives to Miami 26-yard line, but Matt Bahr misses 44-yard field goal. Miami drives 55 yards and Pete Stoyanovich kicks 35-yard field goal at 6:28.


Dec. 9, 1990 - at Miami 23, Philadelphia 20: Eagles win toss. Both teams exchange punts, then Eagles' Jeff Feagles boots 23-yard punt. Miami drives 35 yards and Pete Stoyanovich kicks 39-yard field goal at 12:32.

Nov. 24, 1991 - Miami 16, at Chicago 13: Dolphins win toss. Pete Stoyanovich kicks 27-yard FG at 4:11.

Dec. 22, 1991 - N.Y. Jets 23, at Miami 20: Dolphins win toss. Miami is forced to punt. Raul Allegre kicks 30-yard FG at 6:15.


Dec. 27, 1992 - Miami 16, at New England 13: Patriots win toss. New England is forced to punt. Pete Stoyanovich kicks 35-yard field goal at 6:43.

*Playoff Game



DOLPHIN FACT

Since 1973 when the local TV blackout first could be lifted provided that a game is sold out 72 hours in advance of kickoff, Miami is 63-56 (.529) in games where the game is locally televised. The Dolphins are 35-9 (.795) when a home game has been televised in the Miami area. When a road game has been televised in the city of the opposing team, Miami is 28-47.



DOLPHIN FACT

In the 1991 Pro Bowl, wide receiver Mark Clayton caught a nine-yard touchdown pass from Jim Kelly (Buffalo). He joined tight end Ferrell Edmunds, who caught a five-yard scoring toss from Dave Krieg (Seattle) in the '89 game, and Hall of Fame wide receiver Paul Warfield, who caught a 32-yard TD pass from Dolphin teammate Bob Griese in the '74 contest, as the only Dolphin players to have scored a touchdown in the all-star game.

DOLPHIN INDIVIDUAL RECORDS

The following individual records relate solely to service with the Miami Dolphins. They include National Football League regular-season statistics only - with the exception of those single-game records marked by "*" or "**."

* Playoff game **Super Bowl

1966-1977: 14 games	1983-1986: 16 games
1978-1981: 16 games	1987: 15 games
1982: 9 games	1988-1992: 16 games

SERVICE

MOST SEASONS

15	Bob Kuechenberg (1970-84)
14	Bob Griese (1967-80)
14	Don Strock (1974-87)
13	Nat Moore (1974-86)
12	Larry Little (1969-80)
12	Ed Newman (1973-84)
12	Bruce Hardy (1978-89)
12	Jim Jensen (1981-92)

MOST GAMES PLAYED

190	Bob Kuechenberg (1970-84)
183	Nat Moore (1974-86)
167	Ed Newman (1973-85)
164	Jim Jensen (1981-92)
163	Don Strock (1974-87)
161	Bob Griese (1967-80)
159	Vern Den Herder (1971-81)
158	Larry Little (1969-80)
151	Bruce Hardy (1978-89)
151	Dan Marino (1983-92)

MOST CONSECUTIVE GAMES PLAYED

128	Jim Langer (10th in 1970 through 11th in 1979)
127	Garó Yepremian (2nd in 1970 through 14th in 1978)
125	Bob Baumhower (1st in 1977 through 14th in 1984)
107	Dwight Stephenson (1st in 1980 through 2nd in 1987)
98	Dick Anderson (1st in 1968 through 14th in 1974)
95	Vern Den Herder (1st in 1971 through 11th in 1977)

MOST STARTS

176	Bob Kuechenberg (1970-84)
152	Bob Griese (1967-80)
152	Larry Little (1969-80)
149	Dan Marino (1983-92)
143	Vern Den Herder (1971-81)
136	Norm Evans (1966-75)
129	Bob Baumhower (1977-86)

MOST CONSECUTIVE STARTS

109	Jim Langer (1st in 1972 through 9th in 1979)
91	Norm Evans (3rd in 1969 through 9th in 1975)
90	Dan Marino (6th in 1987 through 16th in 1992 - current)
87	Dick Anderson (12th in 1968 through 14th in 1974)
86	Bob Baumhower (1st in 1977 through 8th in 1982)
84	Jake Scott (1st in 1970 through 14th in 1975)
81	Vern Den Herder (1st in 1972 through 11th in 1977)
80	Dwight Stephenson (12th in 1981 through 2nd in 1987)

MOST PRO BOWLS

7	Dan Marino (1983-87, 1991-92)
---	-------------------------------

6	Bob Griese (1970-71, 1973-74, 1977-78)
6	Jim Langer (1973-78)
6	Bob Kuechenberg (1974-75, 1977-78, 1982-83)
5	Larry Csonka (1970-74)
5	Paul Warfield (1970-74)
5	Jake Scott (1971-75)
5	Bob Baumhower (1979, 1981-84)
5	Dwight Stephenson (1983-87)
5	John Offerdahl (1986-90)
5	Mark Clayton (1984-86, 1988, 1991)

MOST CONSECUTIVE PRO BOWLS

6	Jim Langer (1973-78)
5	Larry Csonka (1970-74)
5	Paul Warfield (1970-74)
5	Jake Scott (1971-75)
5	Dan Marino (1983-87)
5	Dwight Stephenson (1983-87)
5	John Offerdahl (1986-90)

MOST PRO BOWL STARTS

5	Jim Langer (1973-77)
5	Dan Marino (1983-86, 1992)
4	Dwight Stephenson (1983-86)
4	John Offerdahl (1986, 1988-90)
3	Larry Little (1972-74)
3	Jake Scott (1972-73, 1975)
3	Bob Baumhower (1979, 1981, 1983)

MOST CONSECUTIVE PRO BOWL STARTS

5	Jim Langer (1973-77)
4	Dwight Stephenson (1983-86)
4	Dan Marino (1983-86)
3	Larry Little (1972-74)
3	John Offerdahl (1988-90)

SCORING

MOST POINTS

Career	
830	Garó Yepremian (1970-78), 335 XPs, 165 FGs
540	Uwe von Schamann (1979-84), 237 XPs, 101 FGs
492	Mark Clayton (1983-92), 82 TDs
450	Nat Moore (1974-86), 75 TDs
440	Pete Stoyanovich (1990-92), 137 XPs, 101 FGs
Season	
124	Pete Stoyanovich (1992), 34 XPs, 30 FGs
121	Pete Stoyanovich (1991), 28 XPs, 31 FGs
117	Garó Yepremian (1971), 33 XPs, 28 FGs
116	Fuad Reveiz (1985), 50 XPs, 22 FGs
115	Garó Yepremian (1972), 43 XPs, 24 FGs
Game	
24	Paul Warfield (12/15/73 vs. Detroit), 4 TDs

MOST POINTS BY ROOKIE

Season	
116	Fuad Reveiz (1985), 50 XPs, 22 FGs
99	Uwe von Schamann (1979), 36 XPs, 21 FGs
95	Pete Stoyanovich (1989), 38 XPs, 19 FGs
78	Ron Davenport (1985), 13 TDs

MOST CONSECUTIVE GAMES SCORING POINTS

121	Garó Yepremian (8th in 1970 through 16th in 1978)
-----	---

MOST TOUCHDOWNS

Career	
82	Mark Clayton (1983-92), 81 pass, 1 return
75	Nat Moore (1974-86), 74 pass, 1 run
59	Mark Duper (1982-92), 59 pass
57	Larry Csonka (1968-74, 1979), 53 run, 4 pass
33	Mercury Morris (1969-75), 29 run, 1 pass, 3 return
33	Paul Warfield (1970-74), 33 pass

33 Tony Nathan (1979-87), 16 run, 16 pass, 1 return
Season
 18 Mark Clayton (1984), 18 pass
 14 Mark Clayton (1988), 14 pass
 13 Ron Davenport (1985), 11 run, 2 pass
 13 Nat Moore (1977), 12 pass, 1 run
 13 Larry Csonka (1979), 12 run, 1 pass
Game
 4 Paul Warfield (12/15/73 vs. Detroit), 4 pass

MOST TOUCHDOWNS BY ROOKIE

Season
 13 Ron Davenport (1985), 11 run, 2 pass
 8 Andra Franklin (1981), 7 run, 1 pass
 7 Larry Csonka (1968), 6 run, 1 pass
 7 Troy Stradford (1987), 6 run, 1 pass
Game
 3 Ronald Scott (10/11/87 vs. Kansas City), 3 run
 3 Troy Stradford (12/7/87 vs. N.Y. Jets), 3 run
 3 Sammie Smith (12/10/89 vs. New England), 3 run

MOST CONSECUTIVE GAMES SCORING TOUCHDOWN

6 Paul Warfield (4th through 9th in 1971)
 6 Mark Clayton (13th through 16th in 1988 and 2nd through 3rd in 1989)

MOST FIELD GOALS

Career
 165 Garo Yepremian (1970-78), 242 attempts
 101 Uwe von Schamann (1979-84), 149 attempts
 101 Pete Stoyanovich (1989-92) 125 attempts
Season
 31 Pete Stoyanovich (1991), 37 attempts
 30 Pete Stoyanovich (1992), 37 attempts
 28 Garo Yepremian (1971), 40 attempts
 25 Garo Yepremian (1973), 37 attempts
Game
 5 Garo Yepremian (9/26/71 at Buffalo), 6 attempts
 4 Seven times, last 1992

MOST FIELD GOALS BY ROOKIE

Season
 22 Fuad Reveiz (1985), 27 attempts
 21 Uwe von Schamann (1979), 29 attempts
 19 Pete Stoyanovich (1989), 26 attempts
 13 Karl Kremser (1969), 22 attempts

MOST CONSECUTIVE GAMES SCORING FIELD GOAL

20 Garo Yepremian (10th in 1970 through 1st in 1972)

MOST CONSECUTIVE FIELD GOALS

16 Garo Yepremian (8th through 16th in 1978)

HIGHEST FIELD GOAL PERCENTAGE

Career (minimum 50 attempts)
 80.8 Pete Stoyanovich (1989-92), 101 of 125
 73.6 Fuad Reveiz (1985-88), 53 of 72
 68.2 Garo Yepremian (1970-78), 165 of 242
 67.8 Uwe von Schamann (1979-84), 101 of 149
Season (minimum 15 attempts)
 84.0 Pete Stoyanovich (1990), 21 of 25
 83.8 Pete Stoyanovich (1991), 31 of 37
 82.6 Garo Yepremian (1978), 19 of 23
 81.5 Fuad Reveiz (1985), 22 of 27
 81.3 Garo Yepremian (1975), 13 of 16

LONGEST FIELD GOALS

59 Pete Stoyanovich (11/12/89 at N.Y. Jets)
 *58 Pete Stoyanovich (1/5/91 vs. Kansas City)
 54 Garo Yepremian (10/22/72 vs. Buffalo)
 53 Garo Yepremian (9/16/73 vs. San Francisco)
 53 Garo Yepremian (12/5/76 vs. Buffalo)

53 Uwe von Schamann (10/21/79 at New England)
 53 Pete Stoyanovich (10/28/90 at Indianapolis)
 53 Pete Stoyanovich (9/29/91 at N.Y. Jets)
 53 Pete Stoyanovich (9/27/92 at Seattle)

MOST POINTS AFTER TOUCHDOWN

Career
 335 Garo Yepremian (1970-78), 351 attempts
 237 Uwe von Schamann (1979-84), 250 attempts

Season
 66 Uwe von Schamann (1984), 70 attempts
 52 Fuad Reveiz (1986), 55 attempts
 50 Fuad Reveiz (1985), 52 attempts

Game
 7 Garo Yepremian (11/12/72 vs. New England), 7 attempts
 7 Garo Yepremian (11/24/77 at St. Louis), 8 attempts

MOST POINTS AFTER TOUCHDOWN BY ROOKIE

Season
 50 Fuad Reveiz (1985), 52 attempts
 38 Pete Stoyanovich (1989), 39 attempts
 36 Uwe von Schamann (1979), 40 attempts
 30 Jimmy Keyes (1968), 30 attempts

MOST CONSECUTIVE POINTS AFTER TOUCHDOWN

110 Garo Yepremian (7th in 1972 to 2nd in 1975)

HIGHEST POINT AFTER TOUCHDOWN PERCENTAGE

Career (minimum 150 attempts)
 95.3 Fuad Reveiz (1985-88), 161 of 169
 94.9 Garo Yepremian (1970-78), 335 of 353
 94.8 Uwe Von Schamann (1979-84), 237 of 250

RUSHING

MOST RUSHING YARDS

Career
 6,737 Larry Csonka (1968-74, 1979), 1,506 attempts
 3,877 Mercury Morris (1969-75), 754 attempts
 3,644 Jim Kiick (1968-74), 997 attempts
 3,543 Tony Nathan (1979-87), 732 attempts
 2,632 Delvin Williams (1978-80), 643 attempts

Season
 1,258 Delvin Williams (1978), 4.6 per carry
 1,117 Larry Csonka (1972), 5.2 per carry
 1,051 Larry Csonka (1971), 5.4 per carry
 1,003 Larry Csonka (1973), 4.6 per carry
 1,000 Mercury Morris (1972), 5.3 per carry

Game
 197 Mercury Morris (9/30/73 vs. New England), 15 attempts
 172 Gary Davis (12/17/77 vs. Buffalo), 26 attempts
 169 Troy Stradford (11/22/87 at Dallas), 17 attempts
 159 Sammie Smith (9/9/89 at New England), 23 attempts
 151 Abner Haynes (9/17/67 vs. Denver), 12 attempts
 151 Delvin Williams (11/9/80 at Los Angeles), 12 attempts

MOST RUSHING YARDS BY ROOKIE

Season
 711 Andra Franklin (1981), 3.5 per carry
 659 Sammie Smith (1989), 3.3 per carry
 621 Jim Kiick (1968), 3.8 per carry
 619 Troy Stradford (1987), 4.3 per carry

Game
 169 Troy Stradford (11/27/87 at Dallas), 17 attempts
 140 Leroy Harris (12/5/77 vs. Baltimore), 17 attempts
 123 Sammie Smith (11/7/89 vs. Indianapolis), 25 attempts
 120 Troy Stradford (12/7/87 vs. N.Y. Jets), 30 attempts
 111 Jim Kiick (11/10/68 at Buffalo), 23 attempts

MOST RUSHING ATTEMPTS

Career
 1,506 Larry Csonka (1968-74, 1979)

997	Jim Kiick (1968-74)
754	Mercury Morris (1969-75)
732	Tony Nathan (1979-87)
643	Delvin Williams (1978-80)
Season	
272	Delvin Williams (1978)
256	Mark Higgs (1992)
231	Mark Higgs (1991)
226	Sammie Smith (1990)
224	Andra Franklin (1983)
Game	
**33	Larry Csonka (1/13/74 vs. Minnesota), 145 yards
31	Mercury Morris (10/5/75 at Green Bay), 125 yards
30	Troy Stradford (12/7/87 vs. N.Y. Jets), 120 yards
30	Mark Higgs (9/1/91 at Buffalo), 146 yards
*29	Larry Csonka (12/30/73 vs. Oakland), 117 yards
29	Sammie Smith (12/30/90 vs. Indianapolis), 108 yards

MOST RUSHING ATTEMPTS BY ROOKIE

Season	
201	Andra Franklin (1981)
200	Sammie Smith (1989)
165	Jim Kiick (1968)
145	Troy Stradford (1987)
Game	
30	Troy Stradford (12/7/87 vs. N.Y. Jets), 120 yards
26	Larry Csonka (10/6/68 at Houston), 82 yards
26	Jim Kiick (10/6/68 at Houston), 104 yards
25	Sammie Smith (11/7/89 vs. Indianapolis), 123 yards
23	Jim Kiick (11/10/68 at Buffalo), 111 yards
23	Andra Franklin (11/1/81 vs. Baltimore), 101 yards

MOST RUSHING TOUCHDOWNS

Career	
53	Larry Csonka (1968-74, 1979)
29	Mercury Morris (1969-75)
28	Jim Kiick (1968-74)
25	Don Nottingham (1973-77)
22	Andra Franklin (1981-84)
22	Lorenzo Hampton (1985-89)
Season	
12	Mercury Morris (1972)
12	Don Nottingham (1975)
12	Larry Csonka (1979)
11	Ron Davenport (1985)
10	Mercury Morris (1973)
Game	
3	Jim Kiick (12/20/70 vs. Buffalo), 4,2,2
3	Mercury Morris (11/12/72 vs. New England), 4,4,6
3	Mercury Morris (9/30/73 vs. New England), 24,70,35
*3	Larry Csonka (12/30/73 vs. Oakland), 11,2, 2
3	Don Nottingham (11/3/74 vs. Atlanta), 1,2,1
3	Don Nottingham (10/5/75 at Green Bay), 11,1,11
3	Don Nottingham (10/26/75 at Buffalo), 1,1,1
3	Larry Csonka (9/23/79 vs. Chicago), 12,9,1
3	Larry Csonka (11/29/79 vs. New England), 1,1,1
3	Ronald Scott (10/11/87 vs. Kansas City), 2,4,3
3	Troy Stradford (12/7/87 vs. N.Y. Jets), 1,1,1
3	Sammie Smith (12/10/89 vs. New England), 1,7,2

MOST RUSHING TOUCHDOWNS BY ROOKIE

Season	
11	Ron Davenport (1985)
7	Andra Franklin (1981)
6	Larry Csonka (1968)
6	Troy Stradford (1987)
6	Sammie Smith (1989)
Game	
3	Ronald Scott (10/11/87 vs. Kansas City), 2,4,3
3	Troy Stradford (12/7/87 vs. N.Y. Jets), 1,1,1
3	Sammie Smith (12/10/89 vs. New England), 1,7,2

MOST CONSECUTIVE GAMES WITH RUSHING TOUCHDOWN

5	Mercury Morris (6th through 10th in 1972)
5	Don Nottingham (2nd through 6th in 1975)
5	Pete Johnson (8th through 12th in 1984)

HIGHEST RUSHING AVERAGE

Career (minimum 300 attempts)

5.1	Mercury Morris (1969-75), 754 attempts
4.8	Tony Nathan (1979-87), 732 attempts
4.5	Larry Csonka (1968-74, 1979), 1,506 attempts
4.4	Norm Bulaich (1975-79), 340 attempts
4.4	Gary Davis (1976-79), 318 attempts

Season (minimum 100 attempts)

6.4	Mercury Morris (1973), 149/954 yards
5.4	Larry Csonka (1971), 195/1,051 yards
5.3	Mercury Morris (1972), 190/1,000 yards
5.3	Tony Nathan (1981), 147/782 yards
5.2	Larry Csonka (1972), 213/1,117 yards

Game (minimum 10 attempts)

13.1	Mercury Morris (9/30/73 vs. New England) 15/197
12.6	Abner Haynes (9/17/67 vs. Denver), 12/151
12.6	Delvin Williams (11/9/80 at Los Angeles), 12/151

MOST 100-YARD RUSHING GAMES

Career

15	Larry Csonka (1968-74, 1979)
10	Mercury Morris (1969-75)
8	Benny Malone (1974-78)
6	Delvin Williams (1978-80)
5	Jim Kiick (1968-74)
5	Mark Higgs (1990-92)

Season

5	Delvin Williams (1978)
4	Larry Csonka (1972)
3	Larry Csonka (1971)
3	Mercury Morris (1972)
3	Larry Csonka (1973)
3	Mercury Morris (1973)
3	Benny Malone (1974)
3	Mercury Morris (1975)
3	Benny Malone (1976)
3	Andra Franklin (1982)
3	Troy Stradford (1987)
3	Mark Higgs (1991)

MOST 100-YARD RUSHING GAMES BY ROOKIE

Season

3	Benny Malone (1974)
3	Troy Stradford (1987)
2	Jim Kiick (1968)
2	Leroy Harris (1977)

MOST CONSECUTIVE 100-YARD RUSHING GAMES

2	Benny Malone (7th through 8th in 1974)
2	Don Nottingham (2nd through 3rd in 1975)
2	Mercury Morris (5th through 6th in 1975)
2	Benny Malone (7th through 8th in 1976)
2	Andra Franklin (5th through 6th in 1982)
2	Mark Higgs (1st through 2nd in 1991)

LONGEST RUNS FROM SCRIMMAGE

77t	Leroy Harris (12/5/77 vs. Baltimore)
70t	Mercury Morris (9/30/73 vs. New England)
70	Mercury Morris (10/15/73 at Cleveland)
66t	Benny Malone (10/9/77 at Baltimore)
65t	Abner Haynes (9/17/67 vs. Denver)
65t	Gary Davis (9/17/78 vs. Buffalo)
65	Delvin Williams (11/9/80 at Los Angeles)
64	Ron Davenport (12/18/88 at Pittsburgh)
63	Norm Bulaich (9/10/78 at Baltimore)
60t	Gary Davis (12/17/77 vs. Buffalo)

PASSING

MOST YARDS PASSING

Career
 39,502 Dan Marino (1983-92)
 25,092 Bob Griese (1967-80)
 5,928 David Woodley (1980-83)
 4,613 Don Strock (1974-87)
 2,335 Earl Morrall (1972-76)

Season
 5,084 Dan Marino (1984)
 4,746 Dan Marino (1986)
 4,434 Dan Marino (1988)
 4,137 Dan Marino (1985)
 4,116 Dan Marino (1992)

Game
 521 Dan Marino (10/23/88 vs. N.Y. Jets), 35 of 60
 470 Dan Marino (12/2/84 vs. L.A. Raiders), 35 of 47
 448 Dan Marino (9/21/86 at N.Y. Jets), 30 of 50
 429 Dan Marino (9/30/84 at St. Louis), 24 of 36
 427 Dan Marino (9/24/89 vs. N.Y. Jets), 33 of 55

MOST YARDS PASSING BY ROOKIE

Season
 2,210 Dan Marino (1983)
 2,005 Bob Griese (1967)
 1,850 David Woodley (1980)

Game
 322 Dan Marino (10/9/83 vs. Buffalo), 19 of 29
 279 Dan Marino (10/30/83 vs. L.A. Rams), 25 of 38
 270 Bob Griese (12/17/67 vs. Boston), 17 of 32
 251 David Woodley (11/20/80 vs. San Diego), 22 of 34
 240 Dan Marino (11/20/83 vs. Baltimore), 14 of 21

MOST PASS ATTEMPTS

Career
 5,284 Dan Marino (1983-92)
 3,429 Bob Griese (1967-80)
 961 David Woodley (1980-83)
 688 Don Strock (1974-87)
 377 Rick Norton (1966-69)

Season
 623 Dan Marino (1986), 378 completions
 606 Dan Marino (1988), 354 completions
 567 Dan Marino (1985), 335 completions
 564 Dan Marino (1984), 362 completions
 554 Dan Marino (1992), 330 completions

Game
 60 Dan Marino (10/23/88 vs. N.Y. Jets), 35 completions
 57 Dan Marino (12/2/84 vs. L.A. Raiders), 35 completions
 55 Kyle Mackey (10/18/87 at N.Y. Jets), 26 completions
 55 Dan Marino (9/24/89 vs. N.Y. Jets), 33 completions
 54 Dan Marino (11/16/86 at Buffalo), 39 completions
 54 Dan Marino (12/9/90 vs. Philadelphia), 27 completions

MOST PASS ATTEMPTS BY ROOKIE

Season
 331 Bob Griese (1967), 166 completions
 327 David Woodley (1980), 176 completions
 296 Dan Marino (1983), 173 completions

Game
 42 David Woodley (10/27/80 at N.Y. Jets), 22 completions
 41 Bob Griese (12/23/67 vs. Houston), 16 completions
 41 David Woodley (12/20/80 vs. N.Y. Jets), 20 completions
 39 Bob Griese (11/12/67 at San Diego), 13 completions
 38 Dan Marino (10/30/83 vs. L.A. Rams), 25 completions

MOST PASS COMPLETIONS

Career
 3,128 Dan Marino (1983-92)
 1,926 Bob Griese (1967-80)

508 David Woodley (1980-83)
 388 Don Strock (1974-87)
 156 Rick Norton (1966-69)

Season
 378 Dan Marino (1986), 623 attempts
 362 Dan Marino (1984), 564 attempts
 354 Dan Marino (1988), 606 attempts
 336 Dan Marino (1985), 567 attempts
 330 Dan Marino (1992), 554 attempts

Game
 39 Dan Marino (11/16/86 at Buffalo), 54 attempts
 35 Dan Marino (12/2/84 vs. L.A. Raiders), 57 attempts
 35 Dan Marino (10/23/88 vs. N.Y. Jets), 60 attempts
 33 Dan Marino (9/24/89 vs. N.Y. Jets), 55 attempts
 30 Dan Marino (12/8/85 at Green Bay), 44 attempts
 30 Dan Marino (9/21/86 at N.Y. Jets), 50 attempts
 30 Dan Marino (12/12/88 vs. Cleveland), 50 attempts

MOST PASS COMPLETIONS BY ROOKIE

Season
 176 David Woodley (1980), 327 attempts
 173 Dan Marino (1983), 296 attempts
 166 Bob Griese (1967), 331 attempts

Game
 25 Dan Marino (10/30/83 vs. L.A. Rams), 38 attempts
 22 David Woodley (10/27/80 at N.Y. Jets), 42 attempts
 22 David Woodley (11/20/80 vs. San Diego), 34 attempts
 20 David Woodley (12/20/80 vs. N.Y. Jets), 41 attempts
 19 Dan Marino (10/9/83 vs. Buffalo), 29 attempts

MOST CONSECUTIVE PASS COMPLETIONS

15 Dan Marino (11/8/92 at Indianapolis through 11/16/92 vs. Buffalo)
 13 Earl Morrall (12/1/75 vs. New England)
 *12 Don Strock (1/2/82 vs. San Diego)
 12 Dan Marino (11/30/86 vs. Atlanta through 12/7/86 at New Orleans)

MOST TOUCHDOWN PASSES

Career
 290 Dan Marino (1983-92)
 192 Bob Griese (1967-80)
 39 Don Strock (1974-87)
 34 David Woodley (1980-83)
 17 Earl Morrall (1972-76)

Season
 48 Dan Marino (1984) of 362 completions
 44 Dan Marino (1986) of 378 completions
 30 Dan Marino (1985) of 336 completions
 28 Dan Marino (1988) of 354 completions
 26 Dan Marino (1987) of 263 completions

Game
 6 Bob Griese (11/24/77 at St. Louis) 4,7,9,28,17,37
 6 Dan Marino (9/21/86 at N.Y. Jets) 6,1,13,46,1,4
 5 Dan Marino (9/2/84 at Washington) 26,74,6,9,11
 5 Dan Marino (12/8/85 at Green Bay) 10,16,21,2,61
 5 Dan Marino (12/14/86 at L.A. Rams) 69,6,43,5,20
 5 Dan Marino (11/27/88 at N.Y. Jets) 10,37,31,25,80
 4 16 times, last 1992

MOST TOUCHDOWN PASSES BY ROOKIE

Season
 20 Dan Marino (1983) of 173 completions
 15 Bob Griese (1967) of 166 completions
 14 David Woodley (1980) of 176 completions

Game
 3 Bob Griese (12/17/67 vs. New England), 3,15,14
 3 David Woodley (11/9/80 at L.A. Rams), 31,6,2
 3 David Woodley (12/14/80 at Baltimore), 19,37,26
 3 Dan Marino (10/9/83 vs. Buffalo), 65,2,14
 3 Dan Marino (10/16/83 at N.Y. Jets), 66,24,5
 3 Dan Marino (11/28/83 vs. Cincinnati), 7,15,3

MOST CONSECUTIVE GAMES WITH TOUCHDOWN PASS

30 Dan Marino (10th in 1985 through 2nd in 1987 and 6th through 10th in 1987)

MOST PASSES HAD INTERCEPTED**Career**

172 Bob Griese (1967-80)
165 Dan Marino (1983-92)
42 David Woodley (1980-83)
37 Don Strock (1974-87)
30 Rick Norton (1966-69)

Season

23 Dan Marino (1986), 623 attempts
23 Dan Marino (1988), 606 attempts
22 Dan Marino (1989), 550 attempts
21 Dan Marino (1985), 567 attempts
18 Bob Griese (1967), 331 attempts
17 Three times, last 1984

Game

5 Bob Griese (12/23/67 vs. Houston), 41 attempts
5 Rick Norton (11/23/69 vs. Houston), 26 attempts
5 David Woodley (10/25/81 at Dallas), 37 attempts
5 Kyle Mackey (10/18/87 at N.Y. Jets), 55 attempts
5 Dan Marino (10/23/88 vs. N.Y. Jets), 60 attempts

MOST PASSES HAD INTERCEPTED AS ROOKIE**Season**

18 Bob Griese (1967), 331 attempts
17 David Woodley (1980), 327 attempts
10 George Wilson, Jr. (1966), 112 attempts

Game

5 Bob Griese (12/23/67 vs. Houston), 41 attempts
3 Bob Griese (11/6/66 vs. Buffalo), 31 attempts
3 David Woodley (9/28/80 vs. New Orleans), 15 attempts

MOST CONSECUTIVE GAMES WITH NO PASSES INTERCEPTED

4 Bob Griese (5th through 8th in 1971)

MOST CONSECUTIVE PASSES WITH NONE INTERCEPTED

122 Bob Griese (10th through 14th in 1967)

LOWEST INTERCEPTION RATE**Career (minimum 250 attempts)**

3.12 Dan Marino (1983-92), 165 of 5,284 attempts
4.37 David Woodley (1980-83), 42 of 961 attempts
5.02 Bob Griese (1967-80), 172 of 3,429 attempts
5.38 Don Strock (1974-87), 37 of 388 attempts
5.99 Earl Morrall (1972-76), 17 of 284 attempts

Season (minimum 150 attempts)

2.03 Dan Marino (1983), 6 of 296 attempts
2.07 Dan Marino (1990), 11 of 531 attempts
2.37 Dan Marino (1991), 13 of 549 attempts
2.89 Dan Marino (1992), 16 of 554 attempts
2.93 Dan Marino (1987), 13 of 444 attempts

HIGHEST COMPLETION PERCENTAGE**Career (minimum 150 completions)**

59.2 Dan Marino (1983-92), 3,128 of 5,284 attempts
56.4 Don Strock (1974-87), 388 of 688 attempts
56.2 Bob Griese (1967-80), 1,926 of 3,429 attempts
53.9 Earl Morrall (1972-76), 153 of 284 attempts

Season (minimum 75 completions)

64.2 Dan Marino (1984), 362 of 564 attempts
63.0 Bob Griese (1978), 148 of 235 attempts
61.8 Bob Griese (1975), 118 of 191 attempts

Game (minimum 12 completions)

92.3 Bob Griese (12/18/78 vs. New England), 12 of 13 attempts
84.2 David Woodley (1/8/83 vs. New England), 16 of 19 attempts
82.4 Earl Morrall (12/1/75 vs. New England), 14 of 17 attempts
81.8 Don Strock (12/10/83 vs. Atlanta), 18 of 22 attempts

81.3 Dan Marino (12/4/88 vs. Indianapolis), 26 of 32 attempts
81.0 Bob Griese (10/22/67 vs. N.Y. Jets), 17 of 21 attempts

HIGHEST COMPLETION PERCENTAGE BY ROOKIE**Season (minimum 75 completions)**

58.4 Dan Marino (1983), 173 of 296 attempts
53.8 David Woodley (1980), 176 of 327 attempts
50.2 Bob Griese (1967), 166 of 331 attempts

Game (minimum 12 completions)

81.0 Bob Griese (10/22/67 vs. N.Y. Jets), 17 of 21 attempts
72.0 David Woodley (11/16/80 vs. San Francisco), 18 of 25 attempts
68.8 David Woodley (11/2/80 at Oakland), 11 of 16 attempts
66.7 Dan Marino (11/20/83 vs. Baltimore), 14 of 21 attempts
65.8 Dan Marino (10/30/83 vs. L.A. Rams), 25 of 38 attempts

HIGHEST PASSER RATING**Career (minimum 250 attempts)**

87.8 Dan Marino (1983-92)
77.1 Bob Griese (1967-80)
76.2 Earl Morrall (1972-76)
73.5 Don Strock (1974-87)
65.4 David Woodley (1980-83)

Season (minimum 150 attempts)

108.9 Dan Marino (1984)
96.0 Dan Marino (1983)
92.5 Dan Marino (1986)
91.0 Earl Morrall (1972)
90.9 Bob Griese (1971)

HIGHEST PASSER RATING BY ROOKIE**Season (minimum 150 attempts)**

96.0 Dan Marino (1983)
63.1 David Woodley (1980)
61.6 Bob Griese (1967)

HIGHEST AVERAGE GAIN**Career (minimum 250 attempts)**

8.22 Earl Morrall (1972-76), 284/2,335 yards
7.48 Dan Marino (1983-92), 5,284/39,502 yards
7.32 Bob Griese (1967-80), 3,429/25,092 yards
6.70 Don Strock (1974-87), 688/4,613 yards
6.17 David Woodley (1980-83), 961/5,928 yards

Season (minimum 150 attempts)

9.07 Earl Morrall (1972), 150/1,360
9.01 Dan Marino (1984), 564/5,084
8.86 Bob Griese (1975), 191/1,693
8.24 Bob Griese (1970), 245/2,019
7.94 Bob Griese (1971), 263/2,089

Game (minimum 20 attempts)

*13.16 Dan Marino (1/6/85 vs. Pittsburgh), 32/421
12.52 Earl Morrall (12/15/74 vs. New England), 23/288
11.92 Dan Marino (9/30/84 at St. Louis), 36/429
11.43 Dan Marino (11/20/83 vs. Baltimore), 21/240
11.11 Dan Marino (9/2/84 at Washington), 28/311

MOST 300-YARD PASSING GAMES**Career**

44 Dan Marino (1983-92)
3 Bob Griese (1967-80)
2 David Woodley (1980-83)
1 John Stofa (1966-67, 1969-70)
1 Don Strock (1974-87)

Season

9 Dan Marino (1984)
6 Dan Marino (1985)
6 Dan Marino (1986)
6 Dan Marino (1988)
5 Dan Marino (1989)

MOST CONSECUTIVE 300-YARD PASSING GAMES

- 3 Dan Marino (14th through 16th in 1984)
- 3 Dan Marino (13th through 15th in 1988)

LONGEST PASS PLAYS

- 86t Bob Griese to Paul Warfield (11/14/71 vs. Pittsburgh)
- 85t Dan Marino to Mark Duper (11/20/83 vs. Baltimore)
- 85t Dan Marino to Mark Duper (11/2/86 vs. Houston)
- 80t George Wilson, Jr. to Bo Roberson (10/23/66 at Houston)
- 80t Dan Marino to Mark Duper (9/23/84 vs. Indianapolis)
- 80t Dan Marino to Ferrell Edmunds (11/27/88 at N.Y. Jets)
- 79t Bob Griese to Nat Moore (11/2/75 at Chicago)
- 78t Dan Marino to Mark Clayton (11/12/89 at N.Y. Jets)
- **76t David Woodley to Jimmy Cefalo (1/30/83 vs. Washington)
- *75t Bob Griese to Paul Warfield (1/2/72 vs. Baltimore)

PASS RECEIVING**MOST RECEPTIONS****Career**

- 550 Mark Clayton (1983-92)
- 511 Mark Duper (1982-92)
- 510 Nat Moore (1974-86)
- 383 Tony Nathan (1979-87)
- 269 Duriel Harris (1976-83, 1985)

Season

- 86 Mark Clayton (1988), 1,129 yards
- 73 Mark Clayton (1984), 1,389 yards
- 72 Tony Nathan (1985), 651 yards
- 71 Mark Duper (1984), 1,306 yards
- 70 Mark Clayton (1985), 996 yards
- 70 Mark Duper (1991), 1,085 yards
- 70 Mark Clayton (1991), 1,053 yards

Game

- 12 Jim Jensen (11/6/88 at New England), 110 yards
- 10 Duriel Harris (10/28/79 vs. Green Bay), 180 yards
- 10 Tony Nathan (9/29/85 at Denver), 120 yards
- **10 Tony Nathan (1/20/85 vs. San Francisco), 83 yards
- 10 Tony Nathan (12/8/85 at Green Bay), 86 yards
- *10 Tony Nathan (1/4/86 vs. Cleveland), 101 yards
- 10 Tony Nathan (9/28/86 vs. San Francisco), 101 yards
- 10 Ron Davenport (12/7/87 vs. N.Y. Jets), 72 yards
- 10 Mark Clayton (10/23/88 vs. N.Y. Jets), 153 yards
- 9 Seven times, last 1989

MOST RECEPTIONS BY ROOKIE**Season**

- 67 Jack Clancy (1967), 868 yards
- 48 Troy Stradford (1987), 457 yards
- 44 Jim Kiick (1968), 422 yards

Game

- 8 Jack Clancy (11/19/67 at Oakland), 114 yards
- 8 Jack Clancy (12/10/67 vs. San Diego), 96 yards
- 8 Troy Stradford (11/1/87 vs. Pittsburgh), 46 yards
- 7 Jack Clancy (11/23/67 vs. Houston), 69 yards
- 7 Jack Clancy (12/3/67 at Houston), 126 yards
- 7 Jim Kiick (12/8/68 vs. Boston), 48 yards
- 7 Troy Stradford (11/8/87 at Cincinnati), 49 yards

MOST CONSECUTIVE GAMES WITH RECEPTION

- 92 Mark Clayton (6th in 1986 through 16th in 1992) (missed 13th in 1986, 1st in 1989, 1st in 1990, 10th through 14th in 1990 and 1st through 3rd in 1992)

MOST RECEIVING YARDS**Career**

- 8,869 Mark Duper (1982-92), 17.4 per catch
- 8,643 Mark Clayton (1983-92), 15.7 per catch
- 7,547 Nat Moore (1974-86), 14.8 per catch
- 4,534 Duriel Harris (1976-83, 1985), 16.9 per catch
- 3,592 Tony Nathan (1979-89), 9.4 per catch

Season

- 1,389 Mark Clayton (1984), 73 receptions
- 1,313 Mark Duper (1986), 67 receptions
- 1,306 Mark Duper (1984), 71 receptions
- 1,150 Mark Clayton (1986), 60 receptions
- 1,129 Mark Clayton (1988), 86 receptions
- 1,085 Mark Duper (1991), 70 receptions
- 1,053 Mark Clayton (1991), 70 receptions
- 1,011 Mark Clayton (1989), 64 receptions
- 1,003 Mark Duper (1983), 51 receptions

Game

- 217 Mark Duper (11/10/85 vs. N.Y. Jets), 8 receptions
- 210 Nat Moore (10/4/81 vs. N.Y. Jets), 7 receptions
- 202 Mark Duper (10/9/83 vs. Buffalo), 7 receptions
- 180 Duriel Harris (10/28/79 vs. Green Bay), 10 receptions
- 178 Mark Duper (9/2/84 at Washington), 6 receptions

MOST RECEIVING YARDS BY ROOKIE**Season**

- 868 Jack Clancy (1967), 67 receptions
- 605 Nat Moore (1974), 37 receptions
- 575 Ferrell Edmunds (1988), 33 receptions

Game

- 126 Jack Clancy (12/3/67 at Houston), 7 receptions
- 121 Mel Baker (12/15/74 vs. New England), 4 receptions
- 117 Ferrell Edmunds (11/27/88 at N.Y. Jets), 2 receptions
- 116 Duriel Harris (11/22/76 vs. Baltimore), 5 receptions
- 114 Jack Clancy (11/19/67 at Oakland), 8 receptions

MOST RECEIVING TOUCHDOWNS**Career**

- 81 Mark Clayton (1983-92), 550 receptions
- 74 Nat Moore (1974-86), 510 receptions
- 59 Mark Duper (1982-92), 511 receptions
- 33 Paul Warfield (1970-74), 156 receptions
- 25 Bruce Hardy (1978-89), 256 receptions

Season

- 18 Mark Clayton (1984), 73 receptions
- 14 Mark Clayton (1988), 86 receptions
- 12 Nat Moore (1977), 52 receptions
- 12 Mark Clayton (1991), 70 receptions
- 11 Karl Noonan (1968), 58 receptions
- 11 Paul Warfield (1971), 43 receptions
- 11 Paul Warfield (1973), 29 receptions
- 11 Mark Duper (1986), 67 receptions

Game

- 4 Paul Warfield (12/15/73 vs. Detroit)

MOST RECEIVING TOUCHDOWNS BY ROOKIE**Season**

- 5 Andre Brown (1989), 24 receptions
- 3 Jack Harper (1967), 11 receptions
- 3 Jimmy Cefalo (1978), 6 receptions
- 3 Ferrell Edmunds (1988), 33 receptions

MOST CONSECUTIVE GAMES WITH RECEIVING TOUCHDOWN

- 6 Paul Warfield (4th through 9th in 1971)
- 6 Mark Clayton (13th through 16th in 1988 and 2nd through 3rd in 1989)

HIGHEST RECEIVING AVERAGE**Career (minimum 100 receptions)**

- 21.5 Paul Warfield (1970-74), 156 receptions
- 17.4 Mark Duper (1982-92), 511 receptions
- 16.9 Duriel Harris (1976-83, 1985), 269 receptions
- 15.7 Mark Clayton (1983-92), 550 receptions
- 14.8 Nat Moore (1974-86), 510 receptions

Season (minimum 24 receptions)

- 25.1 Paul Warfield (1970), 28/703 yards
- 23.2 Paul Warfield (1971), 43/996 yards
- 21.8 Jimmy Cefalo (1981), 29/631 yards

20.9 Paul Warfield (1972), 29/606 yards
 20.0 Bo Roberson (1966), 26/519 yards

Game (minimum three receptions)
 52.7 Paul Warfield (11/4/71 vs. Pittsburgh) 3/158
 41.3 Nat Moore (10/10/76 at Baltimore), 3/124
 40.0 Paul Warfield (10/3/70 vs. Oakland), 3/120
 38.0 Nat Moore (9/25/77 at San Francisco), 3/114
 *37.7 Mark Duper (11/12/91 at Buffalo), 3/113
 37.5 Mark Clayton (12/17/84 vs. Dallas), 4/150

HIGHEST RECEIVING AVERAGE BY ROOKIE

Season (minimum 24 receptions)
 17.4 Ferrell Edmunds (1988), 33/575 yards
 17.1 Andre Brown (1989), 24/410 yards
 16.4 Nat Moore (1974), 37/605 yards

Game (minimum three receptions)
 30.3 Mel Baker (12/15/74 vs. New England), 4/121
 23.2 Duriel Harris (11/12/76 vs. Baltimore), 5/116
 21.0 Andre Brown (10/29/89 at Buffalo), 5/105

MOST 100-YARD RECEIVING GAMES

Career
 28 Mark Duper (1982-92)
 22 Mark Clayton (1983-91)
 12 Nat Moore (1974-86)
 10 Paul Warfield (1970-74)
 10 Duriel Harris (1976-83, 1985)

Season
 8 Mark Duper (1986)
 6 Mark Clayton (1984)
 5 Mark Clayton (1989)
 4 Paul Warfield (1971)
 4 Duriel Harris (1979)
 4 Mark Duper (1984)

MOST 100-YARD RECEIVING GAMES BY ROOKIE

Season
 3 Jack Clancy (1967)
 1 Mel Baker (1974)
 1 Duriel Harris (1976)
 1 Ferrell Edmunds (1988)
 1 Andre Brown (1989)

MOST CONSECUTIVE 100-YARD RECEIVING GAMES

3 Mark Clayton (14th through 16th in 1984)
 3 Mark Duper (3rd through 5th in 1986)

TOTAL YARDS FROM SCRIMMAGE

(rushing/receiving)

Career
 8,859 Mark Duper (1982-92), -10/8,869
 8,751 Mark Clayton (1983-92), 108/8,643
 7,795 Nat Moore (1974-86), 248/7,547
 7,425 Larry Csonka (1968-74, 1979), 6,737/688
 7,135 Tony Nathan (1979-87), 3,543/3,592
 5,854 Jim Kiick (1968-74), 3,644/2,210
 4,567 Duriel Harris (1976-83, 1985), 33/4,534
 4,368 Mercury Morris (1969-75), 3,877/491

Season
 1,450 Delvin Williams (1978), 1,258/192
 1,424 Mark Clayton (1984), 35/1,389
 1,318 Tony Nathan (1985), 667/651
 1,306 Mark Duper (1984), 0/1,306
 1,303 Mark Duper (1986), -10/1,313
 1,276 Lorenzo Hampton (1986), 830/446
 1,234 Tony Nathan (1981), 782/452
 1,183 Mark Clayton (1986), 33/1,150
 1,168 Mercury Morris (1972), 1,000/168
 1,165 Larry Csonka (1972), 1,117/48

By Rookie, Season
 1,076 Troy Stradford (1987), 619/457
 1,043 Jim Kiick (1968), 621/422
 864 Jack Clancy (1967), -4/868

COMBINED YARDAGE

(rushing/receiving/returns)

Career
 9,276 Mark Clayton (1983-92), 108/8,643/525
 8,950 Nat Moore (1974-86), 248/7,547/1,155
 8,859 Mark Duper (1982-92), -10/8,869/0
 8,752 Tony Nathan (1979-87), 3,543/3,592/1,617
 7,486 Mercury Morris (1969-75), 3,877/491/3,118
 7,425 Larry Csonka (1968-74, 1979), 6,737/688/0

Season
 1,603 Tony Nathan (1979), 68/213/1,322
 1,518 Mark Clayton (1984), 35/1,389/94
 1,502 Mercury Morris (1972), 1,000/168/334
 1,483 Mercury Morris (1969), 110/65/1,308
 1,476 Joe Auer (1966), 416/263/797
 1,458 Lorenzo Hampton (1986), 830/446/182

Game
 302 Mercury Morris (11/1/70 at Baltimore)
 8-89/3-68/6-145
 254 Freddie Solomon (10/9/77 at Baltimore)
 0-0/4-51/7-203
 252 Freddie Solomon (12/5/76 vs. Buffalo)
 1-59/5-114/1-79t
 252 Troy Stradford (11/22/87 at Dallas)
 17-169/6-83/0-0

By Rookie, Season
 1,603 Tony Nathan (1979), 68/213/1,322
 1,483 Mercury Morris (1969), 110/65/1,308

PUNTING

MOST PUNTS

Career
 633 Larry Seiple (1967-77), 25,347 yards
 555 Reggie Roby (1983-92), 24,035 yards
 227 George Roberts (1978-80), 9,314 yards

Season
 83 Tom Orosz (1981), 40.8 average
 81 George Roberts (1978), 40.3 average
 80 Larry Seiple (1969), 40.8 average

Game
 10 George Wilson, Jr. (9/9/66 vs. N.Y. Jets), 483 yards
 10 George Roberts (10/12/80 at New England), 445 yards
 9 Larry Seiple (9/18/77 at Buffalo), 325 yards

HIGHEST PUNTING AVERAGE

Career (minimum 120 punts)
 43.3 Reggie Roby (1983-92), 555 punts
 40.0 Larry Seiple (1967-77), 633 punts

Season (minimum 40 punts)
 45.7 Reggie Roby (1991), 54 punts
 44.7 Reggie Roby (1984), 51 punts
 44.2 Reggie Roby (1986), 56 punts
 43.7 Reggie Roby (1985), 59 punts
 43.1 Reggie Roby (1983), 74 punts

Game (minimum 4 punts)
 58.5 Reggie Roby (9/28/86 vs. San Francisco), 4-234 yards
 53.8 Reggie Roby (10/20/91 vs. Houston), 4-215 yards
 52.7 Reggie Roby (9/22/91 vs. Green Bay), 7-369 yards
 52.3 Reggie Roby (9/15/91 at Detroit), 4-209 yards
 52.0 Larry Seiple (10/7/73 vs. N.Y. Jets), 4-208 yards
 52.0 Reggie Roby (9/25/88 at Indianapolis), 4-208 yards

LONGEST PUNTS

77 Reggie Roby (11/29/87 at Buffalo) net 77
 73 Larry Seiple (11/14/71 vs. Pittsburgh) to end zone

73 Reggie Roby (9/28/86 vs. San Francisco) to end zone
 73 Reggie Roby (10/5/86 at New England) net 73
 71 George Roberts (11/2/80 at Oakland) net 62

PUNT RETURNS

MOST PUNT RETURNS

Career

127 Jake Scott (1970-75)
 79 Tom Vigorito (1981-85)
 75 Scott Schwedes (1987-90)
 71 Freddie Solomon (1975-77)

Season

41 Mark Clayton (1983), 9.6 average
 36 Tom Vigorito (1981), 10.5 average
 33 Jake Scott (1971), 9.6 average

Game

7 Mercury Morris (10/19/69 at Kansas City), 17.6 average
 6 Jake Scott (11/10/74 at New Orleans), 16.5 average
 6 Freddie Solomon (12/5/77 vs. Baltimore), 9.3 average
 6 Tom Vigorito (11/30/81 vs. Philadelphia), 12.2 average
 6 Mark Clayton (11/20/83 vs. Baltimore), 16.2 average
 6 Vince Heflin (9/23/84 vs. Indianapolis), 12.7 average

MOST PUNT RETURN YARDS

Career

1,330 Jake Scott (1970-75)
 830 Tom Vigorito (1981-85)
 810 Freddie Solomon (1975-77)

Season

392 Mark Clayton (1983), 9.6 average
 379 Tom Vigorito (1981), 10.5 average
 346 Jake Scott (1974), 11.2 average

Game

123 Mercury Morris (10/19/69 at Kansas City), 7 returns
 106 James Pruitt (9/14/86 vs. Indianapolis), 2 returns
 99 Jake Scott (11/10/74 at New Orleans), 6 returns

LONGEST PUNT RETURNS

87t Tom Vigorito (9/10/81 vs. Pittsburgh)
 86t Tony Nathan (10/14/79 vs. Buffalo)
 79t Freddie Solomon (12/5/76 vs. Buffalo)
 77t Jake Scott (11/22/70 vs. Baltimore)
 71t James Pruitt (9/14/86 vs. Indianapolis)

HIGHEST PUNT RETURN AVERAGE

Career (minimum 50 returns)

11.4 Freddie Solomon (1975-77), 71 returns
 10.5 Jake Scott (1970-75), 127 returns
 10.5 Tom Vigorito (1981-85), 79 returns

Season (minimum 14 returns)

12.3 Freddie Solomon (1975), 26 returns
 12.1 Jake Scott (1973), 22 returns

Game (minimum 4 returns)

18.8 Charlie Babb (11/23/75 vs. Baltimore), 4-75 yards
 17.6 Mercury Morris (10/19/69 at Kansas City), 7-123 yards

MOST FAIR CATCHES

Career

55 Jake Scott (1970-75) of 182 punts
 29 Dick Anderson (1968-77) of 74 punts

Season

18 Jake Scott (1971) of 51 punts
 16 Jake Scott (1973) of 38 punts

Game

6 Jake Scott (12/20/70 vs. Buffalo) of 8 punts

KICKOFF RETURNS

MOST KICKOFF RETURNS

Career

123 Fulton Walker (1981-85)
 111 Mercury Morris (1969-75)
 96 Lorenzo Hampton (1985-89)

Season

45 Tony Nathan (1979), 22.6 average
 45 Lorenzo Hampton (1985), 22.7 average
 43 Mercury Morris (1969), 26.4 average

Game

7 Don Bessillieu (10/12/80 at New England), 20.4 average
 7 Fulton Walker (11/8/81 at New England), 23.7 average
 7 Joe Cribbs (12/18/88 at Pittsburgh), 21.3 average

MOST KICKOFF RETURN YARDS

Career

2,947 Mercury Morris (1969-75)
 2,944 Fulton Walker (1981-85)
 2,025 Lorenzo Hampton (1985-89)

Season

1,136 Mercury Morris (1969), 26.4 average
 1,020 Lorenzo Hampton (1985), 22.7 average
 1,016 Tony Nathan (1979), 22.6 average

Game

204 Gene Milton (9/21/68 vs. Oakland), long 73
 **190 Fulton Walker (1/30/83 vs. Washington), long 98t
 185 Fulton Walker (10/12/81 at Buffalo), long 90t

LONGEST KICKOFF RETURNS

105t Mercury Morris (9/14/69 at Cincinnati)
 **98t Fulton Walker (1/30/83 vs. Washington)
 97t Marc Logan (10/1/89 at Houston)
 96t Mercury Morris (12/6/70 vs. Boston)
 95t Joe Auer (9/2/66 vs. Oakland)
 95 Bobby Neff (9/14/68 vs. Houston)

HIGHEST KICKOFF RETURN AVERAGE

Career (minimum 50 returns)

26.5 Mercury Morris (1969-75), 111 returns
 25.3 Duriel Harris (1976-83, 1985), 56 returns
 23.9 Fulton Walker (1981-85), 123 returns

Season (minimum 14 returns)

32.9 Duriel Harris (1976), 17 returns, 559 yards
 29.6 Gary Davis (1977), 14 returns, 414 yards
 29.0 Mercury Morris (1970), 28 returns, 812 yards

Game (minimum 4 returns)

**47.5 Fulton Walker (1/30/83 vs. Washington), 4-190
 42.8 Freddie Solomon (10/9/77 at Baltimore), 4-171
 34.0 Gene Milton (9/21/68 vs. Oakland), 6-204

INTERCEPTIONS

MOST INTERCEPTIONS

Career

35 Jake Scott (1970-75)
 34 Dick Anderson (1968-77)
 29 Glenn Blackwood (1979-87)
 24 William Judson (1982-89)
 23 Gerald Small (1978-83)
 22 Tim Foley (1970-80)
 22 Curtis Johnson (1970-78)

Season

10 Dick Westmoreland (1967), 127 yards
 8 Willie West (1966), 62 yards
 8 Dick Anderson (1968), 230 yards
 8 Dick Anderson (1970), 191 yards
 8 Dick Anderson (1973), 163 yards
 8 Jake Scott (1974), 75 yards

Game	
4	Dick Anderson (12/3/73 vs. Pittsburgh), 121 yards
3	Willie West (10/23/66 at Houston), 49 yards
3	Dick Westmoreland (1/26/67 vs. Buffalo), 43 yards
3	Charlie Babb (9/22/75 vs. Oakland), 18 yards
3	Curtis Johnson (11/9/75 vs. N.Y. Jets), 25 yards
3	Larry Gordon (12/10/78 vs. Oakland), 35 yards
*3	A.J. Duhe (1/23/83 vs. N.Y. Jets), 36 yards
3	William Judson (10/16/83 at N.Y. Jets), 23 yards
3	Louis Oliver (10/11/92 at Buffalo), 170 yards

MOST INTERCEPTIONS BY ROOKIE

Season	
8	Dick Anderson (1968), 230 yards
5	Lloyd Mumphord (1969), 102 yards
5	Jake Scott (1970), 112 yards
5	Don McNeal (1980), 17 yards

Game	
2	Dick Anderson (11/24/68 at Boston), 109 yards
2	Jake Scott (12/7/69 vs. Denver), 0 yards
2	Don McNeal (10/12/80 at New England), 2 yards
2	Jarvis Williams (10/9/88 at L.A. Raiders), 23 yards

MOST CONSECUTIVE GAMES WITH INTERCEPTION

5	Dick Westmoreland (9th through 13th in 1967)
---	--

MOST INTERCEPTION RETURN YARDS

Career	
792	Dick Anderson (1968-77), 23.3 average
425	Jake Scott (1970-75), 12.1 average
399	Louis Oliver (1989-92), 21.0 average
398	Glenn Blackwood (1979-87), 13.7 average
378	Gerald Small (1978-83), 16.4 average
368	William Judson (1982-89), 15.3 average

Season	
230	Dick Anderson (1968), 8 for 28.8 average
200	Louis Oliver (1992), 5 for 40.0 average
198	Jimmy Warren (1966), 5 for 39.6 average
191	Dick Anderson (1970), 8 for 23.9 average

Game	
170	Louis Oliver (10/4/92 at Buffalo), 3 interceptions
121	Dick Anderson (12/3/73 vs. Pittsburgh), 4 interceptions
109	Dick Anderson (11/24/68 at Boston), 2 interceptions

LONGEST INTERCEPTION RETURNS

103t	Louis Oliver (10/4/92 at Buffalo), Jim Kelly
96t	Dick Anderson (11/24/68 at Boston), Tom Sherman
86t	Dick Anderson (12/20/70 vs. Buffalo), Dennis Shaw
86t	William Judson (60t), Mike Kozlowski (26, lateral), (9/9/84 vs. New England), Steve Grogan
70t	Jimmy Warren (11/13/66 at Kansas City), Len Dawson
*62t	Dick Anderson (1/2/72 vs. Baltimore), John Unitas
61t	William Judson (9/8/85 at Houston), Warren Moon

TOUCHDOWN INTERCEPTIONS

Career	
3	Dick Anderson (1968-77), 96,27,38 yards
2	Dick Westmoreland (1966-69), 39,19 yards
2	Jimmy Warren (1966-67), 70,17 yards
2	Bill Stanfill (1969-76), 15,17 yards
2	Lloyd Mumphord (1969-74), 32,28 yards
2	Mike Kozlowski (1979-86), 35,38 yards
2	Don McNeal (1980-89), 19,11 yards
2	William Judson (1982-89), 86,61 yards

Season	
2	Bill Stanfill (1969), 15,17 yards
2	Dick Anderson (1973), 27,38 yards
2	Mike Kozlowski (1983), 35,38 yards

Game	
2	Dick Anderson (12/3/73 vs. Pittsburgh), 27,38 yards
2	Mike Kozlowski (12/16/83 vs. N.Y. Jets), 35,38 yards

346

SACKS

MOST SACKS

Career	
67½	Bill Stanfill (1969-76)
65½	Doug Betters (1978-87)
64	Vern Den Herder (1971-81)
39½	Bob Baumhower (1977-86)
39½	Kim Bokamper (1977-85)
38½	A.J. Duhe (1977-84)

Season	
18½	Bill Stanfill (1973)
16	Doug Betters (1983)
14	Doug Betters (1984)
14	Bryan Cox (1992)
11½	Vern Den Herder (1972)
11½	Jeff Cross (1990)

Game	
5	Bill Stanfill (10/7/73 vs. N.Y. Jets)
5	Vern Den Herder (10/21/73 vs. Buffalo)
5	Bill Stanfill (11/17/74 vs. Buffalo)
4	Vern Den Herder (9/22/74 at Buffalo)
4	Vern Den Herder (11/11/79 vs. Baltimore)
4	Doug Betters (9/4/83 at Buffalo)
4	E.J. Junior (10/6/91 at New England)

MOST SACKS BY ROOKIE

Season	
7	Bill Stanfill (1969)
7	A.J. Duhe (1977)
6	Marco Coleman (1992)
4	Bob Baumhower (1977)
4	Doug Betters (1978)

Game	
3	A.J. Duhe (11/6/77 at N.Y. Jets)
3	Marco Coleman (10/25/92 vs. Indianapolis)
2	Bill Stanfill (10/26/69 vs. Buffalo)
2	Bob Baumhower (11/20/77 at Cincinnati)
2	A.J. Duhe (12/11/77 at New England)
2	Doug Betters (10/29/78 vs. Baltimore)
2	Charles Bowser (1/2/83 at Baltimore)
2	John Bosa (12/17/87 vs. N.Y. Jets)
2	Marco Coleman (11/1/92 at N.Y. Jets)

FUMBLES

MOST FUMBLES

Career	
60	Dan Marino (1983-92)
52	Bob Griese (1967-80)
34	Tony Nathan (1979-87)
29	Mercury Morris (1969-75)
21	Larry Csonka (1968-74, 1979)

Season	
9	Bob Griese (1971)
9	Tony Nathan (1980)
9	Dan Marino (1985)
9	Dan Marino (1986)
8	Four times, last 1990

Game	
3	Rick Norton (9/9/66 vs. N.Y. Jets)
3	Rick Norton (11/9/69 at Boston)
3	Mercury Morris (11/15/70 vs. New Orleans)
3	Tony Nathan (11/30/80 vs. San Diego)
3	Scott Schwedes (12/13/87 at Philadelphia)

MOST FUMBLES BY ROOKIE

Season	
8	Tony Nathan (1979)
7	Scott Schwedes (1987)
6	Bob Griese (1967)
6	Rick Norton (1966)

347

- 6 Troy Stradford (1987)
 - 5 Three times, last 1989
- Game**
- 3 Rick Norton (9/9/66 vs. N.Y. Jets)
 - 3 Scott Schwedes (12/13/87 at Philadelphia)
 - 2 12 times, last 1991

MOST OWN FUMBLE RECOVERIES

- Career**
- 24 Dan Marino (1983-92)
 - 23 Bob Griese (1967-80)
- Season**
- 7 Dan Marino (1988)
 - 6 Bob Griese (1971)
 - 4 Rick Norton (1969)
 - 4 Dan Marino (1986)
- Game**
- 3 Rick Norton (11/9/69 at Boston)
 - 2 Seven times, last 1987

MOST OPPONENT FUMBLE RECOVERIES

- Career**
- 17 Dick Anderson (1968-77)
 - 17 Bob Baumhower (1977-86)
 - 14 Vern Den Herder (1971-81)
 - 12 Larry Gordon (1976-82)
 - 11 Glenn Blackwood (1979-87)
- Season**
- 6 Dick Anderson (1972)
 - 5 Bud Brown (1985)
 - 4 Nine times, last 1987
- Game**
- 2 Tom Nomina (11/13/66 at Kansas City), 0 yards
 - 2 Art Powell (10/18/70 at Buffalo), 0 yards
 - 2 Jim Riley (11/7/76 vs. Buffalo), 0 yards
 - 2 Jeris White (11/28/76 at Cleveland), 0 yards
 - 2 Bob Baumhower (12/11/77 at New England), 0 yards
 - 2 Tim Foley (11/29/79 vs. New England), 2 yards
 - 2 Glenn Blackwood (10/19/80 vs. Buffalo), 0 yards
 - 2 Doug Betters (11/6/83 at San Francisco), 0 yards
 - 2 Bud Brown (9/8/85 vs Houston), 6 yards

LONGEST FUMBLE RETURNS (plus all TDs)

- 68 A.J. Duhe (10/15/78 at San Diego), Dan Fouts
- 59t Trell Hooper (10/11/87 vs. Kansas City), Robert Parker
- 55t Liffort Hobley (10/11/87 vs. Kansas City), Chris Smith
- 44t Don Bessillieu (10/19/80 vs. Buffalo), Joe Cribbs
- 35t Dick Anderson (10/15/72 vs. San Diego), Mike Garrett
- 25t Mike Kozlowski (12/6/81 vs. New England), Sam Cunningham
- 21t Bob Baumhower (10/7/84 at Pittsburgh), Mark Malone
- 19t Liffort Hobley (10/9/88 at L.A. Raiders), Vance Mueller
- 13t Nick Buoniconti (9/30/73 vs. New England), John Tarver
- 13t Bob Baumhower (10/9/78 vs. Cincinnati), Dave Turner
- 13t Brian Sochia (12/30/90 vs. Indianapolis), Jeff George
- 7t Bob Brudzinski (10/27/85 at Detroit), Eric Hipple
- 1t Cliff Odom (10/28/90 at Indianapolis), Jack Trudeau
- 0t Chuck Klingbeil (9/22/91 vs. Green Bay), Don Majkowski

TOUCHDOWN FUMBLE RETURNS

- Career**
- 2 Bob Baumhower (1977-86), 21,13 yards
 - 2 Liffort Hobley (1987-92), 55,19 yards

TAKEAWAYS

(interceptions/fumble recoveries)

MOST TAKEAWAYS

- Career**
- 51 Dick Anderson (1968-77), 34 INTs, 17 FRs
 - 42 Jake Scott (1970-75), 35 INTs, 7 FRs

- 41 Glenn Blackwood (1979-87), 29 INTs, 12 FRs
- 30 Curtis Johnson (1970-78), 22 INTs, 8 FRs
- 30 Tim Foley (1970-80), 22 INTs, 8 FRs

- Season**
- 11 Dick Anderson (1970), 8 INTs, 3 FRs
 - 11 Jake Scott (1974), 8 INTs, 3 FRs
 - 10 Dick Westmoreland (1967), 10 INTs
 - 9 Dick Anderson (1968), 8 INTs, 1 FR
 - 9 Dick Anderson (1972), 3 INTs, 6 FRs

- Game**
- 4 Dick Anderson (12/3/73 vs. Pittsburgh), 4 INTs
 - 4 Jeris White (11/26/76 at Cleveland), 2 INTs, 2 FRs

MOST TAKEAWAYS BY ROOKIE

- Season**
- 9 Dick Anderson (1968), 8 INTs, 1 FR
 - 7 Lloyd Mumphord (1969), 5 INTs, 2 FRs
 - 7 Curtis Johnson (1970), 3 INTs, 4 FRs
 - 7 Jarvis Williams (1988), 4 INTs, 3 FRs
- Game**
- 3 Lloyd Mumphord (12/7/69 vs. Denver), 2 INTs, 1 FR

BLOCKED KICKS

MOST BLOCKED KICKS

- Career**
- 9 Curtis Johnson (1970-78), 6 FGs, 2 Punts, 1 PAT
 - 8 Lloyd Mumphord (1969-74), 7 FGs, 1 Punt
 - 5 Vern Den Herder (1971-81), 4 FGs, 1 Punt
 - 5 William Judson (1982-89), 3 FGs, 2 Punts
- Season**
- 4 Wahoo McDaniel (1966), 1 FG, 3 PATs
 - 3 Frank Cornish (1970), 2 FGs, 1 PAT
 - 3 Curtis Johnson (1972), 1 FG, 2 Punts

MOST BLOCKED FIELD GOALS

- Career**
- 7 Lloyd Mumphord (1969-74)
 - 6 Curtis Johnson (1970-78)
 - 4 Vern Den Herder (1971-81)
 - 4 Bob Baumhower (1977-86)
- Season**
- 2 Ten times, last 1984

BLOCKED FIELD GOAL RETURNS

- 51t Lloyd Mumphord (12/6/70 vs. Boston), Gino Capelletti
- 47t Curtis Johnson (12/19/71 vs. Green Bay), Tim Webster

SHORT FIELD GOAL RETURNS

- 50 Jake Scott (12/6/70 vs. Boston), Gino Capelletti

MOST BLOCKED PUNTS

- Career**
- 3 Tim Foley (1970-80)
 - 2 Curtis Johnson (1970-78)
 - 2 William Judson (1982-89)
 - 2 Marc Logan (1989-91)
- Season**
- 2 Curtis Johnson (1972)
 - 2 Tim Foley (1973)
 - 2 Marc Logan (1991)

BLOCKED PUNT RETURNS

- 19t Mark Higgs (10/18/90 vs. New England), Brian Hansen
- 8t Tim Foley (11/11/73 vs. Baltimore), David Lee
- *5t Charlie Babb (12/24/72 vs. Cleveland), Don Cockcroft
- 5t Tim Foley (11/11/73 vs. Baltimore), David Lee

MOST BLOCKED POINTS AFTER TOUCHDOWNS

- Career**
- 3 Wahoo McDaniel (1966-68)
 - 3 Doug Betters (1978-87)

TEAM RECORDS

CHAMPIONSHIPS

SUPER BOWL: 2 1972, 1973
AMERICAN FOOTBALL CONFERENCE:
 5 1971, 1972, 1973, 1982, 1984
AFC EASTERN DIVISION:
 13 1971, 1972, 1973, 1974, 1975, 1977,
 1978, 1979, 1981, 1983, 1984, 1985, 1992
PLAYOFF BERTHS:
 14 1970, 1971, 1972, 1973, 1974, 1978, 1979,
 1981, 1982, 1983, 1984, 1985, 1990, 1992

GAMES

REGULAR-SEASON RECORD: 244-152-4 (.615)
PLAYOFF RECORD: 16-12 (.571)
OVERALL RECORD: 260-164-4 (.612)

HOME REGULAR-SEASON RECORD: 140-55-3 (.715)
HOME PLAYOFF RECORD: 12-5 (.706)
HOME OVERALL RECORD: 152-60-3 (.714)

ROAD REGULAR-SEASON RECORD: 104-97-1 (.517)
ROAD PLAYOFF RECORD: 4-7 (.364)
ROAD OVERALL RECORD: 108-104-1 (.509)

MOST WINS IN A SEASON:
 17 in 1972 (14 regular season, 3 playoffs)
 16 in 1984 (14 regular season, 2 playoffs)
BEST SEASON WINNING PERCENTAGE:
 1.000 in 1972 (14-0 regular season, 3-0 playoffs)
FEWEST WINS IN A SEASON: 3 in 1966 and 1969
LOWEST SEASON WINNING PERCENTAGE:
 .214 in 1966 (3-11)

CONSECUTIVES

MOST WINS:
 18 1st in 1972 through 1st in 1973
MOST REGULAR-SEASON WINS:
 16 14th in 1971 through 1st in 1973
 16 12th in 1983 through 11th in 1984
MOST HOME WINS:
 31 10/17/71 through 12/15/74
MOST REGULAR-SEASON HOME WINS:
 27 10/17/71 through 12/15/74
MOST ROAD WINS:
 9 9/17/72 through 1/14/73
MOST REGULAR-SEASON ROAD WINS:
 7 9/17/72 through 12/10/72
 7 12/4/83 through 11/4/84
MOST WINS IN A SERIES:
 20 vs. Buffalo, 1970-79
MOST PRESEASON WINS:
 11 5th in 1975 through 3rd in 1977
MOST LOSSES:
 8 2nd through 9th in 1967
MOST REGULAR-SEASON LOSSES:
 8 2nd through 9th in 1967

MOST HOME LOSSES:
 4 12/23/67 through 9/28/68
 4 10/23/88 through 12/4/88
MOST ROAD LOSSES:
 10 11/13/66 through 12/3/67
MOST LOSSES IN A SERIES:
 8 vs. N.Y. Jets, 1966-69
MOST PRESEASON LOSSES:
 7 5th in 1988 through 2nd in 1990
 5 1st through 5th in 1969

SCORING

MOST POINTS SCORED
 Season 513 1984
 Game 55 11/24/77 at St. Louis

FEWEST POINTS SCORED
 Season 198 1982, 9 games
 213 1966
 Game 0 Nine times, last 1987

MOST POINTS ALLOWED
 Season 407 1967
 Game 58 9/18/66 at Buffalo
 51 9/21/86 at N.Y. Jets
 50 9/7/86 at San Diego

FEWEST POINTS ALLOWED
 Season 131 1982, 9 games
 150 1973, 14 games
 Game 0 19 times, last 1987

MOST POINTS, BOTH TEAMS
 Game 96 at N.Y. Jets 51, Miami 45, ot (9/21/86)
 *79 San Diego 41, at Miami 38, ot (1/2/82)
 79 L.A. Raiders 45, at Miami 34 (12/2/84)
 79 at Miami 41, Tampa Bay 38 (10/20/85)
 78 at San Diego 50, Miami 28 (9/7/86)
 *78 at Buffalo 44, Miami 34 (1/12/91)

FEWEST POINTS, BOTH TEAMS
 Game 3 at New England 3, Miami 0 (12/12/82)
 9 New England 6, at Miami 3 (11/20/88)
 12 at Miami 9, Kansas City 3 (10/20/74)
 12 Miami 12, at Buffalo 0 (9/4/83)

MOST DECISIVE WIN
 Game 52 52-0 vs. New England (11/12/72)
 44 44-0 vs. Baltimore (11/11/73)
 43 43-0 at N.Y. Jets (10/19/75)
 42 45-3 vs. N.Y. Jets (11/24/86)
 42 42-0 vs. Kansas City (10/11/87)

MOST DECISIVE LOSS
 Game 45 48-3 vs. Kansas City (9/28/68)
 41 41-0 at Kansas City (10/8/67)
 35 35-0 at Baltimore (11/1/70)
 35 42-7 at Kansas City (10/13/91)

MOST TOUCHDOWNS SCORED
 Season 70 1984
 Game 8 11/24/77 at St. Louis

FEWEST TOUCHDOWNS SCORED
 Season 26 1966

MOST TOUCHDOWNS ALLOWED
 Season 53 1967
 Game 8 9/18/66 at Buffalo

FEWEST TOUCHDOWNS ALLOWED
 Season 15 1973

MOST TOUCHDOWNS SCORED BY**Rushing**

Season 26 1972, 1975
 Game 4 Eight times, last 1989

Passing

Season 49 1984
 Game 6 11/24/77 at St. Louis
 6 9/21/86 at N.Y. Jets

Interception

Season 4 1966
 Game 2 12/3/73 vs. Pittsburgh
 2 9/12/82 at N.Y. Jets
 2 12/16/83 vs. N.Y. Jets

Kickoff Return**Punt Return****Fumble Return****Blocked Punt Return****Season****Game****Season****Game****FEWEST TOUCHDOWNS SCORED BY****Rushing****Passing****Season****Game**

24 10/23/77 vs. Seattle
 24 10/29/78 vs. Baltimore
 24 11/20/83 vs. Baltimore
 24 10/9/88 at L.A. Raiders
 24 12/1/91 vs. Tampa Bay
 21 11/3/74 vs. Atlanta
 21 9/12/82 at N.Y. Jets
 21 9/2/84 at Washington
 21 10/11/87 vs. Kansas City
 21 11/12/89 at N.Y. Jets
 21 10/18/92 vs. New England
 21 9/30/73 vs. New England
 21 9/29/74 at San Diego

SCORE BY QUARTERS, OPPONENT

1st - 24 9/28/68 vs. Kansas City
 *24 1/2/82 vs. San Diego
 2nd - 28 9/21/86 at N.Y. Jets
 27 9/18/66 at Buffalo
 3rd - 17 12/23/67 vs. Houston
 4th - 28 10/2/66 at San Diego
 28 12/15/91 at San Diego

SCORE BY QUARTERS, BOTH TEAMS

1st - 27 9/28/68 vs. Kansas City
 Kansas City 24, Miami 3
 2nd - 42 9/21/86 at N.Y. Jets
 N.Y. Jets 28, Miami 14
 34 9/18/66 at Buffalo
 Buffalo 27, Miami 7
 34 9/30/84 at St. Louis
 Miami 20, St. Louis 14
 3rd - 28 12/10/67 vs. San Diego
 Miami 14, San Diego 14
 4th - 35 11/17/74 vs. Buffalo
 Buffalo 21, Miami 14
 35 12/15/91 at San Diego
 San Diego 28, Miami 7

MOST CONSECUTIVE QUARTERS HELD SCORELESS, DOLPHINS

13 1973, 3rd Q in 8th through 3rd Q in 11th

MOST CONSECUTIVE QUARTERS HELD SCORELESS, OPPONENT

11 1970, 1st Q in 6th through 3rd Q in 8th

SCORE BY HALVES, DOLPHINS

1st - 35 12/17/67 vs. Boston
 31 12/20/70 vs. Buffalo
 31 12/2/85 vs. Chicago
 31 12/7/86 at New Orleans
 2nd - 31 9/22/85 vs. Kansas City
 28 12/10/67 vs. San Diego
 28 12/5/76 vs. Buffalo
 28 9/23/79 vs. Chicago
 28 10/9/83 vs. Buffalo
 28 10/21/84 at New England
 28 12/9/84 at Indianapolis
 28 10/11/87 vs. Kansas City
 28 11/1/87 vs. Pittsburgh

SCORE BY HALVES, OPPONENT

1st - 48 9/18/66 at Buffalo
 2nd - 38 10/2/66 at San Diego
 31 10/3/76 vs. Los Angeles

SCORE BY HALVES, BOTH TEAMS

1st - 58 9/18/66 at Buffalo
 Buffalo 48, Miami 10
 52 9/21/86 at N.Y. Jets
 N.Y. Jets 31, Miami 21
 2nd - 52 10/9/83 vs. Buffalo
 Miami 28, Buffalo 24

FIRST DOWNS

MOST FIRST DOWNS

Season	387	1984
Game	34	11/24/77 at St. Louis
	34	12/12/88 vs. Cleveland

FEWEST FIRST DOWNS

Season	200	1966
Game	7	10/3/70 vs. Oakland
	7	9/23/90 at N.Y. Giants
	8	9/24/67 vs. Kansas City
	8	10/12/80 at New England

MOST FIRST DOWNS ALLOWED

Season	359	1988
Game	39	11/27/88 at N.Y. Jets
	*34	1/2/82 vs. San Diego
	34	11/18/84 at San Diego

FEWEST FIRST DOWNS ALLOWED

Season	186	1972
Game	4	11/11/73 vs. Baltimore
	5	9/2/79 at Buffalo
	7	9/24/72 vs. Houston
	7	10/28/90 at Indianapolis

MOST FIRST DOWNS, BOTH TEAMS

Season	701	1984
Game	*59	1/2/82 vs. San Diego
	59	10/9/83 vs. Buffalo
	59	11/27/88 at N.Y. Jets

FEWEST FIRST DOWNS, BOTH TEAMS

Season	312	1982
Game	15	11/9/69 at Boston
	21	Three times, last 1973

MOST FIRST DOWNS BY

Rushing		
Season	170	1972
Game	19	10/29/72 at Baltimore
	19	11/24/77 at St. Louis
Passing		
Season	250	1986
Game	26	12/12/88 vs. Cleveland
	24	9/15/85 vs. Indianapolis
	24	9/21/86 at N.Y. Jets
	24	11/16/86 at Buffalo
	24	9/24/89 vs. N.Y. Jets
Penalty		
Season	31	1979, 1983
Game	6	12/4/66 at Denver
	6	11/26/67 vs. Buffalo

FEWEST FIRST DOWNS BY

Rushing		
Season	65	1967
Game	0	10/15/67 at Boston
Passing		
Season	91	1973
Game	1	9/4/83 at Buffalo
Penalty		
Season	13	1973

MOST FIRST DOWNS ALLOWED BY

Rushing		
Season	155	1988
Game	**24	1/30/83 vs. Washington
	17	12/11/76 vs. Minnesota
	17	9/4/88 at Chicago
	17	12/4/88 vs. Indianapolis

354

Passing

Season	180	1989
Game	23	11/27/88 at N.Y. Jets
	*21	1/2/82 vs. San Diego
	21	10/4/92 at Buffalo

Penalty

Season	31	1988
Game	7	10/9/83 vs. Buffalo
	5	12/17/67 vs. New England
	5	11/10/85 vs. N.Y. Jets
	5	10/23/88 vs. N.Y. Jets
	5	11/16/92 vs. Buffalo

FEWEST FIRST DOWNS ALLOWED BY

Rushing

Season	66	1969
Game	0	12/20/70 vs. Buffalo
	0	10/13/74 at Washington

Passing

Season	78	1973
Game	0	12/8/68 vs. Boston
	1	11/5/79 vs. Houston
	1	12/12/82 at New England

Penalty

Season	8	1973, 1974
--------	---	------------

TOTAL NET YARDS

MOST NET YARDS GAINED

Season	6,936	1984
Game	584	10/23/88 vs. N.Y. Jets
	*569	1/6/85 vs. Pittsburgh
	552	9/30/84 at St. Louis
	552	10/21/84 at New England

FEWEST NET YARDS GAINED

Season	3,458	1966
Game	88	10/12/80 at New England
	111	9/9/66 vs. N.Y. Jets
	124	9/24/67 vs. Kansas City

MOST NET YARDS ALLOWED

Season	6,050	1986
Game	597	11/27/88 at N.Y. Jets
	593	10/3/76 vs. Los Angeles
	582	9/1/91 at Buffalo
	581	9/21/86 at N.Y. Jets
	*564	1/2/82 vs. San Diego

FEWEST NET YARDS ALLOWED

Season	3,281	1973
Game	76	10/21/73 vs. Buffalo
	118	10/16/66 vs. Denver
	121	9/2/79 at Buffalo
	132	11/11/73 vs. Baltimore
	132	10/11/87 vs. Kansas City
	132	10/28/90 at Indianapolis

MOST NET YARDS GAINED, BOTH TEAMS

Season	12,374	1986
Game	1,066	9/21/86 at N.Y. Jets
	1,037	11/27/88 at N.Y. Jets
	*1,036	1/2/82 vs. San Diego

FEWEST NET YARDS GAINED, BOTH TEAMS

Season	4,970	1982
Game	335	10/16/66 vs. Denver

RUSHING

MOST RUSHING YARDS

Season	2,960	1972
Game	315	11/11/73 vs. Baltimore
	304	12/3/72 at New England

355

	302	11/7/71 vs. Buffalo
	301	9/30/73 vs. New England
FEWEST RUSHING YARDS		
Season	1,205	1988
Game	14	11/19/90 vs. L.A. Raiders
	23	9/24/67 vs. Kansas City
	23	11/29/87 at Buffalo
	25	12/11/77 at New England
	*25	12/30/79 at Pittsburgh
	**25	1/20/85 vs. San Francisco

MOST RUSHING YARDS ALLOWED		
Season	2,506	1988
Game	305	12/18/88 at Pittsburgh
	280	10/29/89 at Buffalo
	279	12/3/67 at Houston
	278	9/19/76 at New England

FEWEST RUSHING YARDS ALLOWED		
Season	1,453	1970
Game	16	9/2/66 vs. Oakland
	18	10/18/92 vs. New England
	26	10/13/74 at Washington
	29	11/16/80 vs. San Francisco

MOST RUSHING YARDS, BOTH TEAMS		
Season	4,627	1978
Game	487	12/5/76 vs. Buffalo
	444	9/30/73 vs. New England

FEWEST RUSHING YARDS, BOTH TEAMS		
Season	2,629	1982
Game	81	9/22/91 vs. Green Bay
	99	10/18/90 vs. New England
	103	12/14/69 vs. N.Y. Jets
	109	9/21/80 at Atlanta

MOST RUSHING ATTEMPTS		
Season	613	1972
Game	58	10/5/75 at Green Bay
	56	9/12/82 at N.Y. Jets
	55	11/24/77 at St. Louis

FEWEST RUSHING ATTEMPTS		
Season	326	1967
Game	**9	1/20/85 vs. San Francisco
	9	9/7/86 at San Diego
	10	9/4/88 at Chicago
	10	12/2/90 at Washington
	11	Three times, last 1992

MOST RUSHING ATTEMPTS, OPPONENT		
Season	557	1988
Game	*59	1/12/86 vs. New England
	54	9/4/88 at Chicago
	**52	1/30/83 vs. Washington
	51	Five times, last 1989

FEWEST RUSHING ATTEMPTS, OPPONENT		
Season	293	1982
Game	12	10/10/70 at N.Y. Jets
	12	12/7/87 vs. N.Y. Jets
	12	10/28/90 at Indianapolis

HIGHEST RUSHING AVERAGE		
Season	5.00	1971
	4.97	1973

LOWEST RUSHING AVERAGE		
Season	3.33	1989
	3.57	1966

HIGHEST RUSHING AVERAGE, OPPONENT		
Season	4.88	1968

LOWEST RUSHING AVERAGE, OPPONENT		
Season	3.52	1979
	3.53	1969

356

PASSING

MOST NET YARDS PASSING		
Season	5,018	1984
Game	521	10/23/88 vs. N.Y. Jets
	446	9/24/89 vs. N.Y. Jets
	*435	1/6/85 vs. Pittsburgh
	435	9/21/86 at N.Y. Jets
	434	12/2/84 vs. L.A. Raiders

FEWEST NET YARDS PASSING		
Season	1,582	1973
Game	22	11/23/69 vs. Houston
	*26	12/30/73 vs. Oakland
	26	9/4/83 at Buffalo

MOST NET YARDS PASSING ALLOWED		
Season	3,557	1986
Game	449	9/21/86 at N.Y. Jets
	427	10/1/67 at N.Y. Jets
	426	10/3/76 vs. Los Angeles
	426	11/27/88 at N.Y. Jets
	*415	1/2/82 vs. San Diego

FEWEST NET YARDS PASSING ALLOWED		
Season	1,290	1973
Game	1	10/21/73 vs. Buffalo
	11	11/5/79 vs. Houston
	13	12/12/82 at New England
	20	11/1/73 vs. Baltimore
	24	10/22/72 vs. Buffalo

MOST NET YARDS PASSING, BOTH TEAMS		
Season	8,336	1986
Game	884	9/21/86 at N.Y. Jets

FEWEST NET YARDS PASSING, BOTH TEAMS		
Season	2,341	1982
Game	2,872	1973
	72	12/12/82 at New England

MOST GROSS YARDS PASSING		
Season	5,146	1984
Game	521	10/23/88 vs. N.Y. Jets
	470	12/2/84 vs. L.A. Raiders
	448	9/21/86 at N.Y. Jets
	446	9/24/89 vs. N.Y. Jets
	*435	1/6/85 vs. Pittsburgh

FEWEST GROSS YARDS PASSING		
Season	1,675	1973
Game	*34	12/30/73 vs. Oakland
	46	9/4/83 at Buffalo

MOST GROSS YARDS PASSING ALLOWED		
Season	3,825	1986
Game	479	9/21/86 at N.Y. Jets
	440	10/1/67 at N.Y. Jets
	436	10/3/76 vs. Los Angeles
	*433	1/2/82 vs. San Diego
	433	11/27/88 at N.Y. Jets

FEWEST GROSS YARDS PASSING ALLOWED		
Season	1,604	1973
Game	13	12/12/82 at New England
	25	11/5/79 vs. Houston
	35	12/9/73 at Baltimore
	45	10/22/72 vs. Buffalo

MOST PASS ATTEMPTS		
Season	645	1986
Game	60	10/23/88 vs. N.Y. Jets
	58	9/28/86 vs. San Francisco
	57	12/2/84 vs. L.A. Raiders
	56	9/24/89 vs. N.Y. Jets
	55	10/18/86 at N.Y. Jets

357

FEWEST PASS ATTEMPTS

Season	256	1973
Game	*6	12/30/73 vs. Oakland
	**7	1/13/74 vs. Minnesota
	10	11/9/69 at Boston
	10	11/22/73 at Dallas

MOST PASS ATTEMPTS, OPPONENT

Season	551	1984
Game	58	10/4/92 at Buffalo
	56	11/18/84 at San Diego
	55	10/9/83 vs. Buffalo

FEWEST PASS ATTEMPTS, OPPONENT

Season	320	1973
Game	5	12/12/82 at New England

MOST PASS COMPLETIONS

Season	392	1986
Game	39	11/16/86 at Buffalo
	35	12/2/84 vs. L.A. Raiders
	35	9/28/86 vs. San Francisco
	35	10/23/88 vs. N.Y. Jets
	34	9/24/89 vs. N.Y. Jets

FEWEST PASS COMPLETIONS

Season	133	1973
Game	3	10/15/73 at Cleveland
	*3	12/30/73 vs. Oakland

MOST PASS COMPLETIONS, OPPONENT

Season	315	1989
Game	38	10/9/83 vs. Buffalo
	37	11/18/84 at San Diego

FEWEST PASS COMPLETIONS, OPPONENT

Season	151	1973
Game	2	11/9/69 at Boston
	2	12/12/82 at New England
	4	11/14/76 at Pittsburgh

INTERCEPTIONS**MOST INTERCEPTIONS**

Season	32	1978, 458 yards
Game	6	12/3/73 vs. Pittsburgh
	6	10/19/75 at N.Y. Jets
	6	9/10/78 at Baltimore
	6	11/21/82 at Buffalo
	6	10/16/83 at N.Y. Jets

FEWEST INTERCEPTIONS

Season	11	1976, 144 yards
--------	----	-----------------

MOST INTERCEPTIONS, OPPONENT

Season	32	1966, 370 yards
Game	6	11/13/66 at Kansas City

FEWEST INTERCEPTIONS, OPPONENT

Season	10	1971, 166 yards
--------	----	-----------------

MOST INTERCEPTION RETURN YARDS

Season	522	1966
Game	218	10/4/92 at Buffalo

FEWEST INTERCEPTION RETURN YARDS

Season	124	1977
--------	-----	------

MOST INTERCEPTION RETURN YARDS, OPPONENT

Season	596	1969
Game	151	12/2/84 vs. L.A. Raiders

FEWEST INTERCEPTION RETURN YARDS, OPPONENT

Season	96	1982
--------	----	------

PENALTIES**MOST PENALTIES**

Season	99	1988, 845 yards
--------	----	-----------------

358

Game	11	10/3/70 vs. Oakland
	11	12/3/72 at New England
	11	10/4/92 at Buffalo

MOST YARDS PENALIZED

Season	845	1988 on 99
Game	135	10/3/70 vs. Oakland
	132	10/23/88 vs. N.Y. Jets
	126	11/30/69 vs. Boston (at Tampa)
	124	10/30/83 vs. L.A. Rams

FEWEST PENALTIES

Season	48	1968, 485 yards
Game	0	12/23/67 vs. Houston
	0	12/8/68 vs. Boston
	0	9/29/91 at N.Y. Jets
	*0	1/10/93 vs. San Diego

FEWEST YARDS PENALIZED

Season	416	1973 on 52
Game	0	12/23/67 vs. Houston
	0	12/8/68 vs. Boston
	0	9/29/91 at N.Y. Jets
	*0	1/10/93 vs. San Diego

MOST PENALTIES, OPPONENT

Season	108	1980, 923 yards
Game	19	12/22/85 vs. Buffalo
	17	10/19/87 at N.Y. Jets
	15	10/11/69 vs. San Diego
	15	10/9/83 vs. Buffalo

MOST YARDS PENALIZED, OPPONENT

Season	923	1980 on 108
Game	156	9/20/69 at Oakland
	144	11/5/67 at Buffalo
	126	11/15/87 vs. Indianapolis

FEWEST PENALTIES, OPPONENT

Season	59	1967, 691 yards
Game	1	Eight times, last 1986

MOST YARDS PENALIZED, OPPONENT

Season	525	1974 on 67
Game	5	Five times, last 1986

MOST PENALTIES, BOTH TEAMS

Season	202	1988, 1,579 yards
Game	26	12/22/85 vs. Buffalo
	23	11/10/85 vs. N.Y. Jets
	22	10/18/87 at N.Y. Jets

MOST YARDS PENALIZED, BOTH TEAMS

Season	1,579	1988 on 202
Game	230	10/3/70 vs. Oakland
	227	11/30/69 vs. Boston (at Tampa)

FEWEST PENALTIES, BOTH TEAMS

Season	112	1967, 1,181 yards
Game	2	12/23/67 vs. Houston
	2	11/11/73 vs. Baltimore
	2	12/12/82 at New England

FEWEST YARDS PENALIZED, BOTH TEAMS

Season	1,032	1973 on 113
Game	10	11/11/73 vs. Baltimore
	10	12/12/82 at New England
	20	12/8/68 vs. Boston

PUNTING**MOST PUNTS**

Season	85	1969
Game	10	9/9/66 vs. N.Y. Jets
	10	10/12/80 at New England
	*10	1/23/83 vs. N.Y. Jets

359

MOST PUNT YARDS

Season	3,451	1969, 40.6 average
Game	483	9/9/66 vs. N.Y. Jets

FEWEST PUNTS

Season	35	1982
Game	0	9/23/79 vs. Chicago
	0	10/12/86 vs. Buffalo
	0	12/12/88 vs. Cleveland

MOST PUNTS, OPPONENT

Season	90	1983
Game	11	11/11/73 vs. Baltimore

MOST YARDS OPPONENT

Season	3,674	1983, 40.8 average
Game	413	11/15/81 vs. Oakland

FEWEST PUNTS, OPPONENT

Season	40	1982
Game	0	12/17/67 vs. Boston
	1	Eleven times, last 1991

MOST PUNTS, BOTH TEAMS

Season	170	1981
Game	*20	1/23/83 vs. N.Y. Jets
	18	9/9/66 vs. N.Y. Jets

FEWEST PUNTS, BOTH TEAMS

Season	75	1982
Game	1	10/12/86 vs. Buffalo
	2	9/23/79 vs. Chicago
	2	12/12/88 vs. Cleveland

HIGHEST PUNTING AVERAGE

Season	44.8	1991, 54 punts
x- Game	58.5	9/28/86 vs. San Francisco

HIGHEST PUNTING AVERAGE, OPPONENT

Season	44.1	1969, 80 punts
x- Game	55.5	9/28/68 vs. Kansas City

x-minimum 4 punts

PUNT RETURNS**MOST PUNT RETURNS**

Season	55	1983, 581 yards
Game	7	10/19/69 at Kansas City

MOST PUNT RETURN YARDS

Season	581	1983, 55 returns
Game	123	10/19/69 at Kansas City
	115	12/5/76 vs. Buffalo

MOST PUNT RETURNS, OPPONENT

Season	45	1981, 286 yards
Game	8	9/9/66 vs. N.Y. Jets

MOST PUNT RETURN YARDS, OPPONENT

Season	373	1975, 34 returns
Game	115	10/12/80 at New England
	110	11/1/70 at Baltimore

KICKOFF RETURNS**MOST KICKOFF RETURNS**

Season	67	1967, 1,443 yards
Game	9	9/18/66 at Buffalo
	9	9/7/86 at San Diego

MOST KICKOFF RETURN YARDS

Season	1,507	1966, 65 returns
Game	245	12/5/71 at New England
	229	11/13/66 at Kansas City

MOST KICKOFF RETURNS, OPPONENT

Season	70	1978, 1,459 yards
Game	9	11/24/77 at St. Louis

360

MOST KICKOFF RETURN YARDS, OPPONENT

Season	1,549	1975, 65 returns
Game	207	9/17/67 vs. Denver
	200	11/24/77 at St. Louis

SACKS**MOST SACKS**

Season	49	1983, 363 yards
	45	1973, 314 yards
	45	1990, 348 yards
	42	1984, 339 yards
Game	9-59	10/21/73 vs. Buffalo
	8-61	9/20/81 at Houston
	7-52	10/17/71 vs. New England
	7-52	11/11/79 vs. Baltimore
	7-60	9/14/86 vs. Indianapolis
	7-59	9/17/89 at New England

FEWEST SACKS

Season	16	1966, 180 yards
--------	----	-----------------

MOST SACKS, OPPONENT

Season	53	1969, 481 yards
	52	1968, 441 yards
Game	8-83	11/16/69 at Buffalo
	8-80	9/20/70 at Boston
	7-61	9/9/66 vs. N.Y. Jets
	7-77	10/8/67 at Kansas City

FEWEST SACKS, OPPONENT

Season	7	1988, 41 yards
	10	1989, 86 yards
	11	1982, 87 yards
	13	1973, 93 yards
	13	1987, 101 yards

MOST CONSECUTIVE GAMES WITH NO SACKS ALLOWED

19	5th through 16th in 1988 and 1st through 7th in 1989
----	--

MOST SACKS, BOTH TEAMS

Season	78	1969, 689 yards
--------	----	-----------------

FEWEST SACKS, BOTH TEAMS

Season	31	1988, 208 yards
--------	----	-----------------

FUMBLES**MOST FUMBLES**

Season	37	1986, 1987
Game	6	11/26/89 vs. Pittsburgh
	5	twelve times, last 1990

MOST FUMBLES LOST

Season	17	1987, 1992
Game	5-5	9/25/83 vs. Kansas City
	5-4	11/15/70 vs. New Orleans
	*5-4	1/12/86 vs. New England
	4-4	9/7/86 at San Diego
	5-4	10/18/90 vs. New England

FEWEST FUMBLES

Season	14	1976
--------	----	------

MOST FUMBLES, OPPONENT

Season	39	1983
Game	7	11/7/71 vs. Buffalo
	7	9/18/77 at Buffalo
	7	10/23/83 at Baltimore

MOST FUMBLES LOST, OPPONENT

Season	21	1971, 1978
--------	----	------------

361

ALL-TIME LEADERS

RUSHING

PLAYER	YEARS	NO.	YDS.	AVG.	LG	TD
1. Larry Csonka	1968-74, 1979	1506	6737	4.5	54	53
2. Mercury Morris	1969-75	754	3877	5.1	70	29
3. Jim Kiick	1968-74	997	3644	3.7	56	28
4. Tony Nathan	1979-87	732	3543	4.8	46	16
5. Delvin Williams	1978-80	643	2632	4.1	65	13
6. Andra Franklin	1981-84	622	2232	3.6	29	22
7. Benny Malone	1974-78	503	2129	4.2	66	16
8. Lorenzo Hampton	1985-89	500	1949	3.9	54	22
9. Mark Higgs	1990-92	497	1887	3.8	27	11
10. Sammie Smith	1989-91	509	1787	3.5	33	15
11. Woody Bennett	1980-88	424	1761	4.2	25	10
12. Don Nottingham	1973-77	365	1524	4.2	56	25
13. Norm Bulaich	1975-79	340	1498	4.4	63	17
14. Gary Davis	1976-79	318	1389	4.4	65	7
15. Troy Stradford	1987-90	343	1332	3.9	51	10
16. Ron Davenport	1985-89	274	1127	4.1	64	13
17. Bob Griese	1967-80	261	994	3.8	35	7
18. Leroy Harris	1977-78	214	929	4.3	77	6
19. David Woodley	1980-83	173	771	4.5	29	9
20. Joe Carter	1984-86	118	589	5.0	35	1
21. Stan Mitchell	1966-70	173	548	3.1	30	4
22. Joe Auer	1966-67	165	544	3.3	41	5
23. Marc Logan	1989-91	140	523	3.7	17	2
24. Bobby Humphrey	1992	102	471	4.6	21	1
25. Hubert Ginn	1970-75	101	415	4.1	46	3
26. David Overstreet	1983	85	392	4.6	44	1
27. Sam Price	1966-68	82	313	3.8	38	1
28. Abner Haynes	1967	56	274	4.9	65	2
29. Cookie Gilchrist	1966	72	262	3.6	22	0
30. Terry Robiskie	1980-81	78	250	3.2	36	2
31. Nat Moore	1974-86	40	248	6.2	36	1
32. Steve Howell	1979-81	68	235	3.4	23	1
33. Billy Joe	1966	71	232	3.3	14	0
34. Charles Leigh	1971-73	48	228	4.8	34	1
35. Tom Vigorito	1981-85	54	215	4.0	33	2
Stan Winfrey	1975-77	55	215	3.9	13	1
Eddie Hill	1981-84	52	209	4.0	23	1
37. Ronald Scott	1987	47	199	4.2	24	3
39. Jack Harper	1967-68	41	197	4.8	37	1
40. Freddie Solomon	1975-77	14	190	13.6	59	1
41. Paul Warfield	1970-74	16	166	10.4	39	0
42. Larry Seiple	1967-77	16	159	9.9	34	0
Pete Johnson	1984	68	159	2.3	9	9
44. Jim Jensen	1981-92	26	142	5.5	23	0
45. George Wilson	1966	27	137	5.1	37	0
46. Rick Casares	1966	43	135	3.1	10	0
47. Tony Paige	1990-92	49	131	2.7	11	3
48. Earl Morrall	1972-76	23	120	5.2	31	1
49. Dan Marino	1983-92	203	109	0.5	15	6
50. Gene Milton	1968-69	9	108	12.0	34	0
Mark Clayton	1983-92	14	108	7.7	30	0
52. Scott Secules	1989-91	16	103	6.4	17	1
53. Kyle Mackey	1987	17	98	5.8	17	2
54. George Chesser	1966-67	18	77	4.3	19	0
55. Frank Jackson	1966-67	3	70	23.3	48	0
56. Aaron Craver	1991-92	23	67	2.9	8	1
57. Bob Torrey	1979	13	61	4.7	17	1
58. Clarence Bailey	1987	10	55	5.5	13	0
59. Jim Braxton	1978	20	48	2.4	15	2
60. Nick Giaquinto	1980-81	8	47	5.9	20	0
61. Mark Konecny	1987	6	46	7.7	19	0
62. John Tagliaferri	1987	13	45	3.5	7	1
63. Rickey Isom	1987	9	41	4.6	8	1
Rick Norton	1966-69	19	41	2.2	13	0
65. Bernie Parmalee	1992	6	38	6.3	20	0
66. Duriel Harris	1976-83, 1985	3	33	11.0	20	0

362

67. Rich Diana	1982	8	31	3.9	7	0
68. Tom Brown	1987-89	16	29	1.8	6	0
69. John Stofa	1966-67, 1969-70	7	24	3.4	14	1
70. Joe Cribbs	1988	5	21	4.2	11	0
71. Don Strock	1974-87	51	20	0.4	18	2
72. Garrett Limbrick	1990	5	14	2.8	5	0
73. Tom Orosz	1981-82	1	13	13.0	13	0
Gary Tucker	1968	4	13	3.3	7	0
75. Marlin Briscoe	1972-74	3	12	4.0	17	0
76. Terry Anderson	1977-78	1	11	11.0	11	0
Terry Cole	1971	3	11	3.7	4	0
78. Nuu Faaola	1989	2	10	5.0	5	0
Scott Mitchell	1990-92	8	10	1.3	8	0
Pete Roth	1987	3	10	3.3	9	0
81. Jimmy Hines	1969	1	7	7.0	7	0
James Saxon	1992	4	7	1.8	4	0
83. Craig Ellis	1986	3	6	2.0	2	0
Tony Martin	1990-92	2	6	3.0	8	0
Dick Wood	1966	5	6	1.2	7	1
86. Don Testerman	1980	1	5	5.0	5	0
87. Fred Banks	1987-92	1	3	3.0	3	0
88. Bruce Hardy	1978-89	1	2	2.0	2	0
89. Jim Del Gaizo	1972, 1975	1	0	0.0	0	0
Kim Hammond	1968	1	0	0.0	0	0
Clayton Heath	1976	1	0	0.0	0	0
Barry Pryor	1969-70	2	0	0.0	0	0
93. Guy Benjamin	1978-79	1	-2	-2.0	-2	0
Mike Michel	1977	1	-2	-2.0	-2	0
Doug Moreau	1966-69	1	-2	-2.0	-2	0
96. Jack Clancy	1967-69	3	-4	-1.3	2	0
97. George Roberts	1978-80	1	-7	-7.0	-7	0
98. Reggie Roby	1983-92	5	-8	-1.6	0	0
99. George Mira	1971	6	-9	-1.5	0	0
100. Mark Duper	1982-92	1	-10	-10.0	-10	0
101. Ferrell Edmunds	1988-92	2	-11	-5.5	-4	0
102. Karl Noonan	1966-71	2	-20	-10.0	-9	0

PASSING

PLAYER	YEARS	ATT.	COMP.	YDS.	PCT.	TD	INT	RATE
1. Dan Marino	1983-92	5284	3128	39502	59.2	290	165	87.8
2. Bob Griese	1967-80	3429	1926	25092	56.2	192	172	77.1
3. David Woodley	1980-83	961	508	5928	52.9	34	42	65.4
4. Don Strock	1974-87	688	388	4613	56.4	39	37	73.5
5. Earl Morrall	1972-76	284	153	2335	53.9	17	17	76.2
6. Rick Norton	1966-69	377	156	1751	41.4	6	30	28.1
7. Dick Wood	1966	230	83	989	36.1	4	14	30.5
8. John Stofa	1966-67	135	61	862	45.2	7	6	65.1
9. George Wilson, Jr.	1966	112	46	764	41.1	5	10	42.4
10. Kyle Mackey	1987	109	57	604	52.3	3	5	58.8
11. Scott Secules	1989-92	70	33	393	47.1	2	5	68.3
12. Jim Del Gaizo	1972, 1975	9	5	165	55.6	2	1	100.5
13. George Mira	1971	30	11	159	36.7	1	1	51.9
14. Ron Jaworski	1987-88	14	9	123	64.3	1	0	116.1
15. Guy Benjamin	1978-79	12	9	119	75.0	1	1	99.0
16. Kim Hammond	1968	26	13	116	50.0	0	2	30.3
17. Jim Jensen	1981-92	7	4	102	57.1	2	0	141.4
18. Marlin Briscoe	1972-74	3	3	72	100.0	0	0	118.8
19. Larry Seiple	1967-77	3	3	69	100.0	0	0	118.8
20. Tony Nathan	1979-87	8	4	61	50.0	1	0	115.1
21. Mark Clayton	1983-92	2	1	48	50.0	1	0	135.4
22. Scott Mitchell	1990-92	8	2	32	25.0	0	1	4.2
23. Jim Kiick	1968-74	2	1	25	50.0	0	0	95.8
24. Jack Clancy	1967-69	1	1	17	100.0	0	0	118.8
25. Eddie Hill	1981-84	1	1	14	100.0	0	0	118.8
26. Archie Roberts	1967	10	5	11	50.0	0	1	52.3
27. Scott Stankavage	1987	7	4	8	57.1	0	1	22.6
28. Troy Stradford	1987-90	2	1	6	50.0	0	0	56.3
29. Delvin Williams	1978-80	3	0	0	0.0	0	0	39.6
30. Bruce Hardy	1978-89	1	0	0	0.0	0	0	39.6
Tony Martin	1989-92	1	0	0	0.0	0	0	39.6
Nat Moore	1978-89	1	0	0	0.0	0	0	39.6

363

Freddie Solomon 1975-77	1	0	0	0.0	0	0	39.6
Booth Lusteg 1967	1	0	0	0.0	0	0	39.6

RECEIVING

PLAYER	YEARS	NO.	YDS.	AVG.	LG	TD
1. Mark Clayton	1983-92	550	8643	15.7	78	81
2. Mark Duper	1982-92	511	8869	17.4	85	59
3. Nat Moore	1974-86	510	7547	14.8	79	74
4. Tony Nathan	1979-87	383	3592	9.4	73	16
5. Durriel Harris	1976-83, 1985	269	4534	16.9	64	18
6. Bruce Hardy	1978-89	256	2455	9.6	31	25
7. Jim Jensen	1981-92	229	2171	9.5	31	19
8. Jim Kiick	1968-74	221	2210	10.0	53	3
9. Howard Twilley	1966-76	212	3064	14.5	44	23
10. Troy Stradford	1987-90	159	1373	8.6	36	2
11. Paul Warfield	1970-74	156	3355	21.5	86	33
12. Tony Paige	1990-92	140	1115	8.0	30	6
13. Karl Noonan	1966-71	136	1808	13.2	51	17
14. Lorenzo Hampton	1985-89	123	954	7.8	39	6
15. Jim Mandich	1970-77	121	1406	11.6	44	23
16. Ferrell Edmunds	1988-92	117	1612	13.8	80	10
17. Joe Rose	1980-85	112	1493	13.3	50	13
18. Norm Bulaich	1975-79	109	751	6.9	59	6
19. Fred Banks	1987-92	98	1529	15.6	61	8
20. Dan Johnson	1983-87	94	1012	10.8	61	16
21. Ron Davenport	1985-89	93	801	8.6	29	4
23. Larry Csonka	1968-74, 1979	91	688	7.6	65	4
24. Tony Martin	1990-92	89	1375	15.4	55	6
25. Jack Clancy	1967-69	88	1157	13.1	50	3
26. Gary Davis	1976-79	74	592	8.0	34	1
27. Doug Moreau	1966-69	73	926	12.7	43	6
28. Larry Seiple	1967-77	72	935	13.0	41	7
29. Delvin Williams	1978-80	70	574	8.2	42	1
30. Andre Tillman	1975-78	66	757	11.5	37	6
31. Freddie Solomon	1975-77	61	973	16.0	58	5
32. Tom Vigorito	1981-85	59	439	7.4	31	2
33. James Pruitt	1986-88, 1990-91	58	942	16.2	35	8
34. Marlin Briscoe	1972-74	57	858	15.1	53	7
35. Bobby Humphrey	1992	54	507	9.4	26	1
36. Keith Jackson	1992	48	594	12.4	42	5
Marv Fleming	1970-74	48	523	10.9	31	4
38. Mercury Morris	1969-75	46	491	10.7	50	1
39. Stan Mitchell	1966-70	42	533	12.6	48	5
40. Joe Auer	1966-67	40	481	12.0	68	6
41. Woody Bennett	1980-89	39	295	7.6	27	3
42. Sammie Smith	1989-91	32	310	9.7	53	1
Leroy Harris	1977-78	32	240	7.5	57	0
44. Nick Giaquinto	1980-81	31	230	7.4	25	2
45. Andre Brown	1989-90	27	459	17.0	48	5
Dave Kocourek	1966	27	320	11.9	43	2
Mark Higgs	1990-92	27	222	8.2	21	0
48. Bo Roberson	1966	26	519	20.0	80	2
49. Frank Jackson	1966-67	25	439	17.6	48	3
Don Nottingham	1973-77	25	213	8.5	29	0
Ronnie Lee	1979-82, 1984-89	25	167	6.7	41	3
52. Greg Baly	1990-92	23	288	12.5	30	2
53. Gene Milton	1968-69	21	322	15.3	49	1
54. Scott Schwedes	1987-90	19	370	19.5	65	2
55. Otto Stowe	1971-72	18	344	19.1	49	3
Eddie Hill	1981-84	18	106	5.9	16	1
57. Benny Malone	1974-78	17	234	13.8	43	0
58. Billy Joe	1966	16	317	19.8	48	2
Abner Haynes	1967	16	100	6.3	22	0
60. Tom Brown	1987-89	14	123	8.8	23	0
61. Cookie Gilchrist	1966	13	116	8.9	67	1
Terry Robiskie	1980-81	13	60	4.6	15	0
63. John Tagliaferri	1987	12	117	9.8	27	0
Marc Logan	1989-91	12	88	7.3	12	0
65. Jack Harper	1967-68	11	212	19.3	40	3
John Roderick	1966	11	156	14.2	64	1
Jim Cox	1968	11	147	13.4	30	0
Joe Carter	1984-86	11	66	6.0	15	0

69. Preston Carpenter	1966	10	127	12.7	42	0
Sam Price	1966-68	10	70	7.0	27	1
71. Leland Douglas	1987	9	92	10.2	17	1
Hubert Ginn	1970-75	9	49	5.4	23	0
73. Aaron Craver	1991-92	8	67	8.4	25	0
Lawrence Sampleton	1987	8	64	8.0	19	0
Steve Howell	1979-81	8	61	7.6	13	0
David Overstreet	1983	8	55	6.9	20	2
Rick Casares	1966	8	45	5.6	20	1
78. Eddie Chavis	1987	7	108	15.4	27	0
Loaird McCreary	1976-78	7	88	12.6	30	3
Bill Cronin	1966	7	83	11.9	21	1
Willie Richardson	1970	7	67	9.6	27	1
82. Vince Heflin	1982-85	6	98	16.3	46	1
Stan Winfrey	1975-77	6	55	9.2	16	1
David Lewis	1987	6	53	8.8	22	1
Andra Franklin	1981-84	6	15	2.5	6	1
86. Damon Reilly	1987	5	70	14.0	20	0
James Saxon	1992	5	41	8.2	14	0
88. Mel Baker	1974	4	121	30.0	46	2
Elmer Bailey	1980-81	4	105	26.3	39	0
Scott Miller	1991-92	4	49	12.3	15	0
Jim Braxton	1978	4	47	11.8	19	0
Tom Boutwell	1969	4	29	7.3	12	0
Garrett Limbrick	1990	4	23	5.8	9	0
Charles Leigh	1971-73	4	9	2.3	7	0
95. Robert Clark	1992	3	59	19.7	45	0
Mike Williams	1992	3	43	14.3	18	0
Gene Mingo	1966-67	3	40	13.3	9	0
Bill Damall	1968-69	3	38	12.7	13	0
99. Ron Sellers	1973	2	54	27.0	42	0
Mike Caterbone	1987	2	46	23.0	30	0
Jim Mertens	1969	2	26	13.0	15	0
Jimmy Hines	1969	2	23	11.5	22	0
Rich Diana	1982	2	21	10.5	13	0
David Woodley	1980-83	2	21	10.5	15	1
Charles Henry	1991	2	17	8.5	9	0
Brian Kinchen	1988-90	2	15	7.5	12	0
Willie Smith	1987	2	13	6.5	8	1
Ronald Scott	1987	2	7	3.5	5	0
Bob Torrey	1979	2	3	1.5	8	0
Barry Pryor	1969-70	2	-3	-1.5	0	0
111. Bo Rather	1973, 1978	1	39	39.0	39	0
Wes Matthews	1966	1	20	20.0	20	0
Tom Beier	1967, 1969	1	19	19.0	19	0
Mike Holmes	1976	1	11	11.0	11	0
Ricky Isom	1987	1	11	11.0	11	0
Keith Sims	1990-92	1	9	9.0	9	0
Dick Anderson	1968-77	1	8	8.0	8	0
Nuu Faaola	1989	1	8	8.0	8	0
Vern Den Herder	1971-81	1	7	7.0	7	1
George Farmer	1987	1	5	5.0	5	0
George Chesser	1966-67	1	4	4.0	4	0

SCORING

PLAYER	YEARS	TD	TDR	TDP	TDRT	FG	PAT	PTS.
1. Garo Yepremian	1970-78	0	0	0	0	165	335	830
2. Uwe von Schamann	1979-84	0	0	0	0	101	237	540
3. Mark Clayton	1983-92	82	0	81	1	0	0	492
4. Nat Moore	1974-86	75	1	74	0	0	0	450
5. Pete Stoyanovich	1989-92	0	0	0	0	101	137	440
6. Mark Duper	1982-92	59	0	59	0	0	0	354
7. Larry Csonka	1968-74, 1979	57	53	4	0	0	0	342
8. Fuad Reveiz	1985-88	0	0	0	0	53	161	320
9. Mercury Morris	1969-75	33	29	1	3	0	0	198
Paul Warfield	1970-74	33	0	33	0	0	0	198
Tony Nathan	1979-87	33	16	16	1	0	0	198
12. Jim Kiick	1968-74	31	28	3	0	0	0	186
13. Lorenzo Hampton	1985-89	28	22	6	0	0	0	168
14. Bruce Hardy	1978-89	25	0	25	0	0	0	150
Don Nottingham	1973-77	25	25	0	0	0	0	150
16. Norm Bulaich	1975-79	23	17	6	0	0	0	138

Andra Franklin	1981-84	23	22	1	0	0	0	0	138
Jim Mandich	1970-77	23	0	23	0	0	0	0	138
Howard Twilley	1966-76	23	0	23	0	0	0	0	138
20. Jim Jensen	1981-91	19	0	19	0	0	0	0	114
21. Duriel Harris	1976-83,	18	0	18	0	0	0	0	108
	1985								
22. Ron Davenport	1985-89	17	13	4	0	0	0	0	102
Karl Noonan	1966-71	17	0	17	0	0	0	0	102
24. Dan Johnson	1983-87	16	0	16	0	0	0	0	96
Benny Malone	1974-78	16	16	0	0	0	0	0	96
Sammie Smith	1989-91	16	15	1	0	0	0	0	96
27. Delvin Williams	1978-80	14	13	1	0	0	0	0	84
28. Woody Bennett	1980-88	13	10	3	0	0	0	0	78
Jimmy Cefalo	1978-84	13	0	13	0	0	0	0	78
Joe Rose	1980-85	13	0	13	0	0	0	0	78
31. Joe Auer	1966-67	12	5	6	1	0	0	0	72
Mark Higgs	1990-92	12	11	0	1	0	0	0	72
Troy Stradford	1987-90	12	10	2	0	0	0	0	72
34. Karl Kremser	1969-70	0	0	0	0	13	28	67	65
35. Gene Mingo	1966-67	0	0	0	0	11	32	65	60
36. Ferrell Edmunds	1988-92	10	0	10	0	0	0	0	60
David Woodley	1980-83	10	9	1	0	0	0	0	60
38. Pete Johnson	1984	9	9	0	0	0	0	0	54
Stan Mitchell	1966-70	9	4	5	0	0	0	0	54
Tony Paige	1990-92	9	3	6	0	0	0	0	54
James Pruitt	1986-88,	9	0	8	1	0	0	0	54
	1990-91								
Freddie Solomon	1975-77	9	1	5	3	0	0	0	54
43. Jimmy Keyes	1968-69	0	0	0	0	7	30	51	48
44. Fred Banks	1987-92	8	0	8	0	0	0	0	48
Gary Davis	1976-79	8	7	1	0	0	0	0	48
46. Doug Moreau	1966-69	6	0	6	0	1	6	45	42
47. Marlin Briscoe	1972-74	7	0	7	0	0	0	0	42
Bob Griese	1967-80	7	7	0	0	0	0	0	42
Larry Seiple	1966-67	7	0	7	0	0	0	0	42
50. Booth Lusteg	1967	0	0	0	0	7	18	39	36
51. Leroy Harris	1977-78	6	6	0	0	0	0	0	36
Dan Marino	1983-92	6	6	0	0	0	0	0	36
Tony Martin	1990-92	6	0	6	0	0	0	0	36
Andre Tillman	1975-78	6	0	6	0	0	0	0	36
Tommy Vigorito	1981-85	6	2	2	2	0	0	0	36
56. Andre Brown	1989-90	5	0	5	0	0	0	0	30
Keith Jackson	1992	5	0	5	0	0	0	0	30
58. Dick Anderson	1968-77	4	0	0	4	0	0	0	24
Marv Fleming	1970-74	4	0	4	0	0	0	0	24
Jack Harper	1967-68	4	1	3	0	0	0	0	24
Marc Logan	1989-91	4	2	0	2	0	0	0	24
62. Willie Beecher	1987	0	0	0	0	3	12	21	18
63. Jack Clancy	1967-69	3	0	3	0	0	0	0	18
Tony Franklin	1988	0	0	0	0	4	6	18	18
Nick Giaquinto	1980-81	3	0	2	1	0	0	0	18
Hubert Ginn	1970-75	3	3	0	0	0	0	0	18
Frank Jackson	1966-67	3	0	3	0	0	0	0	18
Mike Kozlowski	1979-86	3	0	0	3	0	0	0	18
Ronnie Lee	1979-82,	3	0	3	0	0	0	0	18
	1984-89								
Loaird McCreary	1976-78	3	0	3	0	0	0	0	18
Lloyd Mumphord	1969-74	3	0	0	3	0	0	0	18
David Overstreet	1983	3	1	2	0	0	0	0	18
Scott Schwedes	1987-90	3	0	2	1	0	0	0	18
Ronald Scott	1987	3	3	0	0	0	0	0	18
Otto Stowe	1971-72	3	0	3	0	0	0	0	18
76. Tim Foley	1970-80	2	0	0	2	0	0	0	14*
Billy Joe	1966	2	0	2	0	0	0	0	14#
78. Mel Baker	1974	2	0	2	0	0	0	0	12
Greg Baty	1991-92	2	0	2	0	0	0	0	12
Charlie Baumann	1991	0	0	0	0	2	6	12	12
Bob Baumhower	1977-86	2	0	0	2	0	0	0	12
Jim Braxton	1978	2	2	0	0	0	0	0	12
Abner Haynes	1967	2	2	0	0	0	0	0	12
Eddie Hill	1981-84	2	1	1	0	0	0	0	12
Liffort Hobley	1987-92	2	0	0	2	0	0	0	12
Bobby Humphrey	1992	2	1	1	0	0	0	0	12
William Judson	1982-89	2	0	0	2	0	0	0	12

366

Dave Kocourek	1966	2	0	2	0	0	0	0	12
Kyle Mackey	1987	2	2	0	0	0	0	0	12
Don McNeal	1980-89	2	0	0	2	0	0	0	12
Sam Price	1966-68	2	1	1	0	0	0	0	12
Bo Roberson	1966	2	0	2	0	0	0	0	12
Terry Robiskie	1980-81	2	2	0	0	0	0	0	12
Bill Stanfill	1969-76	2	0	0	2	0	0	0	12
Don Strock	1974-87	2	2	0	0	0	0	0	12
Jimmy Warren	1966-67	2	0	0	2	0	0	0	12
Dick Westmoreland	1966-69	2	0	0	2	0	0	0	12
San Winfrey	1975-77	2	1	1	0	0	0	0	12
99. Kim Bokamper	1977-85	1	0	0	1	0	0	0	8*
100. Don Bessillieu	1979-81	1	0	0	1	0	0	0	6
Glenn Blackwood	1979-87	1	0	0	1	0	0	0	6
J.B. Brown	1989-92	1	0	0	1	0	0	0	6
Bob Brudzinski	1981-89	1	0	0	1	0	0	0	6
Nick Buoniconti	1969-76	1	0	0	1	0	0	0	6
Joe Carter	1984-86	1	1	0	0	0	0	0	6
Rick Casares	1966	1	0	1	0	0	0	0	6
Aaron Craver	1991-92	1	1	0	0	0	0	0	6
Bill Cronin	1966	1	0	1	0	0	0	0	6
Vern Den Herder	1971-81	1	0	1	0	0	0	0	6
Leland Douglas	1987	1	0	1	0	0	0	0	6
Frank Emanuel	1968-69	1	0	0	1	0	0	0	6
Tom Ertlandson	1966-67	1	0	0	1	0	0	0	6
Cookie Gilchrist	1966	1	0	1	0	0	0	0	6
Kerry Glenn	1990-92	1	0	0	1	0	0	0	6
Vince Hefflin	1982-85	1	0	1	0	0	0	0	6
Trell Hooper	1987	1	0	0	1	0	0	0	6
Steve Howell	1979-81	1	1	0	0	0	0	0	6
Ricky Isom	1987	1	1	0	0	0	0	0	6
Vestee Jackson	1991-92	1	0	0	1	0	0	0	6
Pete Jaquess	1966-67	1	0	0	1	0	0	0	6
Curtis Johnson	1970-78	1	0	0	1	0	0	0	6
Chuck Klingbeil	1991-92	1	0	0	1	0	0	0	6
Charles Leigh	1971-73	1	1	0	0	0	0	0	6
David Lewis	1987	1	0	0	1	0	0	0	6
Gene Milton	1968-69	1	0	1	0	0	0	0	6
Earl Morrall	1972-76	1	1	0	0	0	0	0	6
Cliff Odum	1990-92	1	0	0	1	0	0	0	6
Louis Oliver	1989-92	1	0	0	1	0	0	0	6
Willie Richardson	1970	1	0	1	0	0	0	0	6
John Roderick	1966	1	0	1	0	0	0	0	6
Jake Scott	1970-75	1	0	0	1	0	0	0	6
Scott Secules	1989-92	1	1	0	0	0	0	0	6
Gerald Small	1978-83	1	0	0	1	0	0	0	6
Willie Smith	1987	1	0	1	0	0	0	0	6
Brian Sochia	1986-91	1	0	0	1	0	0	0	6
John Stofa	1966-67,	1	1	0	0	0	0	0	6
	1969-70								
John Tagliaferri	1987	1	1	0	0	0	0	0	6
Norris Thomas	1977-79	1	0	0	1	0	0	0	6
Bob Torrey	1979	1	1	0	0	0	0	0	6
Fulton Walker	1981-84	1	0	0	1	0	0	0	6
Willie West	1966-68	1	0	0	1	0	0	0	6
Jarvis Williams	1988-92	1	0	0	1	0	0	0	6
Dick Wood	1966	1	1	0	0	0	0	0	6
144. Van Tiffin	1987	0	0	0	0	0	4	4	4
145. Mike Charles	1983-86	0	0	0	0	0	0	0	2*
A.J. Duhe	1977-84	0	0	0	0	0	0	0	2*
Larry Gordon	1976-82	0	0	0	0	0	0	0	2*
Don Reese	1974-76	0	0	0	0	0	0	0	2*
George Wilson	1966	0	0	0	0	0	0	0	2#

* - includes safety

- includes two point conversion

INTERCEPTIONS

PLAYER	YEARS	NO.	YDS.	AVG.	LG	TD
1. Jake Scott	1970-75	35	425	12.1	47	0
2. Dick Anderson	1968-77	34	792	23.3	86	2
3. Glenn Blackwood	1979-87	29	398	13.7	50	1
4. William Judson	1982-87	24	368	15.3	61	2
5. Gerald Small	1978-83	23	378	16.4	46	1
6. Curtis Johnson	1970-78	22	150	6.8	34	0

367

Tim Foley	1970-80	22	96	4.4	18	0	
8. Louis Oliver	1989-92	19	399	21.0	103	1	
9. Don McNeal	1980-89	18	163	9.1	30	2	
10. Dick Westmoreland	1966-69	15	236	15.7	42	1	
11. Jarvis Williams	1988-92	14	216	15.4	42	1	
Lloyd Mumphord	1969-74	14	187	13.4	51	2	
Lyle Blackwood	1981-86	14	175	12.5	45	0	
Earnie Rhone	1975-84	14	110	7.9	16	0	
15. Willie West	1966-68	13	180	13.8	32	0	
Paul Lankford	1982-91	13	89	6.7	44	0	
17. Jimmy Warren	1966-69	11	247	22.5	70	2	
18. Mike Kozlowski	1979-86	8	172	21.5	38	2	
Larry Gordon	1976-82	8	121	15.1	36	0	
Bob Matheson	1971-79	8	111	13.9	34	0	
Charlie Babb	1972-79	8	103	12.9	36	0	
Nick Buoniconti	1969-76	8	89	11.1	24	0	
23. Norris Thomas	1977-79	7	115	16.4	53	1	
24. Bud Brown	1984-88	6	96	16.0	53	0	
Kim Bokamper	1977-85	6	55	9.2	24	1	
John Bramlett	1977-85	6	49	8.2	22	0	
27. J.B. Brown	1989-92	5	119	23.8	48	1	
Bob Petrella	1966-71	5	104	20.8	33	0	
Neal Colzie	1979	5	86	17.2	56	0	
Mike Koien	1970-77	5	85	17.0	29	0	
Fulton Walker	1981-84	5	61	12.2	30	0	
Bob Brudzinski	1981-89	5	46	9.2	19	0	
Rick Volk	1977-78	5	42	8.4	24	0	
Doug Swift	1970-75	5	17	3.4	12	0	
Don Bessilleu	1979-81	5	13	2.6	12	0	
36. Tom Erlandson	1966-67	4	68	17.0	37	1	
Liffort Hoble	1987-90	4	44	11.0	22	0	
John Offerdahl	1986-92	4	44	11.0	28	0	
Tim McKyer	1990	4	40	10.0	21	0	
Charlie Babb	1972-79	4	38	9.5	20	0	
41. Vestee Jackson	1991-92	3	63	21.0	30	1	
Ed Taylor	1979-82	3	55	18.3	44	0	
Rodney Thomas	1988-90	3	52	17.3	48	0	
Frank Emanuel	1968-69	3	46	15.3	24	0	
Wahoo McDaniel	1966-68	3	35	11.7	20	0	
Steve Towle	1975-80	3	30	10.0	16	0	
Pete Jaquess	1966-67	3	27	9.0	27	1	
Mark Brown	1983-88	3	18	6.0	13	0	
A.J. Duhe	1977-84	3	18	6.0	11	0	
Ed Weisacosky	1968-70	3	10	3.3	7	0	
51. Donovan Rose	1986-87	2	63	31.5	36	0	
Rusty Chambers	1976-80	2	53	26.5	49	0	
Troy Vincent	1992	2	47	23.5	32	0	
Ken Ellis	1976	2	40	20.0	40	0	
Bobby Harden	1990-92	2	39	19.5	22	0	
Robert Sowell	1983-85, 1987	2	36	18.0	29	0	
Bill Stanfill	1969-76	2	32	16.0	17	2	
Kerry Glenn	1990-92	2	31	15.5	31	1	
Henry Stuckey	1972-74	2	25	12.5	21	0	
Tate Randle	1987	2	16	8.0	11	0	
John McGeeever	1966	2	15	7.5	15	0	
Tom Beier	1967, 1969	2	14	7.0	7	0	
Jeris White	1974-76	2	4	2.0	4	0	
64. Jay Brophy	1984-86	1	41	41.0	41	0	
Dean Brown	1970	1	32	32.0	32	0	
Bob Neff	1966-68	1	32	32.0	32	0	
Hugh Green	1985-91	1	28	28.0	28	0	
Earl Faison	1966	1	26	26.0	26	0	
Vern Den Herder	1971-81	1	24	24.0	24	0	
Charles Cornelius	1977-78	1	21	21.0	21	0	
Bob Bruggers	1966-68	1	20	20.0	20	0	
Ralph Ortega	1979-80	1	17	17.0	13	0	
Ted Davis	1970	1	15	15.0	15	0	
Rick Graf	1987-89	1	14	14.0	14	0	
Shawn Lee	1990-91	1	14	14.0	14	0	
Jackie Shipp	1984-88	1	7	7.0	7	0	
Eric Kumerow	1988-90	1	5	5.0	5	0	
Alex Moyer	1985-86	1	4	4.0	4	0	
Jack Rudolph	1966	1	3	3.0	3	0	

Mike Charles	1983-86	1	2	2.0	2	0
Mike Reichenbach	1990-91	1	2	2.0	2	0
Larry Ball	1972-74, 1977-78	1	2	2.0	2	0
Randall Edmunds	1968-69	1	1	1.0	1	0
Bruce Alexander	1992	1	0	0.0	0	0
Bob Baumhower	1977-86	1	0	0.0	0	0
Bryan Cox	1991-92	1	0	0.0	0	0
Mack Lamb	1967-68	1	0	0.0	0	0
Cliff Odom	1990-92	1	0	0.0	0	0
Vern Roberson	1977	1	0	0.0	0	0
Bryant Salter	1976	1	0	0.0	0	0

KICKOFF RETURNS

PLAYER	YEARS	NO.	YDS.	AVG.	LG	TD
1. Mercury Morris	1969-75	111	2947	26.5	96	3
2. Fulton Walker	1981-85	123	2944	23.9	90	1
3. Lorenzo Hampton	1985-89	96	2025	21.1	46	0
4. Duriel Harris	1976-83, 1985	56	1416	25.3	69	0
5. Gary Davis	1976-79	55	1309	23.8	73	0
6. Marc Logan	1989-91	56	1171	20.9	97	1
7. Joe Auer	1966-67	49	1139	23.2	95	1
8. Tony Nathan	1979-87	53	1133	21.4	43	0
9. Don Bessilleu	1979-81	47	1024	21.8	87	0
10. Bob Neff	1966-68	35	917	26.2	90	0

PUNT RETURNS

PLAYER	YEARS	NO.	FC	YDS.	AVG.	LG	TD
1. Jake Scott	1970-75	127	55	1330	10.5	77	1
2. Tom Vigorito	1981-85	79	21	830	10.5	87	2
3. Frddie Solomon	1975-77	71	4	810	11.4	79	2
4. Scott Schwedes	1987-90	75	18	732	9.8	70	1
5. Mark Clayton	1983-92	52	13	485	9.3	60	1
6. Tony Nathan	1979-87	51	26	484	9.5	86	1
7. Scott Miller	1991-92	52	28	423	8.1	32	0
8. Dick Anderson	1968-77	45	29	315	7.0	47	0
9. Fulton Walker	1981-85	34	15	305	9.0	33	0
10. Nat Moore	1974-86	27	18	297	11.0	42	0



TOP TWENTY SEASON LEADERS

RUSHING YARDS

NAME	YEAR	YARDS
1. Delvin Williams	1978	
2. Larry Csonka	1972	1258
3. Larry Csonka	1971	1117
4. Larry Csonka	1973	1051
5. Mercury Morris	1972	1003
6. Mercury Morris	1973	1000
7. Mark Higgs	1992	954
8. Mark Higgs	1991	915
9. Mercury Morris	1975	905
10. Larry Csonka	1970	875
11. Larry Csonka	1979	874
12. Sammie Smith	1990	837
13. Lorenzo Hampton	1986	831
14. Benny Malone	1976	830
15. Tony Nathan	1981	797
16. Larry Csonka	1974	782
17. Andra Franklin	1983	749
18. Jim Kiick	1971	746
19. Don Nottingham	1975	738
20. Andra Franklin	1981	718
		711

PASSING YARDS

NAME	YEAR	YARDS
1. Dan Marino	1984	5084
2. Dan Marino	1986	4746
3. Dan Marino	1988	4434
4. Dan Marino	1985	4434
5. Dan Marino	1992	4137
6. Dan Marino	1989	4116
7. Dan Marino	1991	3997
8. Dan Marino	1990	3970
9. Dan Marino	1987	3563
10. Bob Griese	1968	3245
11. David Woodley	1981	2473
12. Bob Griese	1977	2470
13. Dan Marino	1983	2252
14. Bob Griese	1979	2210
15. Bob Griese	1976	2160
16. Bob Griese	1971	2097
17. Bob Griese	1970	2089
18. Bob Griese	1967	2019
19. Bob Griese	1974	2005
20. David Woodley	1980	1968
		1850

PASSING TOUCHDOWNS

NAME	YEAR	TOUCHDOWNS
1. Dan Marino	1984	48
2. Dan Marino	1986	44
3. Dan Marino	1985	44
4. Dan Marino	1988	30
5. Dan Marino	1987	28
6. Dan Marino	1991	26
7. Dan Marino	1989	25
8. Dan Marino	1992	24
9. Bob Griese	1977	24
10. Bob Griese	1968	22
11. Dan Marino	1990	21
12. Dan Marino	1983	21
13. Bob Griese	1971	20
14. Bob Griese	1973	19
15. Bob Griese	1974	17
16. Bob Griese	1967	16
		15

17. Bob Griese	1975	14
Bob Griese	1979	14
David Woodley	1980	14
20. Bob Griese	1970	12
David Woodley	1981	12

RECEPTIONS

NAME	YEAR	RECEPTIONS
1. Mark Clayton	1988	86
2. Mark Clayton	1984	73
3. Tony Nathan	1985	72
4. Mark Duper	1984	71
5. Mark Clayton	1985	70
Mark Clayton	1991	70
Mark Duper	1991	70
8. Jack Clancy	1967	67
Mark Duper	1986	67
10. Mark Clayton	1989	64
11. Tony Nathan	1984	61
Lorenzo Hampton	1986	61
Jim Jensen	1989	61
14. Mark Clayton	1986	60
15. Karl Noonan	1968	58
Jim Jensen	1988	58
17. Tony Nathan	1980	57
Tony Paige	1991	57
19. Troy Stradford	1988	56
20. Bruce Hardy	1986	54
Bobby Humphrey	1992	54

RECEIVING YARDS

NAME	YEAR	YARDS
1. Mark Clayton	1984	1389
2. Mark Duper	1986	1313
3. Mark Duper	1984	1306
4. Mark Clayton	1986	1150
5. Mark Clayton	1988	1129
6. Mark Duper	1991	1085
7. Mark Duper	1991	1053
8. Mark Clayton	1989	1011
9. Mark Duper	1983	1003
10. Mark Clayton	1985	996
Paul Warfield	1971	996
12. Duriel Harris	1981	911
13. Jack Clancy	1967	868
14. Nat Moore	1979	840
15. Mark Duper	1990	810
Duriel Harris	1979	798
17. Mark Clayton	1987	776
18. Nat Moore	1977	765
19. Mark Duper	1992	762
20. Karl Noonan	1968	760

POINTS

NAME	YEAR	POINTS
1. Pete Stoyanovich	1992	124
2. Pete Stoyanovich	1991	121
3. Garo Yepremian	1971	117
4. Fuad Reveiz	1985	116
5. Garo Yepremian	1972	115
6. Garo Yepremian	1973	113
7. Uwe von Schamann	1981	109
8. Mark Clayton	1984	108
9. Pete Stoyanovich	1990	100
10. Uwe von Schamann	1979	99
Uwe von Schamann	1983	99
12. Garo Yepremian	1978	98
13. Garo Yepremian	1970	97
14. Pete Stoyanovich	1989	95
15. Fuad Reveiz	1986	94
16. Uwe von Schamann	1984	93
17. Mark Clayton	1988	84

18.	Garo Yepremian	1975	79
19.	Nat Moore	1977	78
	Larry Csonka	1979	78
	Ron Davenport	1985	78

DOLPHINS OUTSTANDING PERFORMANCES

300-PLUS PASSING YARDS

PLAYER	DATE	OPPONENT	ATT.	COMP.	YDS.	TD	INT.	LG
Dan Marino	10/23/88	N.Y. JETS	60	35	521	3	5	56
Dan Marino	12/2/84	L.A. RAIDERS	57	35	470	4	2	64
Dan Marino	9/21/86	at N.Y. Jets	50	30	448	6	2	46t
Dan Marino	9/30/84	at St. Louis	36	24	429	3	0	51
Dan Marino	9/24/89	N.Y. JETS	55	33	427	3	2	43t
Dan Marino	11/4/84	at N.Y. Jets	42	23	422	2	2	54
Dan Marino	1/6/85	PITTSBURGH	32	21	421	4	1	41
D. Woodley	10/25/81	at Dallas	37	21	408	3	5	69t
Dan Marino	12/9/84	at Indianapolis	41	29	404	4	1	42
Dan Marino	11/16/86	at Buffalo	54	39	404	4	0	39
Dan Marino	12/12/88	CLEVELAND	50	30	404	4	3	46
Don Strock	1/2/82	SAN DIEGO	43	29	403	4	1	50t
Dan Marino	12/14/86	at L.A. Rams	46	29	403	5	1	69t
Dan Marino	12/20/87	WASHINGTON	50	22	393	3	1	59t
Dan Marino	9/29/85	at Denver	43	25	390	3	0	73
Dan Marino	12/13/87	at Philadelphia	39	25	376	3	1	54
Dan Marino	12/9/90	PHILADELPHIA	54	27	365	2	0	37
Dan Marino	11/10/85	N.Y. JETS	37	21	362	3	3	60
Dan Marino	11/6/88	at New England	51	29	359	1	2	32
Dan Marino	11/12/89	at N.Y. Jets	34	18	359	3	2	78t
Dan Marino	10/25/92	INDIANAPOLIS	45	25	355	2	3	48t
Dan Marino	11/27/88	at N.Y. Jets	35	17	353	5	0	80t
Bob Griese	11/20/78	at Houston	33	23	349	2	1	47
Dan Marino	12/8/85	at Green Bay	44	30	345	5	1	61
Dan Marino	12/17/84	DALLAS	40	23	340	4	2	63
Dan Marino	12/24/89	KANSAS CITY	47	28	339	3	1	35
Dan Marino	11/18/84	at San Diego	41	28	338	2	2	32
Dan Marino	10/12/86	BUFFALO	41	24	337	1	1	39
Dan Marino	10/22/89	GREEN BAY	37	24	333	2	2	61
Dan Marino	11/1/87	PITTSBURGH	31	25	332	4	2	50t
Dan Marino	11/17/85	at Indianapolis	37	22	330	1	0	42
Dan Marino	9/15/85	INDIANAPOLIS	48	29	329	2	0	26
Dan Marino	10/16/88	SAN DIEGO	45	26	329	1	0	51
Bob Griese	9/14/69	at Cincinnati	39	19	327	1	2	50
Dan Marino	11/18/91	BUFFALO	42	23	326	2	2	41
Dan Marino	1/12/91	at Buffalo	49	23	323	3	2	64t
Don Strock	12/15/79	N.Y. JETS	41	26	322	1	2	38
Dan Marino	10/9/83	BUFFALO	29	19	322	3	2	63
Dan Marino	9/14/92	at Cleveland	35	25	322	1	0	47
Dan Marino	10/14/84	HOUSTON	32	25	321	3	0	32
Dan Marino	10/6/91	at New England	38	25	321	2	0	34
Dan Marino	11/16/92	BUFFALO	33	22	321	2	1	55
Dan Marino	1/20/85	vs. San Francisco	50	29	318	1	2	30
Dan Marino	10/21/84	at New England	39	24	316	4	1	28
Dan Marino	9/2/84	at Washington	28	21	311	5	0	74
D. Woodley	9/27/81	at Baltimore	30	19	309	2	0	48
John Stofa	12/18/66	HOUSTON	38	22	307	4	2	48t
Dan Marino	12/1/91	TAMPA BAY	32	20	307	2	0	51
Bob Griese	10/17/76	KANSAS CITY	35	25	306	1	2	39
Dan Marino	12/4/88	INDIANAPOLIS	32	26	304	3	1	55
Dan Marino	11/30/86	ATLANTA	40	20	303	2	4	54t
Dan Marino	10/25/87	BUFFALO	36	24	303	4	0	25t
Dan Marino	10/20/85	TAMPA BAY	39	27	302	3	1	42
Dan Marino	9/28/86	SAN FRANCISCO	46	27	301	1	4	24
Dan Marino	12/10/89	NEW ENGLAND	32	21	300	0	1	36

372

100-PLUS RECEIVING YARDS

PLAYER	DATE	OPPONENT	NO.	YDS.	TD	LONG
Mark Duper	11/10/85	N.Y. JETS	8	217	2	60t
Nat Moore	10/4/81	N.Y. JETS	7	210	2	52
Mark Duper	10/9/83	BUFFALO	7	202	2	63
Duriel Harris	10/28/79	GREEN BAY	10	180	1	37t
Mark Duper	9/2/84	at Washington	6	178	2	74t
Mark Duper	12/2/84	L.A. RAIDERS	9	177	2	64t
Mark Clayton	9/21/86	at N.Y. Jets	8	174	1	42
Mark Duper	9/23/84	INDIANAPOLIS	7	173	2	80t
Mark Duper	12/20/87	WASHINGTON	6	170	3	59t
Duriel Harris	10/25/81	at Dallas	6	165	0	45
Jimmy Cefalo	10/25/81	at Dallas	5	164	1	69t
Mark Duper	9/30/84	at St. Louis	8	164	0	51
Bo Roberson	12/4/66	at Denver	6	161	0	71
Paul Warfield	11/14/71	PITTSBURGH	3	158	3	86t
Mark Duper	11/4/84	at N.Y. Jets	7	155	0	54
Mark Duper	9/21/86	at N.Y. Jets	7	154	2	46t
Mark Clayton	10/23/88	N.Y. JETS	10	153	2	45t
Mark Clayton	12/17/84	DALLAS	4	150	3	63t
Mark Duper	1/6/85	PITTSBURGH	5	148	2	41t
Paul Warfield	9/19/71	at Denver	6	146	1	36
Duriel Harris	11/8/81	at New England	8	145	0	55
Mark Duper	12/14/86	at L.A. Rams	5	145	3	69t
Nat Moore	12/17/77	BUFFALO	5	144	1	67
Mark Clayton	9/30/84	at St. Louis	5	143	1	42
Mark Clayton	9/7/86	at San Diego	5	143	2	49t
Otto Stowe	11/27/72	ST. LOUIS	6	140	2	37t
Paul Warfield	12/25/71	at Kansas City	7	140	0	42
Paul Warfield	11/17/74	BUFFALO	4	139	1	54
Mark Clayton	9/1/91	at Buffalo	6	138	2	43t
Mark Clayton	10/30/83	L.A. RAMS	7	134	1	46t
Mark Duper	12/9/91	CINCINNATI	7	134	1	43t
Paul Warfield	12/10/72	at N.Y. Giants	4	132	1	44
Mark Duper	10/23/88	N.Y. JETS	6	132	0	56
Mark Duper	10/15/89	at Cincinnati	5	129	0	41
Bo Roberson	9/18/66	at Buffalo	5	128	1	54t
Marlin Briscoe	11/12/72	NEW ENGLAND	4	128	2	51t
Mark Clayton	12/3/89	at Kansas City	9	128	1	47
Duriel Harris	10/9/77	at Baltimore	4	127	0	47
Nat Moore	9/30/79	at N.Y. Jets	8	127	1	36
Mark Clayton	12/9/84	at Indianapolis	9	127	1	32
Jack Clancy	12/3/67	at Houston	7	126	1	44t
Paul Warfield	1/2/72	BALTIMORE	2	125	1	75t
Mark Clayton	11/5/89	INDIANAPOLIS	4	125	1	78t
Mark Duper	10/7/90	N.Y. JETS	5	125	2	69t
Howard Twilley	11/3/68	at San Diego	7	124	1	38
Nat Moore	10/10/76	at Baltimore	3	124	1	67t
Mark Duper	9/23/87	at New England	9	123	2	26
Paul Warfield	10/10/70	at N.Y. Jets	5	122	1	40
Mark Clayton	11/3/85	at New England	7	122	0	39
Mark Clayton	10/29/89	at Buffalo	7	122	1	44t
Mel Baker	12/15/74	NEW ENGLAND	4	121	2	46t
Nat Moore	9/23/79	CHICAGO	5	121	1	36
Mark Duper	11/20/83	BALTIMORE	5	121	1	85t
Paul Warfield	10/3/70	OAKLAND	3	120	2	54t
Tony Nathan	9/29/85	at Denver	10	120	0	73
Duriel Harris	11/18/79	at Cleveland	4	119	0	51
Fred Banks	12/10/89	NEW ENGLAND	6	119	0	36
Tony Nathan	9/28/80	NEW ORLEANS	7	118	0	22
Mark Duper	10/16/88	SAN DIEGO	7	118	1	51
Fred Banks	12/12/86	CLEVELAND	6	118	0	46
Paul Warfield	10/3/71	N.Y. JETS	5	117	0	32
Duriel Harris	9/9/79	SEATTLE	5	117	0	51
Mark Duper	12/31/83	SEATTLE	9	117	1	32t
Ferrell Edmunds	11/27/88	at N.Y. Jets	2	117	1	80t
Dunel Harris	11/12/76	BALTIMORE	5	116	0	44
Duriel Harris	11/25/79	at Baltimore	7	116	2	31t
Mark Clayton	11/27/88	at N.Y. Jets	7	116	2	31t
Mark Duper	11/30/86	ATLANTA	4	115	1	54t
Jack Clancy	11/19/67	at Oakland	8	114	0	39
Nat Moore	9/25/77	at San Francisco	3	114	1	73t
Duriel Harris	11/30/81	PHILADELPHIA	9	114	1	39
Tony Nathan	1/2/82	SAN DIEGO	9	114	1	32
Freddie Solomon	12/5/76	BUFFALO	5	114	1	53t
Tony Nathan	1/6/85	PITTSBURGH	8	114	0	30

373

Joe Auer	9/17/67	DENVER	2	113	1	68t
Marlin Briscoe	9/15/74	at New England	9	113	1	20
Nat Moore	11/2/75	at Chicago	4	113	1	79t
Mark Duper	9/24/89	N.Y. JETS	6	113	0	26
Mark Duper	1/12/91	at Buffalo	3	113	1	64t
Frank Jackson	12/18/66	HOUSTON	4	110	1	48t
Mark Clayton	10/7/84	at Pittsburgh	5	110	0	33
Mark Duper	11/2/86	HOUSTON	2	110	1	85t
Jim Jensen	11/6/88	at New England	12	110	0	17
Scott Schwedes	12/18/88	at Pittsburgh	4	110	0	42
Duriel Harris	9/11/83	NEW ENGLAND	4	109	1	64t
Nat Moore	9/29/85	at Denver	5	109	1	69t
Mark Clayton	10/19/86	L.A. RAIDERS	4	109	1	68t
Mark Duper	11/16/86	at Buffalo	7	109	1	27t
Paul Warfield	10/31/71	at L.A. Rams	3	108	1	74t
Mark Clayton	12/12/88	CLEVELAND	8	108	2	21
Mark Duper	12/2/85	CHICAGO	5	107	0	52
Scott Schwedes	11/12/89	at N.Y. Jets	3	107	1	65t
Larry Seiple	11/16/69	at Buffalo	8	106	0	25
Nat Moore	10/17/76	KANSAS CITY	5	106	0	39
Duriel Harris	1/2/82	SAN DIEGO	6	106	0	34
Mark Clayton	10/28/84	BUFFALO	3	106	2	65t
Mark Clayton	9/15/85	INDIANAPOLIS	5	106	1	26
Tony Martin	12/1/91	TAMPA BAY	8	106	1	51
Mark Duper	12/15/91	at San Diego	8	106	0	39
Nat Moore	11/4/84	at N.Y. Jets	5	105	1	37t
Andre Brown	10/29/89	at Buffalo	5	105	1	44t
Joe Auer	11/27/66	NEW ENGLAND	5	104	1	22
Karl Noonan	9/14/68	HOUSTON	7	104	1	44
Paul Warfield	9/15/74	at New England	5	104	0	39
Howard Twilley	10/17/76	KANSAS CITY	8	104	0	20
Mark Clayton	12/13/87	at Philadelphia	7	104	2	21
Tony Martin	10/13/91	at Kansas City	4	104	0	54
Paul Warfield	12/15/73	DETROIT	6	103	4	29
Jack Clancy	10/8/67	KANSAS CITY	6	102	0	28
Larry Seiple	11/2/69	at N.Y. Jets	7	102	2	29t
Nat Moore	11/9/75	N.Y. JETS	4	102	0	63
Nat Moore	12/15/79	N.Y. JETS	5	102	0	34
Tony Nathan	11/20/80	SAN DIEGO	7	102	1	20
Mark Duper	9/28/86	SAN FRANCISCO	7	102	0	24
Mark Duper	10/5/86	at New England	4	102	0	45
Mark Clayton	12/10/89	NEW ENGLAND	6	102	0	34
Mark Clayton	12/24/89	KANSAS CITY	6	102	1	35
Jim Mandich	9/29/74	at San Diego	4	101	0	44
Tony Nathan	1/4/86	CLEVELAND	10	101	0	39
Tony Nathan	9/28/86	SAN FRANCISCO	10	101	0	18
Mark Duper	10/19/86	L.A. RAIDERS	4	101	0	44
Mark Duper	11/1/87	PITTSBURGH	5	100	1	50t
Mark Clayton	9/29/91	at N.Y. Jets	7	100	1	25
Mark Duper	11/16/92	BUFFALO	5	100	0	55

100-PLUS RUSHING YARDS

PLAYER	DATE	OPPONENT	NO.	YDS.	TD	LONG
*Mercury Morris	9/30/73	NEW ENGLAND	15	197	3	70t
Gary Davis	12/17/77	BUFFALO	26	172	1	60t
Troy Stradford	11/22/87	at Dallas	17	169	1	51
Sammie Smith	9/9/90	at New England	23	159	1	27
Abner Haynes	9/17/67	DENVER	12	151	2	65t
Delvin Williams	11/9/80	at Los Angeles	12	151	0	65
Lorenzo Hampton	11/24/86	N.Y. JETS	19	148	2	54t
Mark Higgs	9/1/91	at Buffalo	30	146	1	20
Larry Csonka	1/13/74	vs. Minnesota	33	145	2	14t
Mercury Morris	11/11/73	BALTIMORE	12	144	2	53t
Delvin Williams	11/12/78	at Buffalo	26	144	2	26t
Leroy Harris	12/5/77	BALTIMORE	17	140	1	77t
Benny Malone	10/9/77	at Baltimore	12	139	2	62t
Larry Csonka	10/24/71	at N.Y. Jets	20	137	2	21t
Delvin Williams	9/17/78	BUFFALO	24	135	1	18t
Mark Higgs	12/1/91	TAMPA BAY	25	131	1	19t
Andra Franklin	12/5/82	MINNESOTA	28	129	1	12t
Mercury Morris	10/5/75	at Green Bay	31	125	0	11
Mercury Morris	10/26/75	at Buffalo	20	124	0	35
Larry Csonka	12/2/74	CINCINNATI	24	123	0	24
Sammie Smith	11/5/89	INDIANAPOLIS	25	123	0	25
Larry Csonka	11/9/69	at Boston	16	121	1	54t
Jim Kiick	10/24/71	at N.Y. Jets	17	121	0	24
Don Nottingham	9/28/75	at New England	16	120	1	40t

374

Troy Stradford	12/7/87	N.Y. JETS	30	120	3	21
Benny Malone	10/31/76	NEW ENGLAND	21	119	0	17
Delvin Williams	9/3/78	at N.Y. Jets	11	119	1	58t
Tony Nathan	12/6/81	NEW ENGLAND	17	119	0	24
Larry Csonka	9/17/72	at Kansas City	21	118	1	17t
Benny Malone	10/24/76	at Tampa Bay	22	118	1	28
Larry Csonka	12/30/73	OAKLAND	29	117	3	15
Mercury Morris	11/7/71	BUFFALO	13	116	1	45
Delvin Williams	10/22/78	at New England	19	116	1	24
Larry Csonka	12/6/70	NEW ENGLAND	21	115	1	30
Larry Csonka	10/27/72	ST. LOUIS	16	114	0	20
Larry Csonka	10/15/73	at Cleveland	21	114	2	13
Larry Csonka	12/21/74	at Oakland	24	114	0	26
Mercury Morris	10/18/75	at N.Y. Jets	16	114	1	49
Mercury Morris	12/3/72	at New England	15	113	0	20
Larry Csonka	1/14/73	vs. Washington	15	112	0	22
Andra Franklin	1/8/83	NEW ENGLAND	26	112	1	13
Jim Kiick	11/10/68	at Buffalo	23	111	1	25t
Benny Malone	10/3/76	L.A. RAMS	19	111	1	20
Mark Higgs	9/8/91	INDIANAPOLIS	27	111	0	24
Mark Higgs	9/20/92	L.A. RAMS	23	111	0	12
Troy Stradford	11/1/87	PITTSBURGH	19	110	1	13
Lorenzo Hampton	12/22/86	NEW ENGLAND	13	109	0	20
Larry Csonka	11/30/70	at Atlanta	19	108	1	18
Jim Kiick	9/26/71	at Buffalo	20	108	0	16
Benny Malone	11/3/74	ATLANTA	24	108	1	13
Leroy Harris	11/20/77	at Cincinnati	20	108	0	16
Sammie Smith	12/30/90	INDIANAPOLIS	29	108	1	13
Larry Csonka	10/22/72	BUFFALO	18	107	1	21
Mercury Morris	11/19/72	N.Y. JETS	23	107	2	20t
Larry Csonka	11/4/73	at N.Y. Jets	19	107	0	16
Norm Bulaich	9/13/76	at Buffalo	19	107	0	26
Delvin Williams	10/9/78	CINCINNATI	24	107	0	19
Andra Franklin	12/12/82	at New England	23	107	0	15
Mark Higgs	11/8/92	at Indianapolis	20	107	1	22
Jim Kiick	11/2/69	at N.Y. Jets	15	106	0	27
Mercury Morris	11/5/72	at Buffalo	11	106	2	33
Mercury Morris	12/23/73	CINCINNATI	20	106	1	25
Larry Csonka	9/29/74	at San Diego	21	106	2	14
Benny Malone	10/16/77	N.Y. JETS	22	105	1	15t
Joe Carter	10/14/84	HOUSTON	13	105	1	25
Jim Kiick	10/6/68	at Houston	26	104	0	12
Larry Csonka	11/29/71	CHICAGO	16	104	1	19
Larry Csonka	9/16/73	SAN FRANCISCO	22	104	0	25
Benny Malone	10/27/74	BALTIMORE	19	104	1	23t
Benny Malone	12/8/74	at Baltimore	17	104	0	17
Gary Davis	11/24/77	at St. Louis	20	104	0	16
Larry Csonka	9/26/71	at Buffalo	20	103	1	17
Andra Franklin	9/12/82	at N.Y. Jets	28	103	2	18
Larry Csonka	10/8/72	at N.Y. Jets	18	102	0	15
Don Nottingham	10/27/74	BALTIMORE	19	102	1	24
Don Nottingham	10/5/75	at Green Bay	21	102	3	14
Andra Franklin	11/1/81	BALTIMORE	23	101	0	15
Mercury Morris	10/28/73	at New England	14	100	1	11

*Single-game record by two rushers, 277 yards; includes Larry Csonka 18 for 80.



DOLPHIN FACT

The only player for whom the Dolphins received trade value twice is QB John Stofa. Stofa, who joined Miami as a free agent in 1966, was traded on Dec. 26, 1967, to Cincinnati for first and second round draft choices in 1968. He re-joined the Dolphins as a free agent in 1969 and was traded on Nov. 23, 1971, to Denver for a seventh-round pick in 1972.

375

OPPONENTS INDIVIDUAL RECORDS

The following individual records relate solely to service against the Miami Dolphins. They include National Football League regular-season statistics only - with the exception of those single-game records marked by "*" or "****"

* Playoff game ** Super Bowl

RUSHING

MOST RUSHING YARDS

Career	
1,507	Freeman McNeil, N.Y. Jets (21 games), 281 attempts
1,177	O.J. Simpson, Buffalo (17 games), 240 attempts
1,065	Eric Dickerson, L.A. Rams, Ind., L.A. Raiders (11 games), 231 attempts
912	Lydell Mitchell, S.D., Balt. (12 games), 235 attempts
899	Thurman Thomas, Buffalo (nine games), 180 attempts
Game	
203	O.J. Simpson, Buffalo (12/5/76 at Miami), 24 attempts
203	Rueben Mayes, New Orleans (12/7/86 at New Orleans), 28 attempts
199	Earl Campbell, Houston (11/20/78 at Houston), 28 attempts
173	Freeman McNeil, N.Y. Jets (10/14/85 at New York), 28 attempts
172	Gerald Riggs, Atlanta (11/30/86 at Miami), 33 attempts

MOST RUSHING ATTEMPTS

Career	
281	Freeman McNeil, N.Y. Jets (21 games)
240	O.J. Simpson, Buffalo (17 games)
235	Lydell Mitchell, S.D., Balt. (eight games)
231	Eric Dickerson, L.A. Rams, Ind., L.A. Raiders (11 games)
183	John Riggins, N.Y. Jets, Wash. (13 games)
Game	
**38	John Riggins, Washington (1/30/83 at Pasadena), 166 yards
36	James Jones, Detroit (10/27/85 at Detroit), 114 yards
35	Lydell Mitchell, Baltimore (12/9/73 at Baltimore), 104 yards
34	Wayne Wilson, New Orleans (10/2/83 at New Orleans), 160 yards

MOST RUSHING TOUCHDOWNS

Career	
8	Jim Nance, Boston, N.Y. Jets (10 games)
6	Marcus Allen, Oak./L.A. Raiders (four games)
6	Eric Dickerson, L.A. Rams, Ind., L.A. Raiders (11 games)
6	Lydell Mitchell, S.D., Balt. (12 games)
Game	
4	Earl Campbell, Houston (11/20/78 at Houston)
3	Paul Robinson, Cincinnati (11/17/68 at Cincinnati)
3	Don McCauley, Baltimore (11/23/75 at Miami)
3	Marcus Allen, L.A. Raiders (12/2/84 at Miami)
3	Merril Hoge, Pittsburgh (11/26/89 at Miami)
3	Earnest Byner, Washington (12/2/90 at Washington)
3	Rod Bernstine, San Diego (12/15/91 at San Diego)

HIGHEST RUSHING AVERAGE

Career (minimum 125 attempts)	
5.4	Freeman McNeil, N.Y. Jets (21 games), 281/1,507 yards
5.2	Jim Nance, Boston, N.Y. Jets (10 games), 167/867 yards
5.0	O.J. Simpson, Buffalo (17 games), 240/1,177 yards
5.0	Thurman Thomas, Buffalo (nine games), 180/899 yards
Game (minimum 10 attempts)	
10.4	Curtis Brown, Buffalo (11/12/78 at Buffalo), 11/114 yards

10.2	Johnny Hector, N.Y. Jets (12/22/91 at Miami), 13/132 yards
*10.1	Earnest Byner, Cleveland (1/4/86 at Miami), 16/161 yards
9.8	Robert Holmes, Kansas City (9/28/68 at Miami), 13/128 yards

MOST 100-YARD RUSHING GAMES

7	Eric Dickerson, L.A. Rams, Ind., L.A. Raiders (11 games)
5	Freeman McNeil, N.Y. Jets (21 games)
5	Jim Nance, Boston, N.Y. Jets (10 games)

LONGEST RUNS FROM SCRIMMAGE

81t	Earl Campbell, Houston (11/20/78 at Houston)
80t	Carl Garrett, Boston (11/9/69 at Boston)
76t	Robert Holmes, Kansas City (9/28/68 at Miami)
75t	O.J. Simpson, Buffalo (12/5/76 at Miami)
*66t	Earnest Byner, Cleveland (1/4/86 at Miami)
64t	Hoyle Granger, Houston (12/23/67 at Miami)
64	Lydell Mitchell, Baltimore (10/9/77 at Baltimore)
63t	Rod Bernstine, San Diego (12/15/91 at San Diego)
59t	Henry Marshall, Kansas City (10/17/76 at Miami)
58	Freeman McNeil, N.Y. Jets (9/29/91 at New York)
56t	Don Woods, San Diego (9/29/74 at San Diego)
55	Mosi Tatupu, New England (11/13/83 at New England)

PASSING

MOST YARDS PASSING

Career	
4,902	Joe Ferguson, Buff., T.B., Ind. (25 games)
3,709	Steve Grogan, New England (22 games)
3,648	Ken O'Brien, N.Y. Jets (15 games)
2,952	Joe Namath, N.Y. Jets (16 games)
2,914	Jim Kelly, Buffalo (12 games)
Game	
479	Ken O'Brien, N.Y. Jets (9/21/86 at New York), 29 of 43
436	James Harris, L.A. Rams (10/3/76 at Miami), 17 of 29
*433	Dan Fouts, San Diego (1/2/82 at Miami), 33 of 53
419	Joe Ferguson, Buffalo (10/9/83 at Miami), 38 of 55
415	Joe Namath, N.Y. Jets (10/1/67 at New York), 23 of 39

MOST PASS ATTEMPTS

Career	
723	Joe Ferguson, Buff., T.B., Ind. (25 games)
535	Steve Grogan, New England (22 games)
452	Ken O'Brien, N.Y. Jets (15 games)
388	Joe Namath, N.Y. Jets (16 games)
381	Jim Kelly, Buffalo (12 games)
Game	
56	Dan Fouts, San Diego (11/18/84 at San Diego), 37 completions
55	Joe Ferguson, Buffalo (10/9/83 at Miami), 38 completions
*53	Dan Fouts, San Diego (1/2/82 at Miami), 33 completions

MOST PASS COMPLETIONS

Career	
418	Joe Ferguson, Buff., T.B., Ind. (25 games)
280	Steve Grogan, New England (22 games)
280	Ken O'Brien, N.Y. Jets (15 games)
246	Jim Kelly, Buffalo (12 games)
203	Richard Todd, N.Y. Jets (14 games)
Game	
38	Joe Ferguson, Buffalo (10/9/83 at Miami), 55 attempts
37	Dan Fouts, San Diego (11/18/84 at San Diego), 56 attempts
*33	Dan Fouts, San Diego (1/2/82 at Miami), 53 attempts
32	Bernie Kosar, Cleveland (11/10/86 at Cleveland), 50 attempts
30	Pat Ryan, N.Y. Jets (10/18/87 at New York), 49 attempts
29	Steve DeBerg, San Francisco (11/16/80 at Miami), 41 attempts
29	Ken O'Brien, N.Y. Jets (9/21/86 at New York), 43 attempts
29	Jim Kelly, Buffalo (10/25/87 at Miami), 39 attempts
29	Jim Kelly, Buffalo (9/1/91 at Buffalo), 39 attempts

MOST CONSECUTIVE PASS COMPLETIONS

15 Steve DeBerg, San Francisco (11/16/80 at Miami)

MOST TOUCHDOWN PASSES**Career**

26 Joe Ferguson, Buff., T.B., Ind. (25 games)
 23 Ken O'Brien, N.Y. Jets (15 games)
 21 Steve Grogan, New England (22 games)
 19 Joe Namath, N.Y. Jets (16 games)
 18 Richard Todd, N.Y. Jets (14 games)

Game

5 Len Dawson, Kansas City (10/8/67 at Kansas City),
 71,17,8,25,56
 5 Babe Parilli, Boston (10/15/67 at Boston), 17,41,9,9,41
 5 Joe Ferguson, Buffalo (10/9/83 at Miami), 9,30,11,4,1
 4 Steve Tensi, San Diego (10/2/66 at San Diego),
 25,44,63,30
 *4 Ken Stabler, Oakland (12/21/74 at Oakland), 31,13,72,8
 4 Bert Jones, Baltimore (10/9/77 at Baltimore), 3,19,34,5
 4 Richard Todd, N.Y. Jets (10/4/81 at Miami), 15,9,14,36
 4 Dan Fouts, San Diego (11/18/84 at San Diego), 3,4,19,3
 4 Steve DeBerg, Tampa Bay (10/20/85 at Miami), 15,39,7,16
 4 Ken O'Brien, N.Y. Jets (9/21/86 at New York), 65,50,21,43
 4 Pat Ryan, N.Y. Jets (10/18/87 at New York), 35,7,5,8
 4 Jack Trudeau, Indianapolis (12/17/89 at Indianapolis),
 6,1,5,6

MOST PASSES HAD INTERCEPTED**Career**

33 Joe Ferguson, Buff., T.B., Ind. (25 games)
 25 Richard Todd, N.Y. Jets (14 games)
 25 Joe Namath, N.Y. Jets (16 games)
 25 Steve Grogan, New England (22 games)

Game

6 Joe Namath, N.Y. Jets (10/19/75 at New York), 24 attempts
 *5 Mike Phipps, Cleveland (12/24/72 at Miami), 23 attempts
 5 Bill Troup, Baltimore (9/10/78 at Baltimore), 33 attempts
 5 Ken Stabler, Oakland (12/10/78 at Miami), 36 attempts
 *5 Dan Fouts, San Diego (1/6/83 at Miami), 34 attempts
 *5 Richard Todd, N.Y. Jets (1/23/83 at Miami), 37 attempts
 5 Richard Todd, N.Y. Jets (10/16/83 at New York), 26 attempts

HIGHEST COMPLETION PERCENTAGE**Career (minimum 100 completions)**

64.6 Jim Kelly, Buffalo (12 games), 246 of 381 attempts
 63.9 Bernie Kosar, Cleveland (six games), 115 of 180 attempts
 62.9 Ken O'Brien, N.Y. Jets (15 games), 280 of 452 attempts
 62.4 Dan Fouts, San Diego (six games), 136 of 218 attempts
 57.8 Joe Ferguson, Buff., T.B., Ind. (25 games), 418 of 723
 attempts

Game (minimum 12 completions)

86.7 Joe Namath, N.Y. Jets (10/22/67 at Miami), 13 of 15
 82.6 Warren Moon, Houston (10/1/89 at Houston), 19 of 23
 80.0 Babe Parilli, Boston (10/15/67 at Boston), 16 of 20
 80.0 Chris Chandler, Indianapolis (12/4/88 at Miami), 12 of 15
 77.3 Joe Ferguson, Buffalo (9/22/74 at Buffalo), 17 of 22

MOST 300-YARD PASSING GAMES**Career**

3 Ken O'Brien, N.Y. Jets (15 games)
 3 Joe Ferguson, Buffalo (25 games)
 3 Jim Kelly, Buffalo (12 games)

LONGEST PASS PLAYS

93t Mike Livingston to Otis Taylor, 79 yards; lateral to Robert
 Holmes, 14 yards (10/19/69 at Kansas City)
 92t Joe Ferguson to Frank Lewis (9/17/78 vs. Buffalo)
 89t Len Dawson to Otis Taylor (11/13/66 at Kansas City)
 89t Joe Namath to Richard Caster (10/7/74 at N.Y. Jets)
 *82t Daryle Lamonica to Rod Sherman (12/27/70 at Oakland)
 82t Dan Pastorini to Charlie Joiner (9/24/72 vs. Houston)
 80t Sam Wyche to Bob Trumpy (11/17/68 vs. Cincinnati)

80t Ken Anderson to Isaac Curtis (11/28/83 vs. Cincinnati)
 80t Warren Moon to Butch Woolfolk (9/8/85 at Houston)
 80t Mike Pagel to Wayne Capers (11/17/85 at Indianapolis)

RECEIVING**MOST RECEPTIONS****Career**

78 Al Toon, N.Y. Jets (14 games)
 77 Andre Reed, Buffalo (16 games)
 71 Stanley Morgan, N.E., Ind. (23 games)
 70 Wesley Walker, N.Y. Jets (18 games)
 53 Lydell Mitchell, S.D., Balt. (12 games)

Game

14 Al Toon, N.Y. Jets (11/27/88 at New York), 181 yards
 *13 Kellen Winslow, San Diego (1/2/82 at Miami), 166 yards
 12 Eric Sievers, San Diego (11/18/84 at Miami), 119 yards
 11 Andre Reed, Buffalo (9/1/91 at Buffalo), 154 yards
 10 George Sauer, N.Y. Jets (10/1/67 at New York), 120 yards
 10 Joe Washington, Baltimore (11/11/79 at Miami), 121 yards
 10 Al Toon, N.Y. Jets (11/10/85 at Miami), 156 yards
 10 Al Toon, N.Y. Jets (9/24/89 at Miami), 159 yards
 10 Art Monk, Washington (12/2/90 at Washington), 92 yards
 10 Tommy Kane, Seattle (12/16/90 at Miami), 162 yards

MOST RECEIVING YARDS**Career**

1,423 Stanley Morgan, N.E., Ind. (23 games), 71 receptions
 1,342 Wesley Walker, N.Y. Jets (18 games), 70 receptions
 1,094 Al Toon, N.Y. Jets (14 games), 78 receptions
 1,038 Andre Reed, Buffalo (16 games), 77 receptions
 832 Irving Fryar, New England (18 games), 52 receptions

Game

220 Ron Jessie, Los Angeles (10/3/76 at Miami), 7 catches
 194 Wesley Walker, N.Y. Jets (9/21/86 at New York), 6
 catches
 182 Stanley Morgan, New England (11/8/81 at New England),
 5 catches
 181 Al Toon, N.Y. Jets (11/27/88 at New York), 14 catches
 177 Reggie Rucker, Cleveland (11/18/79 at Cleveland), 9
 catches
 173 Theo Bell, Pittsburgh (11/30/80 at Pittsburgh), 4 catches

MOST RECEIVING TOUCHDOWNS**Career**

17 Wesley Walker, N.Y. Jets (18 games), 70 receptions
 8 Irving Fryar, New England (18 games), 52 receptions
 7 Andre Reed, Buffalo (16 games), 77 receptions
 6 Bob Chandler, Buff., Oak. (13 games), 48 receptions
 6 Don Maynard, N.Y. Jets (11 games), 31 receptions
 6 Stanley Morgan, N.E., Ind. (23 games), 71 receptions

Game

4 Jimmie Giles, Tampa Bay (10/20/85 at Miami)
 4 Wesley Walker, N.Y. Jets (9/21/86 at New York)
 3 Jim Whalen, Boston (10/15/67 at Boston)
 3 Billy Cannon, Oakland (11/19/67 at Oakland)
 3 Don Maynard, N.Y. Jets (12/1/68 at New York)
 3 Morris Owens, Tampa Bay (10/24/76 at Tampa)
 3 Sammy White, Minnesota (12/11/76 at Miami)

HIGHEST RECEIVING AVERAGE**Career (minimum 40 receptions)**

20.0 Stanley Morgan, New England (23 games), 71/1,423
 yards
 19.2 Wesley Walker, N.Y. Jets (18 games), 70/1,342 yards
 16.0 Irving Fryar, New England (18 games), 52/832 yards
 14.0 Al Toon, N.Y. Jets (14 games), 78/1,094 yards

Game (minimum three receptions)

43.3 Theo Bell, Pittsburgh (11/30/80 at Pittsburgh), 4/173 yards
 40.0 Butch Woolfolk, Houston (9/8/85 at Houston), 3/120 yards
 39.0 Richard Caster, N.Y. Jets (10/7/74 at Miami), 3/117 yards

38.0 Stanley Morgan, New England (10/21/84 at New England),
3/114 yards

MOST 100-YARD RECEIVING GAMES

- 5 Al Toon, N.Y. Jets (14 games)
- 5 Stanley Morgan, N.E., Ind. (23 games)
- 4 Wesley Walker, N.Y. Jets (18 games)
- 3 Otis Taylor, Kansas City (6 games)

FIELD GOALS

MOST FIELD GOALS

- Game 5 Roy Gerela, Houston (9/28/69 at Houston), 5 attempts
- 5 Dean Biasucci, Indianapolis (9/25/88 at Indianapolis), 6 attempts
- *5 Steve Christie, Buffalo (1/17/92 at Miami), 6 attempts
- 4 George Blanda, Oakland (9/23/73 at Oakland), 4 attempts
- 4 Rick Danmeier, Minnesota (9/16/79 at Minnesota), 4 attempts
- 4 Matt Bahr, Cleveland (11/10/86 at Cleveland), 5 attempts
- 4 Dean Biasucci, Indianapolis (11/15/87 at Miami), 4 attempts
- 4 Gary Anderson, Pittsburgh (12/18/88 at Pittsburgh), 4 attempts
- 4 Steve Christie, Buffalo (11/16/92 at Miami), 5 attempts

LONGEST FIELD GOALS

- 55 Dean Biasucci, Indianapolis (12/30/90 at Miami)
- 54 Steve Christie, Buffalo (11/16/92 at Miami)
- 53 Roger Ruzek, Philadelphia (12/9/90 at Miami)
- 52 Jan Stenerud, Kansas City (9/28/68 at Miami)
- 52 Raul Allegre, Indianapolis (12/9/84 at Indianapolis)
- 52 Norm Johnson, Atlanta (10/11/92 at Miami)
- 51 Charlie Gogolak, New England (10/17/71 at Miami)
- 51 Bruce Alford, Buffalo (10/12/68 at Miami)
- 51 Dean Biasucci, Indianapolis (9/25/88 at Indianapolis)
- 50 John Lepoldt, Buffalo (10/21/73 at Miami)
- 50 Eddie Murray, Detroit (10/27/85 at Detroit)
- 50 Dean Biasucci, Indianapolis (9/20/87 at Indianapolis)
- 50 Dean Biasucci, Indianapolis (9/25/88 at Indianapolis)
- 50 Matt Bahr, Cleveland (10/18/89 at Miami)
- 50 Jim Breech, Cincinnati (12/9/91 at Miami)

INTERCEPTIONS

MOST INTERCEPTIONS

- Career 7 Johnny Robinson, Kansas City (six games)
- 6 Raymond Clayborn, N.E., Clev. (16 games)
- 6 Willie Brown, Oakland (10 games)
- 6 Ronnie Lippett, New England (16 games)
- 5 Dave Grayson, Oakland (six games)

Game

- 3 Clarence Duren, San Diego (10/30/77 at Miami), 45 yards
- 3 Jeff Nixon, Buffalo (9/7/80 at Buffalo), 51 yards
- 3 Erik McMillan, N.Y. Jets (10/23/88 at Miami), 57 yards

MOST INTERCEPTION RETURN YARDS

- Game 151 Mike Haynes, L.A. Raiders (12/2/84 at Miami), 2 interceptions

LONGEST INTERCEPTION RETURNS

- 102t Eddie Anderson, L.A. Raiders (12/14/92 at Miami), Dan Marino
- 97t Mike Haynes, L.A. Raiders (12/2/84 at Miami), Dan Marino
- 90t Steve Emtman, Indianapolis (10/25/92 at Miami), Dan Marino
- 83t Erik McMillan, N.Y. Jets (9/29/91 at New York), Dan Marino

- 78t Dwayne Woodruff, Pittsburgh (12/18/88 at Pittsburgh), Dan Marino
- 76t Dave Grayson, Oakland (9/20/69 at Oakland), Bob Griese
- 73 Ronnie Lippett, New England (9/9/90 at New England), Dan Marino
- 71t Darrol Ray, N.Y. Jets (12/20/80 at Miami), David Woodley
- 70t Ronnie Lott, four yards; lateral to Tom Holmoe, 66 yards, San Francisco (9/20/86 at Miami), Dan Marino
- 68 Freddie Robinson, Indianapolis (11/15/87 at Miami), Don Strock
- 66t Ken Houston, Houston (9/14/68 at Miami), Bob Griese
- 65t Kenny Graham, San Diego (10/11/69 vs. San Diego), Bob Griese
- 60t Butch Byrd, Buffalo (9/18/66 at Buffalo), Rick Norton

LONGEST PLAYS

PUNTS

- 89 Luke Prestridge, New England (10/21/84 at New England)
- 73 Rich Camarillo, New England (9/13/87 at New England)
- 72 Rohn Stark, Indianapolis (9/23/84 at Miami)
- 70 Bob Scarpitto, Denver (10/16/66 at Miami)

PUNT RETURNS

- 84t Clarence Verdin, Indianapolis (10/25/92 at Miami)
- 83t Billy Johnson, Houston (11/16/75 at Houston)
- 80t Ron Gardin, Baltimore (11/1/70 at Baltimore)
- 72t Butch Byrd, Buffalo (9/18/66 at Buffalo)
- 70t Robbie Martin, Indianapolis (11/17/85 at Indianapolis)
- *56t Wes Chandler, San Diego (1/2/82 at Miami)

KICKOFF RETURNS

- 102t Harold Hart, Oakland (9/22/75 at Oakland)
- 99t Jim Duncan, Baltimore (11/1/70 at Baltimore)
- 96t Emerson Boozer, N.Y. Jets (11/20/66 at New York)

FUMBLE RETURNS

- 100t Chris Martin, Kansas City (10/13/91 at Kansas City), Sammie Smith
- 66t Greg Townsend, L.A. Raiders (9/19/83 at L.A. Raiders), David Woodley
- 58t Rick Redman, San Diego (10/2/66 at San Diego), Dick Wood
- 58 Randy McClanahan, Buffalo (11/12/78 at Buffalo), Bob Griese
- 54t Chris Goode, Indianapolis (10/28/90 at Indianapolis), Tony Paige
- 50 Gary Hogeboom, Indianapolis (9/14/86 at Miami), his own
- **49t Mike Bass, Washington (1/14/73 at Los Angeles), Garo Yepremian

BLOCKED FIELD GOALS

- 78t George Radachowsky, N.Y. Jets (9/24/89 at Miami), Pete Stoyanovich
- 76t Charles Romes, Buffalo (9/2/79 at Buffalo), Uwe von Schamann

OPPONENTS TOP TENS

RUSHING

PLAYER	TEAMS	GAMES	NO.	YDS.	AVG.	LG	TD
1. Freeman McNeil	N.Y. Jets	21	281	1507	5.4	58	2
2. O.J. Simpson	Buffalo	17	240	1177	4.9	75t	4
3. Eric Dickerson	L.A. Rams, Ind., L.A. Raiders	11	231	1065	4.6	40	6
4. Lydell Mitchell	S.D., Balt.	12	235	912	3.9	64t	6
5. Thurman Thomas	Buffalo	9	180	899	5.0	30t	4
6. Jim Nance	N.Y. Jets, Boston	10	167	867	5.2	30t	8

7. Sam Cunningham	New England	12	167	610	3.7	19	5
8. Joe Cribbs	Buffalo	9	146	607	4.2	62	3
9. Tony Collins	New England	13	127	598	4.7	22	3
10. John Figgins	N.Y. Jets, Wash.	13	183	595	3.3	40	5

PASSING

PLAYER	TEAMS	GAMES	ATT.	COMP.	YDS.	PCT.	TD	INT.
1. Joe Ferguson	Buff., T.B. Ind.	25	723	418	4902	57.8	26	33
2. Steve Grogan	New England	22	535	280	3709	52.3	21	25
3. Ken O'Brien	N.Y. Jets	15	452	280	3648	61.9	23	13
4. Joe Namath	N.Y. Jets	16	388	201	2952	51.8	19	25
5. Jim Kelly	Buffalo	12	381	246	2914	64.6	15	9
6. Richard Todd	N.Y. Jets	14	354	203	2718	57.3	18	25
7. Bert Jones	Balt., L.A. Rams	13	326	188	2388	57.7	15	6
8. Jim Plunkett	N.E., Oak.	11	274	142	1771	51.8	10	12
9. Dan Fouts	San Diego	6	218	136	1592	62.4	13	8
10. Steve DeBerg	S.F., T.B., K.C.	5	136	89	1236	65.4	11	4

RECEIVING

PLAYER	TEAMS	GAMES	NO.	YDS.	AVG.	LG	TD
1. Al Toon	N.Y. Jets	14	78	1094	14.0	44t	3
2. Andre Reed	Buffalo	16	77	1038	13.5	54t	7
3. Stanley Morgan	N.E., Ind.	23	71	1423	20.0	76t	6
4. Wesley Walker	N.Y. Jets	18	70	1342	19.2	71t	17
5. Lydell Mitchell	S.D., Balt.	12	53	430	8.1	18	1
6. Irving Fryar	New England	18	52	832	16.0	54t	8
7. Albert Bentley	Indianapolis	10	51	439	8.6	26	2
8. Mickey Shuler	N.Y. Jets, Phil.	22	50	478	9.6	26	5
9. Bob Chandler	Buffalo, Oakland	13	48	594	12.4	37t	6
Freeman McNeil	N.Y. Jets	21	48	581	12.1	23	4

OPPONENTS OUTSTANDING PERFORMANCES

300-PLUS PASSING YARDS

PLAYER	TEAM	DATE	ATT.	COMP.	YDS.	TD	INT.	LG
Ken O'Brien	N.Y. Jets	9/21/86	43	29	479	4	1	65t
James Harris	L.A. Rams	10/3/76	29	17	436	2	1	58
Dan Fouts	San Diego	1/2/82	55	33	433	4	1	43
Joe Ferguson	Buffalo	10/9/83	55	38	419	5	1	35
Joe Namath	N.Y. Jets	10/1/67	39	23	415	3	1	62
Bernie Kosar	Cleveland	11/10/86	50	32	401	0	0	44
Ken O'Brien	N.Y. Jets	11/10/85	43	26	393	2	0	44
Jim Kelly	Buffalo	9/1/91	39	29	381	2	1	54t
Dan Fouts	San Diego	11/18/84	56	37	380	4	1	44
Steve DeBerg	Tampa Bay	10/20/85	32	19	365	4	1	57
Jim Kelly	Buffalo	10/25/87	39	29	359	2	0	34
Dennis Shaw	Buffalo	10/18/70	32	24	358	2	2	48
Brian Sipe	Cleveland	11/18/79	42	23	358	3	0	54
Bert Jones	Baltimore	9/27/81	27	20	357	3	1	67t
Steve Grogan	New England	11/8/81	40	23	355	1	4	76t
Danny White	Dallas	10/25/81	32	22	354	3	1	38
Steve Grogan	New England	11/29/79	39	21	350	3	2	38
Daryle Lamonica	Oakland	9/21/68	24	15	344	4	0	73t
Ken Anderson	Cincinnati	11/28/83	36	23	342	1	2	80t
Pat Ryan	N.Y. Jets	11/27/88	43	27	341	2	1	35
Tony Eason	New England	9/17/89	49	25	341	1	1	45
Jim Kelly	Buffalo	1/12/91	29	19	339	3	1	44
Joe Ferguson	Buffalo	10/12/81	29	20	338	3	0	65t
Steve Barkowski	Atlanta	9/21/80	36	18	332	2	0	53
Joe Ferguson	Buffalo	12/7/77	40	25	331	3	1	27
Joe Montana	San Francisco	1/20/85	35	24	331	3	0	34
Ken O'Brien	N.Y. Jets	9/24/89	37	27	329	3	1	37t
Bruce Matheson	Seattle	10/4/87	42	20	326	2	3	30
Dan Fouts	San Diego	10/15/78	30	22	313	1	2	46
Tony Eason	New England	10/21/84	29	19	313	3	0	76t
Mark Malone	Pittsburgh	1/6/85	36	20	312	3	3	29t

Richard Todd	N.Y. Jets	10/4/81	39	28	310	4	1	46
Mike Livingston	Kansas City	10/19/69	34	17	308	1	1	93t
Neil Lomax	St. Louis	9/30/84	37	22	308	1	0	29
Dan Pastorini	Houston	12/24/78	29	20	306	1	0	34
Jim Kelly	Buffalo	10/4/92	48	25	306	1	4	28
Greg Landry	Baltimore	11/25/79	42	25	304	3	2	31t
Sonny Jurgensen	Washington	10/13/74	39	26	303	2	3	37
Pat Ryan	N.Y. Jets	10/4/87	49	30	301	4	2	35t

100-PLUS RECEIVING YARDS

PLAYER	TEAM	DATE	NO.	YDS.	TD	LONG
Ron Jessie	L.A. Rams	10/3/76	7	220	2	58t
Wesley Walker	N.Y. Jets	9/21/86	6	194	4	65t
Stanley Morgan	New England	11/8/81	5	182	1	76t
Al Toon	N.Y. Jets	11/27/88	14	181	0	29
Reggie Rucker	Cleveland	11/18/79	9	177	1	54
Theo Bell	Pittsburgh	11/30/80	4	173	0	45
Kellen Winslow	San Diego	1/2/82	13	166	1	31
Tommy Kane	Seattle	12/16/90	10	162	0	25
Don Maynard	N.Y. Jets	12/1/68	7	160	3	54t
Al Toon	N.Y. Jets	9/24/89	10	159	1	37t
Bake Turner	N.Y. Jets	9/3/78	7	157	0	71
Al Toon	N.Y. Jets	11/10/85	10	156	0	44
Andre Reed	Buffalo	9/1/91	11	154	1	54t
Frank Lofton	Buffalo	9/17/78	5	153	1	92t
James Lofton	Buffalo	1/12/91	7	149	1	44
Stanley Morgan	New England	12/22/86	8	148	2	30t
Marlin Briscoe	Buffalo	10/18/70	7	145	2	46t
Raymond Butler	Baltimore	9/27/81	4	145	2	67t
Mark Carrier	Tampa Bay	10/30/88	9	142	0	47
Stephone Paige	Kansas City	1/5/91	8	142	1	33
Jimmy Teal	Seattle	10/4/87	9	137	0	32
Alfred Jenkins	Atlanta	9/21/80	4	136	0	33
Stephone Paige	Kansas City	12/3/89	7	133	1	38t
Fred Biletnikoff	Oakland	9/20/69	9	132	1	13t
Otis Taylor	Kansas City	10/19/69	4	131	0	79
Chris Burkett	Buffalo	10/25/87	9	130	1	34
Randy Vataha	New England	12/5/71	7	129	2	51t
Steve Largent	Seattle	12/29/84	6	128	1	56t
Cris Collinsworth	Cincinnati	11/28/83	8	127	0	48
Charlie Mitchell	Denver	12/4/66	4	126	1	79t
Wesley Walker	N.Y. Jets	11/26/78	6	126	1	42
Lance Alworth	San Diego	11/12/67	4	125	1	54t
Stanley Morgan	New England	10/5/86	6	125	1	27t
Stanley Morgan	New England	11/29/79	5	124	1	38t
Jim Whalen	Boston	12/17/67	4	122	0	33
Fred Biletnikoff	Oakland	12/21/74	8	122	1	20
Dokie Williams	L.A. Raiders	12/2/84	2	122	1	75t
Leonard Thompson	Detroit	10/27/85	7	122	1	38t
Andre Reed	Buffalo	9/11/88	8	122	0	21
Andre Reed	Buffalo	1/12/91	4	122	2	43
Don Maynard	N.Y. Jets	11/2/69	4	121	2	42t
Wayne Patrick	Buffalo	10/18/70	6	121	0	48
Joe Washington	Baltimore	11/11/79	10	121	0	23
Henry Ellard	L.A. Rams	12/14/86	8	121	1	22
Sammy White	Minnesota	12/11/76	9	120	3	36t
Butch Woolfolk	Houston	9/8/85	3	120	1	80t
Eric Sievers	San Diego	11/18/84	12	119	2	24
Fred Biletnikoff	Oakland	10/4/69	9	119	1	23
Mike Jones	New Orleans	12/7/86	6	119	0	34
Richard Caster	N.Y. Jets	10/7/74	3	117	1	89t
O.J. Simpson	Buffalo	12/7/75	8	117	1	62t
Eric Sievers	New England	12/10/89	6	117	0	41
Paul Coffman	Green Bay	10/28/79	5	116	1	78t
Jimmie Giles	Tampa Bay	10/20/85	7	116	4	39t
Tony Hill	Dallas	12/17/84	6	115	1	66t
Isaac Curtis	Cincinnati	11/28/83	4	114	1	80t
Stanley Morgan	New England	10/21/84	3	114	1	76t
Otis Taylor	Kansas City	11/13/66	4	113	1	89t
Otis Taylor	Kansas City	9/28/68	3	113	1	44
Eric Crabtree	Cincinnati	9/14/69	3	113	2	69t
James Lofton	L.A. Raiders	10/9/88	5	113	0	32

PLAYER	TEAM	DATE	NO.	YDS.	TD	LONG
Jim Colclough	Boston	12/17/67	3	112	0	52
Mike Barber	Houston	12/24/78	4	112	0	55
Wesley Walker	N.Y. Jets	10/4/81	8	112	2	46
Roy Jefferson	Washington	10/13/74	7	111	1	37t
John Holland	Buffalo	9/13/76	2	111	2	58t
John Stallworth	Pittsburgh	1/6/85	4	111	2	65t
Al Toon	N.Y. Jets	9/21/86	7	111	0	31
Ed Podolak	Kansas City	12/25/71	8	110	1	29
Wesley Walker	N.Y. Jets	9/3/78	4	108	2	47t
Charlie Joiner	San Diego	1/2/82	7	108	0	39
Jack Snow	L.A. Rams	10/31/71	5	107	1	51t
Warren Wells	Oakland	9/21/68	3	106	1	73t
Raymond Chester	Baltimore	12/1/76	5	106	0	48
Frank Lewis	Buffalo	10/12/81	5	106	0	30
Tony Hill	Dallas	10/25/81	5	106	0	38
Wes Chandler	San Diego	1/2/82	6	106	0	47
Bake Turner	N.Y. Jets	12/14/69	4	105	2	34t
Harold Jackson	New England	11/29/79	5	105	1	33
Eddie Brown	Cincinnati	11/8/87	8	105	0	32
Art Powell	Oakland	9/2/66	8	104	1	17t
Derrick Gaffney	N.Y. Jets	9/30/79	4	104	0	43
Gary Garrison	San Diego	10/11/69	4	103	2	40t
Ken Burrough	Houston	12/24/78	6	103	0	53
Thurman Thomas	Buffalo	9/1/91	8	103	1	50t
Andre Rison	Atlanta	10/11/92	7	101	1	22t
Richard Caster	N.Y. Jets	11/24/74	6	100	2	45t
Al Toon	N.Y. Jets	12/7/87	5	100	1	44t
Lawrence Dawsey	Tampa Bay	12/1/91	8	100	1	17t

O.J. Simpson	Buffalo	11/18/73	20	120	0	28
Earl Campbell	Houston	11/5/79	32	120	0	11
Chuck Muncie	San Diego	1/2/82	24	120	1	19
Jim Braxton	Buffalo	11/18/73	17	119	0	36
Craig James	New England	11/3/85	23	119	0	14
Ronnie Harmon	Buffalo	11/29/87	23	119	0	19
Warren Williams	Pittsburgh	12/18/88	16	117	0	33
Thurman Thomas	Buffalo	1/12/91	32	117	2	14
Franco Harris	Pittsburgh	11/30/80	28	116	1	9t
Freeman McNeil	N.Y. Jets	9/19/82	13	116	0	48
Freeman McNeil	N.Y. Jets	11/26/84	24	116	0	39
Emerson Boozer	N.Y. Jets	12/13/70	18	114	0	21
Curtis Brown	Buffalo	11/12/78	11	114	1	58t
James Jones	Detroit	10/27/85	36	114	1	8
Jim Nance	Boston	10/15/67	20	113	0	19
Mel Owens	Detroit	12/15/73	27	113	1	10
Horace Ivory	New England	10/22/78	15	113	2	28
Curt Warner	Seattle	12/31/83	29	113	2	18
Jim Nance	Boston	12/8/68	19	111	1	30t
Wilbert Montgomery	Philadelphia	9/24/78	25	111	0	12
Franco Harris	Pittsburgh	11/14/76	22	110	1	26
Rocky Bleier	Pittsburgh	11/14/76	20	110	0	13
Eric Dickerson	Indianapolis	12/30/90	20	110	0	16
Jim Nance	Boston	11/30/69	17	109	0	23
Stump Mitchell	St. Louis	9/30/84	20	109	2	19
Joe Cribbs	Buffalo	12/27/82	19	108	1	62t
Freeman McNeil	N.Y. Jets	11/10/85	26	107	0	13
Eric Dickerson	Indianapolis	12/17/89	21	107	2	17
Lydell Mitchell	Baltimore	11/23/75	26	106	1	32t
Sam Cunningham	New England	9/19/76	21	106	0	15
Franco Harris	Pittsburgh	12/3/73	15	105	1	21t
Marcus Allen	L.A. Raiders	9/19/83	22	105	0	15
Craig James	New England	11/2/86	22	105	0	21
Lydell Mitchell	Baltimore	12/9/73	35	104	0	9
John Stephens	New England	11/6/88	25	104	1	13t
Rod Bernstine	San Diego	12/15/91	13	104	3	63t
Sammy Winder	Denver	9/29/85	20	103	2	19
Brad Baxter	N.Y. Jets	11/1/92	20	103	0	28
Eric Dickerson	L.A. Rams	10/30/83	14	101	1	40
Wendell Hayes	Kansas City	12/25/71	22	100	0	22
Mark van Eeghen	New England	12/12/82	22	100	0	11

100-PLUS RUSHING YARDS

PLAYER	TEAM	DATE	NO.	YDS.	TD	LONG
O.J. Simpson	Buffalo	12/5/76	24	203	1	75t
Rueben Mayes	New Orleans	12/7/86	28	203	2	34t
Earl Campbell	Houston	11/20/78	28	199	4	81t
Freeman McNeil	N.Y. Jets	10/14/85	28	173	0	20
Gerald Riggs	Atlanta	11/30/86	33	172	1	31
Eric Dickerson	Indianapolis	12/4/88	31	169	1	19
John Riggins	Washington	1/30/83	38	166	1	43t
Thurman Thomas	Buffalo	9/1/91	25	165	1	20
Jim Nance	Boston	12/17/67	24	164	2	29
William Andrews	Atlanta	12/10/83	21	161	1	24t
Earnest Byner	Cleveland	1/4/86	16	161	2	66t
Hoyle Granger	Houston	10/23/67	21	160	1	23
Wayne Wilson	New Orleans	10/2/83	34	160	0	12
Don Woods	San Diego	9/29/74	18	157	2	56t
Earnest Byner	Washington	12/2/90	32	157	3	21
Marcus Allen	L.A. Raiders	12/2/84	20	155	3	52t
Eric Dickerson	Indianapolis	11/15/87	30	154	1	13
Thurman Thomas	Buffalo	12/23/90	30	154	1	13t
Christian Okoye	Kansas City	10/13/91	23	153	1	38t
Dick Post	San Diego	11/3/68	21	151	0	24
Thurman Thomas	Buffalo	12/3/89	27	148	1	30t
Christian Okoye	Kansas City	12/24/89	32	148	1	13
Barry Sanders	Detroit	9/15/91	32	143	0	14
Lydell Mitchell	Baltimore	10/9/77	17	142	1	64t
Earl Campbell	Houston	12/4/83	28	138	1	35t
Thurman Thomas	Buffalo	11/18/91	23	135	1	30
Paul Robinson	Cincinnati	11/17/68	22	134	3	54t
Jim Nance	Boston	11/27/66	23	133	1	27t
Freeman McNeil	N.Y. Jets	11/4/84	20	132	1	52
Johnny Hector	N.Y. Jets	12/22/91	13	132	0	47
Scott Lockwood	New England	12/27/92	30	123	0	23
Robert Holmes	Kansas City	9/28/68	13	128	1	76t
Joe Washington	Baltimore	10/29/78	20	126	0	29
Floyd Little	Denver	10/27/68	25	126	1	19
Eric Dickerson	Indianapolis	9/25/88	30	125	0	9
Earnest Jackson	San Diego	11/18/84	28	124	0	16
Eric Dickerson	L.A. Rams	12/14/86	28	124	1	25
Neal Anderson	Chicago	9/4/88	24	123	2	15
Tony Dorsett	Dallas	10/25/81	24	122	0	18
Walter Payton	Chicago	12/2/85	23	121	0	15
Larry Kinnebrew	Buffalo	10/29/89	21	121	1	25

THE LAST TIME . . .

(regular season)

KICKOFF RETURNED FOR A TOUCHDOWN

By Dolphins - Marc Logan at Houston (97 yards), 10/1/89

By Opponents - Harold Hart of Oakland (102 yards), 9/22/75

PUNT RETURNED FOR A TOUCHDOWN

By Dolphins - Scott Schwedes at Indianapolis (70 yards), 12/17/89

By Opponents - Clarence Verdin of Indianapolis (84 yards), 10/25/92

INTERCEPTED PASS RETURNED FOR A TOUCHDOWN

By Dolphins - J.B. Brown vs. L.A. Raiders (35 yards), 12/14/92

By Opponents - Bobby Houston of N.Y. Jets (20 yards), 12/20/92

FUMBLE RETURNED FOR A TOUCHDOWN

By Dolphins - Chuck Klingbeil vs. Green Bay (recovered in endzone), 9/22/91

By Opponents - Robert Goff at New Orleans (28 yards), 11/29/92

BLOCKED FIELD GOAL RETURNED FOR A TOUCHDOWN

By Dolphins - Curtis Johnson vs. Green Bay (47 yards), 12/19/71

By Opponents - George Radachowsky of N.Y. Jets (78 yards), 9/24/89

BLOCKED PUNT RETURNED FOR A TOUCHDOWN

By Dolphins - Mark Higgs vs. New England (19 yards), 10/18/90

By Opponents - Chris Burkett at N.Y. Jets (11 yards), 9/29/91

SAFETY SCORED

By Dolphins - intentional grounding in endzone (Jeff George) vs. Indianapolis, 12/30/90

By Opponents - Marvin Washington (sacks Dan Marino in endzone) at N.Y. Jets, 11/1/92

SHUTOUT

By Dolphins - Miami 28, at Indianapolis 0, 11/8/92
 By Opponents - at Buffalo 27, Miami 0; 11/29/87

200 YARDS RUSHING

By Dolphins - None
 By Opponents - Rueben Mayes at New Orleans (203 yards), 12/7/86

100 YARDS RUSHING

By Dolphins - Mark Higgs at Indianapolis (107 yards), 11/8/92
 By Opponents - Scott Lockwood at New England (123 yards), 12/27/92

100 YARDS RUSHING IN A HALF

By Dolphins - Mark Higgs vs. Tampa Bay (103 yards in first half), 12/1/91
 By Opponents - Johnny Hector of N.Y. Jets (111 yards in second half), 12/22/91

TWO 100-YARD RUSHERS

By Dolphins - Mercury Morris (125 yards) and Don Nottingham (102 yards) at Green Bay, 10/5/75
 By Opponents - Thurman Thomas (148 yards) and Larry Kinnebrew (121 yards) at Buffalo, 10/29/89

100 YARDS RUSHING AND RECEIVING

By Dolphins - None
 By Opponents - Thurman Thomas at Buffalo (165 rushing yards and 103 receiving yards), 9/1/91

400 YARDS PASSING

By Dolphins - Dan Marino vs. N.Y. Jets (427 yards), 9/24/89
 By Opponents - Bernie Kosar at Cleveland (401 yards), 11/10/86

300 YARDS PASSING

By Dolphins - Dan Marino vs. Buffalo (321 yards), 11/16/92
 By Opponents - Jim Kelly at Buffalo (306 yards), 10/4/92

200 YARDS RECEIVING

By Dolphins - Mark Duper vs. N.Y. Jets (217 yards), 11/10/85
 By Opponents - Ron Jessie of L.A. Rams (220 yards), 10/3/76

100 YARDS RECEIVING

By Dolphins - Mark Duper vs. Buffalo (100 yards), 11/16/92
 By Opponents - Andre Rison of Atlanta (101 yards), 10/11/92

100 YARDS RECEIVING IN A HALF

By Dolphins - Mark Duper vs. N.Y. Jets (103 yards in second half), 10/7/90
 By Opponents - Eric Sievers of New England (107 yards in second half), 12/10/89

TWO 100-YARD RECEIVERS

By Dolphins - Fred Banks (119 yards) and Mark Clayton (102 yards) vs. New England, 12/10/89
 By Opponents - Wesley Walker (194 yards) and Al Toon (111 yards) at N.Y. Jets, 9/21/86

FIVE TOUCHDOWN PASSES

By Dolphins - Dan Marino at N.Y. Jets, 11/27/88
 By Opponents - Joe Ferguson of Buffalo, 10/9/83

FOUR TOUCHDOWN PASSES

By Dolphins - Dan Marino vs. New England, 10/18/92
 By Opponents - Jack Trudeau at Indianapolis, 12/17/89

THREE TOUCHDOWN PASSES

By Dolphins - Dan Marino vs. New England (4), 10/18/92
 By Opponents - Ken O'Brien at N.Y. Jets, 11/1/92

FOUR TOUCHDOWN RECEPTIONS

By Dolphins - Paul Warfield vs. Detroit, 12/15/73
 By Opponents - Wesley Walker at N.Y. Jets, 9/21/86

THREE TOUCHDOWN RECEPTIONS

By Dolphins - Mark Duper vs. Washington, 12/20/87
 By Opponents - Wesley Walker at N.Y. Jets (4), 9/21/86

TWO TOUCHDOWN RECEPTIONS

By Dolphins - Keith Jackson vs. New England, 10/18/92
 By Opponents - Andre Reed of Buffalo, 11/18/91

FOUR TOUCHDOWNS RUSHING

By Dolphins - None
 By Opponents - Earl Campbell at Houston, 11/20/78

THREE TOUCHDOWNS RUSHING

By Dolphins - Sammie Smith vs. New England, 12/10/89
 By Opponents - Rod Bernstine at San Diego, 12/15/91

FOUR FIELD GOALS

By Dolphins - Pete Stoyanovich vs. Houston, 11/22/92
 By Opponents - Steve Christie of Buffalo, 11/16/92

THREE FIELD GOALS

By Dolphins - Pete Stoyanovich at New England, 12/27/92
 By Opponents - Al Del Greco of Houston, 11/22/92

THREE INTERCEPTIONS

By Dolphins - Louis Oliver at Buffalo, 10/4/92
 By Opponents - Erik McMillan of N.Y. Jets, 10/23/88

TWO INTERCEPTIONS

By Dolphins - Louis Oliver vs. N.Y. Jets, 12/20/92
 By Opponents - Bubba McDowell of Houston, 10/20/91

THREE SACKS

By Dolphins - Marco Coleman vs. Indianapolis, 10/25/92
 By Opponents - Ben Williams at Buffalo, 9/4/83

TWO SACKS

By Dolphins - Bryan Cox vs. L.A. Raiders, 12/14/92
 By Opponents - Wayne Martin at New Orleans, 11/29/92

BLOCKED FIELD GOAL

By Dolphins - TEAM vs. Buffalo (Steve Christie), 11/16/92
 By Opponents - Paul Frase vs. N.Y. Jets (Pete Stoyanovich), 9/24/89

BLOCKED PUNT

By Dolphins - Bruce Alexander vs. Houston (Greg Montgomery), 11/22/92
 By Opponents - Chris Burkett at N.Y. Jets (Reggie Roby), 9/29/91

MISSED POINT AFTER TOUCHDOWN ATTEMPT

By Dolphins - Pete Stoyanovich vs. N.Y. Jets, 12/20/92
 By Opponents - Mike Cofer at San Francisco, 12/6/92

YEAR-BY-YEAR LEADERS**RUSHING**

YEAR	PLAYER	G	NO.	YDS.	AVG.	LG	TD
1966	+Joe Auer	14	121	416	3.4	41	4
1967	Abner Haynes	10	56	274	4.9	65t	2
1968	+Jim Kiick	14	165	621	3.8	25	4
1969	Jim Kiick	14	180	575	3.2	27	9
1970	Larry Csonka	14	193	874	4.5	53	6
1971	Larry Csonka	14	195	1051	5.4	28	7
1972	Larry Csonka	14	213	1117	5.2	45	6
1973	Larry Csonka	14	219	1003	4.6	25	5
1974	Larry Csonka	12	197	749	3.8	24	9
1975	Mercury Morris	14	219	875	4.0	49	4
1976	Benny Malone	14	186	797	4.3	31	4
1977	Benny Malone	14	129	615	4.8	66t	5
1978	Delvin Williams	16	272	1258	4.6	58t	8
1979	Larry Csonka	16	220	837	3.8	22	12
1980	Delvin Williams	15	187	671	3.6	65	2
1981	Tony Nathan	13	147	782	5.3	46	5
1982	Andra Franklin	9	177	701	4.0	25t	7
1983	Andra Franklin	15	224	746	3.3	18	8
1984	Woody Bennett	16	144	606	4.2	23	7
1985	Tony Nathan	16	143	667	4.7	22	5
1986	Lorenzo Hampton	16	189	830	4.5	54t	9
1987	+Troy Stradford	12	145	619	4.3	51	6
1988	Lorenzo Hampton	16	117	414	3.5	33	9
1989	+Sammie Smith	13	200	659	3.3	25	6
1990	Sammie Smith	16	226	831	3.7	33	8
1991	Mark Higgs	14	231	905	3.9	24	4
1992	Mark Higgs	16	256	915	3.6	23	7

RECEIVING

YEAR	PLAYER	G	NO.	YDS.	AVG.	LG	TD
1966	Dave Kocourek	14	27	320	11.9	43	2
1967	+Jack Clancy	14	67	868	13.0	44	2
1968	Karl Noonan	14	58	760	13.1	50	11
1969	Larry Seiple	13	41	577	14.1	41t	5

1970	Jim Kiick (RB)	14	42	497	11.8	47	0
1971	Paul Warfield	14	43	996	23.2	86t	11
1972	Paul Warfield	12	29	606	20.9	47	3
1973	Marlin Briscoe	14	30	447	14.9	53	2
1974	Nat Moore	13	37	605	16.4	48	2
1975	Nat Moore	14	40	705	17.6	79t	4
1976	Nat Moore	9	33	625	18.9	67t	4
1977	Nat Moore	14	52	765	14.7	73t	12
1978	Nat Moore	16	48	645	13.5	47	10
1979	Nat Moore	16	48	840	17.5	53	6
1980	Tony Nathan (RB)	16	57	588	10.3	61	5
1981	Durriel Harris	15	53	911	17.2	55	2
1982	Tom Vigorito (RB)	9	24	186	7.8	26	0
1983	Tony Nathan (RB)	16	52	461	8.9	25	1
1984	Mark Clayton	15	73	1389	19.0	65t	18
1985	Tony Nathan (RB)	16	72	651	9.0	73	1
1986	Mark Duperr	16	67	1313	19.6	85t	11
1987	+Troy Stradford (RB)	12	48	457	9.5	34	1
1988	Mark Clayton	16	86	1129	13.1	45t	14
1989	Mark Clayton	15	64	1011	15.8	78t	9
1990	Mark Duperr	16	52	810	15.6	69t	5
1991	Mark Clayton	16	70	1085	15.5	43t	5
1992	Bobby Humphrey (RB)	16	70	1053	15.0	43t	2
		54	507	9.4	26	1	1

1982	Tom Vigorito	20	192	9.6	59t	1
1983	+Mark Clayton	41	392	9.6	60t	1
1984	Fulton Walker	21	169	8.0	33	0
1985	Tom Vigorito	22	197	9.0	21	0
1986	+Craig Ellis	24	149	6.2	17	0
1987	+Scott Schwedes	24	203	8.5	31	0
1988	Scott Schwedes	24	230	9.6	36	0
1989	Scott Schwedes	18	210	11.7	70t	1
1990	+Tony Martin	26	140	5.4	35	0
1991	+Scott Miller	28	248	8.9	32	0
1992	Scott Miller	24	175	7.3	19	0

KICKOFF RETURNS

YEAR	PLAYER	NO.	YDS.	AVG.	LONG	TD
1966	+Joe Auer	28	698	24.9	95t	1
1967	Bob Neff	15	351	23.4	69	0
1968	Gene Milton	18	408	22.7	74	0
1969	+Mercury Morris	43	1136	26.4	105t	1
1970	Mercury Morris	28	812	29.0	96t	1
1971	Mercury Morris	15	423	28.2	94t	1
1972	Mercury Morris	14	334	23.9	33	0
1973	Charlie Leigh	9	251	27.9	51	0
1974	+Nat Moore	22	587	26.7	40	0
1975	+Freddie Solomon	17	348	20.5	31	0
1976	+Durriel Harris	17	559	32.9	69	0
1977	Gary Davis	14	414	29.6	73	0
1978	Durriel Harris	29	657	22.7	53	0
1979	+Tony Nathan	45	1016	22.6	43	0
1980	Don Bessillieu	40	890	22.3	87	0
1981	+Fulton Walker	38	932	24.5	90t	1
1982	Fulton Walker	20	433	21.7	32	0
1983	Fulton Walker	36	962	26.7	78	0
1984	Fulton Walker	29	617	21.3	41	0
1985	+Lorenzo Hampton	45	1020	22.7	46	0
1986	+Craig Ellis	25	541	21.6	41	0
1987	Lorenzo Hampton	16	304	19.0	32	0
1988	Joe Cribbs	41	863	21.0	44	0
1989	Marc Logan	24	613	25.5	97t	1
1990	Marc Logan	20	367	18.4	35	0
1991	+Aaron Craver	32	615	19.2	49	0
1992	Mike Williams	19	328	17.3	28	0

INTERCEPTIONS

YEAR	PLAYER	NO.	YDS.	AVG.	LONG	TD
1966	+Willie West	8	62	7.8	27	0
1967	Dick Westmoreland	10	127	12.7	29	1
1968	+Dick Anderson	8	230	28.8	96t	1
1969	+Lloyd Mumphord	5	102	20.4	51	0
1970	Dick Anderson	8	191	23.9	86	0
1971	Jake Scott	7	34	4.9	21	0
1972	Jake Scott	5	73	14.6	31	0
1973	Dick Anderson	8	163	20.4	38t	2
1974	Jake Scott	8	75	9.4	30	0
1975	Jake Scott	6	60	10.0	38	0
1976	(four players)		(two interceptions)			
1977	Curtis Johnson	4	35	8.8	19	0
1978	Tim Foley	6	12	2.0	8	0
1979	Neal Colzie	5	86	17.2	56	0
	Gerald Small	5	74	14.8	40	0
1980	Gerald Small	7	46	6.6	22	0
1981	Glenn Blackwood	4	124	31.0	39	0
1982	Don McNeal	4	42	10.5	23	1
1983	William Judson	6	60	10.0	29	0
1984	Glenn Blackwood	6	169	28.2	50	0
1985	Glenn Blackwood	6	36	6.0	17	0
1986	(four players)		(two interceptions)			
1987	Paul Lankford	3	44	14.7	44	0
	Glenn Blackwood	3	17	5.7	17	0
1988	+Jarvis Williams	4	62	15.5	23	0
	William Judson	4	57	14.3	52	0
1989	+Louis Oliver	4	32	8.0	23	0
1990	Louis Oliver	5	87	17.4	35	0
	Jarvis Williams	5	82	16.4	42t	1

PASSING (minimum 150 attempts)

YEAR	PLAYER	G	ATT.	CMP.	YDS.	PCT.	TD	INT.	RATE
1966	Dick Wood	10	230	83	993	36.1	4	14	30.6
1967	+Bob Griese	12	331	166	2005	50.2	15	18	61.6
1968	Bob Griese	13	355	186	2473	52.4	21	16	75.7
1969	Bob Griese	9	252	121	1695	48.0	10	16	56.9
1970	Bob Griese	14	245	142	2019	58.0	12	17	72.1
1971	Bob Griese	14	263	145	2089	55.1	19	9	90.9
1972	Earl Morrall	14	150	83	1360	55.3	11	7	91.0
1973	Bob Griese	13	218	116	1422	53.2	17	8	84.3
1974	Bob Griese	13	253	152	1968	60.1	16	15	80.9
1975	Bob Griese	10	191	118	1693	61.8	14	13	86.6
1976	Bob Griese	13	272	162	2097	59.6	11	12	78.9
1977	Bob Griese	14	307	180	2252	58.6	22	13	87.7
1978	Bob Griese	11	235	148	1791	63.0	11	11	82.4
1979	Bob Griese	14	310	176	2160	56.8	14	16	72.0
1980	+D. Woodley	13	327	176	1850	53.8	14	17	63.1
1981	D. Woodley	15	366	191	2470	52.2	12	13	69.8
1982	D. Woodley	9	179	98	1080	54.7	5	8	63.5
1983	+Dan Marino	11	296	173	2210	58.4	20	6	96.0
1984	Dan Marino	16	564	362	5084	64.2	48	17	108.9
1985	Dan Marino	16	567	336	4137	59.3	30	21	84.1
1986	Dan Marino	16	623	378	4746	60.7	44	23	92.5
1987	Dan Marino	12	444	263	3245	59.2	26	13	89.2
1988	Dan Marino	16	606	354	4434	58.4	28	23	80.8
1989	Dan Marino	16	550	308	3997	56.0	24	22	76.9
1990	Dan Marino	16	531	306	3563	57.6	21	11	82.6
1991	Dan Marino	16	549	318	3970	57.9	25	13	85.8
1992	Dan Marino	16	554	330	4116	59.6	24	16	85.1

PUNT RETURNS

YEAR	PLAYER	NO.	YDS.	AVG.	LONG	TD
1966	+Joe Auer	5	99	19.8	56	0
1967	Abner Haynes	6	37	6.2	20	0
1968	Bob Neff	8	71	8.9	20	0
1969	+Mercury Morris	25	172	6.9	38	0
1970	+Jake Scott	27	290	10.7	77t	1
1971	Jake Scott	33	318	9.6	31	0
1972	Charlie Leigh	22	210	9.5	27	0
1973	Jake Scott	22	266	12.1	33	0
1974	Jake Scott	31	346	11.2	30	0
1975	+Freddie Solomon	26	320	12.3	50t	1
1976	Freddie Solomon	13	205	15.8	79t	1
1977	Freddie Solomon	32	285	8.9	39	0
1978	+Jimmy Cefalo	28	232	8.3	26	0
1979	+Tony Nathan	28	306	10.9	86t	1
1980	Tony Nathan	23	178	7.7	30	0
1981	Tom Vigorito	36	379	10.5	87t	1

1991	Louis Oliver	5	80	16.0	37	0
1992	Louis Oliver	5	200	40.0	103t	1

SCORING*

YEAR	PLAYER	TDs	RUN	REC.	PATs	FGs	PTS.
1966	+Joe Auer	9	5	4	0-0	0-0	54
	+Gene Mingo	0	0	0	23-23	10-22	53
1967	+Booth Lusteg	0	0	0	18-18	7-12	39
	Jack Harper	4	1	3	0-0	0-0	24
1968	Karl Noonan	11	0	11	0-0	0-0	66
	+Jim Keyes	0	0	0	30-30	7-16	51
1969	Karl Kremser	0	0	0	26-27	13-22	65
	Jim Kluck	10	9	1	0-0	0-0	60
1970	Garó Yepremian	0	0	0	31-31	22-29	97
1971	Garó Yepremian	0	0	0	33-33	28-40	117
	Paul Warfield	11	0	11	0-0	0-0	66
1972	Garó Yepremian	0	0	0	43-45	24-37	115
	Mercury Morris	12	12	0	0-0	0-0	72
1973	Garó Yepremian	0	0	0	38-38	25-37	113
	Paul Warfield	11	0	11	0-0	0-0	66
1974	Garó Yepremian	0	0	0	43-43	8-15	67
	Larry Csonka	9	9	0	0-0	0-0	54
1975	Garó Yepremian	0	0	0	40-46	13-16	79
	Don Nottingham	12	12	0	0-0	0-0	72
1976	Garó Yepremian	0	0	0	29-31	16-23	77
1977	Nat Moore	13	1	12	0-0	0-0	78
	Garó Yepremian	0	0	0	37-41	10-22	67
1978	Garó Yepremian	0	0	0	41-45	19-23	98
	Nat Moore	10	0	10	0-0	0-0	60
1979	+Uwe von Schamann	0	0	0	36-40	21-29	99
	Larry Csonka	13	12	1	0-0	0-0	78
1980	Uwe von Schamann	0	0	0	32-32	14-23	74
	Nat Moore	7	0	7	0-0	0-0	42
1981	Uwe von Schamann	0	0	0	37-38	24-31	109
1982	Uwe von Schamann	0	0	0	21-22	15-20	66
	Andra Franklin	7	7	0	0-0	0-0	42
1983	Uwe von Schamann	0	0	0	45-48	18-27	99
	Mark Duper	10	0	10	0-0	0-0	60
1984	Mark Clayton	18	0	18	0-0	0-0	108
	Uwe von Schamann	0	0	0	66-70	9-19	93
1985	+Fuad Reveiz	0	0	0	50-52	22-27	116
	+Ron Davenport	13	11	2	0-0	0-0	78
1986	Fuad Reveiz	0	0	0	52-55	14-22	94
	Lorenzo Hampton	12	9	3	0-0	0-0	72
1987	Fuad Reveiz	0	0	0	28-30	9-11	55
	Mark Duper	8	0	8	0-0	0-0	48
1988	Mark Clayton	14	0	14	0-0	0-0	84
	Fuad Reveiz	0	0	0	31-32	8-12	55
1989	+Pete Stoyanovich	0	0	0	38-39	19-26	95
	Mark Clayton	9	0	9	0-0	0-0	54
1990	Pete Stoyanovich	0	0	0	37-37	21-25	100
	Sammie Smith	9	8	1	0-0	0-0	54
1991	Pete Stoyanovich	0	0	0	28-29	31-37	121
	Mark Clayton	12	0	12	0-0	0-0	72
1992	Pete Stoyanovich	0	0	0	34-36	30-37	124

* In years where only one player is listed, several players were tied with same point total.

TACKLES

YEAR	PLAYER	G	SOLO	ASST.	TOTAL
1966	Willie West	14	95		118
1967	Wahoo McDaniel	14	69	23	118
1968	Frank Emanuel	14	82	37	119
1969	Nick Buoniconti	13	79	35	114
1970	Nick Buoniconti	14	96	49	145
1971	Nick Buoniconti	14	86	40	126
1972	Nick Buoniconti	14	72	74	146
1973	Nick Buoniconti	13	91	71	162
1974	Bob Matheson	14	71	32	103
1975	+Steve Towle	12	90	74	164
1976	Steve Towle	13	131	86	217
1977	Steve Towle	16	75	63	138
1978	Rusty Chambers	16	85	66	151

390

1979	Rusty Chambers	16	80	98	178
1980	Bob Baumhower	16	88	47	135
1981	Earnie Rhone	16	120	51	171
1982	Earnie Rhone	9	62	20	82
1983	Bob Brudzinski	16	73	31	104
1984	Mark Brown	16	59	18	77
1985	Mark Brown	15	78	18	96
1986	+John Offerdahl	15	109	26	135
1987	Jackie Shipp	12	63	16	79
1988	John Offerdahl	16	99	18	117
1989	Barry Krauss	16	100	19	119
1990	John Offerdahl	16	98	18	116
1991	Louis Oliver	16	73	15	88
1992	Bryan Cox	16	84	43	127

SACKS

1968: Mel Branch, 11.0; 1969: Bill Stanfill, 8.0; 1970: Bill Stanfill, 6.0; 1971: Manny Fernandez, 8.0; 1972: Vern Den Herder, 10.5; 1973: Bill Stanfill, 18.5; 1974: Bill Stanfill, 10.0; 1975: Vern Den Herder, 11.0; 1976: Don Reese and Bill Stanfill, 4.0; 1977: +A.J. Duhe, 7.0; 1978: Vern Den Herder, 11.0; 1979: Vern Den Herder, 9.0; 1980: Kim Bokamper and A.J. Duhe, 5.5; 1981: Bob Baumhower, 9.0; 1982: Bob Brudzinski, 4.5; 1983: Doug Betters, 16.0; 1984: Doug Betters, 14.0; 1985: Mike Charles, 7.0; 1986: Mark Brown, 5.0 (47 yards); 1987: T.J. Turner, 4.0 (34 yards); 1988: T.J. Turner, 5.0 (22 yards); 1989: Jeff Cross, 10.0 (94 yards); 1990: Jeff Cross, 11.5 (95.5 yards); 1991: Jeff Cross 7.0 (60 yards); 1992: Bryan Cox 14.0 (115 yards).

+ Rookie or first-year player



DOLPHIN FACT

In home openers, Miami is 21-5-1 (.796). In road openers, the Dolphins are 13-13-1 (.500).



391

DOLPHINS OFFENSE YEAR-BY-YEAR

YEAR	PLAYS	FIRST DOWNS	RUSH YARDS	PASS YARDS	TOTAL YARDS	NFL RANK* T-R-P	TOTAL POINTS
1966	884	200	1410	2048	3458	22-21-19	213
1967	847	212	1323	2336	3659	17-18-17	219
1968	892	247	1704	2402	4106	12-15-11	276
1969	878	224	1513	2077	3590	23-23-21	233
1970	827	228	2082	1957	4039	11- 3-20	297
1971	804	232	2429	1983	4412	5- 1-19	315
1972	893	291	2960	2076	5036	1- 1-16	385
1973	776	215	2521	1582	4103	9- 3-21	343
1974	884	272	2191	2084	4275	11- 4-16	327
1975	896	266	2500	2009	4509	11- 4-20	357
1976	874	267	2118	2268	4386	13-13-10	263
1977	866	267	2366	1961	4327	10- 5-16	313
1978	954	270	2366	2469	4835	13-11-15	372
1979	1006	297	2187	2763	4950	16-17-14	341
1980	1015	284	1876	2688	4564	26-17-24	266
1981	1063	306	2173	3149	5322	16-10-16	345
1982	582	165	1344	1314	2658	19- 3-27	198
1983	1033	314	2150	3045	5195	16-13-19	389
1984	1070	387	1918	5018	6936	1-16- 1	513
1985	1039	361	1729	4114	5843	6-18- 2	428
1986	1011	351	1545	4779	6324	2-25- 1	430
1987	1005	331	1662	3876	5538	4-23- 1	362
1988	963	321	1205	4516	5721	5-28- 1	319
1989	1011	311	1330	4216	5546	7-27- 3	331
1990	975	303	1535	3512	5047	14-22- 5	336
1991	970	312	1352	3889	5241	7-25- 3	343
1992	998	316	1525	3975	5500	5-24- 2	340

*1966-69 are AFL-NFL combined rankings

DOLPHINS DEFENSE YEAR-BY-YEAR

YEAR	PLAYS	FIRST DOWNS	RUSH YARDS	PASS YARDS	TOTAL YARDS	NFL RANK* T-R-P	TOTAL POINTS
1966	857	237	1510	3101	4611	19- 7-22	362
1967	843	269	2145	2835	4980	22-25-17	407
1968	808	240	2172	2712	4884	23-22-20	355
1969	851	206	1489	2637	4126	10- 9-16	332
1970	808	226	1453	2551	4004	14- 7-22	228
1971	800	214	1661	2000	3661	5- 8- 6	174
1972	770	186	1548	1749	3297	1- 3- 5	171
1973	878	195	1991	1290	3281	3-12- 1	150
1974	807	208	1624	2182	3806	8- 7-16	216
1975	858	224	1768	2021	3789	6- 5- 6	222
1976	892	268	2411	2670	5081	26-22-28	264
1977	901	227	1749	2233	3982	16- 6-24	197
1978	1021	298	2261	2908	5169	23-16-26	254
1979	938	238	1702	2737	4439	4- 2-12	257
1980	1062	309	2018	3206	5224	14-15-15	305
1981	1039	296	2032	3331	5363	15-14-19	275
1982	548	147	1285	1027	2312	1-24- 1	131
1983	992	288	2037	3002	5139	7-13- 8	250
1984	1051	314	2155	3265	5420	19-22-14	298
1985	1033	314	2256	3511	5767	23-23-22	320
1986	1058	337	2493	3557	6050	26-27-22	405
1987	1013	314	2198	3247	5445	26-25-21	335
1988	1072	359	2506	3275	5781	26-26-14	380
1989	1045	337	2153	3543	5696	24-25-18	379
1990	968	268	1831	2716	4547	7-16- 3	242
1991	1019	327	2301	3105	5406	25-27-12	349
1992	976	273	1600	2983	4583	10- 6-14	281

*1966-69 are AFL-NFL combined rankings

392

DOLPHINS' 10 LARGEST MARGINS

... OF VICTORY

MARGIN	SCORE	DATE	OPPONENT
1.	52 points	52-0	11/12/72 NEW ENGLAND
2.	44 points	44-0	11/11/73 BALTIMORE
3.	43 points	43-0	10/19/75 at N.Y. Jets
4.	42 points	42-0	9/10/78 at Baltimore
	42 points	45-3	11/24/86 N.Y. JETS
	42 points	42-0	10/11/87 KANSAS CITY
7.	41 points	55-14	11/24/77 at St. Louis
8.	38 points	45-7	12/20/70 BUFFALO
	38 points	41-3	10/17/71 NEW ENGLAND
10.	37 points	37-0	11/20/83 BALTIMORE
	37 points	44-7	9/23/84 INDIANAPOLIS

... OF DEFEAT

MARGIN	SCORE	DATE	OPPONENT
1.	45 points	48-3	9/28/68 KANSAS CITY
2.	41 points	41-0	10/8/67 at Kansas City
3.	35 points	35-0	11/1/70 at Baltimore
	35 points	42-7	10/13/91 at Kansas City
5.	34 points	58-24	9/18/66 at Buffalo
	34 points	44-10	10/2/66 at San Diego
	34 points	34-0	10/12/80 at New England
8.	32 points	39-7	10/1/89 at Houston
9.	31 points	41-10	10/15/67 at Boston
	31 points	41-10	12/23/67 HOUSTON

DOLPHINS HOME & AWAY

YEAR	HOME	PCT.	ROAD	PCT.	OVERALL	PCT.
1966	2-5	.286	1-6	.143	3-11	.214
1967	4-3	.571	0-7	.000	4-10	.286
1968	1-5-1	.214	4-3	.571	5-8-1	.393
1969	2-3-1	.417	1-7*	.125	3-10-1	.250
1970	6-1	.857	4-3	.571	10-4	.714
1971	6-1	.857	4-2-1	.643	10-3-1	.750
1972	7-0	1.000	7-0	1.000	14-0	1.000
1973	7-0	1.000	5-2	.714	12-2	.857
1974	7-0	1.000	4-3	.571	11-3	.786
1975	5-2	.714	5-2	.714	10-4	.714
1976	3-4	.429	3-4	.429	6-8	.429
1977	6-1	.857	4-3	.571	10-4	.714
1978	7-1	.875	4-4	.500	11-5	.688
1979	6-2	.750	4-4	.500	10-6	.625
1980	5-3	.625	3-5	.375	8-8	.500
1981	6-1-1	.813	5-3	.625	11-4-1	.719
1982	4-0	1.000	3-2	.600	7-2	.778
1983	7-1	.875	5-3	.625	12-4	.750
1984	7-1	.875	7-1	.875	14-2	.875
1985	8-0	1.000	4-4	.500	12-4	.750
1986	4-4	.500	4-4	.500	8-8	.500
1987	4-3	.571	4-4	.500	8-7	.533
1988	4-4	.500	2-6	.250	6-10	.375
1989	4-4	.500	4-4	.500	8-8	.500
1990	7-1	.875	5-3	.625	12-4	.750
1991	5-3	.625	3-5	.375	8-8	.500
1992	6-2	.750	5-3	.625	11-5	.688
TOTALS	140-55-3	.715	104-97-1	.517	244-152-4	.615

*Includes 38-23 loss to Boston at Tampa

393

DOLPHINS MONTH-BY-MONTH

(Regular Season)

YEAR	SEPT.	OCT.	NOV.	DEC.	RECORD
1966	0-3	2-2	0-4	1-2	3-11
1967	1-1	0-4	1-3	2-2	4-10
1968	0-3	2-1-1	2-2	1-2	5-8-1
1969	0-3	1-2-1	1-4	1-1	3-10-1
1970	1-1	3-1	3-2	3-0	10-4
1971	1-0-1	4-1	4-0	1-2	10-3-1
1972	2-0	5-0	4-0	3-0	14-0
1973	2-1	4-0	4-0	2-1	12-2
1974	2-1	3-1	3-1	3-0	11-3
1975	1-1	4-0	2-2	3-1	10-4
1976	2-1	2-3	1-3	1-1	6-8
1977	2-0	3-2	3-1	2-1	10-4
1978	2-2	4-1	2-2	3-0	11-5
1979	4-1	2-2	3-2	1-1	10-6
1980	3-1	1-3	2-3	2-1	8-8
1981	4-0	1-2-1	2-2	4-0	11-4-1
1982	2-0	0-0	1-1	4-1*	7-2
1983	3-1	3-2	3-1	3-0	12-4
1984	5-0	4-0	3-1	2-1	14-2
1985	3-1	2-2	3-1	4-0	12-4
1986	1-3	2-2	3-2	2-1	8-8
1987	1-1	1-3	3-2	3-1	8-7
1988	1-3	4-1	0-4	1-2	6-10
1989	1-2	3-2	3-1	1-3	8-8
1990	3-1	3-0	3-1	3-2	12-4
1991	2-3	1-2	3-1	2-2	8-8
1992	3-0	3-1	2-3	3-1	11-5
TOTALS	52-34-1	67-40-3	64-49	61-29	244-152-4

* Includes January 2, 1983, 34-7 win at Baltimore

PRIME TIME DOLPHINS

YEAR	DATE	OPPONENT	SCORE	ATTEN- DANCE
1970	Mon., Nov. 30	at Atlanta	20-7 W	54,036
1971	Mon., Nov. 29	CHICAGO	34-3 W	75,061
1972	Mon., Nov. 27	ST. LOUIS	31-10 W	76,801
1973	Mon., Oct. 15	at Cleveland	17-9 W	72,070
1973	Mon., Dec. 3	PITTSBURGH	30-26 W	68,901
1974	Mon., Oct. 7	N.Y. JETS	21-17 W	61,527
1974	Mon., Dec. 2	CINCINNATI	24-3 W	71,962
1975	Mon., Sept. 22	OAKLAND	21-31 L	78,744
1975	Mon., Dec. 1	NEW ENGLAND	20-7 W	61,963
1976	Mon., Sept. 13	at Buffalo	30-21 W	77,683
1976	Mon., Nov. 22	BALTIMORE	16-17 L	62,104
1977	Mon., Dec. 5	BALTIMORE	17-6 W	68,977
1978	Mon., Oct. 9	CINCINNATI	21-0 W	54,729
1978	Mon., Nov. 20	at Houston	30-35 L	50,290
1978	Mon., Dec. 18	NEW ENGLAND	23-3 W	72,071
1979	Mon., Oct. 8	at Oakland	3-13 L	52,419
1979	Mon., Nov. 5	HOUSTON	6-9 L	70,273
1979	Thur., Nov. 29	NEW ENGLAND	39-24 W	69,174
1980	Mon., Oct. 27	at N.Y. Jets	14-17 L	53,046
1980	Thur., Nov. 20	SAN DIEGO	24-27 L (OT)	63,013
1980	Mon., Dec. 8	NEW ENGLAND	16-13 W (OT)	63,292
1981	Thur., Sept. 10	PITTSBURGH	30-10 W	74,190
1981	Mon., Oct. 12	at Buffalo	21-31 L	78,576
1981	Mon., Nov. 30	PHILADELPHIA	13-10 W	67,797
1982	Mon., Nov. 29	at Tampa Bay	17-23 L	54,854
1982	Mon., Dec. 27	BUFFALO	27-10 W	73,924

394

1983	Mon., Sept. 19	at L.A. Raiders	14-27 L	57,796
1983	Mon., Nov. 28	CINCINNATI	38-14 W	74,506
1983	Fri., Dec. 16	N.Y. JETS	34-14 W	59,975
1984	Mon., Sept. 17	at Buffalo	21-17 W	65,455
1984	Mon., Nov. 26	N.Y. JETS	28-17 W	74,884
1984	Mon., Dec. 17	DALLAS	28-21 W	74,139
1985	Mon., Oct. 14	at N.Y. Jets	7-23 L	73,807
1985	Mon., Dec. 2	CHICAGO	38-24 W	75,594
1985	Mon., Dec. 16	NEW ENGLAND	30-27 W	69,489
1986	Mon., Nov. 10	at Cleveland	16-26 L	77,949
1986	Mon., Nov. 24	N.Y. JETS	45-3 W	70,206
1986	Mon., Dec. 22	NEW ENGLAND	27-34 L	74,516
1987	Sun., Nov. 22	at Dallas	20-14 W	56,519
1987	Mon., Dec. 7	N.Y. JETS	37-28 W	62,592
1987	Sun., Dec. 20	WASHINGTON	23-21 W	65,715
1987	Mon., Dec. 28	NEW ENGLAND	10-24 L	61,192
1988	Mon., Nov. 14	BUFFALO	6-31 L	67,091
1988	Sun., Nov. 20	NEW ENGLAND	3-6 L	53,526
1988	Mon., Dec. 12	CLEVELAND	38-31 W	61,884
1989	Sun., Dec. 10	NEW ENGLAND	31-10 W	55,918
1990	Thur., Oct. 18	NEW ENGLAND	17-10 W	62,630
1990	Mon., Nov. 19	L.A. RAIDERS	10-13 L	70,553
1990	Sun., Dec. 9	PHILADELPHIA	23-20 W (OT)	67,034
1991	Sun., Nov. 10	NEW ENGLAND	30-20 W	56,065
1991	Mon., Nov. 18	BUFFALO	27-41 L	71,062
1991	Mon., Dec. 9	CINCINNATI	37-13 W	60,616
1992	Mon., Sept. 14	at Cleveland	27-23 W	74,765
1992	Mon., Nov. 16	BUFFALO	20-26 L	70,629
1992	Mon., Dec. 14	L.A. RAIDERS	20-7 W	67,098
1992	Sun., Dec. 20	N.Y. JETS	19-17 W	68,275

TOTALS: 27-17 Monday Night (22-9 home, 5-8 road); 10-2 Other (9-2 home, 1-0 road)

DOLPHINS' 10 LARGEST CROWDS

HOME (Joe Robbie Stadium, 1987-92)

ACTUAL ATTENDANCE	DATE	OPPONENT	RESULT
1. 72,703	1/17/93	Buffalo	10-29 L
2. 71,224	1/10/93	San Diego	31-0 W
3. 71,062	11/18/91	Buffalo	27-41 L
4. 70,629	11/16/92	Buffalo	20-26 L
5. 70,553	11/19/90	L.A. Raiders	10-13 L
6. 69,678	10/7/90	N.Y. Jets	20-16 W
7. 69,636	12/22/91	N.Y. Jets	20-23 L
8. 68,633	10/14/92	Atlanta	21-17 W
9. 68,292	10/23/88	N.Y. Jets	30-44 L
10. 68,275	12/20/92	N.Y. Jets	19-17 W

HOME (Orange Bowl, 1966-86)

ACTUAL ATTENDANCE	DATE	OPPONENT	RESULT
1. 78,939	1/2/72	Baltimore	21-0 W
2. 78,914	11/19/72	N.Y. Jets	28-24 W
3. 78,744	9/22/75	Oakland	21-31 L
4. 78,196	12/24/72	Cleveland	20-14 W
5. 77,596	10/15/72	San Diego	24-10 W
6. 76,801	11/27/72	St. Louis	31-10 W
7. 76,696	12/16/72	Baltimore	16-0 W
8. 76,029	1/6/85	Pittsburgh	45-28 W
9. 75,770	12/23/73	Cincinnati	34-16 W
10. 75,594	12/2/85	Chicago	38-24 W

395

ROAD

ACTUAL ATTENDANCE	DATE	OPPONENT	RESULT
1. 103,667	1/30/83	*Washington (at Pasadena)	17-27 L
2. 85,462	1/14/73	*Washington (at L.A.)	14-7 W
3. 84,059	1/20/85	*San Francisco (at Stanford)	16-38 L
4. 80,591	1/16/72	*Dallas (at New Orleans)	3-24 L
5. 80,374	11/18/79	Cleveland	24-30 L
6. 80,368	10/4/92	Buffalo	37-10 W
7. 80,252	9/1/91	Buffalo	31-35 L
8. 80,235	12/23/90	Buffalo	14-24 L
9. 80,208	10/29/89	Buffalo	17-31 L
10. 79,829	9/17/72	Kansas City	20-10 W

*Super Bowl

1977	339,698	48,528	383,253	54,750	722,951
1978	465,251	58,156	421,856	52,732	887,107
1979	455,137	56,892	475,116	59,390	930,253
1980	384,829	48,104	439,024	54,878	823,853
1981	489,292	61,161	459,962	57,495	949,254
1982	238,951	59,738	205,948	43,390	444,899
1983	487,939	60,992	451,995	56,499	939,934
1984	524,874	65,609	471,050	58,883	995,924
1985	542,228	67,812	491,990	61,499	1,034,218
1986	467,288	58,411	529,603	66,200	996,891
1987	394,672	56,382	392,118	49,015	786,790
1988	469,277	58,660	470,234	58,779	939,511
1989	447,663	55,958	481,003	60,125	928,666
1990	510,359	63,794	508,113	63,514	1,018,472
1991	476,858	59,607	496,006	62,001	972,864
1992	512,576	64,072	505,503	63,188	1,018,079

7 home, 7 away from 1966-1977; 8 home, 8 away from 1979-1981, 1983-86, 1988-92; 4 home, 5 away in 1982; 7 home, 8 away in 1987

ATTENDANCE

TICKETS DISTRIBUTED, REGULAR SEASON

YEAR	HOME TOTAL	HOME AVERAGE	ROAD TOTAL	ROAD AVERAGE	TICKETS DIST.
1966	178,855	25,551	237,430	33,918	416,285
1967	189,840	27,120	239,175	34,167	429,105
1968	209,741	29,963	237,849	33,978	447,590
1969	226,348	32,335	264,191	37,741	490,539
1970	413,422	59,060	334,422	47,774	747,844
1971	464,658	66,380	403,174	57,596	867,832
1972	544,162	77,737	414,056	59,151	958,218
1973	551,000	78,714	474,400	67,771	1,025,400
1974	537,418	76,774	405,068	57,867	942,486
1975	487,758	69,680	421,918	60,274	909,676
1976	400,109	57,158	426,552	60,936	826,661
1977	369,118	52,731	404,029	57,718	773,147
1978	488,068	61,009	433,205	54,151	921,273
1979	498,080	62,260	495,856	61,982	993,936
1980	422,213	52,777	463,182	57,898	885,395
1981	512,645	64,081	465,155	58,144	977,800
1982	243,095	60,774	235,044	47,008	478,139
1983	516,953	64,619	490,497	61,312	1,007,450
1984	542,098	67,762	488,463	61,053	1,030,561
1985	560,447	70,055	513,099	64,137	1,073,546
1986	538,683	67,335	556,232	69,529	1,094,915
1987	476,610	68,087	451,943	56,493	928,553
1988	535,851	66,981	533,744	66,178	1,069,595
1989	492,455	61,557	504,448	63,056	996,903
1990	532,931	66,616	524,356	65,545	1,057,287
1991	507,935	63,492	527,132	65,892	1,035,067
1992	543,995	67,999	539,319	67,415	1,083,314

7 home, 7 away from 1966-1977; 8 home, 8 away from 1979-1981, 1983-86, 1988-92; 4 home, 5 away in 1982; 7 home, 8 away in 1987

ACTUAL, REGULAR SEASON

YEAR	HOME TOTAL	HOME AVERAGE	ROAD TOTAL	ROAD AVERAGE	ALL ACTUAL
1966	182,428	26,061	243,269	34,753	425,697
1967	202,849	28,978	255,143	36,449	457,992
1968	215,980	30,854	252,271	36,042	468,251
1969	242,815	34,688	269,510	38,503	512,325
1970	440,141	62,877	348,918	49,845	789,059
1971	454,388	64,913	413,194	59,028	867,582
1972	532,005	76,001	421,503	60,215	953,508
1973	442,482	63,212	437,631	62,519	880,113
1974	457,768	65,395	398,968	56,995	856,736
1975	453,353	64,765	401,222	57,317	854,575
1976	358,817	51,260	414,553	59,222	773,370

396

SEASON TICKETS, PRESEASON

YEAR	SEASON TICKETS	PRESEASON HOME	PRESEASON ROAD	PRESEASON TOTAL
1966	12,503	1- 36,366	3- 55,154	4- 91,520
1967	13,050	2- 86,693	3- 39,414	5-126,107
1968	14,924	3-145,257	2- 27,003	5-172,260
1969	17,478	3-140,514	3- 67,759	6-208,273
1970	26,161	4-246,176	2- 46,008	6-292,184
1971	44,834	4-237,753	2- 92,344	6-330,097
1972	69,303	3-222,821	3-161,100	6-383,921
1973	74,961	4-313,411	2-104,550	6-417,961
1974	67,322	3-193,442	3-157,681	6-351,123
1975	49,026	4-213,186	2-107,190	6-320,376
1976	44,494	2-102,338	4-227,598	6-329,936
1977	34,838	2- 81,517	4-218,777	6-300,294
1978	41,456	2- 97,461	*3-142,278	5-239,739
1979	41,140	2- 94,095	2-118,327	4-212,422
1980	38,385	2- 83,331	2-115,230	4-198,561
1981	37,574	2- 82,792	2-102,272	4-185,064
1982	39,208	2- 91,938	2-115,581	4-207,519
1983	42,039	1- 38,735	3-160,308	4-199,043
1984	43,187	1- 46,705	3-147,125	4-193,830
1985	46,435	2- 78,686	2- 78,501	4-157,187
1986	50,729	2- 96,581	2-104,500	4-201,081
1987	† 52,923	2-129,687	2-113,016	4-242,703
1988	† 43,961	2-101,065	‡3-152,384	5-253,449
1989	† 35,289	2- 92,833	2-108,150	4-200,983
1990	45,570	2- 89,586	2-108,853	4-198,439
1991	47,148	2- 94,038	‡3-175,064	5-269,102
1992	43,846	2- 92,939	‡3-183,934	5-276,873

* includes 18,355 in Hall of Fame game at Canton, Ohio.

† does not include club seats or seats in executive suites

‡ includes 70,535 in American Bowl game in London, England

includes 51,122 in American Bowl game in Tokyo, Japan

‡ includes 60,813 in American Bowl game in Berlin



DOLPHIN FACT

The Dolphins are 16-12 in the playoffs (all under Don Shula) and Shula owns an overall playoff record of 18-15. The Dolphins own a record of 2-2 in AFC First-Round Playoffs, 7-5 in Divisional Playoffs, 5-2 in AFC Championships and 2-3 in Super Bowls. In the playoffs, Miami is 12-5 at home, 2-4 on the road and 2-3 on neutral sites.

397

HISTORICAL HIGHLIGHTS

1965

- March 3 - Minneapolis lawyer Joseph Robbie meets AFL Commissioner Joe Foss in Washington, and Foss advises Robbie to apply for an expansion franchise in Miami.
- May 6 - Joseph Robbie meets Miami Mayor Robert King High to ascertain the availability of the Orange Bowl stadium, and the mayor agrees to invite the AFL to Miami.
- June 7 - AFL Executive Committee votes to expand in 1966 at a meeting in Monmouth Park, N.J.
- Aug. 16 - AFL awards its first expansion franchise to Joseph Robbie and television star Danny Thomas for \$7.5 million.
- Nov. 27 - Miami picks Kentucky QB Rick Norton and Illinois RB Jim Grabowski in first round of AFL's college draft. Tulsa WR Howard Twilley is selected in 12th round.
- Dec. 16 - Miami Dolphins, Ltd. organizes as a Florida limited partnership. Joseph Robbie becomes Managing General Partner and Danny Thomas Sports, Inc., becomes the other general partner.

1966

- Jan. 15 - Miami picks 31 players from eight teams in AFL expansion draft. One of the draftees, T Norm Evans of Houston, would play 10 seasons at right tackle.
- Jan. 29 - George Wilson becomes first head coach after eight years coaching the Detroit Lions (57-46-6 and NFL champions in 1957) and one year as a Washington assistant.
- June 8 - AFL merges into NFL with Pete Rozelle as commissioner. An AFL-NFL championship game is scheduled for the next January followed by a common draft.
- July 5 - Dolphins open first training camp at St. Petersburg Beach as 83 players report.
- Aug. 7 - Training camp moves to St. Andrews School in Boca Raton, Fla.
- Sept. 2 - Joe Auer returns opening kickoff 95 yards for Dolphin TD in first regular-season game, but Oakland wins, 23-14, at Orange Bowl before 26,776 spectators.
- Oct. 16 - Dolphins end string of nine losses (four in pre-season) by defeating Denver, 24-7, with a George Wilson, Jr. screen pass to Billy Joe turning into a 67-yard TD. Only 23,393 spectators were at Orange Bowl.
- Dec. 18 - QB John Stofa passes for four TDs, capped by 14-yard strike to Joe Auer with 38 seconds remaining, for 29-28 victory over Houston at Orange Bowl before 20,045 spectators.

1967

- March 14 - Miami picks Purdue QB Bob Griese in first round of common draft. Griese is the fourth player selected.
- June 1 - Joseph Robbie and W. H. Keland purchase the interest of Danny Thomas and agree to equalize present holdings in Miami Dolphins, Ltd., whenever either acquires outside holdings.
- Aug. 19 - Record crowd of 50,822 sees first interleague game, which Atlanta wins, 27-17.
- Sept. 17 - QB John Stofa breaks his right ankle shortly after scoring a TD, and rookie Bob Griese directs 35-21 victory over Denver at Orange Bowl. RB Abner Haynes gains 151 yards in season opener. Griese throws 68-yard TD pass to Joe Auer.
- Nov. 26 - Dolphins end eight-game losing streak by defeating Buffalo, 17-14, on a fourth-down, 31-yard TD pass from Bob Griese to Howard Twilley with 1:01 remaining.
- Dec. 27 - Miami trades QB John Stofa to expansion club Cincinnati for 1968 draft picks in first and second rounds.

1968

- Jan. 30 - Miami picks Syracuse FB Larry Csonka in first round of draft. Csonka is the eighth player selected.
- Aug. 17 - Dolphins gain first interleague victory, 23-7 over Philadelphia at Orange Bowl.
- Aug. 31 - AFL-record crowd of 68,125 at Orange Bowl sees Coach Don Shula's Baltimore Colts win interleague game, 22-13. WR Jack Clancy (67 catches as rookie) injures left knee, putting him out for season.
- Nov. 24 - Rookie strong safety Dick Anderson returns interception 96 yards for TD in 34-10 victory over Boston at Fenway Park.
- Dec. 8 - QB Bob Griese sets then-club records with 2,473 yards, 186 completions and 21 TDs for season after directing 38-7 victory over Boston at Orange Bowl. Griese misses final game due to bruised knee.

1969

- Jan. 28 - Miami picks Georgia DE Bill Stanfill in first round of draft. Stanfill is the 11th player selected.
- March 24 - Miami obtains all-time AFL middle linebacker Nick Buoniconti from Boston in trade for QB Kim Hammond and LB John Bramlett.
- May 10 - Pro football realignment for 1970 places Dolphins in AFC East with Boston, Buffalo, New York Jets and NFL's Baltimore.
- May 16 - Joseph Robbie becomes majority owner of Dolphins when he is joined by five Miami businessmen in purchasing the interest of W. H. Keland.
- July 2 - Miami obtains G Larry Little, a native of Miami, from San Diego in trade for CB Mack Lamb.
- Sept. 14 - QB Bob Griese passes for a then-record 327 yards and rookie Mercury Morris returns kickoff 105 yards for TD, but Dolphins lose season opener, 27-21 at Cincinnati.
- Oct. 26 - Dolphins notch first victory after 0-4-1 start as LB Nick Buoniconti helps restrict rookie O.J. Simpson to 12 yards on 10 carries. Miami wins 24-6 over Buffalo at Orange Bowl.
- Nov. 9 - Only 8,374 spectators brave a downpour at Boston College and FB Larry Csonka splashes 54 yards for TD in 17-16 victory over Patriots. QB Bob Griese injures right knee, putting him out for final five games.

1970

- Jan. 27 - Miami obtains WR Paul Warfield from Cleveland in trade for 1970 first-round draft pick.
- Feb. 18 - Don Shula, 40, becomes head coach and vice president after seven years coaching the Baltimore Colts (71-23-4). He succeeds George Wilson, who coached the Dolphins for four years (15-39-2).
- April 11 - Dolphins join scouting combine BLESTO-V.
- April 13 - NFL Commissioner Pete Rozelle gives the Dolphins' 1971 first-round draft pick to Baltimore as compensation for loss of Don Shula.
- April 20 - Don Shula completes coaching staff with Mike Scarry (defensive line), Monte Clark (offensive line), Bill Arnsparger (defensive coordinator), Howard Schnellenberger (offensive coordinator), Carl Taseff (offensive backs) and holdover Tom Keane (defensive backs).
- April 25 - Don Shula meets 47 players for indoctrination camp at University of Miami.
- July 12 - Rookies report to new training headquarters at Biscayne College in North Miami.
- Aug. 29 - Record crowd of 76,712 sees fourth consecutive pre-season victory, 20-13 over Baltimore.
- Oct. 3 - Dolphins post first-ever victory over Oakland, 20-13, as WR Paul Warfield catches two TD passes.

- Oct. 10 - Dolphins post first-ever victory over New York Jets, 20-6, and QB Joe Namath (93-161 for 1,506 yards and 12 TDs in eight previous meetings), 20-6.
- Nov. 22 - Dolphins reverse a 35-0 loss by defeating Baltimore, 34-17 at Orange Bowl, as free safety Jake Scott returns punt 77 yards for TD.
- Dec. 20 - Dolphins extend winning streak to six games and clinch playoff berth with 45-7 victory over Buffalo at Orange Bowl.

1971

- Sept. 1 - Miami obtains LB Bob Matheson from Cleveland in trade for 1972 second-round pick and Matheson later becomes key to the 53 Defense.
- Oct. 17 - QB Bob Griese sets NFL record with three consecutive passes for TDs in first quarter of 41-3 victory over New England at Orange Bowl.
- Nov. 7 - Dolphins post first-ever shutout, 34-0 over Buffalo at Orange Bowl, although Bills gained 364 yards.
- Nov. 14 - QB Bob Griese, despite illness, rallies Dolphins from 21-3 deficit to a 24-21 victory over Pittsburgh at Orange Bowl with record 86-yard TD pass to Paul Warfield.
- Dec. 19 - Record regular-season crowd of 74,215 paid sees Dolphins win AFC East title by defeating Green Bay, 27-6. FB Larry Csonka becomes club's first 1,000-yard rusher with 1,051 yards, and placekicker Garo Yepremian leads NFL with 117 points.
- Dec. 25 - Dolphins win longest game (82 minutes, 40 seconds) in pro football history, 27-24 at Kansas City, as Garo Yepremian kicks 37-yard field goal in second overtime of AFC semifinal playoff.

1972

- Jan. 2 - Dolphins stymie Baltimore, 21-0, for first AFC Championship before 78,629 spectators at Orange Bowl. Colts are scoreless for first time in 97 games and strong safety Dick Anderson returns interception 62 yards for clinching TD.
- Jan. 16 - Dallas rushes for 252 yards in defeating Dolphins 24-3 in Super Bowl VI before 81,035 spectators at Tulane Stadium in New Orleans.
- April 25 - Dolphins claim 16-year pro QB Earl Morrall, age 38, on waivers from Baltimore.
- Oct. 1 - Dolphins end season ticket sale at record 69,303.
- Oct. 15 - QB Earl Morrall replaces injured Bob Griese (broken right leg, dislocated ankle) at Orange Bowl and finishes 24-10 victory over San Diego for 5-0 record.
- Nov. 12 - Don Shula becomes first NFL coach to win 100 regular-season games in 10 seasons as Dolphins smother New England, 52-0, with 501 total yards at Orange Bowl.
- Dec. 16 - Dolphins achieve NFL's first 14-0 regular-season record and break NFL rushing record with 2,960 yards by defeating Baltimore 16-0 at Orange Bowl.
- Dec. 31 - QB Bob Griese comes off bench in 7-7 battle in third quarter after 10-game absence and rallies Dolphins to 21-17 victory at Pittsburgh to repeat as AFC Champions.

1973

- Jan. 14 - Dolphins cap a perfect season in Super Bowl VII at Los Angeles by defeating Washington 14-7 for NFL's first unbeaten, untied record. A 28-yard TD pass from Bob Griese to Howard Twilley and interceptions by LB Nick Buoniconti and safety Jake Scott are key plays.
- April 18 - Dolphins surpass NFL record with 74,961 season ticket sales. Kansas City held old record of 72,855 in 1972.
- Sept. 30 - RB Mercury Morris sets single-game rushing record of 197 yards on 15 carries with three TDs (24, 70, 35) in 44-23 win over New England at Orange Bowl.
- Nov. 11 - Dolphins shut out Baltimore for fourth consecutive time, 44-0, as CB Tim Foley returns two blocked punts for TDs at Orange Bowl.

- Dec. 15 - WR Paul Warfield catches four TD passes (21, 7, 16, 4) from Bob Griese in first half of 34-7 victory over Detroit at Orange Bowl. Dolphins compile best two-year record (26-2) in NFL history.
- Dec. 30 - Dolphins rush for 266 yards in defeating Oakland 27-10 for unprecedented third straight AFC Championship at Orange Bowl.

1974

- Jan. 13 - Dolphins overpower Minnesota 24-7 in Super Bowl VIII at Rice Stadium in Houston for second consecutive NFL Championship. FB Larry Csonka gains 145 yards on 33 carries as Dolphins outscore three playoff foes, 85-33.
- Jan. 20 - Garo Yepremian kicks five field goals for AFC, including 42-yarder with 21 seconds remaining, for 15-13 victory in Pro Bowl at Kansas City.
- March 31 - FB Larry Csonka, WR Paul Warfield and RB Jim Kick sign \$3.3 million package deal in Toronto to play for John Bassett in World Football League.
- July 1 - NFL Players Association declares strike, and Dolphin Managing General Partner Joseph Robbie charges NFLPA with search and destroy mission.
- July 10 - Chicago Tribune Charities cancels July 26 College All-Star Game with Dolphins due to strike.
- July 17 - Seven veterans cross picket line: C Jim Langer, S Jake Scott, TE Jim Mandich, LB Bob Matheson, QB Earl Morrall and RBs Don Nottingham and Mercury Morris.
- Aug. 14 - Strike ends after seven weeks.
- Nov. 17 - Dolphins outlast Buffalo 35-28 at Orange Bowl on 23-yard TD by Don Nottingham with 19 seconds remaining; third time in season that Dolphins score winning points with less than 20 seconds to play.
- Dec. 2 - FB Larry Csonka gains 100 yards for 19th time with 123 yards in 24-3 victory over Cincinnati at Orange Bowl; is Miami's seventh consecutive win on Monday night TV.
- Dec. 15 - Dolphins rally from 24-point deficit to defeat New England 34-27 for 31st consecutive victory (excluding pre-season) at Orange Bowl. QB Earl Morrall passes for 288 yards as Miami closes with 11-3 record.
- Dec. 21 - Raiders spoil Dolphins' bid for third consecutive NFL Championship, 28-26, in AFC semifinal at Oakland on 8-yard TD pass from Ken Stabler to Clarence Davis with 26 seconds remaining.

1975

- Sept. 22 - Winning streak at Orange Bowl stops at 31 games after 31-21 loss to Oakland.
- Oct. 19 - Dolphins intercept Jets' QB Joe Namath six times in 43-0 victory at New York.
- Oct. 22 - World Football League folds after losing \$30 million, but three ex-Dolphins remain under contract to John Bassett.
- Nov. 23 - QB Bob Griese suffers torn tendons in right foot during third quarter of 33-17 loss to Baltimore at Orange Bowl.
- Dec. 7 - Third-string QB Don Strock directs 31-21 victory over Buffalo at Orange Bowl for 12th consecutive win over Bills.
- Dec. 14 - Dolphins suffer 10-7 loss in overtime at Baltimore on 31-yard FG by Toni Linhart and miss qualifying for playoffs for first time in six years under Don Shula.

1976

- Jan. 22 - Prescription Athletic Turf (grass) approved for Orange Bowl stadium at a cost of \$244,500.
- March 30 - Seattle selects Dolphin original T Norm Evans in expansion draft; Tampa Bay selects LBs Bruce Elia and Doug Swift, who retires to enter medical school.
- Sept. 26 - Dolphins face QB Joe Namath of New York Jets for last time and post 16-0 shutout at Orange Bowl.

- Oct. 17 - WR Howard Twilley, last of Dolphin originals, surpasses 3,000 career yards with eight catches for 104 yards in 20-17 overtime loss to Kansas City at Orange Bowl.
- Dec. 5 - WR Freddie Solomon gains 252 yards in three-TD spectacular that includes 79-yard punt return, 53-yard pass play and 59-yard flanker reverse in 45-27 victory over Buffalo Bills at Orange Bowl.

1977

- March 14 - Dolphins agree to 10-year lease for use of Orange Bowl with three-year cancellation notice. New lease doubles rent to \$45,000 per game, but is less than City of Miami's proposed 10 percent of gross ticket sales.
- May 2 - QB Earl Morrall, age 43, who spent five seasons with the Dolphins, retires after a 21-year career. Morrall passed for 20,809 career yards and guided the Dolphins through most of undefeated 1972 season.
- Sept. 11 - QB Bob Griese, forced to wear eyeglasses because of problems with contact lenses, passes for two TDs in 27-21 pre-season victory at New York Giants.
- Nov. 24 - QB Bob Griese becomes first NFL quarterback since 1972 to throw six TD passes in a game, and Dolphins set records of 55 points and 503 yards in 55-14 rout on Thanksgiving Day at St. Louis.
- Dec. 5 - Rookie RB Leroy Harris gallops 77 yards for longest TD run in Dolphin history, capping 17-6 victory over Baltimore at Orange Bowl.
- Dec. 15 - Maxwell Club of Philadelphia names QB Bob Griese as its Pro Player of Year.

1978

- Feb. 17 - Chuck Connor, 40, becomes Director of Player Personnel after three years of scouting for BLESTO. He succeeds Bobby Beathard, who resigned Feb. 7 to become general manager of the Washington Redskins.
- April 17 - Dolphins acquire RB Delvin Williams from San Francisco 49ers in exchange for WR Freddie Solomon, S Vern Roberson and picks in the first and fifth rounds of 1978 draft.
- Aug. 25 - QB Bob Griese suffers torn ligaments in left knee during 24-20 pre-season victory at Tampa Bay, and backup Don Strock guides Dolphins to 5-2 record before Griese returns as starter Oct. 22.
- Nov. 5 - A 17-point blitz in first quarter and five quarterback sacks enable Dolphins to upset defending Super Bowl champion Dallas Cowboys, 23-16 at Orange Bowl.
- Nov. 12 - Delvin Williams becomes first 1,000-yard rusher of 1978 with 144 yards and two TDs in 25-24 triumph at Buffalo, marking 18th straight win over Bills. Williams sets Dolphin record of 1,258 yards rushing in season.
- Dec. 10 - LB Larry Gordon intercepts three passes in 23-6 rout of Oakland Raiders at Orange Bowl to clinch wild-card berth in playoffs.
- Dec. 18 - Garo Yepremian ties NFL record with 16th consecutive field goal, capping 23-3 victory over New England and boosting Dolphins to 11-5 record.

1979

- Jan. 8 - Howard Schnellenberger, receivers and passing game coach, is named head coach at the University of Miami.
- Feb. 22 - FB Larry Csonka, 32, re-signs with Dolphins as a free agent after four-year absence in World Football League (1975) and with NFL's New York Giants (1976-78).
- Oct. 14 - Tony Nathan escapes on record 86-yard punt return for TD as Dolphins defeat Buffalo, 17-7, for 20th consecutive win in series.
- Nov. 29 - QB Bob Griese, benched in favor of Don Strock for second straight game, rallies Dolphins to 26 points in second half for 39-24 victory over New England as FB Larry Csonka scores three TDs.
- Dec. 9 - QB Bob Griese completes 17 of 22 passes for 229 yards in 28-10 win at Detroit which clinches AFC East title.

402

- Dec. 30 - Pittsburgh overpowers Dolphins with 20-point first quarter in 34-14 playoff victory at Pittsburgh, and Steelers eventually win Super Bowl XIV.

1980

- Sept. 5 - Don Shula signs four-year contract through 1983 season, canceling old pact which had one year remaining.
- Sept. 21 - QB Bob Griese wins his 100th game, coming off bench and passing for two TDs in fourth quarter for 20-17 victory at Atlanta.
- Nov. 9 - Rookie QB David Woodley passes for three TDs and runs for another two TDs in stunning 35-14 upset of defending National Conference champion Los Angeles Rams at Anaheim.

1981

- Feb. 5 - Six-time All-Pro guard Larry Little, 35, retires following a 14-year career which included 12 years with the Dolphins. He ended with 152 career starts.
- June 25 - QB Bob Griese, the 14th passer in football history to eclipse 25,000 yards, retires following a 14-year career with the Dolphins. He had presided over 101 of the 135 victories in the club's history (101-62-3) and was consensus All-Pro in 1971 and 1977. The six-time Pro Bowl quarterback held records of 1,926 completions in 3,429 attempts, 25,092 yards and 56.2 percent passing accuracy. He guided Miami to Super Bowl triumphs in 1972 and 1973.
- July 1 - Dolphin linebacker Rusty Chambers is killed in an automobile accident in Hammond, Louisiana.
- Sept. 10 - Rookie Tom Vigorito rambles 87 yards for record punt-return TD as Dolphins crush Pittsburgh 30-10 before 74,190 fans, the largest Orange Bowl crowd since 1975.
- Sept. 27 - Coach and son clash as Shula Bowl I has Don Shula opposed by Baltimore rookie punt returner David Shula. Dolphins outlast Colts 31-28 for fourth straight win in Baltimore.
- Oct. 4 - Wide receiver Nat Moore sets Dolphin record (since broken) with 210 receiving yards (on seven catches) as Miami and New York Jets play to 28-28 tie.
- Nov. 1 - Shula Bowl II, as the Dolphins defeat the Colts and David Shula 27-0 in Miami.
- Nov. 8 - Don Shula captures 200th NFL coaching victory when linebacker Bob Brudzinski intercepts pass in overtime to set up Uwe von Schamann for 30-yard field goal in 30-27 triumph at New England.

1982

- Jan. 2 - Dolphins overcome 24-0 deficit but succumb in overtime, 41-38, to San Diego in highest-scoring playoff game in history. Rolf Benirschke ends four-hour struggle with 29-yard field goal. It is only game in NFL history where two quarterbacks, Miami reliever Don Strock and San Diego star Dan Fouts, both passed for more than 400 yards. Orange Bowl crowd of 73,735 comprised fourth sell-out of season.
- Sept. 21 - NFLPA calls players strike with games not resuming until November 21.
- Dec. 12 - In one of the most bizarre incidents in Miami Dolphin history, a work release parolee (Mark Henderson) cleared a space on the snow-frozen turf at New England's Sullivan Stadium that enabled the Patriots to kick a late fourth-quarter field goal and win the game 3-0 before 25,716 fans.
- Dec. 27 - The incredible record of not having won in 16 years in the Orange Bowl continued as the Dolphins scored 20 unanswered points in the second half to defeat the Buffalo Bills 27-10.

1983

- Jan. 8 - For the first time in nine years, the Dolphins win a playoff game, defeating the New England Patriots 28-13 before 68,842 fans.

403

- Jan. 16 - The Dolphins choke off the San Diego Chargers famed offense and defeat them 34-13 before 71,383 fans. The Chargers were held to only 247 yards in total offense. 203 yards below their league-leading average.
- Jan. 23 - A.J. Duhe sets an AFC playoff record with three interceptions, including one for a 35-yard touchdown romp, as the Dolphins defeat the New York Jets for the third time in one season to win the AFC crown, 14-0.
- Jan. 30 - In Pasadena, California, the Dolphins appear in their fourth Super Bowl, and in spite of leading with only 10 minutes to play, they lose 27-17 to Washington before a sellout crowd of 103,667 and a TV audience estimated at 115 million. Fulton Walker sets a Super Bowl record with a 98-yard kickoff return for a touchdown as he returns four kickoffs for a total of 190 yards.
- April 26 - The Dolphins select quarterback Dan Marino in the first-round of the 1983 draft (27th player overall).
- June 25 - Starting linebacker Larry Gordon dies of a rare heart disease while jogging in Arizona at the age of 28. Gordon had been the Dolphins' first-round draft choice in 1976 out of Arizona State.
- Oct. 9 - Quarterback Dan Marino and wide receiver Mark Duper make their first-ever starts for the Miami Dolphins, with Marino passing for 322 yards and Duper netting seven catches for 202 yards. The offensive explosion produces 971 total yards between the Dolphins and Bills, with Buffalo winning the Orange Bowl encounter, 38-35 in overtime.
- Nov. 28 - Dolphin Owner Joseph Robbie announces the signing of Head Coach Don Shula to a multi-year contract.
- Dec. 2 - Bill Arnsparger, the Dolphins' Assistant Head Coach and mastermind of the team's defense, resigns to become the head coach at Louisiana State University. His resignation is effective at the end of the season.
- Dec. 16 - With starting QB Dan Marino sidelined for the second consecutive game, relief pitcher Don Strock again steps in to help lead Miami to a 34-14 Orange Bowl win over the Jets. Safety Mike Kozlowski breaks open a close game when he returns two interceptions for touchdowns in a 61-second span in the fourth quarter. WR Mark Duper catches four passes for 71 yards to become the first Dolphin receiver to go over the 1,000-yard mark in a single season.
- Dec. 27 - The Dolphins name 54-year-old Chuck Studley as their Defense Coach to replace Bill Arnsparger. Studley had spent the 1983 season as defensive coordinator and then interim head coach of the Houston Oilers.

1984

- March 5 - Miami Dolphin Owner Joseph Robbie announces plans to build a new multi-purpose stadium in north Dade County. Mr. Robbie also announces acquisition of the land and discusses possible stadium funding.
- June 24 - Running back David Overstreet is killed in an automobile accident in Winona, Texas.
- Oct. 7 - The Dolphins beat Pittsburgh 31-7 to move Head Coach Don Shula into third place on the NFL's list for all-time winningest coaches.
- Oct. 21 - Wide receiver Nat Moore catches a 19-yard TD pass from QB Dan Marino for the 58th touchdown of his Dolphin career. That surpasses Larry Csonka's all-time club record of 57.
- Nov. 11 - The Dolphins remain the NFL's only unbeaten team as they improve their record to 11-0 (16 straight regular-season wins) with a 24-23 victory over Philadelphia. DE Doug Betters' block of an Eagle PAT with 1:52 remaining in the game seals the win.
- Dec. 2 - The Dolphins lose a 45-34 decision to the Raiders, but QB Dan Marino breaks the all-time NFL record for TD passes in a season with his 37th. He also shatters Dolphin single-game records for most yards passing (470), most completions (35) and most attempts (57).
- Dec. 17 - Miami ends the regular season with the best record in the AFC (14-2) following a 28-21 victory over Dallas. WR Mark Clayton catches three touchdown passes to give him 18 for the season, as he eclipses the all-time NFL mark in that category. Dan

Marino becomes the first-ever NFL quarterback to pass for over 5,000 yards in a season as he ends up with 5,084. Both Clayton (73-1,389) and WR Mark Duper (71-1,306) surpass prior Dolphin records for receptions and reception yardage in one season.

- Dec. 20 - QB Dan Marino is named as the NFL's Most Valuable Player by the Associated Press.

1985

- Jan. 6 - The Dolphins defeat the Steelers 45-28 in the AFC Championship game in Miami to earn a berth in Super Bowl XIX.
- Jan. 8 - Joseph Robbie gives the go-ahead to prepare final plans and specifications to construct the new 75,000-seat Dolphin Stadium.
- Jan. 20 - The Dolphins drop a 38-16 decision to the San Francisco 49ers in Super Bowl XIX before 84,059 fans in Stanford Stadium in Palo Alto, California.
- Feb. 15 - Miami names 42-year-old Mel Phillips as its new defensive backfield coach. Phillips comes to the Dolphins after five seasons in the same capacity for the Detroit Lions.
- March 14 - Following a presentation led by Joseph Robbie to NFL owners at the league meetings in Phoenix, Miami is selected as the site for Super Bowl XXIII (1989).
- Sept. 29 - In a game billed nationally as "Marino-Elway I," Miami's Dan Marino wins this one over Denver, 30-26, completing 25 of 43 passes for three TDs and a season-best 390 yards. Veteran WR Nat Moore also produces his top performance of 1985 with the 12th 100-plus yard game of his career. WR Vince Heflin's first-ever NFL TD, a 46-yard catch, proves to be the game-winner.
- Oct. 9 - The Dolphins acquire All-Pro linebacker Hugh Green from Tampa Bay in exchange for a first- and second-round draft pick in 1986.
- Nov. 10 - Wide receiver Mark Duper, in his first game back after being sidelined for seven weeks with a broken leg, establishes a new Dolphin record by gaining 217 reception yards. In addition, his 50-yard scoring catch from Dan Marino with less than a minute remaining gives the Dolphins a 21-17 win over the Jets and the start of an eight-game winning streak.
- Dec. 1 - Owner Joseph Robbie officially breaks ground on the new 75,000-seat Dolphin Stadium.
- Dec. 2 - Led by a swarming defense that produces six sacks and three interceptions, the Dolphins administer the only defeat to be suffered by the eventual Super Bowl champion Chicago Bears, 38-24. A season-high Orange Bowl crowd of 75,594 witnesses the Monday night affair.
- Dec. 31 - Owner Joseph Robbie obtains the construction loan and is granted permanent financing for the new Dolphin Stadium.

1986

- Jan. 4 - The Dolphins rally from a 21-3 deficit to defeat the Cleveland Browns 24-21 in an AFC divisional playoff game. Miami is led offensively by Tony Nathan's 10 receptions for 101 yards and rookie Ron Davenport's two touchdowns.
- Jan. 12 - Despite 20 tackles by LB Bob Brudzinski, the Dolphins commit six turnovers and lose 31-14 to the New England Patriots in the AFC Championship game before 74,978 fans in the Orange Bowl. It marks Miami's first loss in an AFC title game in six tries.
- Jan. 21 - Dolphin C Dwight Stephenson is named the recipient of the NFL's Man of the Year award at a press conference in New Orleans. The award is in recognition of Stephenson's outstanding performance on the playing field and in the community.
- Jan. 22 - The Dolphins announce the retirement of Defensive Line Coach Mike Scarry, a member of Don Shula's staff since 1970. Dan Sekanovich, formerly of the Jets and Falcons, is named to replace him.
- Feb. 19 - Miami appoints Receivers and Quarterbacks Coach David Shula to the position of Assistant Head Coach. In addition, the club names Mike Westhoff as the Special Teams/Tight Ends Coach.
- June 3 - Owner Joseph Robbie plants a ceremonial 30-foot Royal Palm tree to begin a million dollar beautification project near Dolphin Stadium.

- Sept. 6 - Dan Marino signs a multi-year contract to remain as QB of the Dolphins. Two days before, Marino's wife, Claire, had given birth to the couple's first child - Daniel Charles.
- Sept. 21 - Miami suffers a heart-breaking 51-45 overtime loss to the N.Y. Jets in the Meadowlands as Dan Marino reaches 1,500 career attempts to qualify as the NFL's top-ranked passer of all-time. Marino finishes the afternoon 30 of 50 for 448 yards and six TDs. The six TDs are a personal high for Marino and tie the team record held by Bob Griese. Mark Duper (154) and Mark Clayton (174) each have over 100 yards receiving in the game. Standout LB Hugh Green suffers a knee injury which sidelines him for the season.
- Oct. 12 - In what was billed as "Marino-Kelly I," the Dolphins and Dan Marino (24 of 41 for 337 yards) defeat the Buffalo Bills and Jim Kelly (20 of 28 for 218 yards, two INTs) 27-14 at the Orange Bowl.
- Nov. 24 - The N.Y. Jets enter the Orange Bowl with a nine-game winning streak and the league's best record at 10-1. They leave with a 45-3 loss as Lorenzo Hampton rushes for 148 yards and two TDs on 19 carries (7.8 average) including a 54-yard TD run. Hampton's 100 yards snap a streak of 36 regular-season games (41 overall) for Miami without a 100-yard rusher. Marino completes a personal-high 80.6 percent of his passes (29 of 36) for 288 yards and four TDs.
- Nov. 25 - Less than 24 hours after the memorable 45-3 win over the Jets, General Manager Mike Robbie announces at a press conference that Don Shula has signed a multi-year contract to remain as head coach.
- Dec. 14 - Dan Marino sets an NFL career record with the seventh 400-yard game of his career as he passes for 403 yards in a thrilling 37-31 overtime win in Anaheim, Calif., over the playoff-bound L.A. Rams. Marino completes 29 of 46 with five TDs, including a 20-yarder to Mark Duper in OT to win the game. Marino is named AFC Offensive Player of the Week for his efforts.
- Dec. 22 - The Dolphins play their final game in the Orange Bowl - a 34-27 loss to the New England Patriots. New England captures the AFC East title with the win. The Dolphins finish 21 years in the Orange Bowl with an impressive 110-38-3 (.738) regular-season record. Marino sets NFL single-season records for completions (378) and attempts (623).

1987

- Jan. 8 - Four former Dolphins - Bob Griese, Larry Csonka, Jim Langer and Larry Little - are among a group of 14 finalists under consideration for the 1987 class of enshrinees for the Pro Football Hall of Fame, it is announced by the Hall of Fame in Canton, Ohio.
- Jan. 10 - John Offerdahl is named Old Spice NFL Rookie of the Year
- Jan. 20 - Tom Olivadotti, an assistant for the Cleveland Browns, is named Defensive Coach for Miami. He is put in charge of the overall defense with the prime responsibility of pass defense. Chuck Studley is re-assigned as Linebacker Coach, with prime responsibility of run defense. Linebacker Coach Bob Matheson resigns.
- Jan. 27 - Former Dolphin greets Larry Csonka and Jim Langer are among a group of seven named to the Pro Football Hall of Fame. They join Paul Warfield as the only members of the proud franchise to earn the honor, with induction scheduled for August 8.
- Aug. 16 - The Dolphins play host to the Chicago Bears in the first game ever played in Joe Robbie Stadium. The date marks the 22nd anniversary of the Dolphin franchise. The Bears put a damper on the festive evening with a 10-3 preseason victory before 63,451. QB Dan Marino (dislocated ring finger on right hand) and LB John Offerdahl (torn right bicep) suffer injuries. Marino is out for three weeks; Offerdahl will miss the first six regular-season games.
- Sept. 22 - NFL Players Association goes on strike; the Dolphins' home contest with New York Giants (first regular-season game in Joe Robbie Stadium) on September 27 is cancelled because of strike.
- Oct. 4 - The Dolphins' "replacement" team takes the field for the first time, traveling to Seattle to meet the Seahawks. The Dolphins lose, 24-20.

- Oct. 11 - Miami's replacement team records a 42-0 shutout victory over the Kansas City Chiefs in the first regular-season game played in Joe Robbie Stadium. Safety Liffort Hobley (two interceptions, 55-yard fumble recovery for a TD, four tackles, two passes defended) is named AFC defensive player of the week for his efforts. Don Shula and Joe Robbie are given game balls by the replacement team following the contest in honor of Miami's first win in the new stadium. The next week (October 18), the replacement team loses its last game, 37-31 in overtime, to the N.Y. Jets at the Meadowlands.
- Oct. 25 - After four missed weeks of action (one game cancellation, three replacement games), the regular Dolphin players return to action. Miami loses 34-31 in overtime at home to the Buffalo Bills. The 21-point comeback by Buffalo is the best ever by an opponent against a Dolphins team.
- Nov. 1 - Don Shula wins his 250th regular-season game as the Dolphins defeat Pittsburgh 35-24 at Joe Robbie Stadium.
- Nov. 29 - The Dolphins suffer their first shutout loss (27-0 at Buffalo) since December 12, 1982 - the famous snowplow game at New England (3-0). The game also sees the end of Dan Marino's streak of 30 straight games with at least one touchdown pass. His string is second all-time to Johnny Unitas' 47.
- Dec. 20 - Miami picks up its final win of 1987 with a 23-21 victory over Washington at Joe Robbie Stadium. The Dolphins lose the following week (December 28) in the '87 finale to New England, 24-10, at home. The Redskins, meanwhile, go on to win Super Bowl XXII, 42-10 over Denver.
- Dec. 30 - RB Troy Stradford is named NFL Offensive Rookie of the Year by the Associated Press.

1988

- Jan. 14 - It is announced that former Dolphins QB Bob Griese is among a group of 15 finalists under consideration for the 1988 class of enshrinees in the Pro Football Hall of Fame in Canton, Ohio.
- Feb. 29 - Former Dolphin Larry Seiple is named receivers coach. Seiple, who had been out of pro coaching for a year, had been receivers coach at Detroit (1980-84) and Tampa Bay (1985-86).
- July 11 - Training camp opens for the Dolphins at St. Thomas University as Head Coach Don Shula welcomes 109 players - the largest group of players in Shula's tenure as Dolphin head coach.
- July 31 - The Dolphins make their first ever trip abroad and take on the San Francisco 49ers at Wembley Stadium in London for the third-annual American Bowl. Miami comes from behind to defeat the 49ers, 27-21, before 70,535 British fans to open the pre-season.
- Sept. 18 - Miami registers its first win of the season in a 24-17 triumph over the Green Bay Packers. It marks Miami's 18th win in 23 home openers, including 13 straight years, and a 17-2 record under Don Shula. Dan Marino goes over the 20,000-yard mark in career passing yardage and becomes only the 45th quarterback in NFL history to do so.
- Oct. 9 - The Dolphins reverse history by defeating the Raiders, 24-17, at the Los Angeles Memorial Coliseum. It marks Miami's first win ever against the Raiders in their home stadium and the Dolphins' first victory over the Raiders in 10 years. The game is played in 96 degree heat - the warmest game in Dolphins' history.
- Oct. 16 - Miami wins its third consecutive game this season as the Dolphins defeat the San Diego Chargers, 31-28. Quarterback Dan Marino throws for 329 yards and moves into sole possession of second-place on the NFL's career 300-yard passing games list with his 27th such game (behind only Dan Fouts with 51).
- Oct. 23 - Dan Marino records the second-best single-game passing yardage total in NFL history - 521 yards (Norm Van Brocklin holds the single-game record of 554 yards) and completes 35 of a team record 60 attempts. all to no avail as the N.Y. Jets defeat the Dolphins 44-30 at Joe Robbie Stadium.
- Oct. 30 - Shula Bowl III - Head Coach Don Shula and his assistant head coach and son, David Shula, are on the opposite side of the field of Mike Shula, a coaches' assistant for Tampa Bay, as the Dolphins defeat the Bucs, 17-14, in Tampa Stadium.

Dec. 12 - Dan Marino becomes the first quarterback in NFL history to pass for over 4,000 yards four times in a career in the Dolphins' 37-31 win over Cleveland. He also throws for his 193rd career touchdown, setting a new Dolphin record and surpassing the total of former quarterback Bob Griese, who had previously held the mark. Marino tops the record that took Griese 14 seasons to accomplish in only six-plus seasons. Also, receiver Mark Clayton surpasses Nat Moore in the record books as he catches a pass in his 37th consecutive game.

1989

Jan. 22 - Joe Robbie Stadium hosts Super Bowl XXIII only two-and-a-half years after its initial opening. San Francisco comes back in the final minutes of the game to defeat the Cincinnati Bengals, 20-16. The game marks the first time since Super Bowl XIII (January 21, 1979) that the NFL's championship game is played in Miami.

Jan. 23 - Dolphin Linebackers Coach Chuck Studley resigns after five seasons with Miami.

Jan. 25 - Former Miami Hurricanes defensive coordinator Dave Wannstedt joins the Dolphins coaching staff as linebackers coach.

Feb. 27 - David Shula, the Dolphins' assistant head coach and passing game coordinator, and Dave Wannstedt, the team's linebackers coach, resign their position to accept new posts with the Dallas Cowboys.

March 1 - George Hill is named the new linebackers coach for the Dolphins, while John Sandusky, the Dolphins' offensive line coach, is promoted to assistant head coach.

March 6 - Gary Stevens, formerly of the University of Miami, is named quarterbacks/pass offense coach for the Dolphins.

May 15 - Chuck Connor, the Dolphins director of player personnel for 11 seasons, announces his resignation to join the Atlanta Falcons as director of pro scouting.

June 12 - Tom Heckert, formerly a college scout with the Tampa Bay Buccaneers and Cleveland Browns, is named Miami's Director of College Scouting.

Sept. 10 - Jim Kelly scores on a two-yard run on the game's last play to give the Buffalo Bills a 27-24 win over the Dolphins. The loss dropped Miami's record in season openers to 10-13-1 and in home openers to 18-5-1 and it also snapped a 13-game winning streak in home openers, which had been the NFL's longest active home opener winning streak.

Sept. 17 - In Miami's 24-10 win at New England, Dan Marino throws his 200th career touchdown pass, becoming the 13th player in NFL history to throw for 200 TDs. It was just his 89th career game, and he reaches the 200 touchdown pass mark faster than any quarterback in NFL history.

Oct. 8 - In Miami's 13-10 overtime win vs. Cleveland, Dan Marino goes over 25,000 yards passing in his career, becoming the 25th player in NFL history to reach the 25,000 yards passing milestone. Marino also breaks Bob Griese's Dolphin team record of 25,092 career passing yards.

Nov. 5 - Sammie Smith rushes for 123 yards in Miami's 19-13 win over the Indianapolis Colts, the third best single game rushing total ever by a Dolphin rookie. It also breaks a 27-game streak in which the Dolphins did not have a running back gain 100 or more yards.

Nov. 12 - Pete Stoyanovich kicks a team-record 59-yard field goal in a 31-23 victory over the New York Jets, a kick that also tied the third longest field goal in NFL history.

Nov. 19 - Miami defeats Dallas 17-14 in Shula Bowl IV, as Don Shula extends his record to 4-0 in Shula vs. Shula contests. This time Shula was opposed by son Dave, the Assistant Head Coach of the Cowboys. The win also was the Dolphins' sixth win in their last seven games and moved them into a first-place tie with the Buffalo Bills atop the AFC East.

Dec. 3 - Dan Marino goes over 3,000 yards passing for the year in Miami's 26-21 loss at Kansas City. It was his sixth season passing for 3,000 yards and he ties Dan Fouts' NFL record of six 3,000 yard seasons.

Dec. 24 - The Dolphins are eliminated from playoff contention with a 27-24 loss to the Kansas City Chiefs in the season finale at Joe Robbie Stadium. The game is played in 40 degree weather, the coldest home game in the history of the Dolphins.

1990

Jan. 7 - Joseph Robbie, founder and owner of the Dolphins and the driving force behind the construction of Joe Robbie Stadium, dies of respiratory failure at age 73.

Jan. 12 - The Miami Dolphins and Robbie Stadium Corporation undergo an organization realignment to ensure continued administration of both entities by the Robbie family. Tim Robbie becomes President of the Dolphins. Dan and Janet Robbie are named Executive Vice Presidents of the team, while Eddie Jones is named Executive Vice President and General Manager of the club. In addition, J. Michael Robbie is named Executive Vice President of Robbie Stadium Corporation.

Jan. 19 - Dolphin President Tim Robbie announces that the Dolphins have signed Don Shula to a three-year contract to remain as head coach.

Jan. 27 - Former Dolphin great Bob Griese is among a group of seven named to the Pro Football Hall of Fame. The Dolphin quarterback becomes the fourth player in Miami history to earn the honor with induction scheduled for August 4.

Feb. 7 - Monte Clark, former San Francisco and Detroit Head Coach and Dolphin Assistant Coach, is named Miami's Director of Pro Personnel, while Charley Winner is given expanded duties and is named the club's Director of Player Personnel.

March 7 - H. Wayne Huizenga, Chairman of the Board and Chief Executive Officer of Blockbuster Video, purchases fifty percent of the Robbie Stadium Corporation (the parent company of Joe Robbie Stadium) as well as a fifteen percent limited partnership in the Miami Dolphins.

Sept. 9 - Sammie Smith rushes for an opening-day record 159 yards and a touchdown as the Dolphins break a five-year losing streak in season openers with a 27-24 win at the New England Patriots.

Sept. 16 - Team founder Joe Robbie is the first enshrinee on the "Dolphin Honor Roll" at Joe Robbie Stadium. In addition, the Dolphins end a six-game losing streak to the Buffalo Bills and move into undisputed first place in the AFC East for the first time since Week 15 of the 1985 season with a 30-7 triumph. It is also Don Shula's 200th career regular season win as head coach of the Dolphins.

Oct. 18 - In Miami's 17-10 win over the New England Patriots, Don Shula coaches in his 400th career regular season game as a head coach in the NFL.

Nov. 19 - During halftime of Miami's 13-10 loss to the Los Angeles Raiders, the team's four Hall of Fame enshrinees, Larry Csonka, Bob Griese, Jim Langer and Paul Warfield, are inducted into the "Dolphin Honor Roll."

Nov. 25 - Miami improves its record to 9-2 and clinches the team's first winning season since 1987 with a 30-13 win over the Cleveland Browns. Also, Dan Marino goes over 30,000 yards passing in his career, becoming the 11th player in NFL history to reach the 30,000-yard mark. It is just his 114th career game, and he reaches the 30,000-yard plateau faster than any quarterback in NFL history.

Dec. 9 - The Dolphins earn a 23-20 overtime win over the Philadelphia Eagles and clinch the team's first playoff berth since 1985.

Dec. 16 - In Miami's 24-17 win over the Seattle Seahawks, Dan Marino goes over 3,000 yards passing for the year. It is his seventh season passing for 3,000 yards and he ties Joe Montana's NFL record of seven 3,000-yard seasons.

Dec. 19 - Richmond Webb becomes the first rookie offensive tackle - and second rookie offensive lineman overall - to be selected to the NFL's annual Pro Bowl contest. He joins Miami teammates Jeff Cross, Ferrell Edmunds and John Offerdahl in the all star contest.

Dec. 23 - Dan Marino throws his 20th touchdown pass of the season in Miami's 24-14 loss at the Buffalo Bills. It is his eighth season with 20 or more touchdown passes and he ties Johnny Unitas' NFL record of eight 20-plus touchdown seasons.

1991

- Jan. 5 - The Dolphins return to the playoffs after a four-year absence with a 17-16 win over the Kansas City Chiefs in Joe Robbie Stadium. In the contest, Pete Stoyanovich sets an NFL playoff record with a 58-yard field goal.
- Jan. 12 - Miami drops a 44-34 playoff decision at the Buffalo Bills. The two teams combine for 78 points - the highest scoring non-overtime playoff game in history. The only higher scoring playoff contest was Miami's 41-38 overtime loss to the San Diego Chargers on Jan. 2, 1982.
- Jan. 24 - Monte Clark, the Dolphins director of pro personnel, announces his resignation.
- Jan. 27 - Larry Csonka is named to the NFL's all-time Super Bowl Silver Anniversary team.
- Feb. 2 - Richmond Webb is named NFL Rookie of the Year by The Sporting News.
- March 8 - Mike Shula joins Dolphins as a Coaches' Assistant.
- March 26 - The Robbie Family and Wayne Huizenga purchase 107 acres of land adjacent to Joe Robbie Stadium for additional parking and future development.
- May 23 - At the NFL owners meetings in Minneapolis, Joe Robbie Stadium is selected as the site for Super Bowl XXIX (1995).
- Aug. 3 - The Dolphins make the longest road trip in team history as they travel 14,912 round-trip miles to Tokyo to take on the Los Angeles Raiders at the Tokyo Dome in American Bowl '91. Miami comes from behind to defeat the Raiders, 19-17, before 51,122 Japanese fans.
- Aug. 20 - Dan Marino signs a five-year contract extension to remain as quarterback of the Miami Dolphins.
- Sept. 22 - Don Shula captures the 300th win of his coaching career with Miami's 16-13 win over the Green Bay Packers. With career coaching win number 300, Shula joins the immortal George Halas (325 wins) as the only NFL coaches to win 300 or more games.
- Nov. 10 - In Miami's 30-20 win over New England, both Mark Duper and Mark Clayton surpass Nat Moore's team record of 7,547 career receiving yards. Duper is the first to move past Moore with a 17-yard reception in the first quarter, while Clayton passes Moore with a 32-yard touchdown catch in the fourth quarter.
- Nov. 18 - During halftime of Miami's 41-27 loss to the Buffalo Bills, former Dolphin great middle linebacker Nick Buoniconti is inducted into the Dolphin Honor Roll. The game is witnessed by 71,062 fans which is the largest crowd to watch a Dolphin game at Joe Robbie Stadium.
- Nov. 24 - The Dolphins record a 16-13 overtime win in Chicago in 27-degree snowy weather, only the second win ever for the Dolphins in their nine games in which the temperature has been 27 degrees or colder.
- Dec. 1 - Dan Marino sets an NFL record as he goes over 3,000 yards passing in a season for the eighth time in his career in Miami's 33-14 win over Tampa Bay. Marino entered the 1991 campaign with seven such seasons and was tied with Joe Montana for the record.
- Dec. 9 - Miami defeats Cincinnati 37-13 in Shula Bowl V as Don Shula extends his record to 5-0 in Shula vs. Shula contests. This time, Shula teamed with son Mike, a Dolphins' coaches assistant, and was opposed by son David, the receivers coach for the Bengals. In the contest, Dan Marino set an NFL record by throwing his 20th touchdown pass of the season. It is his ninth season with 20 or more touchdown passes. He entered 1991 with eight such seasons and was tied with Johnny Unitas for the record. Also, Mark Clayton breaks Nat Moore's team record for career TDs (75) and career receiving scores (74) with a 16-yard TD reception in the fourth quarter to give Clayton his 76th career score (75 catch, one punt return) and 75th receiving TD.
- Dec. 15 - Pete Stoyanovich breaks Garo Yepremian's single-season team record of 28 field goals in Miami's 38-30 loss to the San Diego Chargers. Stoyanovich boots his 29th of the year with a 24-yarder in the first quarter. He would go on to hit on 31 field goals during the 1991 season which tied for the league high with

Washington's Chip Lohmiller.

- Dec. 22 - The Dolphins drop a 23-20 overtime decision to the New York Jets in a winner-take-all battle for the AFC's final wild card spot. Miami takes a 20-17 lead with just :44 seconds left in regulation on a one-yard scoring toss from Dan Marino to Ferrell Edmunds. However, the Jets move the ball and tie the game at 20-20 on a 44-yard field goal by Raul Allegre with no time left on the clock. New York wins the game in overtime on a 30-yard field goal by Allegre.

1992

- Feb. 1 - Former Dolphin All-Pro center Dwight Stephenson rejoins Miami as assistant offensive line coach.
- Feb. 3 - Hall of Fame defensive tackle Joe Greene is named as the Dolphins' defensive line coach. Greene replaced Dan Sekanovich, who announced his resignation.
- May 20 - Dolphins sign a long-term agreement to build a new training facility at Nova University in Davie, to be ready by the start of the 1993 training camp.
- June 1 - Charley Winner announces his retirement as Miami's Director of Player Personnel. Winner, who had served 37 years in the NFL as a coach and administrator, originally joined the Dolphins in 1981.
- June 4 - Tom Heckert is named as the Dolphins' Director of Player Personnel. Heckert had worked the previous three years as Miami's Director of College Scouting.
- June 12 - Tom Braatz, a 27-year NFL executive with the Atlanta Falcons and Green Bay Packers, is named as Miami's Director of College Scouting.
- July 17 - Don Shula signs a two-year contract extension to continue as the Dolphins' Head Coach through the 1994 season. The extension takes effect at the conclusion of Shula's current contract which expires following the 1992 season.
- Aug. 16 - The Dolphins travel 9,908 round-trip miles and earn a 31-27 preseason win over the Denver Broncos before a crowd of 60,813 fans at Berlin's Olympic Stadium. The game marks the third time overall and second consecutive season that the Dolphins have travelled abroad to play a preseason contest and the win improves Miami's record to 3-0 in games played on foreign soil. The Dolphins join the L.A. Rams as only teams which have recorded wins in contests played in each of the three American Bowl sites (London, Tokyo and Berlin).
- Aug. 31 - Miami's season opening contest, scheduled for September 6 at Joe Robbie Stadium against the New England Patriots, is rescheduled for October 18, the National Football League announces. The date change is made in the aftermath of Hurricane Andrew, which struck the South Florida area on August 25. Both teams originally were off that weekend, based on the NFL's 16-games-over-17-weeks schedule which allows each team one bye during the season. The Patriots and Dolphins will have their Open Week on September 6, which marks the beginning of the 1992 regular season.
- Sept. 29 - The Dolphins dip into the free agent market and sign perennial all-pro tight end Keith Jackson.
- Oct. 4 - The Dolphins improve to 4-0 and take over sole possession of first place in the AFC East for the first time in 34 weeks with a 37-10 win over the Buffalo Bills at Rich Stadium. The win snaps Miami's six-game losing streak to the Bills at Rich Stadium. The Dolphins' last triumph in Buffalo was a 34-24 win on November 16, 1986. With the win, Miami moves ahead of the second-place Bills (4-1) in the AFC East for the first time since the second week of the 1990 season. Individually, safety Louis Oliver records three interceptions and returns one of his INTs for a 103-yard touchdown. Oliver's return ties for the NFL's all-time longest interception return with a 103-yard return by San Diego's Vencie Glenn against Denver on November 29, 1987.
- Oct. 18 - Dan Marino throws four touchdown passes as Miami earns a 38-17 win over the Patriots at Joe Robbie Stadium in a game that is rescheduled from September 6 due to the effects of Hurricane Andrew. Marino throws four-or-more touchdowns in a game for the 17th time in his career and ties the all-time NFL record for

most career games with four or more touchdown passes with Johnny Unitas.

- Nov. 8 - The Dolphins record a 28-0 win at the Indianapolis Colts. Miami's shutout is the first by the team since October 11, 1987, when the Dolphins posted a 42-0 win over the Kansas City Chiefs in a replacement contest at Joe Robbie Stadium. In addition, it is the first Dolphin shutout in a non-replacement game since December 22, 1985, in a 28-0 win over the Buffalo Bills in the Orange Bowl and the first road shutout since September 4, 1983, in a 12-0 win at the Buffalo Bills in Rich Stadium.
- Nov. 16 - During halftime ceremonies of Miami's 26-20 loss to the Buffalo Bills, the 1972 Miami Dolphins team, holders of the only perfect season in NFL history and winners of Super Bowl VII, are honored and inducted into the Dolphin Honor Roll.
- Dec. 14 - Miami reverses history by earning a 20-7 win over the Los Angeles Raiders on Monday Night Football at Joe Robbie Stadium. The contest marks the Dolphins' first win over the Raiders in a game played in Miami since a 23-6 triumph on December 10, 1978, in the Orange Bowl.
- Dec. 20 - The Dolphins clinch the team's second trip to the playoffs in the last three seasons with a 19-17 come-from-behind win over the New York Jets at Joe Robbie Stadium. In the contest, Dolphins quarterback Dan Marino throws the 290th touchdown pass of his NFL career and ties John Unitas for second place on the NFL's all-time touchdown pass list.
- Dec. 23 - Dan Marino is named to his team-record seventh Pro Bowl team. He breaks the former team record of six Pro Bowl appearances which he shared with Bob Griese, Bob Kuechenberg and Jim Langer. In addition, Marino is named as a starter in the NFL's annual all-star game for the fifth time in his career and he ties the team record held by Jim Langer. Voted to join Marino in Honolulu are linebacker Bryan Cox, tight end Keith Jackson and tackle Richmond Webb (all as starters).
- Dec. 27 - The Dolphins clinch the AFC East title with a 16-13 overtime win over the New England Patriots at Foxboro Stadium. Miami closes the regular season with an 11-5 record and coupled with Buffalo's 27-3 loss at Houston later in the day, the Dolphins win the team's first division championship since 1985. In addition, the win marks the 300th regular season victory of Dolphins' Head Coach Don Shula's coaching career.

1993

- Jan. 10 - The Dolphins earn a 31-0 win over the San Diego Chargers in the AFC Divisional Playoffs before a crowd of 71,224 at Joe Robbie Stadium. Miami's 31-point margin of victory is the largest by the team in a playoff game. The previous largest margin of victory in the post-season by the Dolphins was three 21-point wins as Miami had a 21-0 win over the Baltimore Colts on Jan. 2, 1972; a 34-13 win over the San Diego Chargers on Jan. 16, 1983; and a 31-10 win over the Seattle Seahawks on Dec. 29, 1984.
- Jan. 17 - The 1992 season comes to a close. Miami suffers five turnovers (two interceptions and three fumbles) as the team drops a 29-10 decision to the Buffalo Bills in the AFC Championship Contest before a crowd of 72,703 at Joe Robbie Stadium. The attendance of 72,703 marks the largest crowd to witness a Dolphin game at JRS. The previous high was 71,224 which was set the previous week on January 10 to witness the Dolphins' 31-0 win over San Diego in an AFC Divisional Playoff.
- Jan. 26 - Kim Helton is named the team's offensive line coach. John Sandusky, who served as assistant head coach/offensive line, remains with the team as assistant head coach and assumes the responsibility of coaching the tight ends. In addition, assistant offensive line coach Dwight Stephenson resigns to pursue his interests in the construction and real estate business.
- Jan. 30 - Former Dolphins great Larry Little is among a group of five named to the Pro Football Hall of Fame. The former Dolphin guard becomes the fifth player in Miami history to earn the honor, joining RB Larry Csonka, QB Bob Griese, C Jim Langer and WR Paul Warfield.
- Feb. 7 - The Dolphin coaching staff leads the AFC to a 23-20 overtime

win over the NFC in the Pro Bowl contest played in Honolulu, Hawaii.

- Feb. 11 - Mike Shula resigns as a coaches assistant and is named as tight end coach of the Chicago Bears.
- Feb. 22 - Tony Nathan, who spent the past five years as a coaches' assistant on the Miami Dolphins coaching staff, is promoted to offensive backs coach. In addition, Carl Taseff, who served as the team's offensive backs coach since joining the Dolphins in 1970, will become more active in other areas of the football operation, including personnel scouting and evaluation, and will maintain a continued involvement in various coaching responsibilities.
- May 21 - Kim Helton resigns as offensive line coach to become head coach at the University of Houston John Sandusky, who served as offensive line coach from 1976-92, resumes his offensive line coaching responsibilities.
- June 1 - Rich McGeorge is named as Assistant Offensive Line/Tight Ends Coach of the Dolphins.
- June 4 - Dolphins hold last practice session at St. Thomas University, which had served as host to team's training facility since July 12, 1970.
- June 15 - The Robbie family enters into a non-binding letter of intent with a group headed by Nelson Peltz to sell a majority interest in the Dolphins and their fifty percent interest in Robbie Stadium Corporation and its affiliates.
- July 11 - Ribbon cutting ceremonies officially open the Dolphins' new training facility on campus of Nova University in Davie, Fla.

1992 PLAYOFF STATISTICS

PLAYOFF RESULTS (1-1)

DATE	OPPONENT	SCORE	W/L	ACTUAL ATTENDANCE
Jan. 10	SAN DIEGO	31-0	W	71,224
Jan. 17	BUFFALO	10-29	L	72,703

TEAM STATISTICS

	DOLPHINS	OPPONENTS
TOTAL FIRST DOWNS	33	30
By Rushing	10	13
By Passing	23	15
By Penalty	0	2
Third Down: Made/Att	10/29	14/34
Third Down Efficiency	34.5	41.2
Fourth Down: Made/Att	1/2	0/2
TOTAL NET YARDS	600	560
Average Per Game	300.0	280.0
Total Plays	129	135
Average Per Play	4.7	4.1
NET YARDS RUSHING	190	252
Average Per Game	95.0	126.0
Total Rushes	51	64
Average Per Rush	3.7	3.9
NET YARDS PASSING	410	308
Average Per Game	205.0	154.0
Tackled/Yards Lost	4/25	2/9
Gross Yards	435	317
Attempts/Completions	74/39	69/35
Completion Percentage	52.7	50.7
Had Intercepted	2	6
PUNTS/AVERAGE	12/39.7	9/43.7
PENALTIES/YARDS	5/40	7/59
FUMBLES/BALL LOST	7/4	4/1
TOUCHDOWNS	5	2

By Rushing.....	1	1
By Passing.....	4	1
By Returns.....	0	0

Score By Quarters	1	2	3	4	OT	Total
DOLPHINS.....	3	21	0	17	0	41
OPPONENTS.....	3	10	10	6	0	29

RUSHING

	NO.	YDS.	AVG.	LG	TD
Humphrey.....	31	93	3.0	15	0
Craver.....	10	85	8.5	25t	1
Parmalee.....	5	18	3.6	6	0
Clayton.....	1	0	0.0	0	0
Mitchell.....	1	-1	-1.0	-1	0
Marino.....	1	-2	-2.0	-2	0
Saxon.....	2	-3	-1.5	0	0
DOLPHINS.....	51	190	3.7	25t	1
OPPONENTS.....	64	252	3.9	24	1

PASSING

	ATT.	COMP.	YDS.	PCT.	TD	INT.	SACK/ LG LOST	RATING
Marino.....	74	39	435	52.7	4	2	30t 4/25	77.3
DOLPHINS.....	74	39	435	52.7	4	2	30t 4/25	77.3
OPPONENTS.....	69	35	317	50.7	1	6	30 2/9	32.1

RECEIVING

	NO.	YDS.	AVG.	LG	TD
K. Jackson.....	9	124	13.8	30t	2
Humphrey.....	9	71	7.9	20	0
Duper.....	5	93	18.6	28	1
Paige.....	5	14	2.8	4	1
Martin.....	3	55	18.3	22	0
Clayton.....	3	32	10.7	16	0
Craver.....	3	28	9.3	13	0
Banks.....	2	18	9.0	13	0
DOLPHINS.....	39	435	11.2	30t	4
OPPONENTS.....	35	317	9.1	30	1

INTERCEPTIONS

	NO.	YDS.	AVG.	LG	TD
Oliver.....	2	21	10.5	21	0
Vincent.....	2	2	1.0	2	0
Brown.....	1	32	32.0	32	0
Cox.....	1	7	7.0	7	0
DOLPHINS.....	6	62	10.3	32	0
OPPONENTS.....	2	31	15.5	31	0

PUNTING

	NO.	YDS.	AVG.	TB	IN 20	LG	BLK
Roby.....	12	476	39.7	2	4	51	0
DOLPHINS.....	12	476	39.7	2	4	51	0
OPPONENTS.....	9	393	43.7	2	1	55	0

PUNT RETURNS

	NO.	FC	YDS.	AVG.	LG	TD
Miller.....	6	1	59	9.8	14	0
DOLPHINS.....	6	1	59	9.8	14	0
OPPONENTS.....	2	3	23	11.5	16	0

414

KICKOFF RETURNS

	NO.	YDS.	AVG.	LG	TD
Craver.....	5	66	13.2	22	0
M. Williams.....	3	64	21.3	25	0
DOLPHINS.....	8	130	16.3	25	0
OPPONENTS.....	8	195	24.4	38	0

FIELD GOALS

	1-19	20-29	30-39	40-49	50+	TOTALS
Stoyanovich.....	0/0	1/1	0/0	0/0	1/1	2/2
DOLPHINS.....	0/0	1/1	0/0	0/0	1/1	2/2
OPPONENTS.....	0/0	2/2	3/4	0/0	0/0	5/6

SCORING

	TDR	TDP	TDRt	PAT	FG	S	TP
K. Jackson.....	0	2	0	0/0	0/0	0	12
Stoyanovich.....	0	0	0	5/5	2/2	0	11
Craver.....	1	0	0	0/0	0/0	0	6
Duper.....	0	1	0	0/0	0/0	0	6
Paige.....	0	1	0	0/0	0/0	0	6
DOLPHINS.....	1	4	0	5/5	2/2	0	41
OPPONENTS.....	1	1	0	2/2	5/6	0	29

SACKS

Coleman 1.0, Hunter 1.0
DOLPHINS 2.0, OPPONENTS 4.0

1992 PLAYOFF DEFENSIVE STATISTICS

PLAYER	TOTAL TACK.	SOLO	ASST.	SACKS/ YARDS	INT/ YARDS	FUM. REC.	FUM. FOR.	PASS DEF.
Hollier	18	15	3			1		
Oliver	17	14	3		2/21		1	2
Klingbeil	12	6	6					
Griggs	12	8	4					
Grimsley	12	7	5					
Vincent	11	10	1		2/2			5
Cross	11	7	4					
Cox	10	9	1		1/7			
Braggs	10	10	0				1	
Hobley	9	6	3					
Coleman	8	7	1	1/1				
Brown	5	5	0		1/32			4
Webster	5	2	3					
Odom	3	3	0					
Hunter	1	1	0	1/8				
J. Williams	1	0	1					
Alexander	1	1	0					1

NOTE: special teams and miscellaneous tackles not included above.

BLOCKED KICKS: None.

SPECIAL TEAMS TACKLES: Alexander 2, Glenn 2, Baty 1, Collins 1, Craver 1, Odom 1, Parmalee 1, Stoyanovich 1, M. Williams 1.

MISCELLANEOUS TACKLES: Dennis 2, Sims 1.

DEFENSIVE TOUCHDOWNS: None.

415

1992 PLAYOFF STATISTICAL BESTS

DOLPHINS INDIVIDUAL

YARDS RUSHING	72	Aaron Craver vs. San Diego, 1/10
RUSHING ATTEMPTS	23	Bobby Humphrey vs. San Diego, 1/10
RUSHING TOUCHDOWNS	1	Aaron Craver vs. San Diego, 1/10
YARDS PASSING (GROSS)	268	Dan Marino vs. Buffalo, 1/17
PASS ATTEMPTS	45	Dan Marino vs. Buffalo, 1/17
PASS COMPLETIONS	22	Dan Marino vs. Buffalo, 1/17
TOUCHDOWN PASSES	3	Dan Marino vs. San Diego, 1/10
PASSES HAD INTERCEPTED	2	Dan Marino vs. Buffalo, 1/17
RECEPTIONS	5	Three times
RECEIVING YARDS	71	Keith Jackson vs. Buffalo, 1/17
RECEIVING TOUCHDOWNS	2	Keith Jackson vs. San Diego, 1/10
TOTAL YARDS FROM SCRIMMAGE	101	Bobby Humphrey vs. San Diego, 1/10
FIELD GOALS	1	Pete Stoyanovich vs. San Diego, 1/10
TACKLES	1	Pete Stoyanovich vs. Buffalo, 1/17
INTERCEPTIONS	10	Chuck Klingbeil vs. Buffalo, 1/17
SACKS	10	Louis Oliver vs. Buffalo, 1/17
LONGEST RUN FROM SCRIMMAGE	25	Aaron Craver vs. San Diego, 1/10
LONGEST PASS COMPLETION	30	Keith Jackson vs. San Diego, 1/10
LONGEST INTERCEPTION RETURN	32	J.B. Brown vs. Buffalo, 1/17
LONGEST PUNT RETURN	14	Scott Miller vs. Buffalo, 1/17
LONGEST KICKOFF RETURN	25	Mike Williams vs. Buffalo, 1/17
LONGEST PUNT	51	Reggie Roby vs. San Diego, 1/10
LONGEST FIELD GOAL	51	Reggie Roby vs. Buffalo, 1/17
	51	Pete Stoyanovich vs. Buffalo, 1/17

OPPONENTS INDIVIDUAL

YARDS RUSHING	96	Thurman Thomas vs. Buffalo, 1/17
RUSHING ATTEMPTS	20	Thurman Thomas vs. Buffalo, 1/17
RUSHING TOUCHDOWNS	1	Kenneth Davis vs. Buffalo, 1/17
YARDS PASSING (GROSS)	177	Jim Kelly vs. Buffalo, 1/17
PASS ATTEMPTS	44	Stan Humphries vs. San Diego, 1/10
PASS COMPLETIONS	18	Stan Humphries vs. San Diego, 1/10
TOUCHDOWN PASSES	1	Jim Kelly vs. Buffalo, 1/17
PASSES HAD INTERCEPTED	4	Stan Humphries vs. San Diego, 1/10
RECEPTIONS	9	Ronnie Harmon vs. San Diego, 1/10
RECEIVING YARDS	73	Ronnie Harmon vs. San Diego, 1/10
RECEIVING TOUCHDOWNS	1	Thurman Thomas vs. Buffalo, 1/17
TOTAL YARDS FROM SCRIMMAGE	166	Thurman Thomas vs. Buffalo, 1/17
FIELD GOALS	5	Steve Christie vs. Buffalo, 1/17
TACKLES	19	Junior Seau vs. San Diego, 1/10
INTERCEPTIONS	1	Phil Hansen vs. Buffalo, 1/17
SACKS	1.5	Clifford Hicks vs. Buffalo, 1/17
LONGEST RUN FROM SCRIMMAGE	24	Thurman Thomas vs. Buffalo, 1/17
LONGEST PASS COMPLETION	30	Thurman Thomas vs. Buffalo, 1/17
LONGEST INTERCEPTION RETURN	31	Clifford Hicks vs. Buffalo, 1/17
LONGEST PUNT RETURN	16	Clifford Hicks vs. Buffalo, 1/17
LONGEST KICKOFF RETURN	38	Nate Lewis vs. San Diego, 1/10
LONGEST PUNT	55	John Kidd vs. San Diego, 1/10
LONGEST FIELD GOAL	38	Steve Christie vs. Buffalo, 1/17

DOLPHINS TEAM

TOTAL FIRST DOWNS	18	HIGHS San Diego, 1/10	15	LOWS Buffalo, 1/17
TOTAL NET YARDS	324	San Diego, 1/10	276	Buffalo, 1/17

416

TOTAL OFFENSIVE PLAYS	69	San Diego, 1/10	60	Buffalo, 1/17
NET YARDS RUSHING	157	San Diego, 1/10	33	Buffalo, 1/17
RUSHING ATTEMPTS	40	San Diego, 1/10	11	Buffalo, 1/17
NET YARDS PASSING	243	Buffalo, 1/17	167	San Diego, 1/10
PASS ATTEMPTS	45	Buffalo, 1/17	29	San Diego, 1/10
PASS COMPLETIONS	22	Buffalo, 1/17	17	San Diego, 1/10
PASSES HAD INTERCEPTED	2	Buffalo, 1/17	0	San Diego, 1/10
TIMES SACKED	4	Buffalo, 1/17	0	San Diego, 1/10
PENALTIES	5	Buffalo, 1/17	0	San Diego, 1/10
YARDS PENALIZED	40	Buffalo, 1/17	0	San Diego, 1/10
FUMBLES	4	Buffalo, 1/17	3	San Diego, 1/10
FUMBLES LOST	3	Buffalo, 1/17	1	San Diego, 1/10
TIME OF POSSESSION	37:08	San Diego, 1/10	23:41	Buffalo, 1/17

OPPONENTS TEAM

		HIGHS		LOWS
TOTAL FIRST DOWNS	20	Buffalo, 1/17	10	San Diego, 1/10
TOTAL OFFENSIVE PLAYS	73	Buffalo, 1/17	62	San Diego, 1/10
TOTAL NET YARDS	358	Buffalo, 1/17	202	San Diego, 1/10
NET YARDS RUSHING	182	Buffalo, 1/17	70	San Diego, 1/10
RUSHING ATTEMPTS	48	Buffalo, 1/17	16	San Diego, 1/10
NET YARDS PASSING	176	Buffalo, 1/17	132	San Diego, 1/10
PASS ATTEMPTS	45	San Diego, 1/10	24	Buffalo, 1/17
PASS COMPLETIONS	18	San Diego, 1/10	17	Buffalo, 1/17
PASSES HAD INTERCEPTED	4	San Diego, 1/10	2	Buffalo, 1/17
TIMES SACKED	1	San Diego, 1/10		
	1	Buffalo, 1/17		
PENALTIES	4	San Diego, 1/10	3	Buffalo, 1/17
YARDS PENALIZED	39	San Diego, 1/10	20	Buffalo, 1/17
FUMBLES	3	San Diego, 1/10	1	Buffalo, 1/17
FUMBLES LOST	1	San Diego, 1/10	0	Buffalo, 1/17
TIME OF POSSESSION	36:19	Buffalo, 1/17	22:52	San Diego, 1/10

DRIVE ENGINEERING

	DRIVES	TD	FG	FGA	PUNT	FMBL	INTDWSN	SAF	GAME	HLF	PTS	
Dolphins	27	5	2	0	12	3	2	1	0	1	1	36
Opponents	28	2	5	1	9	1	6	2	0	1	1	27

INSIDE THE TWENTY-YARD LINE

	NO	TD	FG	FGA	INT	FMBL	DWN	GAME	HLF	PTS
Dolphins	5	3	1	0	1	0	0	0	0	21
Opponents	8	2	5	1	0	0	0	0	0	27

GOAL-TO-GO SITUATIONS

	NO	TD	FG	FGA	INT	FMBL	DWN	GAME	HLF	PTS
Dolphins	3	2	1	0	0	0	0	0	0	15
Opponents	2	1	1	0	0	0	0	0	0	9

GIVEAWAYS - TAKEAWAYS

GIVEAWAYS:	6, resulting in 1 TD, 2 FGs, 0 FGA, 1 PUNT, 1 INT, 0 FUMBLE, 0 HALF, 0 GAME, 1 DOWNS = 12 POINTS
TAKEAWAYS:	7, resulting in 3 TDs, 0 FGs, 0 FGA, 1 PUNT, 0 INT, 2 FUMBLES, 1 HALF, 0 GAME, 0 DOWNS = 18 POINTS

			TAKEAWAYS			GIVEAWAYS				
GAME			FMBL	INT	TOT	FMBL	INT	TOT	DIFF	W/L
1/10	SAN DIEGO		1	4	(5)	1	0	(1)	+4	W
1/17	BUFFALO		0	2	(2)	3	2	(5)	-3	L
	TOTALS		1	6	(7)	4	2	(6)	+1	1-1

417

BLOCKS

	FGs	PATs	PUNTS	TOTAL
By Dolphins	0	0	0	0
By Opponents	0	0	0	0

THIRD DOWN EFFICIENCY

	3rd DOWN AND										TOTAL
	1	2	3	4	5	6	7	8	9	10+	
Miami	1-2	1-2	1-2	1-2	1-4	2-2	1-1	0-5	0-0	2-9	10-29
Opp.	3-4	1-3	1-3	3-4	5-7	0-1	1-5	0-2	0-0	0-5	14-34

MIAMI IS:

0-0	when leading after 1st quarter	0-0	when playing in domes
1-0	when leading after 2nd quarter	1-1	when playing outdoors
1-0	when leading after 3rd quarter	0-0	when playing on artificial turf
0-0	when behind after 1st quarter	1-1	when playing on natural grass
0-1	when behind after 2nd quarter	1-0	after winning coin toss
0-1	when behind after 3rd quarter	0-1	after losing coin toss
1-0	when Miami scores first	1-0	when scoring 21 or more points
0-1	when opponents score first	1-0	when yielding 20 points or less
0-0	when tied at the half	0-0	in overtime contests



DOLPHIN FACT

Entering 1993, there are 11 NFL teams which have never beaten the Dolphins in a regular-season game in Miami. The Dolphins are 3-0 vs. Chicago, 2-0 vs. Dallas, 4-0 vs. Denver, 1-0 vs. Detroit, 5-0 vs. Green Bay, 2-0 vs. New Orleans, 4-0 vs. Philadelphia, 3-0 vs. Phoenix, 3-0 vs. Seattle, 1-0 vs. Tampa Bay and 2-0 vs. Washington.



DOLPHIN FACT

The 1972 Dolphins continue to hold the distinction of being the only unbeaten, untied team through the playoffs. Miami went a perfect 17-0 in winning Super Bowl VII. In that season, the Dolphins became the only team to lead the NFL in scoring offense and defense in the same season since the 1970 merger of the AFL and NFL.

PLAYOFF HISTORY

1970 AFC PLAYOFF

OAKLAND 21, MIAMI 14
December 27, 1970

Oakland-Alameda County Coliseum
Oakland, CA

Oakland quarterback Daryle Lamonica unloaded an 82-yard touchdown pass to Rod Sherman with 9:34 left to play as Oakland spoiled the Dolphins first appearance in the playoffs, 21-14, on a field oozing with mud. The Dolphins, who had won six consecutive games to finish the season 10-4 and gain a wild-card berth, took a 7-0 lead in the second quarter when Bob Griese fired a 16-yard strike to Paul Warfield in the end zone. Lamonica matched that TD with a 22-yard toss to Fred Biletnikoff only 1:50 before halftime. Raider right cornerback Willie Brown intercepted a wet and wobbly pass by Griese and fled 50 yards along the sideline for the tie-breaking TD. It came minutes after Jake Scott recovered an Oakland fumble at the Miami 10-yard line. The heave to Sherman was insurance. Only three plays earlier, Dolphin kicker Garo Yepremian missed a 24-yard field goal attempt for the second time in the game. Oakland's George Blanda also missed a 23-yarder.

MIAMI	0	7	0	7	-	14
OAKLAND	0	7	7	7	-	21

M	-	Warfield, 16 pass from Griese (Yepremian kick)	2/19	2-	3:31
O	-	Biletnikoff, 22 pass from Lamonica (Blanda kick)	8/62	2-	13:10
O	-	Brown, 50 interception return (Blanda kick)		3-	12:26
O	-	Sherman, 82 pass from Lamonica (Blanda kick)	3/80	4-	5:26
M	-	W. Richardson, 7 pass from Griese (Yepremian kick)	9/69	4-	10:32

ATT. - 54,401

	Miami	Oakland
First Downs Total-Rush.-Pass.-Pen.	16-5-9-2	12-5-7-0
Total Yards-Plays-Average	242-63-3.5	301-52-5.8
Rushes-Yards-Average	33-118-3.6	36-114-3.2
Net Yards Passing-Times Thrown-Yards Lost	124-3-31	187-0-0
Passes Attempted-Completed-Intercepted	27-13-1	16-8-0
Punts/Number-Average	5-39.2	4-32.2
Penalties/Number-Yards	0-0	4-30
Fumbles/Number-Lost	2-0	4-2

INDIVIDUAL STATISTICS

RUSHING - Miami: Kiick 14-64, Morris 8-29, Csonka 10-23, Griese 1-2.
Oakland: Hubbard 18-58, Smith 9-37, Dixon 8-31, Banaszak 1-(-6).

PASSING - Miami: Griese 27-13-1, 155 yards, 2 TDs.
Oakland: Lamonica 16-8-0, 187 yards, 2 TDs.

RECEIVING - Miami: Warfield 4-62, Kiick 4-34, W. Richardson 2-30, Morris 2-15, Twilley 1-14.
Oakland: Biletnikoff 3-46, Chester 2-47, Sherman 1-82, Smith 1-9, Dixon 1-3.

INTERCEPTIONS - Miami: None.
Oakland: Brown 1-50.

SACKS - Miami: None.
Oakland: Hilton 1, Curtis 1, Miller 1.

1971 AFC PLAYOFF

MIAMI 27, KANSAS CITY 24 (2 OTs)
December 25, 1971

Kansas City Municipal Stadium
Kansas City, MO

Garo Yepremian ended 82 minutes and 40 seconds of an epic struggle by booting a 37-yard field goal with 7:40 elapsed in the second overtime, lifting the Dolphins past Kansas City, 27-24, on Christmas Day. The Dolphins battled from behind three times to tie the AFC West champions, the third time on Bob Griese's five-yard pass to tight end Marv Fleming with 96 seconds remaining in regulation. Kansas City running back Ed Podolak, who amassed 350 yards of all-purpose running, returned the ensuing kickoff 78 yards to the Dolphin 22 where Curtis Johnson missed a desperation tackle. With 35 seconds on the clock, Jan Stenerud missed a 32-yard field-goal try. Stenerud had a 42-yarder blocked by Nick Buoniconti in the fifth quarter, and Yepremian was short with a 45-yard effort. But Larry Csonka crashed 29 yards to the Chiefs 36, and that put Yepremian, the NFL's scoring leader, in position to win it. Goal posts were on the goal line; in 1974 the uprights were moved to the end line.

MIAMI	0	10	7	7	0	3	-	27
KANSAS CITY	10	0	7	7	0	0	-	24

KC - FG Stenerud 24	9/40	1- 6:06
KC - Podolak, 7 pass from Dawson (Stenerud kick)	6/35	1-11:31
M - Csonka, 1 run (Yeapremian kick)	9/80	2- 2:22
M - FG Yeapremian 14	4/5	2-14:47
KC - Otis, 1 run (Stenerud kick)	14/75	3- 9:44
M - Kiick, 1 run (Yeapremian kick)	8/71	3-14:00
KC - Podolak, 3run (Stenerud kick)	6/91	4- 8:14
M - Fleming, 5 pass from Griese (Yeapremian kick)	9/71	4-13:24
M - FG Yeapremian 37	6/402nd OT- 7:40	

ATT. - 45,822

First Downs/Total-Rush.-Pass.-Pen.	Miami 22-6-14-2	Kansas City 23-13-10-0
Total Yards-Plays-Average	407-78-5.2	451-71-6.4
Rushes-Yards-Average	43-144-3.4	44-213-4.8
Net Yards Passing-Times Thrown-Yards Lost	263-0-0	238-1-8
Passes Attempted-Completed-Intercepted	35-20-2	26-18-2
Punts/Number-Average	6-40.0	2-51.0
Penalties/Number-Yards	5-26	6-44
Fumbles/Number-Lost	1-0	3-2

INDIVIDUAL STATISTICS

RUSHING - Miami: Csonka 24-86, Kiick 15-56, Griese 2-9, Warfield 2-(-7).
 Kansas City: Hayes 22-100, Podolak 17-85, Wright 2-15, Otis 3-13.

PASSING - Miami: Griese 35-20-2, 263 yards, 1 TD.
 Kansas City: Dawson 26-18-2, 246 yards, 1 TD.

RECEIVING - Miami: Warfield 7-140, Twilley 5-58, Fleming 4-37, Kiick 3-24, Mandich 1-4.
 Kansas City: Podolak 8-110, Wright 3-104, Taylor 3-12, Hayes 3-6, Frazier 1-14.

INTERCEPTIONS - Miami: Scott 1-13, Johnson 1-0.
 Kansas City: Lanier 1-7, Lynch 1-0.

SACKS - Miami: Fernandez 0.5, Heinz 0.5.
 Kansas City: None.

1971 AFC CHAMPIONSHIP

MIAMI 21, BALTIMORE 0
 January 2, 1972

Orange Bowl
 Miami, FL

Three lightning plays and a persistent defense propelled the Dolphins into Super Bowl VI with a 21-0 rout of Baltimore before an all-time Orange Bowl record crowd of 78,939. Strong safety Dick Anderson intercepted a Johnny Unitas pass which was deflected by Curtis Johnson, and behind a wall of six open-field blocks Anderson weaved 62 yards for a third-quarter touchdown. "My eyes were popping as I ran," Anderson said. "I've never seen so many people land on their heads." Before Anderson's convey made it 14-0, the Dolphins staggered the defending Super Bowl champions when Bob Griese and Paul Warfield hooked up for a 75-yard TD pass. Warfield applied the clincher when he escaped 50 yards with a Griese pass, setting up a five-yard TD slam by fullback Larry Csonka. The Colts had not been held scoreless for 97 games over seven seasons. They were stopped at the Dolphin 9 in the second quarter. Jim O'Brien missed two field-goal attempts and had another blocked by Lloyd Mumphord.

BALTIMORE	0	0	0	0	—	0
MIAMI	7	0	7	7	—	21

M - Warfield, 75 pass from Griese (Yeapremian kick)	2/80	1- 8:21
M - Anderson, 62 interception return (Yeapremian kick)		3-10:21
M - Csonka, 5 run (Yeapremian kick)	6/74	4- 6:56

ATT. - 78,939

First Downs Total-Rush.-Pass.-Pen.	Baltimore 16-6-10-0	Miami 13-8-4-1
Total Yards-Plays-Average	302-68-3.1	286-45-6.4
Rushes-Yards-Average	30-89-2.9	35-144-4.1
Net Yards Passing-Times Thrown-Yards Lost	213-2-11	142-2-16
Passes Attempted-Completed-Intercepted	36-20-3	8-4-1
Punts/Number-Average	3-45.3	6-42.7
Penalties/Number-Yards	1-5	2-27
Fumbles/Number-Lost	1-0	0-0

INDIVIDUAL STATISTICS

RUSHING - Miami: Kiick 18-66, Csonka 15-63, Griese 1-12, Morris 1-3.
 Baltimore: McCauley 15-50, Nottingham 11-33, Nowatzke 2-5, Unitas 2-1.

PASSING - Miami: Griese 8-4-1, 158 yards, 1 TD.
 Baltimore: Unitas 36-20-3 224 yards, 0 TDs.

420

RECEIVING - Miami: Warfield 2-125, Twilley 2-33.
 Baltimore: Hinton 6-98, Nottingham 4-26, Perkins 3-19, Havrilak 2-31, McCauley 2-24, Mitchell 1-14, Mackey 1-6, Matte 1-6.

INTERCEPTIONS - Miami: Anderson 1-62, Kolen 1-11, Scott 1-0.
 Baltimore: Logan 1-0.

SACKS - Miami: Heinz 2.
 Baltimore: Smith 1, M. Curtis 1.

SUPER BOWL VI

DALLAS 24, MIAMI 3
 January 16, 1972

Tulane Stadium
 New Orleans, LA

A 252-yard rushing attack and sharp passing by Roger Staubach spurred the Dallas Cowboys to a 24-3 victory over the Dolphins at Tulane Stadium. Duane Thomas pranced 95 yards on 19 carries, fullback Walt Garrison added 74 yards on 14 carries and Staubach passed twice for touchdowns to Lance Alworth and Mike Ditka. Staubach, who was sacked twice in the first quarter, bounced back to complete 12 of 19 passes, and he scrambled from the Dolphin pass rush five times. The Dolphins were frustrated all day; in the first quarter, Larry Csonka lost a fumble and Bob Griese was chased by tackle Bob Lilly for a 29-yard loss. Griese also fumbled away a snap at the Dallas 16 in the fourth period. Although it was an intriguing 10-3 at halftime, the Cowboys marched 71 yards in eight plays after the kickoff, and Thomas swept three yards for the TD.

DALLAS	3	7	7	7	—	24
MIAMI	0	3	0	0	—	3

D - FG Clark 9	12:50	1-13:37
D - Alworth, 7 pass from Staubach (Clark kick)	10:76	2-13:45
M - FG Yeapremian 31	5:44	2-14:56
D - D. Thomas, 3 run (Clark Kick)	8/71	3- 5:17
D - Ditka, 7 pass from Staubach (Clark kick)	3/9	4- 3:18

ATT. - 80,591

First Downs Total-Rush.-Pass.-Pen.	Dallas 23-15-8-0	Miami 10-3-7-0
Total Yards-Plays-Average	352-69-5.1	185-44-4.2
Rushes-Yards-Average	48-252-5.3	20-80-4.0
Net Yards Passing-Times Thrown-Yards Lost	100-2-19	105-1-29
Passes Attempted-Completed-Intercepted	19-12-0	23-12-1
Punts/Number-Average	5-37.2	5-40.0
Penalties/Number-Yards	3-15	0-0
Fumbles/Number-Lost	1-1	2-2

INDIVIDUAL STATISTICS

RUSHING - Miami: Csonka 9-40, Kiick 10-40, Griese 1-0.
 Dallas: Thomas 19-95, Garrison 14-74, Hill 7-25, Staubach 5-18, Ditka 1-17, Hayes 1-16, Reeves 1-7.

PASSING - Miami: Griese 23-12-1, 134 yards, 0 TDs.
 Dallas: Staubach 19-12-0, 119 yards, 2 TDs.

RECEIVING - Miami: Warfield 4-39, Kiick 3-21, Csonka 2-18, Fleming 1-27, Twilley 1-20, Mandich 1-9.
 Dallas: Thomas 3-17, Alworth 2-28, Ditka 2-28, Hayes 2-23, Garrison 2-11, Hill 1-12.

INTERCEPTIONS - Miami: None
 Dallas: Howley 1-14.

SACKS - Miami: Fernandez 1, Riley 1.
 Dallas: Lilly 1.

1972 AFC PLAYOFF

MIAMI 20, CLEVELAND 14
 December 24, 1972

Orange Bowl
 Miami, FL

On the ropes in the fourth quarter after an unprecedented 14 victories, the Dolphins responded to poised Earl Morrall and drove 80 yards for a touchdown with 4:56 to play for a 20-14 victory over the Cleveland Browns. Morrall, the NFL's leading passer after replacing the injured Bob Griese 10 weeks earlier, had completed only four passes for 38 yards. But he threw 15 and 35 yards to Paul Warfield, reaching the Browns 20, and a pass interference call against linebacker Billy Andrews, put the ball at the eight. Halfback Jim Kiick then bulled eight yards up the middle on a trap for the winning points. The triumph was sealed with a minute to play when Dolphin linebacker Doug Swift intercepted Cleveland QB Mike Phipps at the Dolphin 20. Despite stealing five of Phipps' passes, the Dolphins were stung by a 27-yard TD pass to Fair Hooker and trailed 14-13 with 8:11 to play.

421

CLEVELAND	0	0	7	7	-	14
MIAMI	10	0	0	10	-	20

M - Babb, 5 recovery of blocked punt (Yeapremian kick)		1- 5:28
M - FG Yeapremian 40	11/51	1-12:30
C - Phipps, 5 run (Cockroft kick)	5/44	3- 7:22
M - FG Yeapremian 46	8/32	4- 1:28
C - Hooker, 27 pass from Phipps (Cockroft kick)	11/90	4- 6:49
M - Kiick, 8 run (Yeapremian kick)	6/80	4-10:06

ATT. - 78,196

	Cleveland	Miami
First Downs Total-Rush.-Pass.-Pen.	15-9-6-0	17-11-4-2
Total Yards-Plays-Average	283-57-5.0	272-64-4.3
Rushes-Yards-Average	32-165-5.2	47-198-4.2
Net Yards Passing-Times Thrown-Yards Lost	118-2-13	74-4-14
Passes Attempted-Completed-Intercepted	23-9-5	13-6-0
Punts/Number-Average	6-34.7	5-42.0
Penalties/Number-Yards	3-25	3-25
Fumbles/Number-Lost	2-0	2-2

INDIVIDUAL STATISTICS

RUSHING - Miami: Morris 15-72, Kiick 14-50, Warfield 2-41, Csonka 12-32, Morrall 4-3.
 Cleveland: Scott 16-94, Phipps 8-47, Brown 4-13, Kelly 4-11.
PASSING - Miami: Morrall 13-6-0, 88 yards, 0 TDs.
 Cleveland: Phipps 23-9-5, 131 yards, 1 TD.
RECEIVING - Miami: Twilley 3-33, Warfield 2-50, Kiick 1-5.
 Cleveland: B. Scott 4-30, Hooker 3-53, Kelly 1-27, Morin 1-21.
INTERCEPTIONS - Miami: Swift 2-12, Anderson 2-12, Johnson 1-33.
 Cleveland: None.
SACKS - Miami: Fernandez 1, Stanfill 1.
 Cleveland: Roman 2, Sherk 1, Johnson 1.

1972 AFC CHAMPIONSHIP

MIAMI 21, PITTSBURGH 17
 December 31, 1972

Three Rivers Stadium
 Pittsburgh, PA

Quarterback Bob Griese, playing 11 weeks after he had broken his right leg, ignited a third-quarter touchdown drive with a 52-yard pass to Paul Warfield, and the Dolphins overtook the Pittsburgh Steelers, 21-17, in unusually warm 63-degree weather. Griese was given the nod in the second half after Earl Morrall had flipped a nine-yard touchdown pass to Larry Csonka for a 7-7 halftime deadlock. Punter Larry Seiple broke loose on a daring 37-yard run on fourth down to set up that TD. Trailing 10-7, Griese directed TD drives of 80 and 49 yards with Jim Kiick blasting two and three yards for the scores. Steeler quarterback Terry Bradshaw, who closed the gap with four straight completions on a 71-yard TD drive, was intercepted by Nick Buoniconti at midfield with 2½ minutes to play. In addition to Seiple's dash, the Dolphins converted fourth-down situations on both Griese-led drives.

MIAMI	0	7	7	7	-	21
PITTSBURGH	7	0	3	7	-	17

P - Mullins, recovery of Bradshaw fumble (Gerela kick)	10/48	1-10:45
M - Csonka, 9 pass from Morrall (Yeapremian kick)	9/80	2- 3:03
P - FG Gerela 14	9/73	3- 4:04
M - Kiick, 2 run (Yeapremian kick)	11/80	3-11:39
M - Kiick, 3 run (Yeapremian kick)	11/49	4- 7:35
P - Young, 12 pass from Bradshaw (Gerela kick)	4/71	4- 9:39

ATT. - 50,350

	Miami	Pittsburgh
First Downs Total-Rush.-Pass.-Pen.	19-11-6-2	13-6-6-1
Total Yards-Plays-Average	314-65-4.8	250-48-5.2
Rushes-Yards-Average	49-193-3.9	26-128-4.9
Net Yards Passing-Times Thrown-Yards Lost	121-0-0	122-2-15
Passes Attempted-Completed-Intercepted	16-10-1	20-10-2
Punts/Number-Average	4-35.5	4-51.3
Penalties/Number-Yards	2-19	4-30
Fumbles/Number-Lost	0-0	2-0

INDIVIDUAL STATISTICS

RUSHING - Miami: Morris 16-76, Csonka 24-68, Seiple 1-37, Kiick 8-12.
 Pittsburgh: Harris 16-76, Fuqua 8-47, Bradshaw 2-5.
PASSING - Miami: Morrall 11-7-1, 51 yards, 1 TD; Griese 5-3-0, 70 yards, 0 TDs.

Pittsburgh: Bradshaw 10-5-2, 80 yards, 1 TD; Hanratty 10-5-0, 57 yards, 0 TDs.

RECEIVING - Miami: Fleming 5-50, Warfield 2-63, Csonka 1-9, Mandich 1-5, Morris 1-(-6).

Pittsburgh: Young 4-54, Shanklin 2-49, Harris 2-3, McMakin 1-22, Brown 1-9.

INTERCEPTIONS - Miami: Buoniconti 1-6, Kolen 1-5.

Pittsburgh: Edwards 1-28.

SACKS - Miami: Stanfill 1-5, Den Herder 0-5.

Pittsburgh: None.

SUPER BOWL VII

MIAMI 14, WASHINGTON 7
 January 14, 1973

Memorial Coliseum
 Los Angeles, CA

"This is the ultimate," Coach Don Shula said quietly after his unbeaten Dolphins dominated the Washington Redskins, 14-7, to cap a perfect season. It was Shula's first Super Bowl triumph in three tries. A record Super Bowl paid crowd of 90,182 saw the Dolphins surge to a 14-0 halftime lead even as one touchdown was nullified by an offside penalty. Miami intercepted three of Bill Kilmer's passes, and Manny Fernandez scuttled the Redskin running game with 17 tackles. An original Dolphin, Howard Twilley, eluded cornerback Pat Fischer to snare a 28-yard touchdown pass from Bob Griese in the first quarter. Griese's 57-yard TD bomb to Paul Warfield was erased by the penalty, but a 32-yard interception return by linebacker Nick Buoniconti set up the Dolphins' second score. Safety Jake Scott thwarted Kilmer with an end zone interception and 55-yard runback. The Redskins finally scored on a bizarre 49-yard fumble recovery by Mike Bass after a blocked field goal and attempted pass by kicker Garo Yeapremian. Scott was named MVP.

MIAMI	7	7	0	0	-	14
WASHINGTON	0	0	0	7	-	7

M - Twilley, 28 pass from Griese (Yeapremian kick)	6/63	1-14:59
M - Kiick, 1 run (Yeapremian kick)	5/27	2-14:42
W - Bass, 49 fumble recovery (Knight kick)		4-12:53

ATT. - 85,462

	Miami	Washington
First Downs Total-Rush.-Pass.-Pen.	12-7-5-0	16-9-7-0
Total Yards-Plays-Average	253-50-5.1	228-66-3.5
Rushes-Yards-Average	37-184-5.0	36-141-3.9
Net Yards Passing-Times Thrown-Yards Lost	69-2-19	87-2-17
Passes Attempted-Completed-Intercepted	11-8-1	28-14-3
Punts/Number-Average	7-43.0	5-31.2
Penalties/Number-Yards	3-35	3-25
Fumbles/Number-Lost	2-1	1-0

INDIVIDUAL STATISTICS

RUSHING - Miami: Csonka 15-112, Kiick 12-38, Morris 10-34.
 Washington: Brown 22-72, Harraway 10-37, Kilmer 2-18, C.Taylor 1-8, Smith 1-6.
PASSING - Miami: Griese 11-8-1, 88 yards, 1 TD.
 Washington: Kilmer 28-14-3, 104 yards, 0 TDs.
RECEIVING - Miami: Warfield 3-36, Kiick 2-6, Twilley 1-28, Mandich 1-19, Csonka 1-(-1).
 Washington: Jefferson 5-50, Brown 5-26, C.Taylor 2-20, Smith 1-11, Harraway 1-(-3).
INTERCEPTIONS - Miami: Scott 2-63, Buoniconti 1-32.
 Washington: Owens 1-0.
SACKS - Miami: Fernandez 1, Stanfill 1.
 Washington: Talbert 1, Biggs 1.

1973 AFC PLAYOFF

MIAMI 34, CINCINNATI 16
 December 23, 1973

Orange Bowl
 Miami, FL

A defense which had allowed only 15 touchdowns all season kept the Cincinnati Bengals out of the end zone while the Dolphins hammered 241 yards on the ground for a convincing 34-16 victory. Mercury Morris scooted 106 yards on 20 carries and Bob Griese completed 11 of 18 passes, including TDs of 13 yards to Paul Warfield and seven yards to Jim Mandich. Garo Yeapremian converted long field goals of 50 and 46 yards in the second half to widen the winning margin. The Dolphins led 21-3 when a lapse just before halftime gave life to the Bengals. Safety Neal Craig intercepted Griese and returned it 45 yards for a score, and Horst Muhlmann booted field goals of 46 and 12 yards - the second coming after Morris fumbled a kickoff - to make it 21-16.

CINCINNATI	3	13	0	0	-	16
MIAMI	14	7	10	3	-	34

M - Warfield, 13 pass from Griese (Yepreman kick)	10/80	1-	5:23
C - FG Muhlmann 24	10/55	1-	9:22
M - Csonka, 1 run (Yepreman kick)	12/80	1-14:	39
M - Morris, 4 run (Yepreman kick)	7/75	2-	7:23
C - Craig, 45 interception return (Muhlmann kick)		2-11:	34
C - FG Muhlmann 46	6/29	2-	14:52
C - FG Muhlmann 12	1/0	2-	14:56
M - Mandich, 7 pass from Griese (Yepreman kick)	7/72	3-	5:18
M - FG Yepreman 50	7/16	3-10:	12
M - FG Yepreman 46	8/32	4-	3:40

ATT. - 75,770

First Downs Total-Rush.-Pass.-Pen.	Cincinnati	Miami
Total Yards-Plays-Average	11-5-6-0	27-18-9-0
Rushes-Yards-Average	194-50-3.9	400-71-5.6
Net Yards Passing-Times Thrown-Yards Lost	20-97-4.9	52-241-4.6
Passes Attempted-Completed-Intercepted	97-3-16	159-0-0
Punts/Number-Average	27-14-1	19-11-2
Penalties/Number-Yards	7-36.3	2-49.0
Fumbles/Number-Lost	2-19	1-5
	0-0	2-1

INDIVIDUAL STATISTICS

RUSHING - Miami: Morris 20-106, Csonka 20-71. Kiick 10-51, Leigh 1-8, Nottingham 1-5.
 Cincinnati: Clark 7-40, Anderson 3-26, Johnson 2-17, Elliot 7-15, Curtis 1-(-1).
PASSING - Miami: Griese 18-11-1, 159 yards, 2 TDs; Briscoe 1-0-1, 0 yards, 0 TDs.
 Cincinnati: Anderson 27-14-1, 113 yards, 0 TDs.
RECEIVING - Miami: Warfield 4-95 Mandich 3-28, Kiick 3-19, Briscoe 1-17.
 Cincinnati: Elliott 9-53, Joiner 2-33, Clark 2-18, Curtis 1-9.
INTERCEPTIONS - Miami: Anderson 1-19.
 Cincinnati: Craig 1-45, Casanova 1-0.
SACKS - Miami: Matheson 2, Stanfill 1.
 Cincinnati: None.

1973 AFC CHAMPIONSHIP

MIAMI 27, OAKLAND 10
 December 30, 1973

Orange Bowl
 Miami, FL

A relentless running attack with Larry Csonka and Mercury Morris accounting for 203 of the 266 yards powered the Dolphins to a 27-10 triumph over the Oakland Raiders for a third straight American Conference title. Csonka, a 237-pound battering ram who had his third consecutive 1,000-yard season, scored three touchdowns with his 117 yards on 29 carries. The Dolphins covered 64 and 63 yards exclusively on the ground for a 14-0 halftime lead. Then as the Raiders battled within 17-10, Bob Griese directed ground assaults of 63 yards, culminating in a field goal, and 40 yards, ending in Csonka's third TD. Defensively, safety Dick Anderson forced a fourth-down fumble by Marv Hubbard at midfield, and the Dolphins took possession with a 20-10 lead and six minutes to play. Oakland had stopped Miami's 18-game winning streak, 12-7, three months earlier.

OAKLAND	0	0	10	0	-	10
MIAMI	7	7	3	10	-	27

M - Csonka, 11 run (Yepreman kick)	8/64	1-	5:13
M - Csonka, 2 run (Yepreman kick)	15/63	2-14:	43
O - FG Blanda 21	11/63	3-	5:11
M - FG Yepreman 42	3/8	3-	7:33
O - Siani, 25 pass from Stabler (Blanda kick)	10/79	3-12:	22
M - FG Yepreman 26	11/63	4-	5:18
M - Csonka, 2 run (Yepreman kick)	10/42	4-13:	11

ATT. - 75,105

First Downs Total-Rush.-Pass.-Pen.	Oakland	Miami
Total Yards-Plays-Average	15-4-9-2	21-18-2-1
Rushes-Yards-Average	236-49-4.8	292-60-4.9
Net Yards Passing-Times Thrown-Yards Lost	26-107-4.1	53-266-5.0
Passes Attempted-Completed-Intercepted	129-0-0	26-1-8
Punts/Number-Average	23-15-1	6-3-1
	2-51.0	1-39.0

424

Penalties/Number-Yards
 Fumbles/Number-Lost

3-35
 1-0
 3-26
 1-0

INDIVIDUAL STATISTICS

RUSHING - Miami: Csonka 29-117, Morris 14-86, Griese 3-39, Kiick 6-12, Nottingham 1-12.
 Oakland: Hubbard 10-54, C. Smith 10-35, Davis 4-15, Banaszak 2-3
PASSING - Miami: Griese 6-3-1, 34 yards, 0 TDs.
 Oakland: Stabler 23-15-1, 129 yards, 1 TD.
RECEIVING - Miami: Warfield 1-27, Briscoe 1-6, Kiick 1-1.
 Oakland: C. Smith 5-43, Siani 3-45, Biletnikoff 2-15, Hubbard 2-11, Moore 2-9, Davis 1-6.
INTERCEPTIONS - Miami: Matheson 1-29.
 Oakland: Brown 1-0.
SACKS - Miami: None.
 Oakland: Sistrunk 1.

SUPER BOWL VIII

MIAMI 24, MINNESOTA 7
 January 13, 1974

Rice Stadium
 Houston, TX

Winning for the 32nd time in 34 games, the Dolphins repeated as Super Bowl champions and proved themselves "Best Ever" with a 24-7 rout of the Minnesota Vikings at Rice Stadium. There was no doubt from the beginning. The Dolphins swept 62 yards in 10 plays with the opening kickoff, scoring on Larry Csonka's five-yard smash. Minnesota punted, and the onslaught resumed with a 56-yard, 10-play Dolphin drive capped by Jim Kiick's one-yard plunge. It was 17-0 before the Vikings crossed their 40, and a fourth-down fumble by Minnesota's Oscar Reed was recovered by safety Jake Scott at the Dolphin six-yard line. A brilliant, diving catch by Paul Warfield netted 27 yards on a third-quarter TD drive that hiked the score to 24-0. Csonka finished with his best-ever total of 145 yards on 33 carries. The Dolphins rushed for 703 yards and outscored opponents 85-33 in the three-game playoff blitz. Csonka's yardage was a Super Bowl record and he was named MVP.

MINNESOTA	0	0	0	7	-	7
MIAMI	14	3	7	0	-	24

MI - Csonka, 5 run (Yepreman kick)	10/62	1-	9:33
MI - Kiick, 1 run (Yepreman kick)	10/56	1-	13:38
MI - FG Yepreman 28	7/44	2-	8:58
MI - Csonka, 2 run (Yepreman kick)	7/43	3-	6:16
MI - Tarkenton, 4 run (Cox kick)	10/57	4-	1:35

ATT. - 68,142

First Downs Total-Rush.-Pass.-Pen.	Minnesota	Miami
Total Yards-Plays-Average	14-5-8-1	21-13-4-4
Rushes-Yards-Average	238-54-4.4	259-61-4.2
Net Yards Passing-Times Thrown-Yards Lost	24-72-3.0	53-196-3.7
Passes Attempted-Completed-Intercepted	166-2-16	63-1-10
Punts/Number-Average	28-18-1	7-6-0
Penalties/Number-Yards	5-42.2	3-39.6
Fumbles/Number-Lost	7-65	1-4
	2-1	0

INDIVIDUAL STATISTICS

RUSHING - Miami: Csonka 33-145, Morris 11-34, Kiick 7-10, Griese 2-9.
 Minnesota: Reed 11-32, Foreman 7-18, Tarkenton 4-17, Marinaro 1-3, B. Brown 1-2.
PASSING - Miami: Griese 7-6-0, 73 yards, 0 TDs.
 Minnesota: Tarkenton 28-18-1, 182 yards, 0 TDs.
RECEIVING - Miami: Warfield 2-33, Mandich 2-21, Briscoe 2-19.
 Minnesota: Foreman 5-27, Gilliam 4-44, Voight 3-46, Marinaro 2-39, B. Brown 1-9, Kingsriter 1-9, Lash 1-9, Reed 1-(-1).
INTERCEPTIONS - Miami: Johnson 1-10.
 Minnesota: None.
SACKS - Miami: Fernandez 1, Den Herder 1.
 Minnesota: Paige 1.

1974 AFC PLAYOFF

OAKLAND 28, MIAMI 26
 December 21, 1974

Oakland-Alameda County Coliseum
 Oakland, CA

Oakland quarterback Ken Stabler, falling in the clutches of Vern Den Herder, unloaded a wobbly eight-yard pass that Clarence Davis wrestled from three defenders in the end zone, and the Raiders scored a stunning 28-26 victory over the defending champion Dolphins. Stabler, who had spent the last of his timeouts,

425

appeared to have thrown an interception. But running back Davis clutched the football when bodies were untangled with 26 seconds remaining. It was the fourth TD pass for lefthander Stabler and his second "freak" score. Four minutes earlier Cliff Branch fell while catching a pass at the Dolphin 27. But defender Henry Stuckey also slipped, and Branch got up and escaped for a 72-yard TD. The Dolphins, trailing by two points, went ahead with 2:08 remaining as rookie Benny Malone broke two tackles on a 23-yard touchdown run along the sideline.

MIAMI	7	3	6	10	-	26
OAKLAND	0	7	7	14	-	28

M - N. Moore, 89 kickoff return (Yepremian kick)				1- 0:15
O - C. Smith, 31 pass from Stabler (Blanda kick)				2- 7:21
M - FG Yepremian 3	7/78			2-13:59
O - Biletnikoff, 13 pass from Stabler (Blanda kick)	11/47			3- 6:55
M - Warfield, 16 pass from Griese (kick failed)	9/60			3- 8:22
O - FG Yepremian 46	5/65			4- 3:10
M - Branch, 72 pass from Stabler (Blanda kick)	8/53			4-10:23
O - Malone, 23 run (Yepremian kick)	2/83			4-12:52
M - Davis, 8 pass from Stabler (Blanda kick)	4/68			4-14:34
O -	8/68			

ATT. - 52,817

First Downs/Total-Rush.-Pass.-Pen.	Miami	Oakland
Total Yards-Plays-Average	18-10-6-2	19-8-11-0
Rushes-Yards-Average	294-57-5.2	411-64-6.4
Net Yards Passing-Times Thrown-Yards Lost	41-213-5.2	32-135-4.2
Passes Attempted-Completed-Intercepted	81-2-20	276-2-17
Punts/Number-Average	14-7-1	30-20-1
Penalties/Number-Yards	6-33.2	7-42.7
Fumbles/Number-Lost	3-15	3-59
	0-0	0-0

INDIVIDUAL STATISTICS

RUSHING - Miami: Csonka 24-114, Malone 14-83, Griese 2-14, Kiick 1-2. Oakland: Davis 12-59, Hubbard 14-55, Banaszak 3-14, Stabler 3-7.
PASSING - Miami: Griese 14-7-1, 101 yards, 1 TD. Oakland: Stabler 30-20-1, 293 yards, 4 TDs.
RECEIVING - Miami: Warfield 3-47, N. Moore 2-40, Nottingham 1-9, Kiick 1-5. Oakland: Biletnikoff 8-122, Branch 3-84, Moore 3-22, C. Smith 2-35, C. Davis 2-16, Hubbard 1-9, Pitts 1-5.
INTERCEPTIONS - Miami: Anderson 1-14. Oakland: Villapiano 1-5.
SACKS - Miami: Den Herder 1, Fernandez 1. Oakland: Sistrunk 1, Jones 1.

1978 AFC WILD-CARD PLAYOFF

HOUSTON 17, MIAMI 9
December 24, 1978

Orange Bowl
Miami, FL

The Houston Oilers amassed a 455-209 margin in total yardage, and aided by five Dolphin turnovers, gained a 17-9 victory in a battle of AFC wild-card entries at the Orange Bowl. Toni Fritsch kicked a 35-yard field goal with 7:25 remaining to snap a 7-7 tie that existed since the first quarter. An interception by linebacker Greg Bingham led to a clinching 50-yard touchdown drive capped by Earl Campbell's one-yard dive with 1:55 to go. Campbell, the NFL rushing leader with 1,450 yards as a rookie, had been checked for only 16 yards on 13 carries in the first half. Dolphin quarterback Bob Griese, playing with very sore ribs, connected with tight end Andre Tillman for a 13-yard TD after Earnie Rhone had recovered a fumbled punt at the Houston 21. But Griese completed only 13 of 28 passes. Twice the Dolphins lost the ball inside the Oiler 10-yard line when the game was tied. Houston's Dan Pastorini wore a flak jacket to protect three broken ribs, and he passed for 261 of his 306-yard total in the first half.

HOUSTON	7	0	0	10	-	17
MIAMI	7	0	0	2	-	9

M - Tillman, 13 pass from Griese (Yepremian kick)	2/21	1- 9:58
H - Wilson, 13 pass from Pastorini (Fritsch kick)	10/71	1-14:57
H - FG Fritsch 35	10/53	4- 7:35
H - Campbell, 1 run (Fritsch kick)	10/50	4-13:05
M - Safety, Pastorini runs out of end zone		4-14:49

ATT. - 70,036

First Downs/Total-Rush.-Pass.-Pen.	Houston	Miami
Total Yards-Plays-Average	23-9-14-0	14-6-7-1
	455-77-5.9	209-57-3.7

426

Rushes-Yards-Average	45-165-3.7	25-91-3.6
Net Yards Passing-Times Thrown-Yards Lost	290-2-16	118-2-19
Passes Attempted-completed-Intercepted	30-20-0	30-12-3
Punts/Number-Average	5-44.0	5-48.6
Penalties/Number-Yards	5-37	1-5
Fumbles/Number-Lost	3-1	2-2

INDIVIDUAL STATISTICS

RUSHING - Miami: L. Harris 9-43, Williams 13-41, N. Moore 1-7, Bulaich 2-0. Houston: Campbell 26-84, Wilson 14-76, Poole 1-12, Coleman 1-2, Pastorini 3-(-9).
PASSING - Miami: Griese 28-11-2, 114 yards, 1 TD; Strock 2-1-1, 23 yards, 0 TDs. Houston: Pastorini 29-20-0, 306 yards, 1 TD; Barber 1-0-0, 0 yards, 0 TDs.
RECEIVING - Miami: D. Harris 4-42, N. Moore 2-28, Tillman 2-24, Bulaich 2-14, L. Harris 1-21, Williams 1-8. Houston: Burrough 6-103, Wilson 5-40, Barber 4-112, Woods 2-22, Campbell 1-13, Caster 1-11, Coleman 1-5.
INTERCEPTIONS - Miami: None. Houston: Bingham 1-4, Reinfeldt 1-0, Sternick 1-0.
SACKS - Miami: Bokamper 2. Houston: Washington 1, Bethea 1.

1979 AFC PLAYOFF

PITTSBURGH 34, MIAMI 14
December 30, 1979

Three Rivers Stadium
Pittsburgh, PA

Launching a drive to their fourth Super Bowl title in six years, the Pittsburgh Steelers scored touchdowns on their first three possessions and coasted to a 34-14 victory at Three Rivers Stadium. Miami managed only 25 yards rushing against the Steel Curtain and was stopped twice in the second quarter after achieving a first down inside the Steeler 10-yard line. The Dolphins got as close as 20-7 with a seven-yard TD pass from Bob Griese to Danel Harris in the third period, but Pittsburgh responded with a 69-yard TD drive. The Steelers marched 62, 62 and 56 yards for their first-quarter scores when quarterback Terry Bradshaw completed 8 of 10 passes, including touchdowns to John Stallworth and Lynn Swann, who was standing alone in the end zone. Don Strock directed a 13-play, 76-yard TD drive after relieving Griese in the fourth quarter.

MIAMI	0	0	7	7	-	14
PITTSBURGH	20	0	7	7	-	34

P - Thornton, 1 run (Bahr kick)	13/62	1- 7:02
P - Stallworth, 17 pass from Bradshaw (kick blocked)	9/62	1-11:03
P - Swann, 20 pass from Bradshaw (Bahr kick)	6/56	1-14:09
M - Harris, 7 pass from Griese (von Schamann kick)	2/11	3- 3:55
P - Bleier, 1 run (Bahr kick)	12/69	3- 8:58
P - Harris, 5 run (Bahr kick)	9/43	4- 5:56
M - Csonka, 1 run (von Schamann kick)	13/76	4-11:53

ATT. - 50,214

First Downs Total-Rush.-Pass.-Pen.	Miami	Pittsburgh
Total Yards-Plays-Average	16-2-11-3	27-14-12-1
Rushes-Yards-Average	249-65-3.8	379-72-5.3
Net Yards Passing-Times Thrown-Yards Lost	22-25-1.1	40-159-3.9
Passes Attempted-Completed-Intercepted	224-3-19	220-1-10
Punts/Number-Average	40-22-2	31-21-0
Penalties Number-Yards	4-36.3	2-29.5
Fumbles/Number-Lost	4-35	8-41
	0-0	3-3

INDIVIDUAL STATISTICS

RUSHING - Miami: Csonka 10-20, Davis 2-12, Griese 1-1, Williams 8-1, Roberts 1-(-9). Pittsburgh: Harris 21-83, Thornton 12-52, Hawthorne 2-15, Bleier 4-13, Anderson 1-(-4).
PASSING - Miami: Griese 26-14-1, 118 yards, 1 TD; Strock 14-8-1, 125 yards, 0 TDs. Pittsburgh: Bradshaw 31-21-0, 230 yards, 2 TDs.
RECEIVING - Miami: Williams 6-26, Moore 5-93, Harris 3-61, Nathan 3-27, Davis 2-24, Hardy 2-12, Torrey 1-0. Pittsburgh: Stallworth 6-86, Harris 5-32, Smith 4-41, Swann 3-37, Thornton 3-34.
INTERCEPTIONS - Miami: None. Pittsburgh: Winston 1-3, Woodruff 1-0.
SACKS - Miami: Barisich 0.5, Den Herder 0.5. Pittsburgh: Dunn 1.5, Greene 1, Lambert 0.5.

427

1981 AFC PLAYOFF

SAN DIEGO 41, MIAMI 38 (OT)
January 2, 1982

Orange Bowl
Miami, FL

A record-setting showcase of the passing game resulted in NFL playoff marks for most points (79), most total yards (1,036) and most drama as the San Diego Chargers outlasted the Dolphins 41-38 in overtime. "The Miracle That Died" was the Miami Herald headline after the Dolphins rallied behind reserve quarterback Don Strock to overcome a 24-point deficit. The Pro Football Hall of Fame voted the contest as the "NFL's Game of the '80s." Strock completed 29 of 43 passes for 403 yards and four touchdowns, spurring the Dolphins to a 38-31 lead. A 12-yard sweep by Tony Nathan on the first play of the fourth quarter put the Dolphins on top. But Charger quarterback Dan Fouts, who passed for an NFL record 4,802 yards during the season, led an 82-yard drive capped by a 9-yard pass to James Brooks to tie the game with 58 seconds remaining. Five players had more than 100 yards in receptions, topped by Charger tight end Kellen Winslow with 13 catches for 166 yards. Fouts, who finished with 433 yards on 33 of 53 marksmanship, hooked up with Charlie Joiner for 39 yards to the Dolphin 10-yard line. Rolf Benirschke then kicked a 29-yard field goal to end the struggle after 13:52 of overtime. Benirschke had missed a 27-yard attempt eight minutes earlier, and Miami's Uwe von Schamann had two attempts blocked - a 43-yarder on the last play of regulation and a 35-yarder after 11:27 of overtime. It was the first game in NFL history in which two quarterbacks passed for more than 400 yards.

SAN DIEGO	24	0	7	7	3	-	41
MIAMI	0	17	14	7	0	-	38

SD - FG Benirschke 32	9/64	1-	5:11
SD - Chandler, 56 punt return (Benirschke kick)		1-	7:36
SD - Muncie, 1 run (Benirschke kick)	7/29	1-	11:02
SD - Brooks, 8 pass from Fouts (Benirschke kick)	3/11	1-	13:29
M - FG von Schamann 34	10/63	2-	6:29
M - Rose, 1 pass from Strock (von Schamann kick)	7/39	2-	12:15
M - Nathan, 25 run after lateral from Harris who caught 15 pass from Strock (von Schamann kick)	4/63	2-	15:00
M - Rose, 15 pass from Strock (von Schamann kick)	8/74	3-	4:10
SD - Winslow, 25 pass from Fouts (Benirschke kick)	6/60	3-	10:45
M - Hardy, 50 pass from Strock (von Schamann kick)	6/83	3-	13:32
M - Nathan, 12 run (von Schamann kick)	2/15	4-	0:07
SD - Brooks, 9 pass from Fouts (Benirschke kick)	10/82	4-	14:02
SD - FG Benirschke 29	6/74	OT-	13:52

ATT. - 73,735

First Downs Total-Rush.-Pass.-Pen.	San Diego 34-10-21-3	Miami 25-3-21-1
Total Yards-Plays-Average	564-85-6.6	472-79-6.0
Rushes-Yards-Average	29-149-5.1	28-78-2.8
Net Yards Passing-Times Thrown-Yards Lost	415-2-18	394-3-29
Passes Attempted-Completed-Intercepted	54-33-1	48-31-2
Punts/Number-Average	4-40.3	5-42.0
Penalties/Number-Yards	9-55	7-50
Fumbles/Number-Lost	3-3	—2-1

INDIVIDUAL STATISTICS

RUSHING - Miami: Nathan 14-48, Woodley 1-10, Hill 3-8, Vigorito 1-6, Franklin 9-6.
San Diego: Muncie 24-120, Brooks 3-19, Fouts 2-10.
PASSING - Miami: Strock 43-29-1, 403 yards, 4 TDs; Woodley 5-2-1, 20 yards, 0 TDs.
San Diego: Fouts 53-33-1, 433 yards, 3 TDs; Muncie 1-0-0, 0 yards, 0 TDs.
RECEIVING - Miami: Nathan 9-114, Harris 6-106, Hardy 5-89, Rose 4-37, Cefalo 3-62, Vigorito 2-12, Hill 2-3.
San Diego: Winslow 13-166, Joiner 7-108, Chandler 6-106, Brooks 4-31, Muncie 2-5, Scales 1-17.
INTERCEPTIONS - Miami: L. Blackwood 1-8.
San Diego: Edwards 1-35, Buchanan 1-0.
SACKS - Miami: Bokamper 2.
San Diego: Johnson 2, Jones 1.

1982 AFC PLAYOFF (first round)

MIAMI 28, NEW ENGLAND 13
January 8, 1983

Orange Bowl
Miami, FL

For the first time in nine years, the Miami Dolphins won a playoff game, defeating the New England Patriots 28-13. Dolphin QB David Woodley had one

428

of his finest games, completing 16 of 19 passes for 246 yards and two TDs. He was a perfect 8-8 in the second half. The Dolphins had not experienced a playoff win since January 13, 1974, when they downed Minnesota in Super Bowl VIII. The Dolphins took command in the second quarter, putting together back-to-back TD drives of 76 and 79 yards that turned a 3-0 deficit into a 14-3 halftime advantage. The four Miami TDs came on a pair of two-yard passes from David Woodley to tight end Bruce Hardy, a one-yard run by Andra Franklin and Woody Bennett's two-yard burst up the middle. Franklin finished with 112 yards on 26 carries, but lost the ball three times on fumbles. Two of those fumbles resulted in John Smith field goals of 23 and 42 yards for New England.

NEW ENGLAND	0	3	3	7	-	13
MIAMI	0	14	7	7	-	28

NE - FG Smith 23	8/24	2-	3:07
M - Hardy, 2 pass from Woodley (von Schamann kick)	9/76	2-	8:24
M - Franklin, 1 run (von Schamann kick)	9/79	2-	12:52
NE - FG Smith 42	8/38	3-	7:56
M - Bennett, 2 run (von Schamann kick)	11/74	3-	13:59
M - Hardy, 2 pass from Woodley (von Schamann kick)	8/62	4-	6:05
NE - Hasselbeck, 22 pass from Grogan (Smith kick)	6/80	4-	9:38

ATT. - 68,842

	New England	Miami
First Downs/Total-Rush.-Pass.-Pen.	14-6-8-0	27-12-14-1
Total Yards-Plays-Average	237-52-4.6	448-66-6.8
Rushes-Yards-Average	18-77-4.3	45-214-4.8
Net Yards Passing-Times Thrown-Yards Lost	160-4-29	234-2-12
Passes Attempted-Completed-Intercepted	30-16-2	19-16-0
Punts/Number-Average	5-43.6	1-51.0
Penalties/Number-Yards	4-27	2-15
Fumbles/Number-Lost	1-1	3-3

INDIVIDUAL STATISTICS

RUSHING - Miami: Franklin 26-112, Nathan 12-71, Woodley 1-16, Bennett 5-10, Vigorito 1-5.
New England: van Eeghen 9-40, Collins 7-35, Tatupu 1-4, Morgan 1-(-2).
PASSING - Miami: Woodley 19-16-0, 246 yards, 2 TDs.
New England: Grogan 30-16-2, 189 yards, 1 TD.
RECEIVING - Miami: Nathan 5-68, Hardy 3-23, Rose 2-47, Vigorito 2-40, Cefalo 2-27, Harris 1-36, Diana 1-5.
New England: Hasselbeck 7-87, Dawson 4-49, Collins 1-17, Toler 1-16, Brown 1-8, Johnson 1-7, van Eeghen 1-5.
INTERCEPTIONS - Miami: McNeal 1-16, Small 1-0.
New England: None.
SACKS - Miami: Rhone 1, Bokamper 1, Baumhower 1, Duhe 1.
New England: Owens 2.

1982 AFC PLAYOFF (second round)

MIAMI 34, SAN DIEGO 13
January 16, 1983

Orange Bowl
Miami, FL

The Dolphins choked off the famed Charger offense and won 34-13. The Dolphin defense stopped the San Diego offense, holding it to a total of 247 yards - 203 yards below its league-leading average - while holding the Chargers scoreless in the second half. Dolphin defenders intercepted QB Dan Fouts five times, sacked him three times and held the Chargers to 15 completions for 191 yards - their lowest output since a January, 1982, playoff game in the ice at Cincinnati. The Dolphin offense kept Fouts and Company on the sideline by utilizing ball control that produced 80 plays to San Diego's 54 and an overwhelming time of possession advantage: the Dolphins had the ball for 40:46 to the Chargers' 19:14. Dolphin QB David Woodley guided his team to a 214-yard ground attack while connecting on 17-22 passes for 195 yards and two TDs. Woodley opened the scoring with a three-yard pass to Nat Moore in the first quarter and made it 14-0 by directing Miami 89 yards on 13 plays. Charger kickoff returner Hank Bauer fumbled a kickoff which was recovered by Uwe von Schamann at the Charger 23-yard line. Seven plays later, Woodley hit tight end Ronnie Lee on a six-yard look-in pass for the score. On the next kickoff, Dolphin rookie Rich Diana recovered a fumble by the Chargers' James Brooks, but this time Miami had to settle for a 29-yard von Schamann field goal. The Chargers scored two late TDs, one on a 28-yard pass from Fouts to Charlie Joiner and the other on Chuck Muncie's one-yard dive that ended the San Diego scoring. Von Schamann added a second field goal shortly before the end of the first half and Woodley scored on a seven-yard QB draw early in the fourth quarter.

429

SAN DIEGO	0	13	0	0	-	13
MIAMI	7	20	0	7	-	34

M - Moore, 3 pass from Woodley (von Schamann kick)	5/26	1-	6:52
M - Franklin, 3 run (von Schamann kick)	13/89	2-	1:28
M - Lee, 6 pass from Woodley (von Schamann kick)	7/23	2-	4:31
M - FG von Schamann 24	7/30	2-	7:15
SD - Joiner, 28 pass from Fouts (kick failed)	3/28	2-	11:14
M - FG von Schamann 23	7/70	2-	13:55
SD - Muncie, 1 run (Benirschke kick)	5/76	2-	14:38
M - Woodley, 7 run (von Schamann kick)	8/62	4-	0:42

ATT. - 71,383

	San Diego	Miami
First Downs/Total-Rush.-Pass.-Pen.	17-5-9-3	29-15-11-3
Total Yards-Plays-Average	247-54-4.6	413-80-5.2
Rushes-Yards-Average	17-79-4.6	56-214-3.8
Net Yards Passing-Times Thrown-Yards Lost	168-3-23	199-1-16
Passes Attempted-Completed-Intercepted	34-15-5	23-18-1
Punts/Number-Average	4-41.3	3-40.3
Penalties/Number-Yards	7-62	6-70
Fumbles/Number-Lost	3-2	2-1

INDIVIDUAL STATISTICS

RUSHING - Miami: Franklin 23-96, Nathan 19-83, Woodley 3-14, Bennett 7-14, Orosz 1-11, Vigorito 1-2, Jensen 2-(-6).
San Diego: Muncie 11-62, Brooks 3-9, Fouts 2-3, Capelletti 1-5.

PASSING - Miami: Woodley 22-17-1, 195 yards, 2 TDs; Nathan 1-1-0, 20 yards, 0 TDs.
San Diego: Fouts 34-15-5, 191 yards, 1 TD.

RECEIVING - Miami: Nathan 8-55, Hardy 3-45, Cefalo 2-69, Vigorito 2-22, Harris 1-15, Lee 1-6, Moore 1-3.
San Diego: Muncie 6-53, Chandler 2-38, Brooks 2-25, Sievers 2-21, Joiner 1-28, Winslow 1-18, Holohan 1-8.

INTERCEPTIONS - Miami: G. Blackwood 2-19, McNeal 1-20, Small 1-16, L. Blackwood 1-(-1).
San Diego: Fox 1-18.

SACKS - Miami: Duhe 2, Bokamper 1.
San Diego: Ferguson 1.

1982 AFC CHAMPIONSHIP

MIAMI 14, N.Y. JETS 0
January 23, 1983

Orange Bowl
Miami, FL

For the third time in as many games in 1982, the Miami Dolphins defeated the New York Jets, this time on a rainy, mud-soaked Orange Bowl field. The Dolphins set an AFC Championship Game record by holding the Jets to 139 total yards. A.J. Duhe set an AFC playoff record with three interceptions, including one he returned for a 35-yard TD. The Dolphins set an NFL record by being the first team to have defeated the same team three times in a season - two times during the regular season and once in a playoff game. On nine occasions since the AFL-NFL merger, teams had met three times in a season - but no team had won all three games. Before a crowd of 67,396, the Dolphins' Woody Bennett rumbled seven yards up the middle to score the only points the Dolphins would need. That came in the third quarter after the teams had trudged through a scoreless first half on the soggy Prescription Athletic Turf.

N.Y. JETS	0	0	0	0	-	0
MIAMI	0	0	7	7	-	14

M - Bennett, 7 run (von Schamann kick)	7/48	3-	2:05
M - Duhe, 35 interception return (von Schamann kick)		4-	2:08

ATT. - 67,396

	N.Y. Jets	Miami
First Downs Total-Rush.-Pass.-Pen.	10-2-6-2	13-7-5-1
Total Yards-Plays-Average	139-65-2.1	198-66-3.0
Rushes-Yards-Average	24-62-2.6	41-138-3.4
Net Yards Passing-Times Thrown-Yards Lost	77-4-26	60-4-27
Passes Attempted-Completed-Intercepted	37-15-5	21-9-3
Punts/Number-Average	10-35.7	10-33.3
Penalties/Number-Yards	6-42	3-15
Fumbles/Number-Lost	1-0	3-1

INDIVIDUAL STATISTICS

RUSHING - Miami: Woodley 8-46, Franklin 13-44, Nathan 7-24, Bennett 13-24.
N.Y. Jets: McNeil 17-46, Todd 4-10, Augustyniak 2-5, Dierking 1-1.

430

PASSING - Miami: Woodley 21-9-3, 87 yards, 0 TDs.
N.Y. Jets: Todd 37-15-5, 103 yards, 0 TDs.

RECEIVING - Miami: Vigorito 3-29, Harris 2-28, Nathan 2-4, Rose 1-20, Lee 1-6.
N.Y. Jets: Harper 4-14, Jones 3-35, Barkum 2-20, Augustyniak 2-12, McNeil 1-9, Gaffney 1-7, Dierking 1-6, Walker 1-0.

INTERCEPTIONS - Miami: Duhe 3-36, Small 1-8, G. Blackwood 1-4.
N.Y. Jets: Schroy 2-1, Buttle 1-0.

SACKS - Miami: Bokamper 2, Brudzinski 1, Baumhower 1.
N.Y. Jets: Gastineau 2, Lyons 1, Neil 1.

SUPER BOWL XVII

WASHINGTON 27, MIAMI 17
January 30, 1983

Rose Bowl
Pasadena, CA

The Washington Redskins, behind the power running of John Riggins, came from behind to win Super Bowl XVII in the famed Rose Bowl, beating Miami 27-17. Before the second-largest crowd for a Super Bowl - 103,667 fans - the Redskins took the lead for the first time with a little more than 10 minutes left on the clock. The game was marked by a Super Bowl record performance by Fulton Walker, who returned four kickoffs 190 yards, including a 98-yard TD that gave Miami a 17-10 halftime lead. It was the first kickoff returned for a TD in Super Bowl history and the longest kickoff return in playoff history. Riggins ran up 166 yards on 38 carries, both Super Bowl records. On a short-yardage play - fourth-and-one from the Redskin 43 with 10:01 to play - Riggins broke a tackle and scored on a 43-yard run. Riggins accounted for 181 total yards, five more yards than the entire Miami offense could manage in the game. In the first quarter, Miami jumped to a quick lead with a 76-yard David Woodley to Jimmy Cefalo pass for a TD.

MIAMI	7	10	0	0	-	17
WASHINGTON	0	10	3	14	-	27

M - Cefalo, 76 pass from Woodley (von Schamann kick)	2/80	1-	6:49
W - FG Moseley 31	7/32	2-	0:21
M - FG von Schamann 20	13/50	2-	9:00
W - Garrett, 4 pass from Theismann (Moseley kick)	11/80	2-	13:09
M - Walker, 98 kickoff return (von Schamann kick)		2-	13:22
W - FG Moseley 20	6/61	3-	6:51
W - Riggins, 43 run (Moseley kick)	4/52	4-	4:59
W - Brown 6 pass from Theismann (Moseley kick)	12/41	4-	13:05

ATT. - 103,667

	Miami	Washington
First Downs Total-Rush.-Pass.-Pen.	9-7-2-0	24-14-9-1
Total Yards-Plays-Average	176-47-3.7	400-78-5.1
Rushes-Yards-Average	29-96-3.3	52-276-5.3
Net Yards Passing-Times Thrown-Yards Lost	80-1-17	124-3-19
Passes Attempted-Completed-Intercepted	17-4-1	23-15-2
Punts/Number-Average	6-37.8	4-42.0
Penalties/Number-Yards	4-55	5-36
Fumbles/Number-Lost	2-1	0-0

INDIVIDUAL STATISTICS

RUSHING - Miami: Franklin 16-49, Nathan 7-26, Woodley 4-16, Vigorito 1-4, Harris 1-1.
Washington: Riggins 38-166, Garrett 1-44, Harmon 9-40, Theismann 3-20, Walker 1-6.

PASSING - Miami: Woodley 14-4-1, 97 yards, 1 TD; Strook 3-0-0, 0 yards, 0 TDs.
Washington: Theismann 23-15-2, 143 yards, 2 TDs.

RECEIVING - Miami: Cefalo 2-82, Harris 2-15.
Washington: Brown 6-60, Warren 5-28, Garrett 2-13, Walker 1-27, Riggins 1-15.

INTERCEPTIONS - Miami: Duhe 1-0, L. Blackwood 1-0.
Washington: Murphy 1-0.

SACKS - Miami: Baumhower 1, Gordon 1, Rhone 1.
Washington: Manley 1.

1983 AFC PLAYOFF

SEATTLE 27, MIAMI 20
December 31, 1983

Orange Bowl
Miami, FL

The Miami Dolphins saw their season end on a sour note as they lost a 27-20 decision to the Seattle Seahawks in the first round of the AFC playoffs. Before 71,032 fans in the Orange Bowl, Dolphin rookie quarterback Dan Marino returned from his December 4 knee injury. On their second possession, the Dolphins

431

launched a 12-play, 80-yard drive ending with a 19-yard TD pass from Marino to tight end Dan Johnson (PAT missed). A 59-yard return by Zachary Dixon on the ensuing kickoff led to a six-yard scoring toss from Seattle's Dave Krieg to Cullen Bryant with the extra point, giving the Seahawks a one point lead. Miami immediately retaliated, using a 17-yard Marino to Mark Duper hook-up to pave the way for a 32-yard circus catch by Duper for the touchdown. Early in the third quarter, a David Overstreet fumble in Seattle territory set the Seahawks up for a 55-yard TD march featuring a 28-yard completion from Krieg to Paul Johns, and culminating in a one-yard run by Curt Warner. Norm Johnson's 27-yard field goal early in the fourth quarter gave Seattle a 17-13 lead. The Dolphins managed to regain the lead at 20-17 following a Gerald Small interception (18-yard return) and Woody Bennett's two-yard run with only 3:43 remaining. However, the lead was shortlived as the Seahawks came right back to score on Warner's short run following a pair of Krieg to Steve Largent completions for a total of 56 yards. Miami's Fulton Walker then fumbled the Seattle kickoff, thus leading to a 37-yard Johnson field goal. Another Walker kickoff fumble iced the game for the Seahawks, who were participating in the playoffs for the first time in their eight-year history.

SEATTLE	0	7	7	13	-	27
MIAMI	0	13	0	7	-	20

M - Johnson, 19 pass from Marino (kick failed)	12/80	2-	2:23
S - C. Bryant, 6 pass from Krieg (N. Johnson kick)	6/38	2-	5:41
M - Duper, 32 pass from Marino (von Schamann kick)	7/74	2-	9:17
S - Warner, 1 run (N. Johnson kick)	8/55	3-	8:34
S - FG N. Johnson 27	9/40	4-	4:18
M - Bennett, 2 run (von Schamann kick)	3/16	4-	11:17
S - Warner, 2 run (N. Johnson kick)	5/66	4-	13:12
S - FG N. Johnson 37	4/8	4-	13:45

ATT. - 71,032

	Seattle	Miami
First Downs Total-Rush.-Pass.-Pen.	21-12-9-0	21-9-11-1
Total Yards-Plays-Average	334-72-4.6	321-56-5.7
Rushes-Yards-Average	42-151-3.6	30-128-4.3
Net Yards Passing-Times Thrown-Yards Lost	183-1-9	193-0-0
Passes Attempted-Completed-Intercepted	29-15-1	26-15-2
Punts/Number-Average	4-38.0	4-35.5
Penalties/Number-Yards	2-15	5-30
Fumbles/Number-Lost	0-0	3-3

INDIVIDUAL STATISTICS

RUSHING - Miami: Overstreet 9-50, Bennett 7-31, Franklin 6-28, Nathan 8-19, Seattle: Warner 29-113, C. Bryant 5-22, Hughes 4-21, Krieg 4-(+5).
PASSING - Miami: Marino 25-15-2, 193 yards, 2 TDs; Clayton 1-0-0, 0 yards, 0 TDs.
RECEIVING - Miami: Duper 9-117, Johnson 2-29, Moore 2-26, Rose 1-15, Nathan 1-6, Seattle: Warner 5-38, Johns 4-60, Largent 2-56, Doornink 2-26, C. Bryant 2-12.
INTERCEPTIONS - Miami: Small 1-18, Seattle: Harris 1-0, Justin 1-0.
SACKS - Miami: Baumhower 1, Seattle: None.

1984 AFC PLAYOFF

MIAMI 31, SEATTLE 10
December 29, 1984

Orange Bowl
Miami, FL

The Miami Dolphins led by quarterback Dan Marino's three touchdown passes and a defense that shut out the opposition in three of four quarters, defeated the Seattle Seahawks 31-10 before 73,469 fans in the Orange Bowl. The Dolphins moved in front on their second possession and stayed there. Running back Tony Nathan keyed the 68-yard drive by gaining 38 yards on four carries, including the touchdown on a 14-yard run. A 26-yard Marino to Mark Clayton completion was the long play of the scoring march. A 32-yard interception return by Seattle's John Harris and a 25-yard pass from Dave Krieg to Steve Largent paved the way for Norm Johnson's 27-yard field goal that cut Miami's lead to 7-3. The Dolphins, however, came right back to score on their next series as a 20-yard reception by Woody Bennett preceded Marino's 34-yard scoring hook-up with Jimmy Cefalo. The Seahawks made it 14-10 at halftime when Largent scored on a 56-yard catch-and-run play. After Miami's defense had stopped Seattle on the Dolphin 24-yard line to open the second half, the Dolphins embarked on a 13-play, 76-yard TD drive that included a Bruce Hardy touchdown

catch from three yards out. After the Seahawks' Jeff West managed just a seven-yard punt, Clayton made an acrobatic catch on a tipped ball in the end zone for a 33-yard TD. Miami closed out the scoring on Uwe von Schamann's 37-yard field goal in a drive that featured a 32-yard Marino to Hardy pass

SEATTLE	0	10	0	0	-	10
MIAMI	7	7	14	3	-	31

M - Nathan, 14 run (von Schamann kick)	8/68	1-	10:51
S - FG Johnson 27	7/29	2-	1:24
M - Cefalo, 34 pass from Marino (von Schamann kick)	4/60	2-	4:07
S - Largent, 56 pass from Krieg (Johnson kick)	4/70	2-	11:37
M - Hardy, 3 pass from Marino (von Schamann kick)	13/76	3-	10:35
M - Clayton, 33 pass from Marino (von Schamann kick)	2/33	3-	12:35
M - FG von Schamann 37	8/69	4-	3:32

ATT. - 73,469

	Seattle	Miami
First Downs Total-Rush.-Pass.-Pen.	8-2-6-0	22-8-12-2
Total Yards-Plays-Average	267-55-4.9	405-70-5.8
Rushes-Yards-Average	18-51-2.8	36-143-4.0
Net Yards Passing-Times Thrown-Yards Lost	216-2-18	262-0-0
Passes Attempted-Completed-Intercepted	35-20-0	34-21-2
Punts/Number-Average	7-37.0	3-37.0
Penalties/Number-Yards	4-20	1-5
Fumbles/Number-Lost	1-1	0-0

INDIVIDUAL STATISTICS

RUSHING - Miami: Nathan 18-76, Bennett 11-41, P. Johnson 6-22, Carter 1-4, Seattle: Doornink 10-35, Hughes 7-14, Krieg 1-2.
PASSING - Miami: Marino 34-21-2, 262 yards, 3 TDs, Seattle: Krieg 35-20-0, 234 yards, 1 TD.
RECEIVING - Miami: Clayton 5-75, Nathan 4-20, Hardy 3-48, Duper 3-32, Cefalo 2-43, Moore 2-11, Bennett 1-20, Rose 1-13, Seattle: Largent 6-128, Doornink 6-23, Turner 3-38, Skansi 2-31, Hughes 1-8, C. Young 1-5, Krieg 1-1.
INTERCEPTIONS - Miami: None, Seattle: Harris 2-45.
SACKS - Miami: Betters 1, Brudzinski 1, Seattle: None.

1984 AFC CHAMPIONSHIP

MIAMI 45, PITTSBURGH 28
January 6, 1985

Orange Bowl
Miami, FL

The Miami Dolphins, led by Dan Marino's 421 yards passing (four touchdowns) and Mark Duper's 148 yards receiving, advanced to Super Bowl XIX by defeating the Pittsburgh Steelers 45-28 in the AFC Championship Game before 76,029 fans in the Orange Bowl. The Dolphins scored on their first offensive series as they moved 67 yards in four plays following a William Judson interception, with the TD coming on a 40-yard pass from Marino to Mark Clayton. Pittsburgh's first score came on Rich Erenberg's seven-yard run that had been set up by Walter Abercrombie's 38 yards gained in the 66-yard march. A 26-yard Uwe von Schamann field goal preceded a 65-yard toss from the Steelers' Mark Malone to John Stallworth that gave Pittsburgh a 14-10 lead. The Dolphins then scored two TDs in the final 2:52 of the first half, the first score coming on a 41-yard reception by Duper. After Lyle Blackwood's interception, Marino hit TE Joe Rose for a 28-yard gain before Tony Nathan gave the Dolphins a 24-14 lead on a two-yard run. Miami then scored on its first three second-half possessions, leading off with Marino's 36-yard scoring strike to Duper. The Steelers closed the gap to 31-21 on Malone's 19-yarder to Stallworth (33-yarder to Louis Lipps in drive). Completions to Duper (41 yards), Nathan (20 yards) and Nat Moore (28 yards) then led to a one-yard TD dive by Woody Bennett. Moore then caught a six-yard touchdown pass before Wayne Capers closed out the scoring with a 29-yard TD reception.

PITTSBURGH	7	7	7	7	-	28
MIAMI	7	17	14	7	-	45

M - Clayton 40 pass from Marino (von Schamann kick)	4/67	1-	7:15
P - Erenberg, 7 run (Anderson kick)	7/66	1-	11:30
M - FG von Schamann 26	8/55	2-	5:56
P - Stallworth, 65 pass from Malone (Anderson kick)	3/71	2-	12:08
M - Duper, 41 pass from Marino (von Schamann kick)	5/77	2-	13:30
M - Nathan, 2 run (von Schamann kick)	5/35	2-	14:24
M - Duper, 36 pass from Marino (von Schamann kick)	4/78	3-	1:48
P - Stallworth, 19 pass from Malone (Anderson kick)	9/72	3-	7:05
M - Bennett, 1 run (von Schamann kick)	10/80	3-	13:20

433

M - Moore, 6 pass from Marino (von Schamann kick) 9/66 4- 3:55
 P - Capers, 29 pass from Malone (Anderson kick) 5/84 4-14:35

ATT. - 76,029

	Pittsburgh	Miami
First Downs/Total-Rush.-Pass.-Pen.	22-8-14-0	28-10-18-0
Total Yards-Plays-Average	455-68-6.7	569-71-8.0
Rushes-Yards-Average	32-143-4.5	38-134-3.5
Net Yards Passing-Times Thrown-Yards Lost	312-0-0	435-0-0
Passes Attempted-Completed-Intercepted	36-20-3	33-22-1
Punts/Number-Average	3-43.7	2-42.5
Penalties/Number-Yards	3-30	3-25
Fumbles/Number-Lost	2-1	1-1

INDIVIDUAL STATISTICS

RUSHING - Miami: Nathan 19-64, P. Johnson 10-39, Bennett 8-33, Strook 1-(-2).
 Pittsburgh: Abercrombie 15-68, Pollard 11-48, Erenberg 6-27.
PASSING - Miami: Marino 32-21-1, 421 yards, 4 TDs; Nathan 1-1-0, 14 yards, 0 TDs.
 Pittsburgh: Malone 36-20-3, 312 yards, 3 TDs.
RECEIVING - Miami: Nathan 8-114, Duper 5-148, Clayton 4-95, Moore 2-34, Hardy 2-16, Rose 1-28.
 Pittsburgh: Erenberg 5-59, Stallworth 4-111, Lipps 3-45, Sweeney 3-42, Pollard 3-13, Capers 1-29, Abercrombie 1-13.
INTERCEPTIONS - Miami: Judson 1-34, G. Blackwood 1-4, L. Blackwood 1-4.
 Pittsburgh: Shell 1-18.
SACKS - Miami: None.
 Pittsburgh: None.

SUPER BOWL XIX

SAN FRANCISCO 38, MIAMI 16
 January 20, 1985

Stanford Stadium
 Palo Alto, CA

The Miami Dolphins, unable to score in the game's final two quarters, dropped a 38-16 decision to the San Francisco 49ers in Super Bowl XIX before 84,059 fans in Stanford Stadium. The Dolphins were outgained in the contest by a 537-314 margin with the 49ers maintaining possession for 37:11. Miami opened the scoring on its first possession as Uwe von Schamann converted a 37-yard field goal (key play - Dan Marino's 25-yard completion to Tony Nathan). San Francisco jumped ahead 7-3 when QB Joe Montana led the Niners on an eight-play, 78-yard drive that culminated in a 33-yard TD toss to Carl Monroe. The Dolphins scored their only touchdown of the game on their next series as two Marino completions to Mark Clayton (18, 13 yards) and a 21-yarder to Dan Johnson paved the way for Johnson's two-yard scoring catch. Touchdown runs of eight and two yards by Roger Craig and Montana's six-yard scamper gave San Francisco a 28-10 lead. Von Schamann then connected on field goals of 31 and 30 yards in the final 12 seconds of the first half to close the Dolphin deficit to 28-16. The 49ers upped their lead on their initial second-half possession on Ray Wersching's 27-yard field goal, before closing out the scoring on Craig's 16-yard scoring reception (key play - 40-yard Montana to Wendell Tyler pass play).

MIAMI	10	6	0	0	- 16
SAN FRANCISCO	7	21	10	0	- 38

M - FG von Schamann 37 7/45 1- 7:36
 SF - Monroe, 33 pass from Montana (Wersching kick) 8/78 1-11:48
 M - Johnson, 2 pass from Marino (von Schamann kick) 6/70 1-14:15
 SF - Craig, 8 pass from Montana (Wersching kick) 4/47 2- 3:26
 SF - Montana, 6 run (Wersching kick) 6/55 2- 8:02
 SF - Craig, 2 run (Wersching kick) 9/52 2-12:55
 M - FG von Schamann 31 12/72 2-14:48
 M - FG von Schamann 30 1/0 2-15:00
 SF - FG Wersching 27 10/43 3- 4:48
 SF - Craig, 16 pass from Montana (Wersching kick) 5/70 3- 8:42

ATT. - 84,059

	Miami	San Francisco
First Downs Total-Rush.-Pass.-Pen.	19-2-17-0	31-16-15-0
Total Yards-Plays-Average	314-63-5.0	537-76-7.1
Rushes-Yards-Average	9-25-2.8	40-211-5.3
Net Yards Passing-Times Thrown-Yards Lost	289-4-29	326-1-5
Passes Attempted-Completed-Intercepted	50-29-2	35-24-0
Punts/Number-Average	6-39.3	3-32.7
Penalties/Number-Yards	1-10	2-10
Fumbles/Number-Lost	1-0	2-2

INDIVIDUAL STATISTICS

RUSHING - Miami: Nathan 5-18, Bennett 3-7, Marino 1-0.
 San Francisco: Tyler 13-65, Montana 5-59, Craig 15-58, Harmon 5-20, Solomon 1-5, Cooper 1-4.
PASSING - Miami: Marino 50-29-2, 318 yards, 1 TD.
 San Francisco: Montana 35-24-0, 331 yards, 3 TDs.
RECEIVING - Miami: Nathan 10-83, Clayton 6-92, Rose 6-73, Johnson 3-28, Moore 2-17, Cefalo 1-14, Duper 1-11.
 San Francisco: Craig 8-82, Clark 5-72, Francis 5-60, Tyler 4-70, Monroe 1-33, Solomon 1-14.
INTERCEPTIONS - Miami: None.
 San Francisco: Wright 1-0, Williamson 1-0.
SACKS - Miami: Betteris 1.
 San Francisco: Board 2, Johnson 1, Tuiasosopo 1.

1985 AFC PLAYOFF

MIAMI 24, CLEVELAND 21
 January 4, 1986

Orange Bowl
 Miami, FL

Most people had not given them much of a chance to win, but the 8-8 Cleveland Browns nearly upset the 12-4 Dolphins in the Orange Bowl. It would take two Ron Davenport touchdowns in the final 17 minutes to send Miami to a 24-21 victory and the AFC Championship Game against New England the following week. Fuad Reveiz put the Dolphins on the board early with a 51-yard field goal on Miami's first drive of the game. But Cleveland came back to score 21 unanswered points, and held a 21-3 advantage midway through the third quarter. Cleveland rookie quarterback Bernie Kosar, who had played two college seasons in the Orange Bowl for the University of Miami, hit Ozzie Newsome with a 16-yard touchdown pass for the Browns first points of the day. Earnest Byner (16-161) ran in from 21 yards out just before the half, and then he broke a 66-yard touchdown jaunt 3:38 into the second half. Just like that, the improbable began to look possible. Dan Marino connected with Nat Moore for a six-yard touchdown pass just over six minutes later and Miami had closed the margin to 21-10. Then it was time for Davenport (6-48) to show his stuff. First, he hit the hole for a 31-yard touchdown run late in the third period and then he closed the scoring and put Miami up for good, going over from one yard out with just 1:57 remaining in the game.

CLEVELAND	7	7	7	0	- 21
MIAMI	3	0	14	7	- 24

M - FC Reveiz 51 5/25 1- 4:26
 C - Newsome, 16 pass from Kosar (Bahr kick) 10/82 1-13:36
 C - Byner, 21 run (Bahr kick) 8/55 2-14:02
 C - Byner, 66 run (Bahr kick) 4/80 3- 3:38
 M - N. Moore, 6 pass from Marino (Reveiz kick) 13/74 3- 9:47
 M - Davenport, 31 run (Reveiz kick) 5/48 3-13:19
 M - Davenport, 1 run (Reveiz kick) 9/73 4-13:03

ATT. - 75,128

	Cleveland	Miami
First Downs Total-Rush.-Pass.-Pen.	17-11-5-1	20-6-13-1
Total Yards-Plays-Average	313-57-5.5	330-64-5.2
Rushes-Yards-Average	37-251-6.8	19-92-4.8
Net Yards Passing-Times Thrown-Yards Lost	62-1-4	238-0-0
Passes Attempted-Completed-Intercepted	19-10-1	45-25-1
Punts/Number-Average	6-37.2	5-41.6
Penalties/Number-Yards	6-49	2-20
Fumbles/Number-Lost	1-0	1-0

INDIVIDUAL STATISTICS

RUSHING - Miami: Davenport 6-48, Nathan 7-21, Bennett 4-17, Carter 2-6.
 Cleveland: Byner 16-161, Mack 13-56, Dickey 6-28, Kosar 2-6.
PASSING - Miami: Marino 45-25-1, 238 yards, 1 TD.
 Cleveland: Kosar 19-10-1, 66 yards, 1 TD.
RECEIVING - Miami: Nathan 10-101, Hardy 5-51, N. Moore 4-29, Johnson 2-17, Rose 1-17, Clayton 1-15, Bennett 1-6, Carter 1-2.
 Cleveland: Byner 4-25, Newsome 2-22, Holt 2-2, Cl. Weathers 1-12, Fontenot 1-5.
INTERCEPTIONS - Miami: Lankford 1-2.
 Cleveland: Rogers 1-45.
SACKS - Miami: Moore 1.
 Cleveland: None.

1985 AFC CHAMPIONSHIP

NEW ENGLAND 31, MIAMI 14
January 12, 1986

Orange Bowl
Miami, FL

The New England Patriots garnered a bid to their first Super Bowl by snapping an 18-game losing streak to the Dolphins in Miami with a 31-14 triumph at the Orange Bowl. The Patriots' only previous victory in Miami came in the first meeting between the two teams in 1966. New England backs Craig James (22-105) and Robert Weathers (16-87) combined for 192 yards rushing and the Pats set up a Super Bowl date with the Chicago Bears. After New England got on the board first with a Tony Franklin 23-yard field goal, the Dolphins stormed back for their only lead of the afternoon when Dan Marino passed 10 yards to Dan Johnson early in the second quarter. Eason brought New England right back with three touchdown tosses, and the Pats led 24-7 after three quarters. Miami's last score of the day came early in the fourth quarter when Tony Nathan grabbed a 10-yard TD pass from Marino. New England fullback Mosi Tatupu ended the game's scoring with a one-yard TD jaunt midway through the fourth quarter.

NEW ENGLAND	3	14	7	7	-	31
MIAMI	0	7	0	7	-	14

NE - FG Franklin 23	6/14	1-6:40
M - Johnson, 10 pass from Marino (Revez kick)	11/80	2-0:21
NE - Collins, 4 pass from Eason (Franklin kick)	8/66	2-4:50
NE - D. Ramsey, 1 pass from Eason (Franklin kick)	7/36	2-9:35
NE - Weathers, 2 pass from Eason (Franklin kick)	6/25	3-3:02
M - Nathan, 10 pass from Marino (Revez kick)	1/10	4-0:32
NE - Tatupu, 1 run (Franklin kick)	9/45	4-7:26

ATT. - 74,978

First Downs Total-Rush.-Pass.-Pen.	New England	Miami
Total Yards-Plays-Average	21-15-6.0	18-3-15.0
Rushes-Yards-Average	326-71-4.6	302-62-4.9
Net Yards Passing-Times Thrown-Yards Lost	59-255-4.3	13-68-5.2
Passes Attempted-Completed-Intercepted	71-0-0	234-1-12
Punts/Number-Average	12-10-0	48-20-4
Penalties/Number-Yards	5-40.2	4-41.3
Fumbles/Number-Lost	2-15	4-35
	2-2	5-4

INDIVIDUAL STATISTICS

RUSHING - Miami: Carter 6-56, Davenport 3-6, Nathan 2-4, Bennett 1-2, Marino 1-0.
New England: C. James 22-105, Weathers 16-87, Collins 12-61, Tatupu 6-9, Eason 3-(-7).
PASSING - Miami: Marino 48-20-2, 248 yards, 2 TDs.
New England: Eason: 12-10-0, 71 yards, 3 TDs.
RECEIVING - Miami: Nathan 5-57, Hardy 3-52, Duper 3-45, Clayton 3-41, Davenport 3-23, Johnson 1-10, N. Moore 1-10, Rose 1-10.
New England: D. Ramsey 3-18, Collins 3-15, Morgan 2-30, Tatupu 1-6, Weathers 1-2.
INTERCEPTIONS - Miami: None.
New England: Marion 1-21, Clayborn 1-0.
SACKS - Miami: None.
New England: Veris 1.

1990 AFC FIRST ROUND PLAYOFF

DOLPHINS 17, KANSAS CITY 16
January 5, 1991

Joe Robbie Stadium
Miami, FL

Dan Marino threw two fourth quarter touchdown passes to lead the Dolphins to a dramatic come-from-behind 17-16 playoff win over the Kansas City Chiefs before a crowd of 67,276 at Joe Robbie Stadium. In the final period, Marino hit on all eight of his pass attempts for 101 yards and two touchdowns. It was the 16th time in his career that Marino has engineered a fourth quarter comeback. Including the third quarter, Marino hit on his last ten pass attempts - third longest in team history - to lead the Dolphins back from a 13-3 deficit to a 17-16 win. The win raised Miami's playoff record to 15-10 (all under Don Shula). Shula's overall playoff record improved to 17-13. Miami increased their record to 11-4 at home in playoff contests. The Chiefs opened the scoring in the first quarter when Charles Washington blocked a Reggie Roby punt and returned the ball to Miami's 37-yard line. However, the Miami's defense stiffened and held the Chiefs to a 27-yard field goal by Nick Lowery. Miami kicker Pete Stoyanovich tied the score at 3-3 in the second period by booting an NFL playoff record 58-yard field goal.

Stoyanovich's kick broke the previous record of 54 yards by Detroit's Eddie Murray on December 24, 1983, against San Francisco and it was the second-longest kick of Stoyanovich's career. The Chiefs took a 10-3 halftime lead by scoring on a 26-yard touchdown strike from Steve DeBerg to Stephone Paige. The Chiefs extended their lead to 16-3 on a pair of third quarter field goals by Lowery from 25 and 38 yards. In the fourth quarter the Dolphins closed the score to 16-10 as Marino hit fullback Tony Paige with a one-yard touchdown pass. The key play in the drive was a two-yard run by Sammie Smith on a fourth-and-two from Kansas City's 45-yard line. The Dolphins forced the Chiefs to punt on their next possession and received the ball on their own 15-yard line with 10:39 left in the game. The Dolphins converted three third downs and drove to the Chiefs' 12-yard line with 3:28 left in the contest before Marino hit Mark Clayton with a 12-yard touchdown pass to give Miami a 17-16 lead. However, the Chiefs had a chance to win the game as they drove from their own 22-yard line to the Dolphin 34 before Lowery's 52-yard field goal attempt was just short.

KANSAS CITY	3	7	6	0	-	16
MIAMI	0	3	0	14	-	17

KC - FG Lowery 27	9/28	1-9:56
M - FG Stoyanovich 58	9/40	2-0:05
KC - Paige, 26 pass from DeBerg (Lowery kick)	4/61	2-13:06
KC - FG Lowery 25	11/63	3-10:14
KC - FG Lowery 38	4/8	3-12:10
M - Paige, 1 pass from Marino (Stoyanovich kick)	10/66	4-2:42
M - Clayton, 12 pass from Marino (Stoyanovich kick)	11/85	4-11:32

ATT. - 67,276

First Downs Total-Rush.-Pass.-Pen.	Kansas City	Miami
Total Yards-Plays-Average	16-4-11-1	23-7-14-2
Rushes-Yards-Average	367-55-6.7	311-64-4.8
Net Yards Passing-Times Thrown-Yards Lost	24-103-4.3	32-98-3.1
Passes Attempted-Completed-Intercepted	264-1-5	213-2-8
Punts/Number-Average	30-17-1	30-19-0
Penalties/Number-Yards	4-35.0	3-39.7
Fumbles/Number-Lost	4-35	2-22
	0-0	2-2

INDIVIDUAL STATISTICS

RUSHING - Miami: Smith 20-82, Logan 7-17, Paige 1-2, Marino 4-(-3).
Kansas City: Okoye 13-83, Word 9-13, McNair 2-7.
PASSING - Miami: Marino 30-19-0, 221 yards, 2 TDs.
Kansas City: DeBerg 30-17-1, 269 yards, 1 TD.
RECEIVING - Miami: Clayton 5-66, Paige 5-30, Duper 3-36, Edmunds 2-49, Smith 2-22, Jensen 1-11, Martin 1-7.
Kansas City: Paige, 8-142, McNair 3-22, Harry 2-59, Roberts 2-26, R. Thomas 1-15, Hayes 1-5.
INTERCEPTIONS - Miami: Williams 1-0.
Kansas City: None.
SACKS - Miami: Griggs 1.
Kansas City: Smith 1.5, Cooper 0.5

1990 AFC DIVISIONAL PLAYOFF

BUFFALO 44, DOLPHINS 34
January 12, 1991

Rich Stadium
Orchard Park, NY

The Miami Dolphins saw the 1990 season come to an end with a 44-34 loss to the Buffalo Bills in an AFC Divisional Playoff contest in the snow and ice at Rich Stadium. The game was an offensive shootout as the teams combined for 78 points. 48 first downs, 923 total net yards, 662 passing yards, 261 rushing yards, nine touchdowns and five field goals. Individually, Dan Marino (23 of 49 for 323 yards with three TDs and two INTs) and Jim Kelly (19-29-339-3-1) both passed for over 300 yards. Kelly became the only quarterback to throw for over 300 yards against the Dolphin defense in 1990. Mark Duper (three catches for 113 yards and a score) and Buffalo's Andre Reed (4-122-2) and James Lofton (7-149-1) all went over the 100-yard receiving mark. On the ground, the Bills' Thurman Thomas (32 carries for 117 yards and two TDs) and Miami's Sammie Smith (21-99) led the way. Buffalo dominated the first quarter and jumped out to a 13-3 lead. The Bills scored on their first possession as Kelly hit Reed with a 40-yard touchdown strike and the Dolphins answered the score with a 49-yard field goal to close the score to 7-3. Buffalo added a pair of Scott Norwood field goals - from 24 and 22 yards - to close the first quarter scoring. The Bills struck first in the second quarter on a five-yard run by Thomas to lead 20-3. Miami answered the score on its next possession as Marino and Duper combined for a 64-yard touchdown. The Bills came right back and scored as Kelly threw 13 yards for a score to Lofton to take a 27-10 lead. On their next possession Miami was forced to punt, however the Bills' Al Edwards fumbled the punt and Reggie Roby

recovered for Miami on Buffalo's 47-yard line. Miami drove down to the two-yard line where Marino ran in for the score to narrow Buffalo's lead to 27-17 at the half. The Dolphins and Buffalo exchanged third quarter field goals as Stoyanovich hit from 22 yards and Norwood connected from 28 yards. Miami closed the score to 30-27 early in the fourth quarter as Marino threw a two-yard touchdown pass to offensive guard Roy Foster. It was the first reception and touchdown of Foster's career as he became the first offensive or defensive lineman to score an offensive touchdown in a post-season contest since Chicago Bears' defensive tackle William Perry rumbled in from a yard out in Super Bowl XX on January 26, 1986. However, the Bills struck back for 14 quick points to put the game away. First, Thomas scored his second TD of the game on a five-yard run. On the ensuing kickoff, Miami returner Marc Logan fumbled the ball and Norwood recovered for Buffalo on the Dolphins' 29-yard line. Two plays later, Kelly and Reed combined for a 26-yard scoring toss and a 44-27 lead. The Dolphins scored the final touchdown of the game with just 1:15 remaining as Marino hit Tony Martin with an eight-yard TD pass.

MIAMI	3	14	3	14	-	34
BUFFALO	13	14	3	14	-	44

B - Reed, 40 pass from Kelly (Norwood kick)	5/76	1- 1:54
M - FG Stoyanovich 49	10/40	1- 8:00
B - FG Norwood 24	6/57	1-10:11
B - FG Norwood 22	9/33	1-14:09
B - Thomas, 5 run (Norwood kick)	5/67	2- 2:56
M - Duper, 64 pass from Marino (Stoyanovich kick)	4/80	2- 5:06
B - Lofton, 13 pass from Kelly (Norwood kick)	11/68	2- 9:49
M - Marino, 2 run (Stoyanovich kick)	7/47	2-14:49
M - FG Stoyanovich 22	8/62	3- 4:57
B - FG Norwood 28	9/37	3-13:22
M - Foster, 2 pass from Marino (Stoyanovich kick)	6/43	4- 0:55
B - Thomas, 5 run (Norwood kick)	10/63	4- 4:32
B - Reed, 26 pass from Kelly (Norwood kick)	2/29	4- 5:08
M - Martin, 8 pass from Marino (Stoyanovich kick)	15/91	4-13:45

ATT. - 77,087

	Miami	Buffalo
First Downs/Total-Rush.-Pass.-Pen.	24-9-13-2	24-7-16-1
Total Yards-Plays-Average	430-76-5.6	493-66-7.5
Rushes-Yards-Average	27-107-3.9	37-154-4.2
Net Yards Passing-Times Thrown-Yards Lost	323-0-0	339-0-0
Passes Attempted-Completed-Intercepted	49-23-2	29-19-1
Punts/Number-Average	2-40.0	1-47.0
Penalties/Number-Yards	4-32	4-30
Fumbles/Number-Lost	1-1	3-1

INDIVIDUAL STATISTICS

RUSHING - Miami: Smith 21-99, Logan 5-6, Marino 1-2.
Buffalo: Thomas 32-117, Kelly 5-37.

PASSING - Miami: Marino 49-23-2, 323 yards, 3 TDs.
Buffalo: Kelly: 29-19-1, 339 yards, 3 TDs.

RECEIVING - Miami: Clayton 4-82, Martin 4-44, Jensen 4-38, Duper 3-113, Edmonds 3-21, Logan 2-6, Smith 1-9, Paige 1-6, Foster 1-2.
Buffalo: Lofton 7-149, Reed 4-122, Thomas 3-38, McKeller 3-15, Edwards 1-12, Davis 1-3.

INTERCEPTIONS - Miami: Williams 1-0.
Buffalo: Odomes 1-9, Kelso 1-0.

SACKS - Miami: None.
Buffalo: None.

1992 AFC DIVISIONAL PLAYOFF

DOLPHINS 31, SAN DIEGO 0
January 10, 1993

Joe Robbie Stadium
Miami, FL

Miami cornerback Troy Vincent recorded a pair of interceptions and quarterback Dan Marino threw three touchdown passes to lead the Miami Dolphins to a 31-0 win over the San Diego Chargers in the AFC Divisional Playoffs before a crowd of 71,224 at Joe Robbie Stadium. Miami's 31-point margin of victory was the largest by the team in a playoff game. The previous largest margin of victory in the post-season by the Dolphins was three 21-point wins as Miami had a 21-0 win over the Baltimore Colts on January 2, 1972 in the Orange Bowl, a 34-13 win over the San Diego Chargers on January 16, 1983 in the Orange Bowl and a 31-10 win over the Seattle Seahawks on December 29, 1984 in the Orange Bowl. Overall, the Miami defense totaled four interceptions (also safety Louis Oliver and linebacker Bryan Cox), a forced fumble (by

438

cornerback Stephen Braggs), a fumble recovery (by linebacker Dwight Hollier) and a sack (by defensive end Jeff Hunter). The Dolphins held the Chargers to just ten first downs (three rushing and seven passing), 202 yards of total offense (70 rushing and 132 passing) and three of 15 on third down conversions. The Chargers' 15 possessions ended in seven punts, four interceptions, twice on downs, once on a lost fumble and once at the end of the first half. Following a scoreless first quarter, the Dolphins exploded for 21 points in the second quarter to take a 21-0 lead at the half. Miami's 21 points in the second quarter was the most scored by the Dolphins in any quarter of a playoff game in team history. The previous team high for points in a quarter was 20 points which was scored by Miami in the second quarter against San Diego on January 6, 1983. Miami opened the scoring following a Vincent interception which gave the team possession on San Diego's 48-yard line. Marino led the Dolphins on a nine-play, 48-yard drive which was capped-off as Marino tossed a one-yard scoring pass to fullback Tony Paige. The Dolphins increased their lead to 14-0 later in the period as the team again gained possession of the ball following a Vincent interception and drove 37 yards and scored on a nine-yard connection from Marino to tight end Keith Jackson. Miami scored the final points of the first half as Marino again connected with Jackson and the tight end made a diving 30-yard reception in the endzone for the score. Jackson became just the fourth player in team history to record two touchdown receptions for the Dolphins in a playoff contest. Miami and San Diego played to a scoreless third quarter before the Dolphins scored the game's final ten points in the fourth quarter. Miami increased its lead to 24-0 early in the final stanza as kicker Pete Stoyanovich booted a 22-yard field goal. The Dolphins scored the final points of the game as running back Aaron Craver scored on a 25-yard run to increase the margin to 31-0.

SAN DIEGO	0	0	0	0	-	0
MIAMI	0	21	0	10	-	31

M - Paige, 1 pass from Marino (Stoyanovich kick)	9/48	2- 8:30
M - Jackson, 9 pass from Marino (Stoyanovich kick)	2/37	2-13:14
M - Jackson, 30 pass from Marino (Stoyanovich kick)	4/42	2-14:33
M - FG Stoyanovich 22	12/60	4- :57
M - Craver, 25 run (Stoyanovich kick)	6/53	4- 6:41

ATT. - 71,224

	San Diego	Miami
First Downs/Total-Rush.-Pass.-Pen.	10-3-7-0	18-9-9-0
Total Yards-Plays-Average	202-62-3.3	324-69-4.7
Rushes-Yards-Average	16-70-4.4	40-157-3.9
Net Yards Passing-Times Thrown-Yards Lost	132-1-8	167-0-0
Passes Attempted-Completed-Intercepted	45-18-4	29-17-0
Punts/Number-Average	7-46.3	8-41.0
Penalties/Number-Yards	4-39	0-0
Fumbles/Number-Lost	3-1	3-1

INDIVIDUAL STATISTICS

RUSHING - Miami: Craver 8-72, Humphrey 23-71, Parmalee 5-18, Clayton 1-0, Mitchell 1-(-1), Saxon 2-(-3).
San Diego: Bieniemy 4-26, Butts 7-25, Humphries 1-10, Harmon 4-9.

PASSING - Miami: Marino 29-17-0, 167 yards, 3 TDs.
San Diego: Humphries 44-18-4, 140 yards, 0 TDs; Kidd 1-0-0, 0 yards, 0 TDs.

RECEIVING - Miami: Paige 5-14, Jackson 4-53, Humphrey 4-30, Duper 3-57, Craver 1-13.
San Diego: Harmon 9-73, Walker 3-33, Lewis 2-12, Miller 2-12, Jefferson 1- 10, Butts 1-0.

INTERCEPTIONS - Miami: Vincent 2-2, Oliver 1-21, Cox 1-7.
San Diego: None.

SACKS - Miami: Hunter 1.
San Diego: None.

1992 AFC CHAMPIONSHIP

BUFFALO 29, DOLPHINS 10
January 17, 1993

Joe Robbie Stadium
Miami, FL

The Miami Dolphins suffered five turnovers (two interceptions and three fumbles) as the team dropped a 29-10 decision to the Buffalo Bills in the AFC Championship Game before a crowd of 72,703 at Joe Robbie Stadium. The attendance of 72,703 marked the largest crowd to witness a Dolphin game at JRS. The old record was 71,224 which was set the previous week on January 10 to witness the Dolphins' 31-0 win over San Diego in an AFC Divisional Playoff. Buffalo opened the scoring midway through the opening period as defensive end

439

Bruce Smith sacked Miami quarterback Dan Marino and forced a fumble which was recovered by Bills linebacker Darryl Talley on the Dolphins' 47-yard line. Buffalo scored off the takeaway as Steve Christie converted on a 21-yard field goal. Miami tied the score at 3-3 later in the period as Pete Stoyanovich converted on a 51-yard field goal attempt. The Bills took a 10-3 lead early in the second period as quarterback Jim Kelly threw a 17-yard touchdown pass to running back Thurman Thomas. On Miami's next possession, Marino's pass attempted was batted in the air by Buffalo defensive end Phil Hansen and intercepted by Hansen on the Dolphins' 17-yard line. The Bills increased their lead to 13-3 as Christie kicked on a 33-yard field goal. Buffalo took a 20-3 early in the third quarter by capitalizing on another Miami turnover as kick returner Mike Williams fumbled the second half kickoff and Buffalo's Carwell Gardner recovered the ball on the Dolphins' 25-yard line. The Bills scored four plays later as running back Kenneth Davis ran into the endzone for a two-yard touchdown. Buffalo increased its lead to 26-3 as Christie hit on a pair of field goals from 21 and 31 yards. Miami closed the score to 26-10 as Marino connected with wide receiver Mark Duper on a 15-yard touchdown pass. With the TD pass, Marino extended his streak to ten consecutive playoff games with one or more touchdown passes which is tied with the Raiders' Ken Stabler (1973-77) for the NFL's all-time record for consecutive post-season games with a touchdown pass. In addition, Duper's touchdown reception was his fifth post-season touchdown catch and broke the team's playoff record for career touchdown receptions. Duper was tied with wide receiver Paul Warfield (four TDs on 34 career playoff catches) and tight end Bruce Hardy (four TDs on 26 catches). Buffalo closed the scoring later in the period as Christie converted his fifth field goal of the game with a 38-yarder.

BUFFALO	3	10	10	6	-	29
MIAMI	3	0	0	7	-	10

B - FG Christie 21	6/43	1- 9:17
M - FG Stoyanovich 51	7/39	1-13:03
B - Thomas, 17 pass from Kelly (Christie kick)	7/64	2- :40
B - FG Christie 33	4/2	2- 2:59
B - Davis, 2 run (Christie kick)	5/24	3- 1:58
B - FG Christie 21	15/67	3-11:33
B - FG Christie 31	5/39	4- :04
M - Duper, 15 pass from Marino (Stoyanovich kick)	9/62	4- 7:28
B - FG Christie 38	7/23	4-12:23

ATT. - 72,703

First Downs/Total-Rush.-Pass.-Pen.	Buffalo	Miami
Total Yards-Plays-Average	20-10-8-2	15-1-14-0
Rushes-Yards-Average	358-73-4.9	276-60-4.6
Net Yards Passing-Times Thrown-Yards Lost	48-182-3.8	11-33-3.0
Passes Attempted-Completed-Intercepted	176-1-1	243-4-25
Punts/Number-Average	24-17-2	45-22-2
Penalties/Number-Yards	2-34.5	4-37.0
Fumbles/Number-Lost	3-20	5-40
	1-0	4-3

INDIVIDUAL STATISTICS

RUSHING - Miami: Humphrey 8-22, Craver 2-13, Marino 1-(-2).
Buffalo: Thomas 20-96, Davis 19-61, Lamb 1-16, Reed 2-6, Kelly 3-4, Gardner 3-(-1).

PASSING - Miami: Marino 45-22-2, 268 yards, 1 TD.
Buffalo: Kelly 24-17-2, 177 yards, 1 TD.

RECEIVING - Miami: Jackson 5-71, Humphrey 5-41, Martin 3-55, Clayton 3-32, Duper 2-36, Banks 2-18, Craver 2-15.
Buffalo: Thomas 5-70, Davis 4-52, Reed 3-25, Lofton 2-19, McKeller 1-11, Metzelaars 1-6, Gardner 1-(-6).

INTERCEPTIONS - Miami: Brown 1-32, Oliver 1-0.
Buffalo: Hicks 1-31, Hansen 1-0.

SACKS - Miami: Coleman 1.
Buffalo: Smith 1.5, Hansen 1, Bennett 1, Talley 0.5.



DOLPHINS INDIVIDUAL PLAYOFF RECORDS

The following individual records relate solely to service with the Miami Dolphins. They include National Football League playoff and Super Bowl statistics only. Super Bowl games are marked with a "*".

SERVICE

MOST GAMES PLAYED

- 19 Bob Kuechenberg (1970-84)
- 13 by five players

MOST STARTS

- 19 Bob Kuechenberg (1970-84)
- 13 Kim Bokamper (1977-85)

SCORING

MOST POINTS

- Career**
- 64 Garo Yepremian (12 games), 28 XPs, 12 FGs
 - 60 Larry Csonka (12 games), 10 TDs
- Game**
- 18 Larry Csonka (12/30/73 vs. Oakland), 3 TDs

MOST TOUCHDOWNS

- Career**
- 10 Larry Csonka (12 games), 9 run, 1 pass
 - 6 Jim Kiick (11 games), 6 run
- Game**
- 3 Larry Csonka (12/30/73 vs. Oakland), 3 run

MOST FIELD GOALS

- Career**
- 12 Garo Yepremian (12 games), 20 attempts
 - 9 Uwe von Schamann (ten games), 15 attempts
- Game**
- **3 Uwe von Schamann (1/20/85 vs. San Francisco), 3 attempts

LONGEST FIELD GOALS

- 58 Pete Stoyanovich (1/5/91 vs. Kansas City)
- 51 Fuad Reveiz (1/4/86 vs. Cleveland)
- 51 Pete Stoyanovich (1/17/93 vs. Buffalo)

MOST POINTS AFTER TOUCHDOWNS

- Career**
- 32 Uwe von Schamann (ten games), 33 attempts
 - 28 Garo Yepremian (12 games), 29 attempts
- Game**
- 6 Uwe von Schamann (1/6/85 vs. Pittsburgh), 6 attempts
 - 5 Uwe von Schamann (1/2/82 vs. San Diego), 5 attempts

RUSHING

MOST RUSHING YARDS

- Career**
- 891 Larry Csonka (12 games), 225 attempts
 - 454 Tony Nathan (11 games), 118 attempts
- Game**
- **145 Larry Csonka (1/13/74 vs. Minnesota), 33 attempts
 - 117 Larry Csonka (12/30/73 vs. Oakland), 29 attempts

MOST RUSHING ATTEMPTS

- Career**
- 225 Larry Csonka (12 games)
 - 118 Tony Nathan (11 games)

Game
 **33 Larry Csonka (1/13/74 vs. Minnesota), 145 yards
 29 Larry Csonka (12/30/73 vs. Oakland), 117 yards

MOST RUSHING TOUCHDOWNS

Career
 9 Larry Csonka (12 games)
 6 Jim Kllick (11 games)

Game
 3 Larry Csonka (12/30/73 vs. Oakland), 11, 2, 2
 2 Three times, last 1986

MOST 100-YARD RUSHING GAMES

Career
 4 Larry Csonka (12 games)
 1 Mercury Morris (ten games)
 1 Andra Franklin (six games)

LONGEST RUNS FROM SCRIMMAGE

**49 Larry Csonka (1/14/73 vs. Washington)
 37 Larry Seiple (12/31/72 at Pittsburgh)

PASSING

MOST YARDS PASSING

Career
 2,659 Dan Marino (ten games)
 1,467 Bob Griese (12 games)

Game
 421 Dan Marino (1/6/85 vs. Pittsburgh), 21 of 32
 403 Don Strock (1/2/82 vs. San Diego), 29 of 43

MOST PASS ATTEMPTS

Career
 387 Dan Marino (ten games)
 208 Bob Griese (12 games)

Game
 **50 Dan Marino (1/20/85 vs. San Francisco), 29 completions
 48 Dan Marino (1/12/86 vs. New England), 20 completions

MOST PASS COMPLETIONS

Career
 212 Dan Marino (ten games)
 112 Bob Griese (12 games)

Game
 29 Don Strock (1/2/82 vs. San Diego), 43 attempts
 **29 Dan Marino (1/20/85 vs. San Francisco), 50 attempts

MOST CONSECUTIVE PASS COMPLETIONS

13 Don Strock (1/2/82 vs. San Diego)
 11 Dan Marino (1/5/91 vs. Kansas City through 1/12/91 at Buffalo)

MOST TOUCHDOWN PASSES

Career
 22 Dan Marino (ten games)
 10 Bob Griese (12 games)

Game
 4 Don Strock (1/2/82 vs. San Diego), 1, 40, 15, 50
 4 Dan Marino (1/6/85 vs. Pittsburgh), 40, 41, 36, 6

MOST PASSES HAD INTERCEPTED

Career
 14 Dan Marino (ten games)
 12 Bob Griese (12 games)

Game
 3 David Woodley (1/23/83 vs. N.Y. Jets), 21 attempts
 2 Eight times, last 1992

HIGHEST COMPLETION PERCENTAGE

Career (minimum 50 completions)
 54.8 Dan Marino (ten games), 212 of 387 attempts
 53.8 Bob Griese (12 games), 112 of 208 attempts

Game (minimum 12 completions)
 84.2 David Woodley (1/8/83 vs. New England), 16 of 19 attempts
 77.3 David Woodley (1/16/83 vs. San Diego), 17 of 22 attempts

MOST 300-YARD PASSING GAMES

Career
 3 Dan Marino (ten games)
 1 Don Strock (13 games)

LONGEST PASS PLAYS

**76t David Woodley to Jimmy Cefalo (1/30/83 vs. Washington)
 75t Bob Griese to Paul Warfield (1/2/72 vs. Baltimore)

RECEIVING

MOST RECEPTIONS

Career
 65 Tony Nathan (11 games)
 34 Paul Warfield (11 games)

Game
 **10 Tony Nathan (1/20/85 vs. San Francisco), 83 yards
 10 Tony Nathan (1/4/86 vs. Cleveland), 101 yards

MOST RECEIVING YARDS

Career
 717 Paul Warfield (11 games), 21.1 per catch
 649 Tony Nathan (11 games), 10.0 per catch

Game
 148 Mark Duper (1/6/85 vs. Pittsburgh), 5 receptions
 140 Paul Warfield (12/25/71 at Kansas City), 7 receptions

MOST RECEIVING TOUCHDOWNS

Career
 5 Mark Duper (ten games), 32 receptions
 4 Paul Warfield (11 games), 34 receptions
 4 Bruce Hardy (13 games), 26 receptions

Game
 2 Joe Rose (1/2/82 vs. San Diego)
 2 Bruce Hardy (1/8/83 vs. New England)
 2 Mark Duper (1/6/85 vs. Pittsburgh)
 2 Keith Jackson (1/10/93 vs. San Diego)

MOST 100-YARD RECEIVING GAMES

Career
 3 Mark Duper (ten games)
 3 Tony Nathan (11 games)

PUNTING

MOST PUNTS

Career
 50 Larry Seiple (11 games), 1,990 yards
 40 Reggie Roby (ten games), 1,622 yards

Game
 10 Tom Orosz (1/23/83 vs. N.Y. Jets), 333 yards
 8 Reggie Roby (1/10/93 vs. San Diego), 328 yards

HIGHEST PUNTING AVERAGE

Career (minimum 25 punts)
 40.6 Reggie Roby (ten games), 40 punts
 39.8 Larry Seiple (11 games), 50 punts

Game (minimum 4 punts)
 48.6 George Roberts (12/24/78 vs. Houston), 5-243
 **43.0 Larry Seiple (1/14/73 vs. Washington), 7-301

LONGEST PUNTS

64 Reggie Roby (1/5/91 vs. Kansas City) net 53
 62 Reggie Roby (1/4/86 vs. Cleveland) net 62

PUNT RETURNS

MOST PUNT RETURNS

Career	16 Tom Vigorito (seven games)
	14 Jake Scott (ten games)
Game	5 Scott Miller (1/10/93 vs. San Diego), 9.0 avg.
	4 Tom Vigorito (1/8/83 vs. New England), 10.0 avg.

MOST PUNT RETURN YARDS

Career	129 Tom Vigorito (seven games)
	95 Jake Scott (ten games)
Game	45 Scott Miller (1/10/93 vs. San Diego), 5 returns
	40 Tom Vigorito (1/8/83 vs. New England), 4 returns

LONGEST PUNT RETURNS

24 Nat Moore (12/24/78 vs. Houston)
24 Mark Clayton (12/31/83 vs. Seattle)

HIGHEST PUNT RETURN AVERAGE

Career (minimum 10 returns)	8.1 Tom Vigorito (seven games), 16 returns
	6.8 Jake Scott (ten games), 14 returns
Game (minimum three returns)	10.0 Tom Vigorito (1/8/83 vs. New England), 4-40
	10.0 Fulton Walker (12/29/84 vs. Seattle), 3-30

MOST FAIR CATCHES

Career	11 Jake Scott (seven games) of 25 punts
	5 Tom Vigorito (ten games) of 21 punts
Game	4 Jake Scott (12/23/73 vs. Cincinnati) of five punts

KICKOFF RETURNS

MOST KICKOFF RETURNS

Career	23 Fulton Walker (nine games)
	13 Mercury Morris (ten games)
Game	8 Marc Logan (1/12/91 at Buffalo), 17.3 avg.
	6 Fulton Walker (12/31/83 vs. Seattle), 17.3 avg.
	6 Lorenzo Hampton (1/12/86 vs. New England), 15.2 avg.

MOST KICKOFF RETURN YARDS

Career	556 Fulton Walker (nine games)
	269 Mercury Morris (ten games)
Game	**190 Fulton Walker (1/30/83 vs. Washington), long 98t
	138 Marc Logan (1/12/91 at Buffalo), long 44

LONGEST KICKOFF RETURNS

**98t Fulton Walker (1/30/83 vs. Washington)
89t Nat Moore (12/21/74 at Oakland)

HIGHEST KICKOFF RETURN AVERAGE

Career (minimum 10 returns)	24.2 Fulton Walker (nine games), 23 returns
	20.7 Mercury Morris (ten games), 13 returns
Game (minimum four returns)	**47.5 Fulton Walker (1/30/83 vs. Washington), 4-190
	**23.3 Fulton Walker (1/20/85 vs. San Francisco), 4-93

INTERCEPTIONS

MOST INTERCEPTIONS

Career	5 Dick Anderson (11 games)
	4 by five players
Game	3 A.J. Duhe (1/23/83 vs. N.Y. Jets), 36 yards
	2 Four times, last 1992

LONGEST INTERCEPTION RETURNS

62t Dick Anderson (1/2/72 vs. Baltimore), John Unitas
**55 Jake Scott (1/14/73 vs. Washington), Bill Kilmer

SACKS

MOST SACKS

Career	8 Kim Bokamper (13 games)
	4 Bill Stanfill (11 games)
Game	2 Bob Heinz (1/2/72 vs. Baltimore)
	2 Bob Matheson (12/23/73 vs. Cincinnati)
	2 Kim Bokamper (12/24/78 vs. Houston)
	2 Kim Bokamper (1/2/82 vs. San Diego)
	2 A.J. Duhe (1/16/83 vs. San Diego)
	2 Kim Bokamper (1/23/83 vs. N.Y. Jets)

FUMBLES

MOST FUMBLES

Career	5 Andra Franklin (six games)
	4 Tony Nathan (11 games)
Game	3 Andra Franklin (1/8/83 vs. New England)
	2 Four times, last 1985

MOST OWN FUMBLE RECOVERIES

Career	2 Bob Griese (12 games)
Game	2 Bob Griese (12/27/70 at Oakland)

MOST OPPONENT FUMBLE RECOVERIES

Career	2 Doug Betters (13 games)
	2 Larry Gordon (seven games)
	2 Jake Scott (11 games)
Game	2 Larry Gordon (12/31/72 at Pittsburgh)

DOLPHINS TEAM PLAYOFF RECORDS

SCORING

MOST POINTS SCORED

45 1/6/85 vs. Pittsburgh
38 1/2/82 vs. San Diego

FEWEST POINTS SCORED

**3 1/16/72 vs. Dallas
9 12/24/78 vs. Houston

MOST POINTS ALLOWED

44 1/12/91 at Buffalo
 41 1/2/82 vs. San Diego

FEWEST POINTS ALLOWED

0 1/2/72 vs. Baltimore
 0 1/23/83 vs. N.Y. Jets
 0 1/10/93 vs. San Diego

MOST POINTS, BOTH TEAMS

79 San Diego 41, at Miami 38, OT (1/2/82)
 78 at Buffalo 44, Miami 34 (1/12/91)

FEWEST POINTS, BOTH TEAMS

14 at Miami 14, N.Y. Jets 0 (1/23/83)
 21 at Miami 21, Baltimore 0 (1/2/72)
 **21 Miami 14, Washington 7 (1/14/73)

MOST DECISIVE WIN

31 31-0 vs. San Diego (1/10/93)
 21 21-0 vs. Baltimore (1/2/72)
 21 34-13 vs. San Diego (1/16/83)
 21 31-10 vs. Seattle (12/29/84)

MOST DECISIVE LOSS

**22 38-16 vs. San Francisco (1/20/85)
 **21 24-3 vs. Dallas (1/16/72)

MOST TOUCHDOWNS SCORED BY

Rushing
 3 12/30/73 vs. Oakland
 **3 1/13/74 vs. Washington

Passing
 4 1/2/82 vs. San Diego
 4 1/6/85 vs. Pittsburgh

Interception
 1 1/2/72 vs. Baltimore
 1 1/23/83 vs. N. Y. Jets

Kickoff Return
 1 12/21/74 at Oakland
 **1 1/30/83 vs. Washington

MOST TOUCHDOWNS ALLOWED BY

Rushing
 3 12/30/79 at Pittsburgh
 2 Five times, last 1990

Passing
 4 12/21/74 at Oakland
 3 Five times, last 1990

Interception
 1 12/27/70 at Oakland
 1 12/23/73 vs. Cincinnati

Punt Return
 1 1/2/82 vs. San Diego

SCORE BY QUARTERS, DOLPHINS

1st-
 14 2/23/73 vs. Cincinnati
 **14 1/13/74 vs. Minnesota

2nd-
 21 1/10/93 vs. San Diego
 20 1/6/83 vs. San Diego

3rd-
 14 1/2/82 vs. San Diego
 14 12/9/84 vs. Seattle
 14 1/6/85 vs. Pittsburgh
 14 1/4/86 vs. Cleveland

4th-
 14 1/5/91 vs. Kansas City
 14 1/12/91 at Buffalo

SCORE BY QUARTERS, OPPONENT

1st-
 24 1/2/82 vs. San Diego
 20 12/30/79 at Pittsburgh

2nd-
 **21 1/20/85 vs. San Francisco
 14 1/12/86 vs. New England
 14 1/12/91 vs. Buffalo

3rd-
 10 12/30/73 vs. Oakland
 **10 1/20/85 vs. San Francisco
 10 1/17/93 vs. Buffalo

4th-
 14 12/21/74 at Oakland
 **14 1/30/83 vs. Washington
 14 1/12/91 at Buffalo

SCORE BY HALVES, DOLPHINS

1st-
 27 1/16/83 vs. San Diego
 24 1/6/85 vs. Pittsburgh

2nd-
 21 1/2/82 vs. San Diego
 21 1/6/85 vs. Pittsburgh
 21 1/4/86 vs. Cleveland

SCORE BY HALVES, OPPONENT

1st-
 **28 1/20/85 vs. San Francisco
 27 1/12/91 at Buffalo

2nd-
 21 12/21/74 at Oakland
 20 12/31/83 vs. Seattle

FIRST DOWNS**MOST FIRST DOWNS**

29 1/16/83 vs. San Diego
 28 1/6/85 vs. Pittsburgh

FEWEST FIRST DOWNS

**9 1/30/83 vs. Washington
 **10 1/16/72 vs. Dallas

MOST FIRST DOWNS ALLOWED

34 1/2/82 vs. San Diego
 **31 1/20/85 vs. San Francisco

FEWEST FIRST DOWNS ALLOWED

8 1/29/84 vs. Seattle
 10 1/23/83 vs. N.Y. Jets
 10 1/10/93 vs. San Diego

MOST FIRST DOWNS BY

Rushing
 18 12/23/73 vs. Cincinnati
 18 12/30/73 vs. Oakland

Passing
 21 1/2/82 vs. San Diego
 18 1/6/85 vs. Pittsburgh

Penalty
 **4 1/13/74 vs. Minnesota

FEWEST FIRST DOWNS BY

Rushing
 2 1/30/79 at Pittsburgh
 ** 2 1/20/85 vs. San Francisco

Passing
 2 12/30/73 vs. Oakland
 **2 1/30/83 vs. Washington

MOST FIRST DOWNS ALLOWED BY**Rushing**

**16 1/20/85 vs. San Francisco
15 Two times, last 1986

Passing

21 1/2/82 vs. San Diego
16 1/12/91 at Buffalo

Penalty

3 Two times, last 1984

FEWEST FIRST DOWNS ALLOWED BY**Rushing**

2 1/23/83 vs. N.Y. Jets
2 12/29/84 vs. Seattle

Passing

5 1/4/86 vs. Cleveland
6 Six times, last 1986

TOTAL NET YARDS**MOST NET YARDS GAINED**

569 1/6/85 vs. Pittsburgh
472 1/2/82 vs. San Diego

FEWEST NET YARDS GAINED

**176 1/30/83 vs. Washington
**185 1/16/72 vs. Dallas

MOST NET YARDS ALLOWED

564 1/2/82 vs. San Diego
**537 1/20/85 vs. San Francisco

FEWEST NET YARDS ALLOWED

139 1/23/83 vs. N.Y. Jets
194 1/23/73 vs. Cincinnati

RUSHING**MOST RUSHING YARDS**

266 12/30/73 vs. Oakland, 53 attempts
241 12/23/73 vs. Cincinnati, 52 attempts

FEWEST RUSHING YARDS

25 12/30/79 at Pittsburgh
**25 1/20/85 vs. San Francisco

MOST RUSHING YARDS ALLOWED

**276 1/30/83 vs. Washington, 52 attempts
255 1/12/86 vs. New England, 59 attempts

FEWEST RUSHING YARDS ALLOWED

51 12/29/84 vs. Seattle, 18 attempts
62 1/23/83 vs. N.Y. Jets, 24 attempts

MOST RUSHING ATTEMPTS

56 1/16/83 vs. San Diego, 214 yards
53 Two times, last 1974

FEWEST RUSHING ATTEMPTS

**9 1/20/85 vs. San Francisco, 25 yards
11 1/13/93 vs. Buffalo, 33 yards

MOST RUSHING ATTEMPTS, OPPONENT

59 1/12/86 vs. New England, 255 yards
**52 1/30/83 vs. Washington, 276 yards

FEWEST RUSHING ATTEMPTS, OPPONENT

16 1/10/93 vs. San Diego, 70 yards
17 1/16/83 vs. San Diego, 79 yards

PASSING**MOST NET YARDS PASSING**

435 1/6/85 vs. Pittsburgh
394 1/2/82 vs. San Diego

FEWEST NET YARDS PASSING

26 12/30/73 vs. Oakland
60 1/23/83 vs. N.Y. Jets

MOST NET YARDS PASSING ALLOWED

415 1/2/82 vs. San Diego
339 1/12/91 at Buffalo

FEWEST NET YARDS PASSING ALLOWED

62 1/4/86 vs. Cleveland
71 1/12/86 vs. New England

MOST PASS ATTEMPTS

**50 1/20/85 vs. San Francisco
48 Two times, last 1986

FEWEST PASS ATTEMPTS

6 12/30/73 vs. Oakland
**7 1/13/74 vs. Minnesota

MOST PASS ATTEMPTS, OPPONENT

54 1/2/82 vs. San Diego
45 1/10/93 vs. San Diego

FEWEST PASS ATTEMPTS, OPPONENT

12 1/2/86 vs. New England
16 12/27/70 at Oakland

MOST PASS COMPLETIONS

31 1/2/82 vs. San Diego
**29 1/20/85 vs. San Francisco

FEWEST PASS COMPLETIONS

3 12/30/73 vs. Oakland
4 Two times, last 1983

MOST PASS COMPLETIONS, OPPONENT

33 1/2/82 vs. San Diego
**24 1/20/85 vs. San Francisco

FEWEST PASS COMPLETIONS, OPPONENT

8 1/27/70 at Oakland
9 1/24/72 vs. Cleveland

INTERCEPTIONS**MOST INTERCEPTIONS**

5 12/24/72 vs. Cleveland
5 1/16/83 vs. San Diego
5 1/23/83 vs. N.Y. Jets

MOST INTERCEPTIONS, OPPONENT

3 12/24/78 vs. Houston
3 1/23/83 vs. N.Y. Jets

PUNTING**MOST PUNTS**

10 1/23/83 vs. N.Y. Jets
8 1/10/93 vs. San Diego

MOST PUNT YARDS

333 1/23/83 vs. N.Y. Jets
328 1/10/93 vs. San Diego

FEWEST PUNTS

- 1 12/30/73 vs. Oakland
- 1 1/8/83 vs. New England

MOST PUNTS, OPPONENT

- 10 1/23/83 vs. N.Y. Jets
- 7 Four times, last 1992

MOST PUNT YARDS, OPPONENT

- 357 1/23/83 vs. N.Y. Jets
- 324 1/10/93 vs. San Diego

FEWEST PUNTS, OPPONENT

- 1 1/12/91 at Buffalo
- 2 Three times, last 1979

MOST PUNTS, BOTH TEAMS

- 20 1/23/83 vs. N.Y. Jets
- 15 1/10/93 vs. San Diego

FEWEST PUNTS, BOTH TEAMS

- 3 12/30/73 vs. Oakland
- 3 1/12/91 at Buffalo

HIGHEST PUNTING AVERAGE

- x-48.6 12/24/72 vs. Houston

HIGHEST PUNTING AVERAGE, OPPONENT

- x-51.3 12/31/72 at Pittsburgh

x-minimum 4 punts

SACKS**MOST SACKS**

- 4-29 1/8/83 vs. New England
- 4-26 1/23/83 vs. N.Y. Jets

MOST SACKS, OPPONENT

- 4-14 12/24/72 vs. Cleveland
- 4-27 1/23/83 vs. N.Y. Jets
- **4-29 1/20/85 vs. San Francisco
- 4-25 1/17/93 vs. Buffalo

FUMBLES**MOST FUMBLES**

- 5 1/12/86 vs. New England
- 4 1/17/93 vs. Buffalo

MOST FUMBLES LOST

- 5-4 1/12/86 vs. New England
- 3-3 12/31/83 vs. Seattle
- 4-3 1/17/93 vs. Buffalo

MOST FUMBLES, OPPONENT

- 4 12/27/70 vs. Oakland
- 3 Seven times, last 1992

MOST FUMBLES LOST, OPPONENT

- 3-3 12/30/79 at Pittsburgh
- 3-3 1/2/82 vs. San Diego
- 3-3 1/8/83 vs. New England



450

**OPPONENTS INDIVIDUAL
PLAYOFF RECORDS**

The following individual records relate solely to service against the Miami Dolphins. They include National Football League playoff and Super Bowl statistics only. Super Bowl games are marked with a "".".

RUSHING**MOST RUSHING YARDS**

- Career**
- 213 Thurman Thomas, Buffalo (two games)
 - 182 Chuck Muncie, San Diego (two games)
- Game**
- **166 John Riggins, Washington (1/30/83 at Pasadena), 38 attempts
 - 161 Earnest Byner, Cleveland (1/4/86 at Miami), 21 attempts

MOST RUSHING ATTEMPTS

- Career**
- 52 Thurman Thomas, Buffalo (two games)
 - 47 Marv Hubbard, Oakland (three games)
- Game**
- **38 John Riggins, Washington (1/30/83 at Pasadena), 166 yards
 - 32 Thurman Thomas, Buffalo (1/12/91 at Buffalo), 117 yards

MOST RUSHING TOUCHDOWNS

- Career**
- 2 Earnest Byner, Cleveland (one game)
 - 2 Chuck Muncie, San Diego (two games)
 - 2 Thurman Thomas, Buffalo (two games)
 - 2 Curt Warner, Seattle (one game)
- Game**
- 2 Earnest Byner, Cleveland (1/4/86 at Miami), 21, 66
 - 2 Thurman Thomas, Buffalo (1/12/91 at Buffalo), 5, 5
 - 2 Curt Warner, Seattle (12/31/83 at Miami), 1, 2

LONGEST RUNS FROM SCRIMMAGE

- 66t Earnest Byner, Cleveland (1/4/86 at Miami)
- 45 Robert Weathers, New England (11/12/86 at Miami)

PASSING**MOST YARDS PASSING**

- Career**
- 624 Dan Fouts, San Diego (two games)
 - 516 Jim Kelly, Buffalo (two games)
- Game**
- 433 Dan Fouts, San Diego (1/2/82 at Miami), 33 of 53
 - 339 Jim Kelly, Buffalo (1/12/91 at Buffalo), 19 of 29

MOST PASS ATTEMPTS

- Career**
- 87 Dan Fouts, San Diego (two games)
 - 63 Dave Krieg, Seattle (two games)
- Game**
- 53 Dan Fouts, San Diego (1/2/82 at Miami), 33 completions
 - 44 Stan Humphries, San Diego (1/10/93 at Miami), 18 completions

MOST PASS COMPLETIONS

- Career**
- 48 Dan Fouts, San Diego (two games)
 - 36 Jim Kelly, Buffalo (two games)
- Game**
- 33 Dan Fouts, San Diego (1/2/82 at Miami), 53 attempts
 - **24 Joe Montana, San Francisco (1/20/85 vs. Miami), 35 attempts

451

MOST TOUCHDOWN PASSES

- Career**
- 5 Ken Stabler, Oakland (two games)
 - 4 Dan Fouts, San Diego (two games)
 - 4 Jim Kelly, Buffalo (two games)
- Game**
- 4 Ken Stabler, Oakland (12/21/74 at Oakland), 31, 13, 72, 8
 - 3 Tony Eason, New England (1/12/86 at Miami), 4, 1, 2
 - 3 Dan Fouts, San Diego (1/2/82 at Miami), 8, 25, 9
 - 3 Jim Kelly, Buffalo (1/12/91 at Buffalo), 40, 13, 26
 - **3 Joe Montana, San Francisco (1/20/85 vs. Miami), 33, 8, 16

MOST PASSES HAD INTERCEPTED

- Career**
- 6 Dan Fouts, San Diego (two games)
 - 5 Mike Phipps, Cleveland (one game)
 - 5 Richard Todd, N.Y. Jets (one game)
- Game**
- 5 Dan Fouts, San Diego (1/16/83 at Miami), 34 attempts
 - 5 Mike Phipps, Cleveland (12/24/72 at Miami), 23 attempts
 - 5 Richard Todd, N.Y. Jets (1/23/83 at Miami), 37 attempts

LONGEST PASS PLAYS

- 82t Daryle Lamonica to Rod Sherman, Oakland (12/27/70 at Oakland)
- 72t Ken Stabler to Cliff Branch, Oakland (12/21/74 at Oakland)

RECEIVING

MOST RECEPTIONS

- Career**
- 14 Kellen Winslow, San Diego (two games)
 - 13 Fred Biletnikoff, Oakland (three games)
- Game**
- 13 Kellen Winslow, San Diego (1/2/82 at Miami), 166 yards
 - 9 Lenvil Elliott, Cincinnati (12/23/73 at Miami), 53 yards
 - 9 Ronnie Harmon, San Diego (1/10/93 at Miami), 73 yards

MOST RECEIVING YARDS

- Career**
- 184 Kellen Winslow, San Diego (two games)
 - 183 Fred Biletnikoff, Oakland (three games)
- Game**
- 166 Kellen Winslow, San Diego (1/2/82 at Miami), 13 receptions
 - 149 James Lofton, Buffalo (1/12/91 at Buffalo), 7 receptions

MOST RECEIVING TOUCHDOWNS

- Career**
- 2 Fred Biletnikoff, Oakland (three games)
 - 2 James Brooks, San Diego (two games)
 - 2 Roger Craig, San Francisco (one game)
 - 2 Andre Reed, Buffalo (two games)
 - 2 John Stallworth, Pittsburgh (one game)
- Game**
- 2 James Brooks, San Diego (1/2/82 at Miami), 8, 9
 - **2 Roger Craig, San Francisco (1/20/85 vs. Miami), 8, 16
 - 2 Andre Reed, Buffalo (1/21/91 at Buffalo), 40, 26
 - 2 John Stallworth, Pittsburgh (1/6/85 at Miami), 65, 19

FIELD GOALS

MOST FIELD GOALS

- Career**
- 5 Steve Christie, Buffalo (one game)
 - 3 Norm Johnson, Seattle (two games)
 - 3 Nick Lowery, Kansas City (one game)
 - 3 Horst Muhlmann, Cincinnati (one game)
 - 3 Scott Norwood, Buffalo (one game)
- Game**
- 5 Steve Christie, Buffalo (1/17/93 at Miami) of 6
 - 3 Horst Muhlmann, Cincinnati (12/23/73 at Miami) of 3
 - 3 Nick Lowery, Kansas City (1/5/91 at Miami) of 4

- 3 Scott Norwood, Buffalo (1/12/91 at Buffalo) of 3

LONGEST FIELD GOALS

- 46 Horst Muhlmann, Cincinnati (12/23/73 at Miami)
- 42 John Smith, New England (1/8/83 at Miami)

INTERCEPTIONS

MOST INTERCEPTIONS

- Career**
- 3 John Harris, Seattle (two games)
 - 2 Willie Brown, Oakland (three games)
 - 2 Ken Schroy, N.Y. Jets (one game)
- Game**
- 2 Ken Schroy, N.Y. Jets (1/23/83 at Miami), 1 yd
 - 2 John Harris, Seattle (12/29/84 at Miami), 45 yds

LONGEST INTERCEPTION RETURNS

- 50t Willie Brown, Oakland (Bob Griese), 12/27/70 at Oakland
- 45t Neal Craig, Cincinnati (Bob Griese), 12/23/73 at Miami
- 45 Don Rogers, Cleveland (Dan Marino), 1/4/86 at Miami

LONGEST PLAYS

PUNTS

- 63 Ray Guy, Oakland (12/30/73 at Miami)
- 60 Bob Walden, Pittsburgh (12/31/72 at Pittsburgh)

PUNT RETURNS

- 56t Wes Chandler, San Diego (1/2/82 at Miami)
- 38 Thom Darden, Cleveland (12/24/78 at Miami)

KICKOFF RETURNS

- 59 Zachary Dixon, Seattle (12/31/87 at Miami)
- 41 Preston Pearson, Pittsburgh (12/31/72 at Pittsburgh)

FUMBLE RECOVERIES

- ** 49t Mike Bass, Washington (Garro Yepremian), 1/14/73 at Los Angeles

ALL-TIME PLAYOFF LEADERS

RUSHING

PLAYER	GAMES	NO.	YDS.	AVG.	LG	TD
1. Larry Csonka	12	225	891	4.0	49	9
2. Tony Nathan	11	118	454	3.8	26	3
3. Mercury Morris	10	95	440	4.6	27	1
4. Jim Kick	3	115	391	3.4	27	6
5. Andra Franklin	6	93	335	3.6	29	2
6. Sammie Smith	2	41	181	4.4	17	0
7. Woody Bennett	10	59	179	3.0	17	4
8. David Woodley	5	17	102	6.0	12	1
9. Bob Griese	12	15	98	6.5	12	0
10. Bobby Humphrey	2	31	93	3.0	15	0
11. Aaron Craver	2	10	85	8.5	25	1
12. Benny Malone	3	14	83	5.9	23	1
13. Joe Carter	4	9	66	7.3	19	0
14. Pete Johnson	3	16	61	3.8	14	0
15. Ron Davenport	2	9	54	6.0	31	2
16. David Overstreet	1	9	50	5.6	13	0
17. Leroy Harris	1	9	43	4.8	9	0
18. Delvin Williams	2	21	42	2.0	9	0
19. Larry Seiple	11	1	37	37.0	37	0
20. Paul Warfield	11	4	34	8.5	25	0
21. Marc Logan	2	12	23	1.9	7	0
22. Bernie Parmalee	1	5	18	3.6	6	0
23. Don Nottingham	6	2	17	8.5	12	0
Tom Vigorito	7	4	17	4.3	6	0

25. Gary Davis	1	2	12	6.0	9	0
26. Tom Orosz	5	1	11	11.0	11	0
27. Eddie Hill	12	3	8	2.7	4	0
Charles Leigh	9	1	8	8.0	8	0
29. Nat Moore	13	1	7	7.0	7	0
30. Earl Morrall	2	4	3	0.8	3	0
31. Tony Paige	4	1	2	2.0	2	0
32. Duriel Harris	7	1	1	1.0	1	0
33. Norm Bulaich	2	2	0	0.0	0	0
Mark Clayton	10	1	0	0.0	0	0
37. Scott Mitchell	2	1	-1	-1.0	-1	0
38. Don Strock	13	1	-2	-2.0	-2	0
35. Dan Marino	10	8	-3	-0.3	2	1
James Saxon	2	2	-3	-1.5	0	0
39. Jim Jensen	13	2	-6	-3.0	-3	0
40. George Roberts	2	1	-9	-9.0	-9	0

PASSING

PLAYER	GAMES	ATT.	COMP.	YDS.	PCT.	TD	INT	RATE
1. Dan Marino	10	387	212	2659	54.8	22	14	80.3
2. Bob Griese	12	208	112	1467	53.8	10	12	68.4
3. David Woodley	5	81	48	645	59.3	1	1	79.6
4. Don Strock	13	62	38	551	61.3	4	3	91.6
5. Earl Morrall	2	24	13	139	54.2	1	1	68.0
6. Tony Nathan	11	2	2	34	100.0	0	0	118.8
7. Marlin Briscoe	7	1	0	0	0.0	0	1	39.6

RECEIVING

PLAYER	GAMES	NO.	YDS.	AVG.	LG	TD
1. Tony Nathan	11	62	622	10.3	39	2
2. Paul Warfield	11	34	717	21.1	75	4
3. Mark Duper	10	32	595	18.6	64	5
4. Mark Clayton	10	31	498	16.1	40	3
5. Bruce Hardy	13	26	336	12.9	50	4
6. Nat Moore	13	21	265	12.6	40	3
7. Duriel Harris	7	19	303	15.9	36	1
8. Joe Rose	11	18	260	14.4	35	2
Jim Kilick	11	18	115	6.4	21	0
10. Howard Twilley	11	13	186	14.3	28	1
11. Jimmy Cefalo	10	12	297	24.8	76	2
12. Tony Paige	4	11	50	4.5	9	2
13. Marv Fleming	10	10	114	11.4	27	1
14. Keith Jackson	2	9	124	13.8	30	2
Tom Vigorito	7	9	103	11.4	33	0
Jim Mandich	11	9	86	9.6	19	1
Bobby Humphrey	2	9	71	7.9	20	0
18. Tony Martin	4	8	106	13.3	22	1
Dan Johnson	5	8	84	10.5	21	3
20. Delvin Williams	2	7	34	4.9	8	0
21. Ferrell Edmunds	4	5	70	14.0	37	0
Jim Jensen	13	5	49	9.8	12	0
23. Marlin Briscoe	7	4	42	10.5	18	0
Larry Csonka	12	4	26	6.5	7	1
25. Sammie Smith	2	3	31	10.1	13	0
Aaron Craver	2	3	28	9.3	13	0
Ron Davenport	2	3	23	7.7	9	0
Mercury Morris	10	3	9	3.0	9	0
29. Willie Richardson	1	2	30	15.0	19	1
Woody Bennett	10	2	26	13.0	20	0
Gary Davis	1	2	24	12.0	14	0
Andre Tillman	1	2	24	12.0	13	1
Fred Banks	2	2	18	9.0	13	0
Norm Bulaich	2	2	14	7.0	8	0
Ronnie Lee	11	2	12	6.0	6	1
Marc Logan	2	2	8	4.0	6	0
Eddie Hill	12	2	3	1.5	2	0
38. Leroy Harris	1	1	21	21.0	21	0
Don Nottingham	6	1	9	9.0	9	0
Rich Diana	4	1	5	5.0	5	0
Joe Carter	4	1	2	2.0	2	0
Roy Foster	12	1	2	2.0	2	1
Bob Torrey	1	1	0	0.0	0	0


454

SCORING

PLAYER	GAMES	TD	TDR	TDP	TDRT	FG	PAT	PTS.
1. Garo Yepremian	12	0	0	0	0	12	28	64
2. Larry Csonka	12	10	9	1	0	0	0	60
3. Uwe von Schamann	10	0	0	0	0	9	32	59
4. Jim Kilick	11	6	6	0	0	0	0	36
5. Mark Duper	10	5	0	5	0	0	0	30
Tony Nathan	11	5	3	2	0	0	0	30
7. Pete Stoyanovich	4	0	0	0	0	5	11	26
8. Woody Bennett	10	4	4	0	0	0	0	24
Bruce Hardy	13	4	0	4	0	0	0	24
Nat Moore	13	4	0	3	1	0	0	24
Paul Warfield	11	4	0	4	0	0	0	24
12. Mark Clayton	10	3	0	3	0	0	0	18
Dan Johnson	5	3	0	3	0	0	0	18
14. Jimmy Cefalo	10	2	0	2	0	0	0	12
Ron Davenport	2	2	2	0	0	0	0	12
Andra Franklin	6	2	2	0	0	0	0	12
Keith Jackson	2	2	0	2	0	0	0	12
Tony Paige	4	2	0	2	0	0	0	12
Joe Rose	11	2	0	2	0	0	0	12
20. Fuad Reveiz	2	0	0	0	0	1	5	8
21. Dick Anderson	11	1	0	0	1	0	0	6
Charlie Babb	9	1	0	0	1	0	0	6
Aaron Craver	2	1	1	0	0	0	0	6
A.J. Duhe	11	1	0	0	1	0	0	6
Marv Fleming	10	1	0	1	0	0	0	6
Roy Foster	12	1	0	1	0	0	0	6
Duriel Harris	7	1	0	1	0	0	0	6
Ronnie Lee	11	1	0	1	0	0	0	6
Benny Malone	3	1	1	0	0	0	0	6
Jim Mandich	11	1	0	1	0	0	0	6
Dan Marino	10	1	1	0	0	0	0	6
Tony Martin	4	1	0	1	0	0	0	6
Mercury Morris	10	1	1	0	0	0	0	6
Willie Richardson	1	1	0	1	0	0	0	6
Andre Tillman	1	1	0	1	0	0	0	6
Howard Twilley	11	1	0	1	0	0	0	6
Fulton Walker	9	1	0	0	1	0	0	6
David Woodley	5	1	1	0	0	0	0	6

INTERCEPTIONS

PLAYER	GAMES	NO.	YDS.	AVG.	LG	TD
1. Dick Anderson	11	5	107	21.4	62	1
2. Jake Scott	11	4	76	19.0	55	0
Gerald Small	7	4	42	10.5	18	0
A.J. Duhe	11	4	36	9.0	35	1
Glenn Blackwood	11	4	27	6.8	19	0
Lyle Blackwood	9	4	11	2.8	8	0
7. Curtis Johnson	11	3	43	14.3	33	0
8. Nick Buoniconti	11	2	38	19.0	32	0
Don McNeal	10	2	36	18.0	20	0
Louis Oliver	4	2	21	10.5	21	0
Mike Kolen	10	2	16	8.0	11	0
Doug Swift	11	2	12	6.0	12	0
Troy Vincent	2	2	2	1.0	2	0
Jarvis Williams	4	2	0	0.0	0	0
15. William Judson	10	1	34	34.0	34	0
J.B. Brown	4	1	32	32.0	32	0
Bob Matheson	12	1	29	29.0	29	0
Bryan Cox	2	1	7	7.0	7	0
Paul Lankford	12	1	2	2.0	2	0



455

HONORS

ALL-NFL (FIRST TEAM)

- Dick Anderson (safety) – AP 1972-73; Writers 1972-73; NEA 1972-74; PFW 1973.
 Bob Baumhower (defensive tackle) – SN 1981; AP 1983; PFW 1983.
 Doug Betters (defensive end) – AP 1983; NEA 1983; SN 1983; Writers 1983; PFW 1983.
 Larry Csonka (fullback) – AP 1971, 1973; PFW 1972-73; Writers 1971.
 Bob Griese (quarterback) – AP 1971, 1977; Writers 1971, 1977; NEA 1971; PFW 1971, 1977.
 Duriel Harris (kick returner) – PFW 1976.
 Keith Jackson (tight end) – SN 1992.
 Bob Kuechenberg (guard) – NEA 1975; AP 1978; PFW 1978.
 Eric Laakso (tackle) – SN 1983.
 ● Jim Langer (center) – AP 1974-75, 1977; Writers 1974-77; NEA 1974-77; PFW 1974-77.
 ● Larry Little (guard) – Writers 1971-75, 1977; AP 1971-75; PFW 1971-73, 1975; NEA 1972-73.
 Dan Marino (quarterback) – AP 1984-86; Writers 1984-86; NEA 1984; PFW 1984-86; SN 1984-86.
 Nat Moore (wide receiver) – AP 1977; Writers 1977.
 Earl Morrall (quarterback) – AP 1972.
 Tony Nathan (kick returner) – AP 1979.
 Ed Newman (guard) – NEA 1982; AP 1984; PFW 1984.
 John Offerdahl (linebacker) – AP 1990; Writers 1990; PFW 1990; SN 1990; NEA 1990.
 Fuad Reveiz (kicker) – PFW 1985.
 Reggie Roby (punter) – AP 1984; Writers 1984; NEA 1984; PFW 1984-85; SN 1984.
 Jake Scott (safety) – Writers 1973; AP 1973-74; PFW 1972, 1974.
 Bill Stanfill (defensive end) – AP 1972; Writers 1973; NEA 1973.
 * Dwight Stephenson (center) – Writers 1983-87; NEA 1983-86; PFW 1983-87; AP 1984-87; SN 1984-86.
 Pete Stoyanovich (kicker) – NEA 1991; AP 1992; SN 1992.
 Fulton Walker (kick returner) – Writers 1983; PFW 1983; SN 1983.
 Paul Warfield (wide receiver) – AP 1971, 1973; NEA 1971-72; Writers 1971; PFW 1971.
 Richmond Webb (tackle) – AP 1992; SN 1992.
 ● Garo Yepremian (kicker) – Writers 1971, 1973; AP 1971, 1973; PFW 1971, 1973; NEA 1973.
 Delvin Williams (running back) – AP 1978.
 ● All-NFL of the 1970s selected by Hall of Fame.
 * All-NFL of the 1980s selected by Hall of Fame.

ALL-NFL (SECOND TEAM)†

- Dick Anderson (safety) – Writers 1973.
 Bob Baumhower (defensive tackle) – AP 1979, 1981-82, 1984; NEA 1981-82.
 Nick Buoniconti (linebacker) – AP 1972; Writers 1972; PFW 1973.
 Mark Clayton (wide receiver) – AP 1984.
 Larry Csonka (fullback) – AP 1972; Writers 1972; NEA 1973.
 Manny Fernandez (defensive tackle) – NEA 1973.
 Tim Foley (safety) – NEA 1979.
 Keith Jackson (tight end) – AP 1992.
 Bob Kuechenberg (guard) – Writers 1975; NEA 1977-78.
 Jim Langer (center) – PFW 1973; AP 1976; NEA 1978.
 Larry Little (guard) – NEA 1975, 1978; AP 1977-78.
 Dan Marino (quarterback) – AP 1983; NEA 1985-86, 1992.
 Earl Morrall (quarterback) – NEA 1972.
 Ed Newman (guard) – AP 1981-83; NEA 1981, 1983.
 John Offerdahl (linebacker) – AP 1986.
 Louis Oliver (safety) – AP 1992.
 * Reggie Roby (punter) – NEA 1985, 1991; AP 1991.
 Jake Scott (safety) – Writers 1972, 1975; AP 1972; NEA 1972-73.
 Bill Stanfill (defensive end) – Writers 1974; NEA 1974; PFW 1973.
 Dwight Stephenson (center) – AP 1983.
 Pete Stoyanovich (kicker) – AP 1990; NEA 1992.
 Uwe von Schamann (kicker) – AP 1982.
 Paul Warfield (wide receiver) – AP 1972; Writers 1973; NEA 1973; PFW 1973.

Delvin Williams (running back) – NEA 1978.
 † Writers discontinued Second Team in 1976 * All-NFL of the 1980s selected by Hall of Fame

ALL-AFC SELECTIONS*

- Dick Anderson (safety) – AP 1972-73; UPI 1972-73; SN 1972-74; PFW 1973.
 Bob Baumhower (defensive tackle) – SN 1979; PFW 1979, 1981, 1983; UPI 1981-83.
 Doug Betters (defensive end) – UPI 1983; PFW 1983.
 Nick Buoniconti (linebacker) – AP 1972.
 Mark Clayton (wide receiver) – PFW 1984; UPI 1985.
 Bryan Cox (linebacker) – UPI 1992; FN 1992.
 Larry Csonka (fullback) – PFW 1970, 1973; AP 1972-73; UPI 1971-73; SN 1971-73.
 Vern Den Herder (defensive end) – AP 1972.
 A.J. Duhe (linebacker) – UPI 1981.
 Mark Duper (wide receiver) – UPI 1984.
 Norm Evans (tackle) – AP 1973; SN 1974.
 Manny Fernandez (defensive tackle) – SN 1971.
 Roy Foster (guard) – UPI 1985-86; PFW 1986.
 Bob Griese (quarterback) – SN 1970-71, 1973; AP 1971; UPI 1971, 1977; PFW 1971, 1977.
 Duriel Harris (kick returner) – PFW 1976.
 Keith Jackson (tight end) – UPI 1992.
 Bob Kuechenberg (guard) – PFW 1974, 1978; SN 1975, 1978 (tackle).
 Jim Langer (center) – PFW 1973-77; AP 1974-76; UPI 1973-77; SN 1973-77.
 Larry Little (guard) – AP 1971-75; UPI 1971-75; SN 1971-74; PFW 1971, 1973, 1975.
 Dan Marino (quarterback) – UPI 1983-86, 1992; FN 1992; PFW 1983-86.
 Nat Moore (wide receiver) – PFW 1977; SN 1977; UPI 1977.
 Earl Morrall (quarterback) – AP 1972; SN 1972.
 Tony Nathan (punt returner) – SN 1979.
 Ed Newman (guard) – UPI 1982-84; PFW 1984.
 John Offerdahl (linebacker) – UPI 1986, 1988, 1990; PFW 1986; FN 1990.
 Louis Oliver (safety) – UPI 1992.
 Reggie Roby (punter) – UPI 1984-85, 1991; PFW 1984-85, 1987; FN 1991.
 Jake Scott (safety) – FN 1970; AP 1971-75; UPI 1971-73, 1975; SN 1972-73, 1975; PFW 1974.
 Bill Stanfill (defensive end) – UPI 1971-74; AP 1972-74; SN 1972-74; PFW 1973.
 Dwight Stephenson (center) – UPI 1983-87; PFW 1983-87; FN 1983, 1986-87.
 Pete Stoyanovich (kicker) – UPI 1992.
 Fulton Walker (kick returner) – PFW 1983.
 Paul Warfield (wide receiver) – AP 1971-73; UPI 1971, 1973; SN 1970-73; PFW 1971, 1973-74.
 Richmond Webb (tackle) – UPI 1992; FN 1992.
 Delvin Williams (running back) – UPI 1978; SN 1978; PFW 1978.
 Garo Yepremian (kicker) – PFW 1971, 1973; SN 1971, 1973; AP 1973.
 *Only UPI, PFW and FN continue to choose All-AFC

KEY TO AWARDS

AP – Associated Press; UPI – United Press International; NEA – Newspaper Enterprise Association; SN – Sporting News; PFW – Pro Football Weekly; Writers – Pro Football Writers; FN – Football News.

PRO BOWL SELECTIONS

(Starters Capitalized)

- 1970 – RB Larry Csonka, QB Bob Griese, WR Paul Warfield.
 1971 – RB LARRY CSONKA, QB BOB GRIESE, G Larry Little, RB Mercury Morris, S Jake Scott (dnp), DE Bill Stanfill, WR PAUL WARFIELD.
 1972 – S Dick Anderson, LB Nick Buoniconti (dnp), RB Larry Csonka (dnp), T Norm Evans, G LARRY LITTLE, RB Mercury Morris, S JAKE SCOTT, DE Bill Stanfill (dnp), WR Paul Warfield (dnp).
 1973 – S DICK ANDERSON, LB Nick Buoniconti, RB Larry Csonka (dnp), QB Bob Griese, C JIM LANGER, G LARRY LITTLE, T Wayne Moore (dnp), RB Mercury Morris (dnp), S JAKE SCOTT, DE Bill Stanfill (dnp), WR Paul Warfield (dnp), K GARO YEPREMIAN.
 1974 – S DICK ANDERSON, RB Larry Csonka, T Norm Evans, QB Bob Griese, G Bob Kuechenberg, C JIM LANGER, G LARRY LITTLE, DE BILL STANFILL, S Jake Scott (dnp), WR Paul Warfield.
 1975 – G BOB KUECHENBERG, C JIM LANGER, S JAKE SCOTT.
 1976 – C JIM LANGER.
 1977 – QB BOB GRIESE, G Bob Kuechenberg, C JIM LANGER, WR NAT MOORE.
 1978 – QB Bob Griese, G Bob Kuechenberg, C Jim Langer, RB DELVIN WILLIAMS, K GARO YEPREMIAN.

- 1979 - DT BOB BAUMHOWER, LB Kim Bokamper, S Tim Foley.
 1980 - NO SELECTIONS.
 1981 - DT BOB BAUMHOWER, G Ed Newman.
 1982 - DT Bob Baumhower, RB Andra Franklin, G Ed Newman (dnp), G Bob Kuechenberg*.
 1983 - DT BOB BAUMHOWER, DE DOUG BETTERS, WR Mark Duper, G Bob Kuechenberg#, QB DAN MARINO (dnp), G ED NEWMAN, C DWIGHT STEPHENSON.
 1984 - DT Bob Baumhower (dnp), WR Mark Clayton, LB A.J. Duhe, WR MARK DUPEL, QB DAN MARINO, G ED NEWMAN, P REGGIE ROBY, C DWIGHT STEPHENSON.
 1985 - WR Mark Clayton, G Roy Foster, QB DAN MARINO (dnp), C DWIGHT STEPHENSON.
 1986 - WR Mark Clayton†, WR Mark Duper (dnp), G Roy Foster, QB DAN MARINO (dnp), LB JOHN OFFERDAHL, C DWIGHT STEPHENSON (dnp).
 1987 - QB Dan Marino (dnp), LB John Offerdahl, C Dwight Stephenson (dnp).
 1988 - WR Mark Clayton, LB JOHN OFFERDAHL (dnp), NT Brian Sochia‡.
 1989 - TE Ferrell Edmunds, LB JOHN OFFERDAHL, P REGGIE ROBY.
 1990 - DE Jeff Cross, TE Ferrell Edmunds. LB JOHN OFFERDAHL, T RICHMOND WEBB.
 1991 - WR MARK CLAYTON, QB Dan Marino (dnp), T Richmond Webb.
 1992 - LB BRYAN COX, TE KEITH JACKSON (dnp), QB DAN MARINO, T RICHMOND WEBB.

- * Replaced injured Ed Newman
 # Replaced injured John Hannah
 † Replaced injured Mark Duper
 ‡ Replaced injured Tim Krumme

JOE ROBBIE AWARD

(for team leadership)

- 1989 - WR/RB Jim Jensen
 1990 - LB Hugh Green
 1991 - LB Cliff Odom
 1992 - LB Bryan Cox

NAT MOORE AWARD

(for community service and civic participation)

- 1987 - CB Don McNeal
 1988 - K Fuad Reveiz
 1989 - LB John Offerdahl
 1990 - LB John Offerdahl
 1991 - FB Tony Paige
 1992 - S Liffort Hobbie

TOMMY FITZGERALD AWARD

(outstanding rookie in training camp)

- 1969 - CB Lloyd Mumphord
 1970 - LB Mike Kolen
 1971 - WR Otto Stowe
 1972 - S Charlie Babb
 1973 - WR Bo Rather
 1974 - WR Nat Moore
 1975 - S Barry Hill
 1976 - LB Larry Gordon
 1977 - DE A.J. Duhe and DT Bob Baumhower
 1978 - CB Gerald Small
 1979 - K Uwe von Schamann
 1980 - CB Don McNeal
 1981 - RB Tom Vigorito
 1982 - LB Charles Bowser
 1983 - QB Dan Marino
 1984 - RB Joe Carter
 1985 - RB Lorenzo Hampton
 1986 - LB John Offerdahl
 1987 - RB Troy Stradford
 1988 - S Jarvis Williams
 1989 - C Jeff Uhlenhake
 1990 - T Richmond Webb
 1991 - LB Bryan Cox
 1992 - DE Marco Coleman

COACH OF THE YEAR

- | | |
|-------------------------------|--------------------------------|
| NFL | AFC |
| 1970 - Don Shula, SN, PFW | 1971 - Don Shula, AP, UPI, PFW |
| 1971 - Don Shula, FN | 1972 - Don Shula, PFW |
| 1972 - Don Shula, SN, PFW, FN | |

NFL MAN OF THE YEAR

- 1971 - Joe Robbie, FN
 1982 - Don Shula, FN
 1985 - Dwight Stephenson, NFL

BERT BELL AWARD

(NFL MVP as awarded by Maxwell Club)

- 1977 - QB Bob Griese
 1984 - QB Dan Marino

NFL DEFENSIVE PLAYER OF THE YEAR

(selected by AP)

- 1973 - S Dick Anderson
 1983 - DE Doug Betters

ROOKIE OF THE YEAR

- 1977 - LB A.J. Duhe, AP, PFW (NFL Defensive), UPI, SN (AFC)
 1983 - QB Dan Marino, SN
 1986 - LB John Offerdahl, Old Spice NFL, PFW (NFL Defensive, co-winner)
 1987 - RB Troy Stradford, AP, NFL Films (Offensive), PFW (NFL Offensive)
 1990 - T Richmond Webb, UPI (AFC), PFW, SN
 1992 - DE Marco Coleman, FN (NFL Defensive)

SUPER BOWL MVP

(selected by Sport Magazine)

- 1972 - S Jake Scott (Super Bowl VII)
 ● 1973 - FB Larry Csonka (Super Bowl VIII)
 ● All-Time Silver Anniversary Super Bowl Team

PRO BOWL MVP

- 1973 - K Garo Yepremian

NFL PLAYERS ASSOCIATION AWARDS

- 1970 - Larry Little, AFC Offensive Lineman of the Year
 1971 - Bob Griese, AFC Quarterback of the Year
 Larry Little, AFC Offensive Lineman of the Year
 Mercury Morris, AFC Kick Returner of the Year
 Garo Yepremian, AFC Kicker of the Year
 1972 - Larry Little, AFC Offensive Lineman of the Year
 Earl Morrall, AFC Quarterback of the Year
 1977 - A.J. Duhe, AFC Defensive Rookie of the Year
 Leroy Harris, AFC Offensive Rookie of the Year
 1983 - Doug Betters, AFC Defensive Lineman of the Year
 Dwight Stephenson, AFC Offensive Lineman of the Year
 1984 - Dan Marino, AFC Most Valuable Player
 Dwight Stephenson, AFC Offensive Lineman of the Year
 1985 - Dwight Stephenson, AFC Offensive Lineman of the Year
 1986 - Dan Marino, AFC Most Valuable Player
 Dwight Stephenson, AFC Offensive Lineman of the Year
 1987 - Dwight Stephenson, AFC Offensive Lineman of the Year
 Troy Stradford, AFC Offensive Rookie of the Year

DOLPHINS IN FLORIDA SPORTS HALL OF FAME

- | | |
|--------------------------------|-------------------------------|
| RB Rick Casares, 1966 | President Joe Robbie, 1966-89 |
| FB Larry Csonka, 1968-74, 1979 | Head Coach Don Shula, 1970-93 |
| QB Bob Griese, 1967-80 | WR Paul Warfield, 1970-74 |
| G Larry Little, 1969-80 | K Garo Yepremian, 1970-78 |

AFL ALL-STAR GAME

(1966-69)

- 1966 - DE Ed Cooke, LB Tom Eriandson, CB Jimmy Warren, S Willie West
 1967 - LB John Bramlett, WR Jack Clancy, QB Bob Griese, CB Dick Westmoreland
 1968 - QB Bob Griese, RB Jim Kluck, WR Karl Noonan
 1969 - George Wilson (coach), LB Nick Buoniconti, C Tom Goode, RB Jim Kluck, G Larry Little, DE Bill Stanfill

COLLEGE ALL-STAR GAME, CHICAGO

- 1966 - LB Frank Emanuel, Tennessee

- 1967 - WR Jack Clancy, Michigan; QB Bob Griese, Purdue; T Jim Riley, Oklahoma
- 1968 - TE Jim Cox, Miami (Fla.); RB Larry Csonka, Syracuse (MVP); RB Jim Kiick, Wyoming
- 1969 - DT Bob Heinz, Pacific; DE Bill Stanfill, Georgia
- 1970 - none selected
- 1971 - CB Ron Dickerson, Kansas State
- 1972 - DT Mike Kadish, Notre Dame
- 1973 - Dolphins 14, All-Stars 3
- 1974 - DE Don Reese, Jackson State; RB Benny Malone, Arizona State; CB Jeris White, Hawaii; Game cancelled during players' strike
- 1975 - T Darryl Carlton, Tampa; QB/WR Freddie Solomon, Tampa; RB Stan Winfrey, Arkansas State
- 1976 - LB Kim Bokamper, San Jose State; LB Larry Gordon, Arizona State; WR Duriel Harris, New Mexico State

THIRD DOWN AWARD

(most valuable, NEA, voted by players)

- | | |
|---------------------------|---------------------------|
| 1966 - S Willie West | 1973 - LB Nick Buoniconti |
| 1967 - C Tom Goode | 1974 - QB Bob Griese |
| 1968 - QB Bob Griese | 1975 - QB Bob Griese |
| 1969 - LB Nick Buoniconti | 1976 - WR Nat Moore |
| 1970 - WR Paul Warfield | 1977 - WR Nat Moore |
| 1971 - FB Larry Csonka | 1978 - RB Delvin Williams |
| 1972 - FB Larry Csonka | 1979 - DE Vern Den Herder |

(Discontinued in 1980)

NFL'S UNSUNG PLAYER

- 1973 - DE Manny Fernandez

DOLPHIN HONOR ROLL

- Sept. 16, 1990 - Founder Joe Robbie (1966-89)
- Nov. 19, 1990 - FB Larry Csonka (1968-74, 1979)
- Nov. 19, 1990 - QB Bob Griese (1967-80)
- Nov. 19, 1990 - C Jim Langer (1970-79)
- Nov. 19, 1990 - WR Paul Warfield (1970-74)
- Nov. 18, 1991 - LB Nick Buoniconti (1969-76)
- Nov. 16, 1992 - 1972 Undefeated Team

SILVER ANNIVERSARY TEAM

(selected by fans)

- | | |
|---------------------------------|------------------------------|
| QB Bob Griese (1967-80) | DE Vern Den Herder (1971-81) |
| RB Mercury Morris (1969-75) | DE Doug Betters (1978-87) |
| FB Larry Csonka (1968-74, 1979) | NT Manny Fernandez (1968-75) |
| WR Paul Warfield (1970-74) | LB Bob Brudzinski (1981-89) |
| WR Mark Clayton (1983-92) | LB Larry Gordon (1976-82) |
| TE Bruce Hardy (1978-89) | LB John Offerdahl (1986-92) |
| G Bob Kuechenberg (1970-84) | LB Nick Buoniconti (1969-76) |
| G Larry Little (1969-80) | CB Tim Foley (1970-80) |
| T Norm Evans (1966-75) | CB Don McNeal (1980-89) |
| T Jon Giesler (1979-88) | S Dick Anderson (1968-77) |
| C Dwight Stephenson (1980-87) | S Jake Scott (1970-75) |
| K Garo Yepremian (1970-78) | P Reggie Roby (1983-92) |

(Greatest Game - San Diego 41 at Miami 38 (OT) on Jan. 2, 1982)



DOLPHIN FACT

Under Don Shula, the Dolphins own a 3-0 record in regular-season home games against that year's eventual Super Bowl Super Bowl champion. Miami has defeated the 1970 Baltimore Colts (34-17), the 1985 Chicago Bears (38-24) and the 1987 Washington Redskins (23-21).

INDIVIDUAL LEAGUE LEADERS

POINTS

Year	Player	Total
1992	Pete Stoyanovich	124
1971	Garo Yepremian	117

QUARTERBACK RATING

Year	Player	Total
1984	Dan Marino	108.9
1977	Bob Griese	88.0

PASSING YARDS

Year	Player	Total
1992	Dan Marino	4,116
1988	Dan Marino	4,434
1986	Dan Marino	4,746
1985	Dan Marino	4,137
1984	Dan Marino	5,084*

TOUCHDOWN PASSES

Year	Player	Total
1986	Dan Marino	44
1985	Dan Marino	30
1984	Dan Marino	48*
1977	Bob Griese	22

PASS COMPLETIONS

Year	Player	Total
1992	Dan Marino	330
1988	Dan Marino	354
1986	Dan Marino	378*
1985	Dan Marino	336
1984	Dan Marino	362

PASS ATTEMPTS

Year	Player	Total
1992	Dan Marino	554
1988	Dan Marino	606
1986	Dan Marino	623
1984	Dan Marino	564

RUSHING TOUCHDOWNS

Year	Player	Total
1972	Mercury Morris	12

RECEIVING TOUCHDOWNS

Year	Player	Total
1988	Mark Clayton	14
1984	Mark Clayton	18
1977	Nat Moore	12
1971	Paul Warfield	11

PUNTING

Year	Player	Average
1991	Reggie Roby	45.7

INTERCEPTIONS

Year	Player	Total
1973	Dick Anderson	8
1967	Dick Westmoreland	10

KICKOFF RETURNS

Year	Player	Total
1983	Fulton Walker	26.7
1976	Duriel Harris	32.9

*NFL record

DOLPHINS POSITIONAL PERFORMANCE AWARDS

(selected by South Florida media;
presented at annual awards dinner)

MOST VALUABLE PLAYER

1966 - RB Joe Auer	1979 - FB Larry Csonka
1967 - QB Bob Griese	1980 - QB David Woodley
1968 - QB Bob Griese	1981 - RB Tony Nathan
1969 - LB Nick Buoniconti	1982 - FB Andra Franklin
1970 - QB Bob Griese, WR Paul Warfield	1983 - QB Dan Marino
1971 - QB Bob Griese	1984 - QB Dan Marino
1972 - QB Earl Morrall	1985 - QB Dan Marino
1973 - FB Larry Csonka	1986 - QB Dan Marino
1974 - QB Bob Griese	1987 - QB Dan Marino
1975 - C Jim Langer	1988 - QB Dan Marino
1976 - LB Steve Towle	1989 - QB Dan Marino
1977 - QB Bob Griese	1990 - QB Dan Marino
1978 - RB Delvin Williams	1991 - QB Dan Marino
	1992 - QB Dan Marino

OUTSTANDING OFFENSIVE BACK

1966 - RB Joe Auer	1979 - FB Larry Csonka
1967 - QB Bob Griese	1980 - QB David Woodley
1968 - WR Karl Noonan	1981 - RB Tony Nathan
1969 - RB Jim Kiick	1982 - FB Andra Franklin
1970 - FB Larry Csonka, RB Jim Kiick	1983 - QB Dan Marino
1971 - FB Larry Csonka	1984 - QB Dan Marino
1972 - FB Larry Csonka	1985 - QB Dan Marino
1973 - FB Larry Csonka	1986 - QB Dan Marino
1974 - FB Larry Csonka	1987 - QB Dan Marino
1975 - FB Don Nottingham, FB Norm Bulaich	1988 - QB Dan Marino
1976 - QB Bob Griese	1989 - QB Dan Marino
1977 - QB Bob Griese	1990 - QB Dan Marino
1978 - RB Delvin Williams	1991 - RB Mark Higgs
	1992 - QB Dan Marino

OUTSTANDING RECEIVER

1971 - Paul Warfield	1982 - Duriel Harris
1972 - Paul Warfield	1983 - Mark Duper
1973 - Paul Warfield	1984 - Mark Clayton
1974 - Nat Moore	1985 - Mark Clayton
1975 - Nat Moore	1986 - Mark Duper
1976 - Nat Moore	1987 - Mark Clayton
1977 - Nat Moore	1988 - Mark Clayton
1978 - Nat Moore	1989 - Mark Clayton
1979 - Nat Moore	1990 - Mark Duper
1980 - Duriel Harris	1991 - Mark Clayton
1981 - Duriel Harris	1992 - Keith Jackson (TE)

OUTSTANDING OFFENSIVE LINEMAN

1966 - C Tom Goode	1980 - G Ed Newman
1967 - T Norm Evans	1981 - G Ed Newman
1968 - T Norm Evans	1982 - C Dwight Stephenson
1969 - C Tom Goode	1983 - C Dwight Stephenson
1970 - G Larry Little	1984 - C Dwight Stephenson
1971 - G Larry Little	1985 - C Dwight Stephenson
1972 - G Larry Little	1986 - C Dwight Stephenson
1973 - C Jim Langer	1987 - C Dwight Stephenson
1974 - C Jim Langer	1988 - T Ronnie Lee
1975 - C Jim Langer	1989 - T Jeff Dellenbach
1976 - C Jim Langer	1990 - T Richmond Webb
1977 - C Jim Langer	1991 - T Richmond Webb
1978 - G Bob Kuechenberg	1992 - T Richmond Webb
1979 - G Bob Kuechenberg	

OUTSTANDING DEFENSIVE BACK

1966 - S Willie West	1980 - CB Don McNeal
1967 - CB Jimmy Warren	1981 - S Glenn Blackwood
1968 - CB Jimmy Warren	1982 - CB Don McNeal
1969 - to linebacker	1983 - CB William Judson
1970 - to linebacker	1984 - CB William Judson
1971 - S Jake Scott	1985 - CB William Judson
1972 - S Dick Anderson	1986 - CB William Judson
1973 - S Dick Anderson	1987 - CB Paul Lankford
1974 - CB Curtis Johnson	1988 - S Jarvis Williams
1975 - CB Curtis Johnson	1989 - S Jarvis Williams
1976 - S Charlie Babb	1990 - S Jarvis Williams
1977 - S Tim Foley	1991 - S Louis Oliver
1978 - S Tim Foley	1992 - S Louis Oliver
1979 - S Tim Foley	

OUTSTANDING LINEBACKER

1969 - Ed Weisacosky	1981 - Earnie Rhone
1970 - Nick Buoniconti	1982 - A.J. Duhe
1971 - Nick Buoniconti	1983 - Bob Brudzinski
1972 - Nick Buoniconti	1984 - Bob Brudzinski
1973 - Nick Buoniconti	1985 - Hugh Green
1974 - Nick Buoniconti	1986 - John Offerdahl
1975 - Bob Matheson	1987 - John Offerdahl
1976 - Steve Towle	1988 - John Offerdahl
1977 - Steve Towle	1989 - Barry Krauss
1978 - Larry Gordon	1990 - John Offerdahl
1979 - Larry Gordon	1991 - Bryan Cox
1980 - Kim Bokamper	1992 - Bryan Cox

OUTSTANDING DEFENSIVE LINEMAN

1966 - DE Ed Cooke	1979 - DE Vern Den Herder
1967 - DT Ray Jacobs	1980 - DT Bob Baumhower
1968 - DT Manny Fernandez	1981 - DT Bob Baumhower
1969 - DT Manny Fernandez	1982 - DT Bob Baumhower
1970 - DT Manny Fernandez	1983 - DE Doug Betters
1971 - DT Manny Fernandez	1984 - DE Doug Betters
1972 - DT Manny Fernandez	1985 - DE Mike Charles
1973 - DT Manny Fernandez	1986 - DE T.J. Turner
1974 - DE Vern Den Herder	1987 - DE John Bosa
1975 - DE Vern Den Herder	1988 - DT Brian Socchia
1976 - DE Vern Den Herder	1989 - DE Jeff Cross
1977 - DE A.J. Duhe, DT Bob Baumhower	1990 - DE Jeff Cross
1978 - DE Vern Den Herder	1991 - DE Jeff Cross
	1992 - DE Marco Coleman

ROOKIE OF THE YEAR

1966 - LB Frank Emanuel	1980 - QB David Woodley
1967 - WR Jack Clancy	1981 - FB Andra Franklin
1968 - RB Jim Kiick	1982 - LB Charles Bowser
1969 - DE Bill Stanfill	1983 - QB Dan Marino
1970 - S Jake Scott	1984 - LB Jay Brophy
1971 - none	1985 - K Fuad Offerdahl
1972 - none	1986 - LB John Offerdahl
1973 - none	1987 - RB Troy Stradford
1974 - WR Nat Moore	1988 - S Jarvis Williams
1975 - LB Steve Towle	1989 - S Louis Oliver
1976 - WR Duriel Harris	1990 - T Richmond Webb
1977 - CB Norris Thomas	1991 - LB Bryan Cox
1978 - CB Gerald Small	1992 - DE Marco Coleman
1979 - K Uwe von Schamann	

OUTSTANDING SPECIAL TEAMS PLAYER (WIOD)

1972 - CB Lloyd Mumford	1983 - CB Robert Sowell
1973 - LB Bruce Bannon	1984 - P Reggie Roby
1974 - FB Don Nottingham	1985 - TE Bruce Hardy
1975 - S Barry Hill	1986 - CB Reyna Thompson
1976 - KR Freddie Solomon	1987 - S Lifort Hobley
1977 - G Ed Newman	1988 - WR/RB Jim Jensen
1978 - CB Charles Cornelius, P George Roberts	1989 - K Pete Stoyanovich
1979 - RB Tony Nathan	1990 - CB Kerry Glenn
1980 - S Don Bessillieu	1991 - P Reggie Roby
1981 - RB Tom Vigorito	1992 - K Pete Stoyanovich
1982 - K Uwe von Schamann	

DOLPHINS HALL OF FAME

LARRY CSONKA



#39

Fullback
Born: 12/25/46
College: Syracuse '68
NFL: 1968-74, 1976-79
Dolphins: 1968-74, 1979
Year Inducted: 1987

Csonka ranks as the Dolphins' all-time leading rusher with 1,506 carries for 6,737 yards (4.5 average) and 53 TDs. A five-time Pro Bowl selection, he put together three consecutive 1,000-yard seasons (1971-73) as Miami advanced to the Super Bowl each year. Csonka shined in those three Super Bowls, averaging 6.3 yards a carry and going over 100 yards rushing in two of them. Originally drafted in the first round out of Syracuse in 1968, he was named the MVP of Super Bowl VIII after carrying 33 times for 145 yards and two touchdowns as the Dolphins steamrolled the Minnesota Vikings, 24-7, for their second straight NFL title. Called a "modern-day Bronko Nagurski" by Dolphin coach Don Shula, "Zonk" also played three seasons with the N.Y. Giants (1976-78) and one year with the Memphis Southmen of the World Football League (1975). His career rushing totals in the NFL, which place him 14th on the league's all-time rushing list, are: 1,891 carries for 8,081 yards (4.3 average) and 64 TDs. He was elected to the Hall of Fame in his second year of eligibility. In 1990, he also was voted the fullback on the Dolphins' Silver Anniversary all-time team and was named as a running back on the Super Bowl Silver Anniversary all-time team. On Nov. 19, 1990, he was enshrined on the Dolphin Honor Roll at Joe Robbie Stadium.

CSONKA'S CAREER STATISTICS


YEAR	TEAM	RUSHING						RECEIVING			
		G-S	ATT.	YDS.	AVG.	LG	TD	NO.	YDS.	LG	TD
1968	Miami	11-11	138	540	3.9	40	6	11	118	65	1
1969	Miami	11-11	131	566	4.3	54t	2	21	183	42	1
1970	Miami	14-14	193	874	4.5	53	6	11	94	54	0
1971	Miami	14-14	195	1051	5.4	28	7	13	113	25	1
1972	Miami	14-14	213	1117	5.2	45	6	5	48	14	0
1973	Miami	14-14	219	1003	4.6	25	5	7	22	9	0
1974	Miami	12-12	197	749	3.8	24	9	7	35	11	0
1975	Memphis*	7-NA	99	421	4.3	-	1	5	54	-	1
1976	N.Y. Giants	12-12	160	569	3.6	13	4	6	39	14	0
1977	N.Y. Giants	14-14	134	464	3.5	15	1	2	20	12	0
1978	N.Y. Giants	14-13	91	311	3.4	12	6	7	73	23	0
1979	Miami	16-16	220	837	3.8	22	12	16	75	18	1
MIAMI TOTALS		106-106	1506	6737	4.5	54t	53	91	688	65	4
N.Y. GIANTS TOTALS		40-39	385	1344	3.5	15	11	15	132	23	0
NFL TOTALS		146-145	1891	8081	4.3	54t	64	106	820	65	4
PLAYOFFS		12-12	225	891	4.0	49	9	4	26	16	1

* stats with WFL Memphis not included in career totals



464

BOB GRIESE



#12

Quarterback
Born: 2/3/45
College: Purdue '67
NFL: 1967-80
Dolphins: 1967-80
Year Inducted: 1990

He was unquestionably the "thinking man's quarterback." Bob Griese, renowned for his poised leadership and ingenious play-calling, sustained the Dolphin offense with a flair for winning from 1967-80.

The bespectacled quarterback became the 14th passer in the NFL's exclusive 25,000-yard club in 1980. On the same day he reached that milestone, he suffered a shoulder injury which ultimately forced his retirement on June 25, 1981. His No. 12 jersey became the first to be retired May 6, 1982, in ceremonies at the Dolphins' annual awards banquet. In 1990, he was also voted the quarterback on the Dolphins' Silver Anniversary all-time team, and on Nov. 19, 1990, he was enshrined on the Dolphin Honor Roll at Joe Robbie Stadium.

He had a .698 winning percentage (91-39-1) under Coach Don Shula. "Cornerstone of the franchise," Dolphin founder Joe Robbie called him. He was a consensus All-Pro quarterback in 1971 and 1977, made six appearances in the Pro Bowl and was voted the team's Most Valuable Player six times by South Florida media.

Since becoming eligible for induction into the Hall of Fame in 1985, Griese was named as a finalist all five years before being elected to the Hall of Fame in 1990.

"He's probably the most unselfish guy I've ever been around," Shula said. "He got as much of a thrill calling the right running play for a touchdown as he did connecting on a bomb. That's just his makeup."


GRIESE'S CAREER STATISTICS

YEAR	TEAM	G-S	ATT.	COMP.	YDS.	PCT.	TD	INT.	LG	TKLD.
1968	Miami	13-13	355	186	2473	52.4	21	16	50t	43/372
1969	Miami	9-9	252	121	1695	48.0	10	16	53t	33/289
1970	Miami	14-14	245	142	2019	58.0	12	17	54t	31/282
1971	Miami	14-13	263	145	2089	55.1	19	9	86t	23/248
1972	Miami	6-5	97	53	638	54.6	4	4	39	7/45
1973	Miami	13-13	218	116	1422	53.2	17	8	46	11/75
1974	Miami	13-13	253	152	1968	60.1	16	15	54	27/202
1975	Miami	10-10	191	118	1693	61.8	14	13	79t	16/31
1976	Miami	13-13	272	162	2097	59.6	11	12	47t	30/266
1977	Miami	14-14	307	180	2252	58.6	22	13	73t	36/303
1978	Miami	11-9	235	148	1791	63.0	11	11	63t	18/165
1979	Miami	14-12	310	176	2160	56.8	14	16	51	26/223
1980	Miami	5-3	100	61	790	61.0	6	4	54	9/89
TOTALS		161-152	3429	1926	25092	56.2	192	172	86t	335/2930
PLAYOFFS		12-11	208	112	1467	53.8	10	12	75t	15/152



465

JIM LANGER



Center #62
Born: 5/16/48
College: South Dakota St.
'70
NFL: 1970-81
Dolphins: 1970-79
Year Inducted: 1987

Langer was the anchor of the Miami offensive line during the Dolphins' championship years of the 1970s. Coming out of South Dakota State in 1970, he was signed as a free agent by Cleveland but was released on the final cut. Langer was picked up on waivers by the Dolphins and, after spending most of the year on the taxi squad, played in the final five games of 1970, mainly on special teams. After serving as a backup at center the following season, in 1972 he won the starting job, which he would hold until sidelined with a knee injury in 1979. A consensus All-Pro from 1973-77, Langer was a six-time Pro Bowl selection (five times as a starter). He played in a club-high 128 straight games during his career and also had a team-record 109 consecutive starts. Voted the team's Most Valuable Player by South Florida media in 1975, Langer also holds the distinction of having played every offensive down in the Dolphins' perfect 1972 season. Wanting to spend the final years of his career near his Royalton, Minn., home, at his own request Langer was traded to the Minnesota Vikings in 1980, where he played for two seasons (1980-81). He was elected to the Hall of Fame in his first year of eligibility. In addition, on Nov. 19, 1990, he was enshrined on the Dolphin Honor Roll at Joe Robbie Stadium.

LARRY LITTLE



Guard #66
Born: 11/2/45
College: Bethune-
Cookman '67
NFL: 1967-80
Dolphins: 1969-80
Year Inducted: 1993

A rumbling giant in the Dolphin trenches for 12 seasons, Larry Little's very presence in leading a sweep was an intimidating force in a Miami running attack which led the NFL during the 1970s at 2,372 yards per season. Coming out of Bethune-Cookman in 1967, Little entered the NFL as an undrafted free agent with the San Diego Chargers for a \$750 bonus. He was traded to the Dolphins on July 2, 1969, in exchange for Miami cornerback Mack Lamb, a former high school teammate. After having started just four games during his two seasons with the Chargers, Little emerged with the Dolphins and played in 158 regular season games with 152 starting assignments. He also started 12 playoff games for Miami and was a key ingredient of the Dolphins' back-to-back Super Bowl championship teams of

1972 and '73. Little earned All-Pro honors six times (1971-75 and 1977) and was a Pro Bowl selection on four occasions (1971-74). He was the first player in league history to be named as AFC Offensive Lineman of the Year three straight seasons (1970-72) by the NFL Players' Association. Little, who anchored the offensive line which helped set a then-NFL record with 2,960 rushing yards during the Dolphins' "perfect season" in 1972, was named by the National 1,000-Yard Club as the league's Outstanding Blocker for the '72 campaign. A native Floridian, Little was the first Dolphin player inducted into the Florida Sports Hall of Fame on March 6, 1978. In 1990, he was voted as a guard on the Dolphins' Silver Anniversary all-time team. Little was elected into the Hall of Fame in his eighth year of eligibility after having been a finalist on three occasions.

PAUL WARFIELD



Wide Receiver #42
Born: 11/28/42
College: Ohio State '64
NFL: 1964-74, 1976-77
Dolphins: 1970-74
Year Inducted: 1983


Warfield sandwiched two stints with the Cleveland Browns around a five-year career with the Dolphins. After spending his first six seasons in the NFL with the Browns (1964-69), Warfield was acquired by Miami in January of 1970 in exchange for a first-round pick in the upcoming draft. In his five seasons with the Dolphins, Warfield had 156 receptions for 3,355 yards (21.5 average) and 33 TDs - good enough to place him eleventh on the team's all-time receiving list. A member of both the '72 and '73 Super Bowl championship teams, he was selected to play in the Pro Bowl all five years he was with the Dolphins (once as a starter), in addition to being named to the AFC squad twice with the Browns. Warfield, the only Dolphin in the team's history to score four touchdowns in one game, also played one season with the Memphis Southmen of the World Football League (1975) before finishing his career with Cleveland (1976-77). His career receiving totals in the NFL are: 427 receptions for 8,565 yards (20.1 average) and 85 TDs, and his 85 touchdown catches is tied for the fifth highest career total in NFL history. He was elected to the Hall of Fame in his first year of eligibility. In 1990, he also was voted as a wide receiver on the Dolphins' Silver Anniversary all-time team, and on Nov. 19, 1990, he was enshrined on the Dolphin Honor Roll at Joe Robbie Stadium.

WARFIELD'S CAREER STATISTICS

YEAR	TEAM	G-S	NO.	YDS.	AVG.	LG	TD
1964	Cleveland	14-NA	52	920	17.7	62t	9
1965	Cleveland	1-NA	3	30	10.0	13	0
1966	Cleveland	14-NA	36	741	20.6	51	5
1967	Cleveland	14-NA	32	702	21.9	49t	8
1968	Cleveland	14-NA	50	1067	21.3	65t	12
1969	Cleveland	11-NA	42	886	21.1	82t	10
1970	Miami	14-14	28	703	25.1	54	6
1971	Miami	12-11	43	996	23.2	86t	11
1972	Miami	14-14	29	606	20.9	47	3
1973	Miami	14-14	29	514	17.7	45	11
1974	Miami	14-14	27	536	19.9	54	2
1975	Memphis*	10-NA	25	422	16.9	44t	3
1976	Cleveland	14-14	38	613	16.1	37t	6
1977	Cleveland	14-9	18	251	13.9	52t	2
MIAMI TOTALS		68-67	156	3355	21.5	86t	33
CLEVELAND TOTALS		96-NA	271	5210	19.2	82t	52
NFL TOTALS		164-NA	427	8565	20.1	86t	85
MIAMI PLAYOFFS		11-11	34	717	21.1	75t	4
CLEVELAND PLAYOFFS		7-7	24	404	16.8	56	1
PLAYOFF TOTALS		18-18	58	1121	19.3	75t	5

*stats with WFL Memphis not included in career totals

RETIRED JERSEY #12



Bob Griese's No. 12 jersey became the first Dolphin number to be retired on May 6, 1982, in ceremonies at the Dolphins' annual awards banquet. Heading into the 1992 season, his No. 12 is the only Dolphin number to be honored in that fashion.

No other player in the history of the Dolphins, either before or after Griese, wore No. 12 in regular season play.

Griese was further recognized when he was elected to the Pro Football Hall of Fame in 1990.



468

ALL-TIME ROSTER

(1966-93)

HEAD COACHES

Shula, Don	John Carroll	1970-93
Wilson, George	Northwestern	1966-69

ASSISTANT COACHES

Arnsperger, Bill	Miami (Ohio)	1970-73, 1976-83
Bingaman, Les	Illinois	1966-69
Clark, Monte	Southern California	1970-75
Costello, Vince	Ohio University	1974
Crosby, Steve	Fort Hays State	1979-82
Doll, Don	Southern California	1975-76
English, Wally	Louisville	1982
Greene, Joe	North Texas State	1992-93
Hefferle, Ernie	Duquesne	1966-69
Henning, Dan	William & Mary	1979-80
Hill, George	Denison	1989-93
Idzik, John	Maryland	1966-69
Keane, Tom	West Virginia	1966-85
Matheson, Bob	Duke	1983-86
McGeorge, Rich	Elon	1993
McPeak, Bill	Pittsburgh	1973-74
Nathan, Tony	Alabama	1990-93
Olivadotti, Tom	Upsala	1987-93
Pelligini, Bob	Maryland	1966-67
Phillips, Mel	North Carolina A&T	1985-93
Sandusky, John	Villanova	1976-93
Scarry, Mike	Waynesburg	1970-85
Schnelker, Bob	Bowling Green	1974
Schnellenberger, Howard	Kentucky	1970-72, 1975-78
Seiple, Larry	Kentucky	1988-93
Sekanovich, Dan	Tennessee	1986-91
Shula, David	Dartmouth	1982-88
Shula, Mike	Alabama	1991-92
Stephenson, Dwight	Alabama	1992
Stevens, Gary	John Carroll	1989-93
Studley, Chuck	Illinois	1984-88
Taseff, Carl	John Carroll	1970-93
Wade, Junior	South Carolina State	1983-93
Walston, Bobby	Georgia	1966-67
Westhoff, Mike	Wichita State	1986-93

PLAYERS ON ACTIVE ROSTER

- A -

Adams, Stefan	S	East Carolina	1990
Ahrens, Dave	LB	Wisconsin	1989
Alexander, Bruce	CB	Stephen F. Austin	1992
Alexander, John	DE	Rutgers	1977-78
Allen, Jeff	CB	California-Davis	1980
Anderson, Dick	S	Colorado	1968-77
Anderson, Terry	WR	Bethune-Cookman	1977-78
Andrews, John	DE	Morgan State	1975-76
Auer, Joe	RB	Georgia Tech	1966-67

- B -

Babb, Charlie	S	Memphis State	1972-79
Bachman, Ted	CB	New Mexico State	1976
Bailey, Clarence	FB	Hampton Institute	1987
Bailey, Elmer	WR	Minnesota	1980-81
Baker, Mel	WR	Texas Southern	1974
Ball, Larry	LB	Louisville	1972-74, 1977-78
Banks, Fred	WR	Liberty	1987-92
Bannon, Bruce	LB	Penn State	1973-74
Barber, Rudy	LB	Bethune-Cookman	1968
Barisich, Carl	DT	Princeton	1977-80

469

Barnes, Rodrigo	LB	Rice	1975
Barnett, Bill	DT	Nebraska	1980-85
Baty, Greg	TE	Stanford	1990-92
Baumann, Charlie	K	West Virginia	1991
Baumhower, Bob	DT	Alabama	1977-86
Bealles, Bill	T	Northern Iowa	1987
Beaudoin, Doug	S	Minnesota	1980
Beecher, Willie	K	Utah State	1987-88
Beier, Tom	S	Miami (Fla.)	1967, 1969
Benjamin, Guy	QB	Stanford	1978-79
Bennett, Charles	DE	Southwestern Louisiana	1987
Bennett, Woody	FB	Miami (Fla.)	1980-88
Benson, Charles	DE	Baylor	1983-84
Berger, Ron	DE	Wayne State	1973
Bessilleu, Don	S	Georgia Tech	1979-81
Bettors, Doug	DE	Nevada-Reno	1978-87
Bishop, Richard	DE	Louisville	1982
Blackwood, Glenn	S	Texas	1979-87
Blackwood, Lyle	S	Texas Christian	1981-86
Bokamper, Kim	LB/DE	San Jose State	1977-85
Bolcar, Ned	LB	Notre Dame	1991-92
Bosa, John	DE	Boston College	1987-89
Bosarge, Wade	S	Tulsa	1977
Boutwell, Tom	QB	Southern Mississippi	1969
Bowser, Charles	LB	Duke	1982-85
Boynton, John	T	Tennessee	1969
Brags, Stephen	CB	Texas	1992
Bramlett, John	LB	Memphis State	1967-68
Branch, Mel	DE	Louisiana State	1966-68
Braxton, Jim	FB	West Virginia	1978
Briscoe, Marlin	WR	Omaha	1972-74
Brophy, Jay	LB	Miami (Fla.)	1984-86
Brown, Andre	WR	Miami (Fla.)	1989-90
Brown, Bud	S	Southern Mississippi	1984-88
Brown, Dean	S	Fort Valley State	1970
Brown, Donald	CB	Maryland	1986
Brown, J.B.	CB	Maryland	1989-92
Brown, Mark	LB	Purdue	1983-88
Brown, Tom	FB	Pittsburgh	1987-89
Brudzinski, Bob	LB	Ohio State	1981-89
Bruggers, Bob	LB	Minnesota	1966-68
Bulaich, Norm	FB	Texas Christian	1975-79
Buoniconti, Nick	WR	Notre Dame	1969-76
Burgess, Fernanza	WR	Morris Brown	1984
Burgess, Marvell	S	Henderson State	1987

- C -

Canale, Whit	DE	Tennessee	1966
Carlton, Darryl	T	Tampa	1975-76
Carpenter, Preston	TE	Arkansas	1966
Carter, Joe	RB	Alabama	1984-86
Casares, Rick	RB	Florida	1966
Caterbone, Mike	WR	Franklin and Marshall	1987
Cefalo, Jimmy	WR	Penn State	1978-84
Cesare, Billy	S	Miami (Fla.)	1980
Chambers, Rusty	LB	Tulane	1976-80
Charles, Mike	DT	Syracuse	1983-86
Chavez, Laz	LB	Iona	1987
Chavis, Eddie	WR	Montclair State	1987
Cheek, Louis	T	Texas A&M	1988-89
Chesley, John	TE	Oklahoma State	1984
Chesser, George	RB	Delta State	1966-67
Ciancy, Jack	WR	Michigan	1967-69
Ciancy, Sean	LB	Amherst	1978
Clark, Greg	LB	Arizona State	1989
Clark, Robert	WR	North Carolina Central	1992
Clark, Steve	G	Utah	1982-85
Clayton, Mark	WR	Louisville	1983-92
Cleveland, Greg	T	Florida	1987
Cline, Jackie	DT	Alabama	1987-89
Cole, Terry	RB	Indiana	1971
Coleman, Marco	DE	Georgia Tech	1992
Collins, Roosevelt	LB	Texas Christian	1992
Collins, Tony	RB	East Carolina	1990
Colzie, Neal	S	Ohio State	1979
Conlin, Chris	G/C	Penn State	1987

Cooke, Ed	DE	Maryland	1966-67
Cooper, Louis	LB	Western Carolina	1991
Cornelius, Charles	CB	Bethune-Cookman	1977-78
Cornish, Frank	DT	Grambling	1970-71
Cowan, Larry	RB	Jackson State	1982
Cox, Arthur	TE	Texas Southern	1991
Cox, Bryan	LB	Western Illinois	1991-92
Cox, Jim	TE	Miami (Fla.)	1968
Craver, Aaron	RB	Fresno State	1991-92
Cribbs, Joe	RB	Auburn	1988
Cronin, Bill	TE	Boston College	1966
Cross, Jeff	DE	Missouri	1988-92
Crowder, Randy	DT	Penn State	1974-76
Crusan, Doug	T	Indiana	1968-74
Csonka, Larry	FB	Syracuse	1968-74, 1979
Current, Mike	T	Ohio State	1967, 1977-79

- D -

Darnall, Bill	WR	North Carolina	1968-69
Davenport, Ron	FB	Louisville	1985-89
Davis, Gary	RB	Cal Poly-SLO	1976-79
Davis, Ted	LB	Georgia Tech	1970
DeMarco, Bob	C	Dayton	1970-71
Del Gaizo, Jim	QB	Tampa	1972, 1975
Dellenbach, Jeff	T/C	Wisconsin	1985-92
Den Herder, Vern	DE	Central College (Iowa)	1971-81
Dennard, Mark	C	Texas A&M	1979-83
Denney, Mike	LB	Southern Mississippi	1976
Dennis, Mark	T	Illinois	1987-92
Diana, Rich	RB	Yale	1982
Dornbrook, Thom	G	Kentucky	1980
Dotson, Al	DT	Grambling	1966
Douglas, Leland	WR	Baylor	1987
Drougas, Tom	T	Oregon	1975-76
Duhe, A.J.	LB/DE	Louisiana State	1977-84
Dunaway, Jim	DT	Mississippi	1972
Duper, Mark	WR	Northwestern State (La.)	1982-92
Dvorak, Rick	DE	Wichita State	1977

- E -

Edmunds, Ferrell	TE	Maryland	1988-92
Edmunds, Randall	LB	Georgia Tech	1968-69
Elia, Bruce	LB	Ohio State	1975
Ellis, Craig	RB	San Diego State	1986
Ellis, Ken	CB	Southern	1976
Emanuel, Frank	LB	Tennessee	1968-69
Erlanson, Tom	LB	Washington State	1966-67
Evans, Norm	T	Texas Christian	1966-75

- F -

Faaola, Nuu	FB	Hawaii	1989
Faison, Earl	DE	Indiana	1966
Farley, Dale	LB	West Virginia	1971
Farmer, George	WR	Southern	1987
Faulkner, Jeff	DE	Southern	1990
Feldman, Todd	WR	Kent State	1987
Fernandez, Manny	DE	Utah	1968-75
Fleming, Marv	TE	Utah	1970-74
Foley, Tim	CB/S	Purdue	1970-80
Foster, Jerome	DT	Ohio State	1989
Foster, Roy	G	Southern California	1982-90
Fowler, Charlie	G	Houston	1967-68
Fowlkes, Dennis	LB	West Virginia	1987
Franklin, Andra	FB	Nebraska	1981-84
Franklin, Tony	K	Texas A&M	1988
Frye, David	LB	Purdue	1986-89
Fultz, Mike	DT	Nebraska	1981
Funchess, Tom	T	Jackson State	1974
Furjanic, Tony	LB	Notre Dame	1988

- G -

Gaines, Chris	LB	Vanderbilt	1988
Galbreath, Harry	G	Tennessee	1988-92

Gardner, Donnie	DE	Kentucky	
Giaquinto, Nick	RB	Connecticut	1991
Gibson, Ernest	CB	Furman	1980-81
Giesler, Jon	T	Michigan	1989
Gilchrist, Cookie	RB	None	1979-88
Gilmore, Jim	G	Ohio State	1966
Ginn, Hubert	RB	Florida A&M	1987
Glenn, Kerry	CB	Minnesota	1970-75
Goar, Guy	C	Colorado State	1990-92
Goode, Irv	C/G	Kentucky	1987
Goode, Kerry	RB	Alabama	1973-74
Goode, Tom	C	Mississippi State	1989
Gordon, Larry	LB	Arizona State	1966-69
Gore, Stacy	P	Arkansas State	1976-82
Grady, Garry	S	Eastern Michigan	1987
Graf, Rick	LB	Wisconsin	1969
Grant, African	S	Illinois	1987-90
Green, Chris	CB	Illinois	1990
Green, Cleveland	T	Southern	1991-92
Green, Hugh	LB	Pittsburgh	1979-86
Griese, Bob	QB	Purdue	1985-91
Griggs, David	LB	Virginia	1967-80
Grimsley, John	LB	Kentucky	1989-92
Groth, Jeff	WR	Bowling Green	1991-92
Gruber, Bob	T	Pittsburgh	1979
			1987

- H -

Hammond, Kim	QB	Florida State	
Hampton, Lorenzo	RB	Florida	1968
Harden, Bobby	S	Miami (Fla.)	1985-89
Hardy, Bruce	TE	Arizona State	1990-92
Harper, Jack	RB	Florida	1978-89
Harris, Durief	WR	New Mexico State	1967-68
Harris, Leroy	FB	Arkansas State	1976-83, 1985
Hayes, Jeff	P	North Carolina	1977-78
Haynes, Abner	RB	North Texas State	1987
Heath, Clayton	RB	Wake Forest	1967
Heflin, Vince	WR	Central State (Ohio)	1976
Heinz, Bob	DT	Pacific	1982-85
Hendel, Andy	LB	North Carolina State	1969-77
Henry, Charles	TE	Miami (Fla.)	1986
Hester, Ron	LB	Florida State	1991
Higgins, Jim	G	Xavier	1982-84
Higgs, Mark	RB	Kentucky	1966
Hill, Barry	S	Iowa State	1990-92
Hill, Eddie	RB	Memphis State	1975-76
Hill, Ike	WR	Catawba	1981-84
Hill, Nate	DE	Auburn	1976
Hill, Randal	WR	Miami (Fla.)	1988
Hines, Jimmy	WR	Texas Southern	1991
Hobley, Liffort	S	Louisiana State	1969
Hollier, Dwight	LB	North Carolina	1987-92
Holmes, John	DE	Florida A&M	1992
Holmes, Mike	WR	Texas Southern	1966
Hooper, Trell	CB	Memphis State	1976
Hopkins, Jerry	LB	Texas A&M	1987
Howell, Mike	S	Grambling	1967-68
Howell, Steve	FB	Baylor	1972
Huddleston, Jim	G	Virginia	1979-81
Hudock, Mike	C	Miami (Fla.)	1987
Humphrey, Bobby	RB	Alabama	1966
Hunter, Billy	RB	Syracuse	1992
Hunter, Jeff	DE	Albany (Ga.) State	1966
			1992

- I -

Iaquaniello, Mike	S	Michigan State	
Irvin, Mark	S	Bethune-Cookman	1991
Isom, Rickey	FB	North Carolina State	1987
			1987

- J -

Jackson, Frank	WR	Southern Methodist	
Jackson, Keith	TE	Oklahoma	1966-67
Jackson, Vestee	CB	Washington	1992
Jacobs, Ray	DT	Howard Payne	1991-92
			1967-68

Jacobson, Steve	DE	Abilene-Christian	1987
Jaquess, Pete	S	Eastern New Mexico	1966-67
Jarostchuk, Iliia	LB	New Hampshire	1988
Jaworski, Ron	QB	Youngstown State	1987-88
Jenkins, Al	T	Tulsa	1972
Jenkins, Ed	RB	Holy Cross	1972
Jensen, Jim	QB/WR/RB	Boston University	1981-92
Joe, Billy	RB	Villanova	1966
Johnson, Curtis	CB	Toledo	1970-78
Johnson, Dan	TE	Iowa State	1983-87
Johnson, Demetrious	S	Missouri	1987
Johnson, Greg	G	Oklahoma	1988
Johnson, Pete	FB	Ohio State	1984
Jones, Ray	CB	Southern	1971
Joswick, Bob	DE	Tulsa	1968-69
Judie, Ed	LB	Northern Arizona	1984
Judson, William	CB	South Carolina State	1982-89
Junior, E.J.	LB	Alabama	1989-91

- K -

Keating, Bill	DT	Michigan	1967
Kehoe, Scott	T	Illinois	1987
Keyes, Jimmy	LB/K	Mississippi	1968-69
Kiick, Jim	RB	Wyoming	1968-74
Kinchen, Brian	TE	Louisiana State	1988-90
Kindig, Howard	G/C	Cal State-Los Angeles	1972-73
Klingbeil, Chuck	NT	Northwestern Michigan	1991-92
Koch, Greg	T	Arkansas	1986-87
Kocourek, Dave	TE	Wisconsin	1966
Kolen, Mike	LB	Auburn	1970-77
Kolic, Larry	LB	Ohio State	1986-88
Konecny, Mark	RB	Alma	1987
Kozlowski, Mike	S	Colorado	1979-86
Krauss, Barry	LB	Alabama	1989
Kremsner, Karl	K	Tennessee	1969-70
Kuechenberg, Bob	G	Notre Dame	1970-84
Kumerow, Eric	DE	Ohio State	1988-90

- L -

Laakso, Eric	T	Tulane	1978-84
Lamb, Mack	CB	Tennessee State	1967-68
Lambrecht, Mike	DT	St. Cloud State	1987-89
Land, Mel	LB	Michigan State	1979
Landry, Ron	FB	McNeese State	1984
Langer, Jim	C	South Dakota State	1970-79
Lankford, Paul	CB	Penn State	1982-91
Lawless, Burton	G	Florida	1981
Lee, Larry	G/C	UCLA	1985-86
Lee, Ronnie	T/TE	Baylor	1979-82, 1984-89
Lee, Shawn	NT	North Alabama	1990-91
Leigh, Charles	RB	None	1971-73
Lewis, David	TE	California	1987
Limbrick, Garrett	FB	Oklahoma State	1990
Little, George	DE	Iowa	1985-87
Little, Larry	G	Bethune Cookman	1969-80
Logan, Marc	FB	Kentucky	1989-91
Lothridge, Billy	P	Georgia Tech	1972
Lubischer, Steve	LB	Boston College	1987
Lusteg, Booth	K	Connecticut	1967

- M -

Mackey, Kyle	QB	East Texas State	1987
Malone, Benny	RB	Arizona State	1974-78
Malone, Darrell	CB	Jacksonville State	1992
Mandich, Jim	TE	Michigan	1970-77
Marino, Dan	QB	Pittsburgh	1983-92
Mark, Greg	LB	Miami (Fla.)	1990
Marrone, Doug	G/C	Syracuse	1987
Marshall, David	LB	Eastern Michigan	1987
Martin, Tony	WR	Mesa (Colo.)	1990-92
Mass, Wayne	T	Clemson	1971
Matheson, Bob	LB	Duke	1971-79
Matthews, Bo	FB	Colorado	1981
Matthews, Wes	WR	Northeastern State (Okla.)	1966

Mauck, Carl	C	Southern Illinois	1970
McBride, Norm	DE	Utah	1969-70
McCreary, Loaird	TE	Tennessee State	1976-78
McCullers, Dale	LB	Florida State	1969
McDaniel, Wahoo	LB	Oklahoma	1966-68
McFarland, Jim	TE	Nebraska	1975
McGeever, John	S	Auburn	1966
McGruder, Michael	CB	Kent State	1990-91
McKinnon, Dennis	WR	Florida State	1990
McKyer, Tim	CB	Texas Arlington	1990
McNeal, Don	CB	Alabama	1980-89
Mertens, Jim	TE	Fairmont State	1969
Michel, Mike	P/K	Stanford	1977
Miller, Scott	WR	UCLA	1991-92
Milton, Gene	WR	Florida A&M	1968-69
Mingo, Gene	K	None	1966-67
Mira, George	QB	Miami (Fla.)	1971
Mitchell, Melvin	G	Tennessee State	1976-78
Mitchell, Scott	QB	Utah	1990-92
Mitchell, Stan	RB	Tennessee	1966-70
Moore, Dave	TE	Pittsburgh	1992
Moore, Mack	DE	Texas A&M	1985-86
Moore, Maully	DT	Bethune-Cookman	1972-74
Moore, Nat	WR	Florida	1974-86
Moore, Stevon	S	Mississippi	1990
Moore, Wayne	T	Lamar	1970-78
Moreau, Doug	TE	Louisiana State	1966-69
Morrall, Earl	QB	Michigan State	1972-76
Morris, Mercury	RB	West Texas State	1969-75
Morris, Victor	LB	Miami (Fla.)	1987
Moser, Rick	RB	Rhode Island	1980
Moyer, Alex	LB	Northwestern	1985-86
Mumphord, Lloyd	CB	Texas Southern	1969-74

- N -

Nathan, Tony	RB	Alabama	1979-87
Neff, Bob	S	Stephen F. Austin State	1966-68
Neighbors, Billy	G	Alabama	1966-69
Newman, Ed	G	Duke	1973-84
Nicolas, Scott	LB	Miami (Fla.)	1987
Nomina, Tom	DT	Miami (Ohio)	1966-68
Noonan, Karl	WR	Iowa	1966-71
Norton, Rick	QB	Kentucky	1966-69
Nottingham, Don	FB	Kent State	1973-77

- O -

Odom, Cliff	LB	Texas Arlington	1990-92
Offerdahl, John	LB	Western Michigan	1986-92
Oglesby, Alfred	DE/NT	Houston	1990-92
Oliver, Louis	S	Florida	1989-92
Orosz, Tom	P	Ohio State	1981-82
Ortega, Ralph	LB	Florida	1979-80
Oubre, Louis	G	Oklahoma	1987
Ours, Greg	C	Muskingum	1987
Overstreet, David	RB	Oklahoma	1983
Owens, Morris	WR	Arizona State	1975-76

- P -

Paige, Tony	FB	Virginia Tech	1990-92
Palmer, Dick	LB	Kentucky	1970
Park, Earnie	G	MacMurray	1966
Parmalee, Bernie	RB	Ball State	1992
Pearson, Willie	CB	North Carolina A&T	1969
Pesuit, Wally	T	Kentucky	1977-78
Petrella, Bob	S	Tennessee	1966-71
Pidgeon, Tim	LB	Syracuse	1987
Plummer, Bruce	CB	Mississippi State	1988
Poole, Ken	DT	Northeast Louisiana	1981-82
Potter, Steve	LB	Virginia	1981-82
Powell, Alvin	G	Winston-Salem State	1989
Powell, Jesse	LB	West Texas State	1969-73
Price, Sam	RB	Illinois	1966-68
Prokop, Joe	P	Cal Poly-Pomona	1992
Fruitt, James	WR	Cal State-Fullerton	1986-88, 1990-91

Pryor, Barry	RB	Boston University	1969-70
Pyburn, Jack	T	Texas A&M	1966-68

- R -

Raglin, Floyd	CB	Southern	1987
Randle, Tate	S	Texas Tech	1987
Rather, Bo	RB	Michigan	1973, 1978
Ray, Ricky	CB	Norfolk State	1981-82
Readon, Ike	DT	Hampton Institute	1987
Reaves, Willard	RB	Northern Arizona	1989
Reese, Don	DT	Jackson State	1974-76
Reichenbach, Mike	LB	East Stroudsburg	1990-91
Reilly, Dameron	WR	Rhode Island	1987
Revez, Fuad	K	Tennessee	1985-88
Rhone, Earnie	LB	Henderson State	1975-84
Rice, Ken	G	Auburn	1966-67
Richardson, Jeff	T	Michigan State	1969
Richardson, John	DT	UCLA	1967-71
Richardson, Willie	WR	Jackson State	1970
Riley, Jim	DE	Oklahoma	1967-71
Roberson, Bo	WR	Cornell	1966
Roberson, Vern	S	Grambling	1977
Roberts, Archie	QB	Columbia	1967
Roberts, George	P	Virginia Tech	1978-80
Roberts, Guy	LB	Maryland	1977
Robinson, Fred	LB	Miami (Fla.)	1986
Robiskie, Terry	FB	Louisiana State	1980-81
Roby, Reggie	P	Iowa	1983-92
Roderick, John	WR	Southern Methodist	1966-67
Rose, Donovan	S	Hampton Institute	1986-87
Rose, Joe	TE	California	1980-85
Roth, Pete	FB	Northern Illinois	1987
Rudolph, Jack	LB	Georgia Tech	1966

- S -

Salter, Bryant	S	Pittsburgh	1976
Sampleton, Lawrence	TE	Texas	1987
Sander, Mark	LB	Louisville	1992
Saxon, James	RB	San Jose State	1992
Schamel, Duke	LB	South Dakota	1987
Schwedes, Scott	WR	Syracuse	1987-90
Scott, Jake	S	Georgia	1970-75
Scott, Ronald	RB	Southern	1987
Scott, Stanley	DE	Florida State	1987
Secules, Scott	QB	Virginia	1989-92
Seiple, Larry	P/RB/TE	Kentucky	1967-77
Selfridge, Andy	LB	Virginia	1976
Sellers, Ron	WR	Florida State	1973
Sendlein, Robin	LB	Texas	1985
Shipp, Jackie	LB	Oklahoma	1984-88
Shiver, Sanders	LB	Carson-Newman	1984
Shull, Steve	LB	William & Mary	1980-83
Siler, Rich	TE	Texas A&M	1987
Simpson, Bob	DE	Colorado	1978
Sims, Keith	G	Iowa State	1990-92
Small, Gerald	CB	San Jose State	1978-83
Smith, Mike	CB	Texas-El Paso	1985-87
Smith, Sammie	RB	Florida State	1989-91
Smith, Tom	RB	Miami (Fla.)	1973
Smith, Willie	TE	Miami (Fla.)	1987
Sochia, Brian	DT	Northwestern Oklahoma State	1986-91
Solomon, Freddie	WR	Tampa	1975-77
Sowell, Robert	CB	Howard	1983-85, 1987
Speyrer, Cotton	WR	Texas	1975
Squirek, Jack	LB	Illinois	1986
Stanfill, Bill	DE	Georgia	1969-76
Stankavage, Scott	QB	North Carolina	1987
Stanley, Walter	WR	Mesa (Colo.)	1991
Stephenson, Dwight	C	Alabama	1980-87
Stofa, John	QB	Buffalo	1966-67, 1969-70
Storr, Greg	LB	Boston College	1987
Stoudt, Cliff	QB	Youngstown State	1989
Stowe, Otto	WR	Iowa State	1971-72
Stoyanovich, Pete	K	Indiana	1989-92
Stradford, Troy	RB	Boston College	1987-90

Strock, Don	QB	Virginia Tech	1974-87
Stuckey, Henry	CB	Missouri	1972-74
Swain, John	CB	Miami (Fla.)	1985, 1987
Swift, Doug	LB	Amherst	1970-75
Swoopes, Pat	DE	Mississippi State	1991

- T -

Tagliaferri, John	RB	Cornell	1987
Tautolo, Terry	LB	UCLA	1983-84
Taylor, Ed	CB	Memphis State	1979-82
Taylor, Johnny	LB	Hawaii	1986
Teal, Jimmy	WR	Texas A&M	1988
Testerman, Don	FB	Clemson	1980
Thomas, Norris	CB	Southern Mississippi	1977-79
Thomas, Rodell	LB	Alabama State	1983-84
Thomas, Rodney	CB	Brigham Young	1988-90
Thompson, Reyna	CB	Baylor	1986-88
Thornton, Jack	LB	Auburn	1966
Tiffin, Van	K	Alabama	1987
Tilley, Emmett	LB	Duke	1983
Tillman, Andre	TE	Texas Tech	1975-78
Toews, Jeff	G	Washington	1979-85
Torczo, LaVerne	DE	Nebraska	1966
Torrey, Bob	FB	Penn State	1979
Toth, Tom	G	Western Michigan	1986-89
Towle, Steve	LB	Kansas	1975-80
Tucker, Gary	RB	Tennessee-Chattanooga	1968
Turner, T.J.	DE	Houston	1986-92
Twilley, Howard	WR	Tulsa	1966-76

- U -

Uhlenhake, Jeff	C	Ohio State	1989-92
Urbanek, Jim	DT	Mississippi	1968

- V -

Vigorito, Tom	RB/WR	Virginia	1981-85
Vincent, Troy	CB	Wisconsin	1992
Volk, Rick	S	Michigan	1977-78
von Schamann, Uwe	K	Oklahoma	1979-84

- W -

Wade, Charley	WR	Tennessee State	1973
Walker, Fulton	CB	West Virginia	1981-84
Walters, Rod	G	Iowa	1980
Wantland, Hal	TE	Tennessee	1966
Ward, Chris	T	Ohio State	1986
Warfield, Paul	WR	Ohio State	1970-74
Warren, Jimmy	CB	Illinois	1966-69
Washington, Dick	CB	Bethune-Cookman	1968
Webb, Richmond	T	Texas A&M	1990-92
Weidner, Bert	G/C	Kent State	1990-92
Weisacosky, Ed	LB	Miami (Fla.)	1968-70
West, Willie	S	Oregon	1966-68
Westmoreland, Dick	CB	North Carolina A&T	1966-69
White, Jeris	CB	Hawaii	1974-76
Wickert, Tom	T	Washington State	1974
Williams, Delvin	RB	Kansas	1978-80
Williams, Gene	G	Iowa State	1991-92
Williams, Jarvis	S	Florida	1988-92
Williams, Joel	TE	Notre Dame	1987
Williams, Maxie	G/T	Southeastern Louisiana	1966-70
Williams, Mike	WR	Northeastern	1991-92
Wilson, George, Jr.	QB	Xavier	1966
Wilson, Karl	DE	Louisiana State	1990
Wimberly, Derek	DE	Purdue	1987
Windauer, Bill	DT	Iowa	1975
Winfrey, Stan	RB	Arkansas State	1975-77
Wiska, Jeff	G	Michigan State	1987
Wood, Dick	QB	Auburn	1966
Woodley, David	QB	Louisiana State	1980-83
Woods, Larry	DT	Tennessee State	1973
Woodson, Fred	G	Florida A&M	1967-69

- Y -

Yepremian, Garo	K	None	1970-78
Young, Steve	T	Colorado	1977
Young, Willie	T	Alcorn A&M	1973

- Z -

Zawatson, Dave	T	California	1991
Zecher, Rich	DT	Utah State	1966-67

Boldface indicates active player or coach.

WHERE THEY'VE COME FROM

(Colleges and Universities which have produced Dolphin players)

Abilene-Christian 1, Alabama 12, Alabama State 1, Albany (Ga.) State 1, Alcorn A&M 1, Alma 1, Amherst 2, Arizona State 5, Arkansas 2, Arkansas State 3, Auburn 7, Ball State 1, Baylor 5, Bethune-Cookman 7, Boston College 5, Boston University 2, Bowling Green 1, Brigham Young 1, Buffalo 1, California 3, California-Davis 1, Cal Poly-Pomona 1, Cal Poly-SLO 1, Cal State-Fullerton 1, Cal State-Los Angeles 1, Carson-Newman 1, Catawba 1, Central College (Iowa) 1, Central State (Ohio) 1, Colorado 5, Colorado State 1, Columbia 1, Connecticut 2, Cornell 2, Dayton 1, Delta State 1, Duke 5, East Carolina 2, Eastern Michigan 2, Eastern New Mexico 1, East Stroudsburg 1, East Texas State 1, Fairmont State 1, Florida 9, Florida A&M 4, Florida State 6, Ft. Valley State 1, Franklin and Marshall 1, Furman 1, Georgia 2, Georgia Tech 7, Grambling 4, Hampton Institute 3, Hawaii 3, Henderson State 2, Holy Cross 1, Houston 3, Howard 1, Howard Payne 1, Illinois 7, Indiana 4, Iona 1, Iowa 5, Iowa State 5, Jackson State 4, Jacksonville State 1, Kansas 2, Kent State 4, Kentucky 10, Lamar 1, Liberty 1, Louisiana State 8, Louisville 5, MacMurray 1, Maryland 5, Memphis State 5, Mesa (Colo.) 2, Miami (Fla.) 19, Miami (Ohio) 1, Michigan 6, Michigan State 5, Minnesota 4, Mississippi 4, Mississippi State 3, Missouri 3, Montclair State 1, Morgan State 1, Morris Brown 1, Muskingum 1, Nebraska 5, Nevada-Reno 1, New Hampshire 1, New Mexico State 2, No College 4, Norfolk State 1, North Carolina 4, North Carolina Central 1, North Carolina A&T 2, North Carolina State 2, Northeast Louisiana 1, Northeastern 1, Northeastern State (Okla.) 1, Northern Arizona 2, Northern Illinois 1, Northern Iowa 1, Northern Michigan 1, North Texas State 1, Northwestern 1, Northwestern Oklahoma State 1, Northwestern State (La.) 1, Notre Dame 5, Ohio State 13, Oklahoma 8, Oklahoma State 1, Omaha 1, Oregon 2, Pacific 1, Penn State 6, Pittsburgh 6, Princeton 1, Purdue 5, Rhode Island 2, Rice 1, Rutgers 1, St. Cloud State 1, San Diego State 1, San Jose State 3, South Carolina State 1, South Dakota 1, South Dakota State 1, Southeastern Louisiana 1, Southern 5, Southern California 1, Southern Illinois 1, Southern Methodist 2, Southern Mississippi 4, Southwestern Louisiana 1, Stanford 3, Stephen F. Austin State 2, Syracuse 6, Tampa 3, Tennessee 9, Tennessee-Chattanooga 1, Tennessee State 5, Texas 5, Texas A&M 9, Texas Arlington 2, Texas Christian 4, Texas-El Paso 1, Texas Southern 5, Texas Tech 2, Toledo 1, Tulane 2, Tulsa 4, UCLA 4, Utah 5, Utah State 2, Vanderbilt 1, Villanova 1, Virginia 6, Virginia Tech 3, Wake Forest 1, Washington 2, Washington State 2, Wayne State 1, Western Carolina 1, Western Illinois 1, Western Michigan 2, West Texas State 2, West Virginia 5, Wichita State 1, William & Mary 1, Winston-Salem State 1, Wisconsin 5, Wyoming 1, Xavier 2, Yale 1, Youngstown State 1.

TOP SCHOOLS: 19 - Miami (Fla.); 13 - Ohio State; 12 - Alabama; 10 - Kentucky; 9 - Tennessee, Texas A & M, Florida; 8 - Alabama, Louisiana State, Oklahoma; 7 - Auburn, Bethune-Cookman, Georgia Tech, Illinois; 6 - Florida State, Michigan, Penn State, Pittsburgh, Syracuse, Virginia.

LENGTH OF SERVICE

TOTAL YEARS	NAME AND YEARS PLAYED
15	Bob Kuechenberg 70-84
14	Bob Griese 67-80; Don Strock 74-87
13	Nat Moore 74-86
12	Bruce Hardy 78-89; Jim Jensen 81-92; Larry Little 69-80; Ed Newman 73-84
11	Vern Den Herder 71-81; Mark Duper 82-92; Tim Foley 70-80; Larry Seiple 67-77; Howard Twilley 66-76
10	Dick Anderson 68-77; Bob Baumhower 77-86; Doug Betters 78-87;

Mark Clayton 82-92; Norm Evans 66-75; Jon Giesler 79-88; Jim Langer 70-79; Paul Lankford 82-91; Ronnie Lee 79-82, 84-89; Dan Marino 83-92; Don McNeal 80-89; Earnie Rhone 75-84; Reggie Roby 83-92

9 - Woody Bennett 80-88; Glenn Blackwood 79-87; Kim Bokamper 77-85; Bob Brudzinski 81-89; Roy Foster 82-90; Duriel Harris 76-83, 85; Bob Heinz 69-77; Curtis Johnson 70-78; Bob Matheson 71-79; Wayne Moore 70-78; Tony Nathan 79-87; Garo Yepremian 70-78

8 - Charlie Babb 72-79; Nick Buoniconti 69-76; Larry Csonka 68-74, 79; Jeff Dellenbach 85-92; A.J. Duhe 77-84; Manny Fernandez 68-75; Cleveland Green 79-86; William Judson 82-89; Mike Kolen 70-77; Mike Kozlowski 79-86; Jim Mandich 70-77; Bill Stanfill 69-76; Dwight Stephenson 80-87

7 - Jimmy Cefalo 78-84; Doug Crusan 68-74; Larry Gordon 76-82; Hugh Green 85-91; Jim Kick 68-74; Eric Laakso 78-84; Mercury Morris 69-75; John Offerdahl 86-92; Jeff Toews 79-85; T.J. Turner 86-92

DOLPHINS BY THE NUMBERS

(1966-92)

- 1 - Garo Yepremian (1970-78); Tony Franklin (1988); Willie Beecher (1988)
- 2 - Cookie Gilchrist (1966); *Willie Beecher (1987)
- 3 - Tom Orosz (1981-82); *Stacy Gore (1987); Van Tiffin (1987)
- 4 - George Roberts (1977); Reggie Roby (1983-92)
- 5 - Booth Lusteg (1967); John Stofa (1969-70); Uwe von Schamann (1979-84); Jeff Hayes (1987)
- 6 - NONE
- 7 - Billy Lothridge (1972); Guy Benjamin (1978-79); Fuad Reveiz (1985-88); Charlie Baumann (1991); Joe Prokop (1992)
- 8 - NONE
- 9 - Scott Secules (1989-92)
- 10 - George Wilson, Jr. (1966); George Mira (1971); Don Strock (1974-87); Pete Stoyanovich (1989-92)
- 11 - Rick Norton (1966-69); Jim Del Gaizo (1972, 1975); Jim Jensen (1981-92)
- 12 - Bob Griese (1967-80)
- 13 - Jake Scott (1970-75); Dan Marino (1983-92)
- 14 - *Scott Stankovage (1987)
- 15 - John Stofa (1966-67); Kim Hammond (1968); Karl Kremser (1969-70); Charles Leigh (1971); Earl Morrall (1972-76); *Kyle Mackey (1987)
- 16 - Archie Roberts (1967); Tom Boutwell (1969); David Woodley (1980-83)
- 17 - Mike Michel (1977); Ron Jaworski (1987-88)
- 18 - Dick Wood (1966); Cliff Stoudt (1989)
- 19 - Reyna Thompson (1986); Scott Mitchell (1990-92)
- 20 - Larry Seiple (1967-77); Neal Colzie (1979); David Overstreet (1983); *Rickey Isom (1987); Joe Cribbs (1988); Marc Logan (1989-91)
- 21 - Gene Mingo (1966-67); Jim Kick (1968-74); Rick Volk (1977-78); *Tate Randle (1987); Mark Higgs (1990-92)
- 22 - Willie West (1966-68); Mercury Morris (1969-75); Tony Nathan (1979-87); Kerry Goode (1989); Tim McKyer (1990); James Saxon (1992)
- 23 - Wes Matthews (1966); Charles Leigh (1973-74); Joe Carter (1984-86); Troy Stradford (1987); *Demetrious Johnson (1987); Troy Stradford (1987-90); Troy Vincent (1992)
- 24 - Billy Hunter (1966); Jack Clancy (1967-69); Delvin Williams (1978-80); Reyna Thompson (1986-87); *Floyd Raglin (1987); Reyna Thompson (1987-88); Rodney Thomas (1989-90); Vestee Jackson (1991-92)
- 25 - Dick Westmoreland (1966-69); Tim Foley (1970-80); Mike Smith (1985-87); Louis Oliver (1989-92)
- 26 - Frank Jackson (1966-67); Lloyd Mumphord (1969-74); Duriel Harris (1976); Donovan Rose (1986); Jarvis Williams (1988-92)
- 27 - Gary Tucker (1968); Gary Davis (1976-79); Lorenzo Hampton (1985-89); Stevon Moore (1990)
- 28 - George Chesser (1966); Abner Haynes (1967); Gene Milton (1968-69); Ed Jenkins (1972); Hubert Ginn (1975); Don McNeal (1980-89); Michael McGruder (1990-91)
- 29 - Jack Harper (1967-68); Garry Grady (1969); Tom Smith (1973); John Swain (1985); Liffort Hoblely (1987-92)
- 30 - Sam Price (1966-68); Ron Davenport (1985-89); Bernie Parmalee (1992)
- 31 - George Chesser (1967); Barry Pryor (1969-70); Terry Cole (1971); Norm Bulaich (1975-79); Rick Moser (1980); Eddie Hill (1981-84)

478

- 32 - Joe Auer (1966-67); Hubert Ginn (1970-73); Benny Malone (1974-78); Tom Vigorito (1981-85); Donald Brown (1986); *Pete Roth (1987); Garrett Limbrick (1990); Bruce Alexander (1992)
- 33 - Billy Joe (1966); Hubert Ginn (1974); Stan Winfrey (1975-77); Billy Cesare (1980); Bo Matthews (1981); Rich Diana (1982); Craig Ellis (1986); *Ronald Scott (1987); Sammie Smith (1989-91)
- 34 - Ron Sellers (1973); Jim Braxton (1978); Don Testerman (1980); Woody Bennett (1980-88); Nuu Faaola (1989); Tony Collins (1990); Aaron Craver (1991-92)
- 35 - Rick Casares (1966); Stan Mitchell (1966-70); Clayton Heath (1976); Nick Giaquinto (1980-81); *John Tagliaferri (1987); Kerry Glenn (1990-92)
- 36 - Preston Carpenter (1966); Charles Leigh (1972); Don Nottingham (1973-77); Steve Howell (1979-81); Tom Brown (1987-89); Stephen Braggs (1992)
- 37 - Charley Wade (1973); Andra Franklin (1981-84); Mike Kozlowski (1979-80); J.B. Brown (1989-92)
- 38 - Leroy Harris (1977-78); Bob Torrey (1979); Terry Robiskie (1980-81); Ron Landry (1984); *Clarence Bailey (1987); Bruce Plummer (1988); Willard Reaves (1989)
- 39 - Larry Csonka (1968-74, 1979)
- 40 - Bo Roberson (1966); Dick Anderson (1968-77); Mike Kozlowski (1981-86); *John Swain (1987)
- 41 - Willie Pearson (1969); Norris Thomas (1977-79); Fulton Walker (1981-84); *Mark Konecny (1987); Afrcan Grant (1990)
- 42 - Bill Darnell (1968-69); Paul Warfield (1970-74); Jeris White (1974-76); Vern Roberson (1977); Lyle Blackwood (1981-86); *Robert Sowell (1987); Ernest Gibson (1989); Chris Green (1991-92)
- 43 - Bob Neff (1966-68); Mike Holmes (1976); Jeff Allen (1980); Ricky Ray (1981-82); Larry Cowan (1982); Bud Brown (1984-88)
- 44 - Pete Jacques (1966-67); Dick Washington (1968); Dean Brown (1970); Mike Howell (1972); Barry Hill (1975-76); Charles Cornelius (1977-78); Doug Beaudoin (1980); Paul Lankford (1982-91); Bobby Humphrey (1992)
- 45 - Mack Lamb (1967-68); Curtis Johnson (1970-78); Ed Taylor (1979-82); Robert Sowell (1983-85); *Trell Hooper (1987); Rodney Thomas (1988); Bobby Harden (1990-92)
- 46 - Hal Wantland (1966); Don Bessilleu (1979-81); Pete Johnson (1984); *Mark Irvin (1987); Dave Moore (1992)
- 47 - John McGeeever (1966); Tom Beier (1967, 1969); Ted Bachman (1976); Glenn Blackwood (1979-87); Stefan Adams (1990); Darrell Malone (1992)
- 48 - Bob Patrella (1966-71); Ken Ellis (1968-69); Henry Stuckey (1972-74); Wade Bosarge (1977); Gerald Small (1978-83); Mike Iaquaniello (1991)
- 49 - Jimmy Warren (1966-69); Ray Jones (1971); Charlie Babb (1972-79); William Judson (1982-87); *Marvell Burgess (1987); William Judson (1987-89); Tony Paige (1990-92)
- 50 - Frank Emanuel (1968-69); Dick Palmer (1970); Bruce Elia (1975); Larry Gordon (1976-82); Jackie Shipp (1984-87); *Greg Storr (1987); Jackie Shipp (1987-88); Dave Ahrens (1989); Louis Cooper (1991); Dwight Hollier (1992)
- 51 - Jerry Hopkins (1967-68); Ed Weisacosky (1968-70); Larry Ball (1972-74); Rodrigo Barnes (1975); Andy Selfridge (1976); Rusty Chambers (1976-80); Mark Brown (1983-88); Greg Clark (1989); Bryan Cox (1991-92)
- 52 - Mike Hudock (1966); Jimmy Keyes (1968-69); Mike Dennery (1976); Larry Ball (1977-78); Mel Land (1979); Steve Shull (1981-83); Emmitt Tilley (1983); Terry Tautolo (1983-84); Sanders Shiver (1984); Robin Sendlein (1985); *Dennis Fowlkes (1987); Scott Nicolas (1987); Mike Reichenbach (1990-91); Roosevelt Collins (1992)
- 53 - Tom Erlanson (1966-67); Norm McBride (1969-70); Bob Matheson (1971-79); Rodell Thomas (1981); Ron Hester (1982-84); Jay Brophy (1984-86); Jack Squirek (1986); David Frye (1986-89); Ned Bolcar (1991-92)
- 54 - Wahoo McDaniel (1966-68); Bob Bruggers (1968); Dale McCullers (1969); Ted Davis (1970); Howard Kindig (1972-73); Ralph Ortega (1979-80); Steve Potter (1981-82); Rodell Thomas (1983-84); Alex Moyer (1985-86); Johnny Taylor (1986); *Steve Lubischer (1987); Larry Kolic (1987-88); E.J. Junior (1989-91)
- 55 - Jack Rudolph (1966); Randall Edmunds (1968-69); Irv Goode (1973-74); Earnie Rhone (1975-84); Hugh Green (1985-91)
- 56 - Bob Bruggers (1966-67); Jesse Powell (1969-73); Steve Towle (1975-80); Charles Bowser (1982-85); John Offerdahl (1986-92)
- 57 - John Bramlett (1967-68); Sean Clancy (1978); Mike Kolen (1970-75, 1977); Dwight Stephenson (1980-87); *Scott Nicolas (1987)
- 58 - Tom Goode (1966-69); Dale Farley (1971); Al Jenkins (1972); Bruce Bannon (1973-74); Kim Bokamper (1977-85); Rick Graf (1987); Chris

479

- Gaines (1988); Ilija Jarostchuk (1988); Tony Furjanic (1988); Barry Krauss (1989-90); Mark Sander (1992)
- 59 - Jack Thornton (1966); Doug Swift (1970-75); Guy Roberts (1977); Steve Shull (1979-80); Bob Brudzinski (1981-89); John Gimsley (1991-92)
- 60 - Carl Mauck (1970); Tom Wickert (1974); Don Reese (1976); Melvin Mitchell (1977-78); Jeff Toews (1979-86); *Duke Schamel (1987); Greg Clark (1989); Bert Weidner (1990-92)
- 61 - Earnie Park (1966); Fred Woodson (1967-69); Bob DeMarco (1970-71); Cleveland Green (1979); Thom Dornbrook (1980); Roy Foster (1982-87); *Greg Cleveland (1987); Roy Foster (1987-90); Gene Williams (1991-92)
- 62 - Jim Langer (1971-79); Harry Galbreath (1988-92)
- 63 - Billy Neighbors (1966-69); Mark Dennard (1979-83); Larry Lee (1985); Mark Dennard (1986); *Greg Ours (1987); Jeff Uhlenhake (1989-92)
- 64 - Ed Newman (1973-85)
- 65 - Jim Higgins (1966); Jack Pyburn (1967-68); Maulty Moore (1972-74); Wally Pesuit (1977-78); Jeff Dellenbach (1985-87); *Bill Bealles (1987); Jeff Dellenbach (1987-92)
- 66 - Larry Little (1969-80); Larry Lee (1986); *Jim Gilmore (1987)
- 67 - Bob Kuechenberg (1970-84); Chris Ward (1986); Chris Conlin (1987); *Guy Goar (1987); Pat Swoopes (1991)
- 68 - Melvin Mitchell (1976); Eric Laakso (1978-84); Greg Koch (1986-87); *Louis Oubre (1987); Jim Huddleston (1987)
- 69 - Mike Lambrecht (1987-89); Keith Sims (1990-92)
- 70 - Jim Riley (1967-71); Larry Woods (1973); Tom Funchess (1974); Bill Windauer (1975); John Andrews (1975-76); Bob Simpson (1978); Bill Barnett (1980-85); Brian Sochia (1986-91)
- 71 - Jack Pyburn (1966); Charlie Fowler (1967-68); John Boynton (1969); Frank Cornish (1970-71); Darryl Carlton (1975-76); Mike Current (1977-79); Burton Lawless (1981); Mike Charles (1983-86); *Scott Kehoe (1987); Bob Gruber (1987)
- 72 - Whit Canale (1966); Bill Keating (1967); Rudy Barber (1968); Bob Heinz (1969-74, 1976-77); Mike Fultz (1981); Richard Bishop (1982); Ronnie Lee (1984-87); *Steve Jacobson (1987); Ronnie Lee (1987-89); Norm Evans (1966-75); Bob Baumhower (1977-86); Greg Johnson (1988)
- 74 - John Richardson (1967-71); Randy Crowder (1974-76); Steve Young (1977); Cleveland Green (1980-86); Mark Dennis (1987); *Jeff Wiska (1987); Mark Dennis (1987-92)
- 75 - Ken Rice (1966-67); Manny Fernandez (1968-75); Rick Dvorak (1977); Doug Betters (1978-86); Jeff Faulkner (1990); Dave Zawatson (1991)
- 76 - Tom Nomina (1966-68); Jeff Richardson (1969); Willie Young (1973); Ron Berger (1973); Don Reese (1974-75); Bryant Salter (1976); John Alexander (1977-78); Rod Walters (1980); Mike Fultz (1981); Steve Clark (1982-86); Tom Toth (1986-89)
- 77 - Rich Zecher (1966-67); Doug Crusan (1968-74); A.J. Duhe (1977-84); *Stanley Scott (1987); Louis Cheek (1988-89); Karl Wilson (1990)
- 78 - Maxie Williams (1966-70); Wayne Mass (1971); Jim Dunaway (1972); Tom Drougas (1975-76); Carl Barisch (1977-80); Ken Poole (1981-82); Charles Benson (1983-84); Jerome Foster (1986); *Derek Wimberly (1987); Doug Marrone (1987); Richmond Webb (1990-92)
- 79 - Al Dotson (1966); Mike Current (1967); Jim Urbanek (1968); Wayne Moore (1970-78); Jon Giesler (1979-87); *Ike Readon (1987); Jon Giesler (1987-88); Donnie Gardner (1991); Larry Webster (1992)
- 80 - Ed Cooke (1966-67); Bob Joswick (1968-69); Marv Fleming (1970-74); Jim McFarland (1975); Loaird McCreary (1976-78); Joe Rose (1980-85); *Lawrence Sampleton (1987); Ferrell Edmunds (1988-92)
- 81 - Howard Twilley (1966-76); Ike Hill (1976); Jimmy Cefalo (1978-84); *Mike Caterbone (1987); Scott Schwedes (1987-90); Randal Hill (1991); James Pruitt (1991); Robert Clark (1992)
- 82 - Doug Moreau (1966-69); Otto Stowe (1971-72); Bo Rather (1973); Mel Baker (1974); Cotton Speyrer (1975); Morris Owens (1975-76); Duriel Harris (1977-83); Fernanza Burgess (1984); Duriel Harris (1985); James Pruitt (1986-87); *Todd Feldman (1987); James Pruitt (1987-88); Andre Brown (1989-90); Scott Miller (1991-92)
- 83 - Dave Kocourek (1966); Jim Cox (1968); Vern Den Herder (1972-82); Mark Clayton (1983-87); *Dameon Reilly (1987); Mark Clayton (1987-92)
- 84 - Earl Faison (1966); Ray Jacobs (1967-68); Bill Stanfill (1969-76); Bruce Hardy (1978-87); *Willie Smith (1987); Bruce Hardy (1987-89); Greg Baty (1990-92)
- 85 - John Holmes (1966); Nick Buoniconti (1969-74, 1976); Terry Anderson (1977-78); Bo Rather (1978); Jeff Groth (1979); Mark Duper (1982-87); *Eddie Chavez (1987); Mark Duper (1987-92)
- 86 - Mel Branch (1966-68); Vern Den Herder (1971); Marlin Briscoe (1972-74); Freddie Solomon (1975-77); Ronnie Lee (1979-82); John Chesley (1984); *George Farmer (1987); Fred Banks (1987-90); Dennis

- 87 - McKinnon (1990); Fred Banks (1990-92)
- John Roderick (1966-67); Jim Mertens (1969); Willie Richardson (1970); Andre Tillman (1975-78); Dan Johnson (1983-87); *Rich Siler (1987); *David Lewis (1987); James Pruitt (1990); Charles Henry (1991); Mike Williams (1991-92)
- 88 - LaVerne Torczon (1966); Jim Mandich (1970-77); Elmer Bailey (1980-81); Vince Heflin (1982-85); Brian Kinchen (1988-90); Joel Williams (1987); Arthur Cox (1991); Keith Jackson (1992)
- 89 - Karl Noonan (1966-71); Nat Moore (1974-86); *Leland Douglas (1987); David Lewis (1987); Tony Martin (1990-92)
- 90 - Bill Cronin (1966); Andy Hendel (1986); Eric Kumerow (1988-90); Marco Coleman (1992)
- 91 - Ed Judie (1984); Mack Moore (1985-86); Fred Robinson (1986); *Victor Morris (1987); Jeff Cross (1989-92)
- 92 - *Laz Chavez (1987); Nate Hill (1988); David Griggs (1989-92)
- 93 - *Charles Bennett (1987); Cliff Odom (1990-92)
- 94 - Larry Kolic (1986); *Tim Pidgeon (1987); Greg Mark (1990)
- 95 - T.J. Turner (1986-92)
- 96 - David Marshall (1987); Alfred Oglesby (1990-92)
- 97 - John Bosa (1987-90); Jeff Hunter (1992)
- 98 - Jackie Cline (1987-89); Shawn Lee (1990-91)
- 99 - Jimmy Hines (1969); George Little (1985-87); Rick Graf (1988-90); Chuck Klingbeil (1991-92)

* - replacement player

ALL-TIME DRAFT CHOICES

(Boldface indicates made active roster)

1966 EXPANSION DRAFT

FROM BOSTON	QB Arizona	FROM KANSAS CITY	DT Grambling
Eddie Wilson	G Alabama	Al Dotson	DE Louisiana St.
Billy Neighbors	S Boston College	Mel Branch	WR So Methodist
Ross O'Hanley	LB Georgia Tech	Frank Jackson	LB Arkansas
Jack Rudolph		Ron Caveness	
FROM BUFFALO		FROM NEW YORK JETS	
Billy Joe	FB Villanova	Wahoo McDaniel	LB Oklahoma
Bo Roberson	WR Cornell	Willie West	S Oregon
x-Jim Davdson	T Ohio State	Mike Hucock	C Miami (Fla.)
Howard Simpson	DT Auburn	LaVerne Torczon	DE Nebraska
FROM DENVER		FROM OAKLAND	
John McGeever	S Auburn	Rich Zecher	DT Utah State
Ed Cooke	DE Maryland	Dick Wood	QB Auburn
Tom Erlandson	LB Washington St.	Ken Rice	G Auburn
Tom Nomina	DT Miami (Ohio)	Gene Mingo	K No College
FROM HOUSTON		FROM SAN DIEGO	
Norm Evans	T Texas Christian	Dave Kocourek	TE Wisconsin
Tom Goode	C Miss. State	Earnie Park	G MacMurray
Jack Spikes	FB Texas Christian	Jimmy Warren	CB Illinois
Maxie Williams	T SE Louisiana	Dick Westmoreland	CB N.C. A&T
x-retired			

1966

1a x-Jim Grabowski (1)	RB Illinois	x-Pat Kilborn (83)	C Syracuse
1b Rick Norton (2)	QB Kentucky	11 Sam Price (92)	RB Illinois
2 Frank Emanuel (11)	LB Tennessee	12 Howard Twilley (101)	WR Tulsa
3 x-Larry Gagner (20)	G Florida	13 x-Ken Kramer (110)	TE Minnesota
4 x-Dick Leffridge (29)	RB West Virginia	14 Phil Scoggin (119)	T Texas A&M
5 Grady Bolton (38)	DT Miss. St.	15 Jerry Oliver (128)	P SW Texas
6 x-Ed Weisacosky (47)	LB Miami (Fla.)	16 Don Lorenz (137)	DE Stephen Austin
7 x-Don Hansen (56)	LB Illinois	17 x-Mike Kestner (146)	G Arkansas
8 Bob Petrella (65)	S Tennessee	18 x-Rick Kestner (155)	E Kentucky
9 x-Bill Matan (74)	DE Kansas St.	19 Doug Moreau (164)	TE Louisiana St.
		20 Jon Tooker (173)	CB Adams State

x-signed with National Football League

1966 REDSHIRTED DRAFT

1 John Roderick	WR So. Methodist	7 Don Williams	DE Wofford
2 Harold Fulford	WR Auburn	9 Jon Brittenum	QB Arkansas
3 Jack Clancy	WR Michigan	9 x-Craig Baynham	WR Georgia Tech
4 x-Jim Mankins	RB Florida St.	10 x-Randy Winkler	T Tarleton St.
5 x-Fritz Greenlee	TE Arizona	11 Kai Anderson	C Illinois
6 Bill Darnall	WR North Carolina		

x-signed with National Football League

1967

1 Bob Griese (4) QB Purdue	10 Tom Bejer (241) S Miami (Fla.)
2 Jim Riley (29) DT Oklahoma	11 Jack Pyburn (266) T Texas A&M
3 TO DENVER for Cooke Gilchrist (58) DE Yale	12a y-Stan Juk (294) LB South Carolina
4 TO DENVER for Cooke Gilchrist (110) DE Yale	12b y-Jim Whitaker (295) CB Missouri
5a x-Gary Tucker (129) RB Chattanooga	(from Denver for Jerry Oliver)
5b TO BUFFALO for Jack Spikes RB Chattanooga	13 TO BUFFALO for George Wilson, Jr. (318)
6 Bud Norns (138) TE Washington St.	14 Charlie Sikes (344) CB Kent State
7 Larry Seiple (163) P/RB Kentucky	15 Jake Ferro (372) LB Youngstown
6 TO OAKLAND for Bill Cronin (186) RB Central Ohio	16 Maurice Calhoun (397) RB Central Ohio
9 John Richardson (216) DT UCLA	17 Larry KISSAM (422) T Florida St.

x-taxi squad '67 y-entered medical school

1968

1a Larry Csonka (8) RB Syracuse	8a TO N.Y. JETS for Archie Roberts (200)
1b Doug Crusan (27) T Indiana	Randall Edmonds (217) LB Georgia Tech
(from Cincinnati for John Stofa)	(from Oakland for Dave Kocourek)
2a Jim Keyes (35) LB Mississippi	9a Sam McDowell (226) T SW Missouri
2b Jim Cox (54) TE Miami (Fla.)	y-Tom Paciorek (240) CB Houston
(from Cincinnati for John Stofa)	(from Houston for Billy Anderson)
3a Jim Urbaneck (62) DT Mississippi	10 Joe Minto (253) T Miami (Fla.)
3b Dick Anderson (73) S Colorado	11 Cornelius Cooper (280) DE Prairie View
(from San Diego for John Brittenum)	12 Paul Paxton (307) T Akron
4 TO DENVER for John Bramlett (91)	13 Bob Joswick (334) DE Tulsa
5 Jim Klicik (118) RB Wyoming	14 Ray Blunk (362) TE Xavier
6a Kim Hammond (142) QB Florida St.	15 Ken Corbin (388) LB Miami (Fla.)
(from Denver in 7-man deal)	16 Henry Still (416) DT Bethune-Cookman
6b x-Jimmy Hines (146) WR Texas Southern	17 Bill Nemeth (442) C Arizona
7 x-John Boynton (172) T Tennessee	

x-taxi squad '68 y-pro baseball

1969

1 Bill Stanfill (11) DE Georgia	8 Bruce Weinstein (193) TE Yale
2 Bob Heinz (37) DT Pacific	9 Jesse Powell (219) LB West Texas State
3 Mercury Morris (63) RB West Texas State	10 Jim Mertens (245) TE Fairmont St.
4 Norm McBride (89) LB Utah	11 Mike Berdis (271) DT N. Dakota St.
5a Willie Pearson (115) WR N.C. A&T	12 Dale McCullers (297) LB Florida St.
5b Karl Kremser (128) K Tennessee	13 Amos Ayres (323) S Arkansas AM & N
(from Oakland for John Roderick)	14 Glynn Thompson (349) DT Troy State
6 Ed Tuck (141) G Notre Dame	15 Chick McGeehan (375) WR Tennessee
7a John Egan (167) C Boston College	16 Lloyd Mumphord (401) CB Texas Southern
7b John Kulka (174) G Penn State	17 Tom Kralman (427) DE Xavier
(from San Diego for Tom Erlanson)	

1970

1 TO CLEVELAND for Paul Warfield (3)	10 Dick Nittinger (237) G Tampa
2 Jim Mandich (29) TE Michigan	11 Brownie Wheelless (263) DT Rice
3 Tim Foley (55) CB Purdue	12 Mike Kolen (289) LB Auburn
4 Curtis Johnson (81) CB Toledo	13 Dave Buddington (315) RB Springfield
5 TO NEW ENGLAND in Buonocorti deal (107)	14 Gary Brackett (341) G Holy Cross
Dave Campbell (132) DE Auburn	15 Pat Hausar (367) WR East Tenn.
6 Jake Scott (159) S Georgia	16 Charles Williams (393) G Tennessee St.
8 Narvel Chavers (185) RB Jackson St.	17 George Myles (419) DT Morns Brown
9 Hubert Ginn (211) RB Florida A&M	

1971

1 TO BALTIMORE for Don Shula (22)	10 Ron Maree (255) DT Purdue
2 Otto Stowe (47) WR Iowa State	11 Vic Surma (282) T Penn State
3 Dale Farley (74) LB West Virginia	12 Leroy Byars (307) RB Alcorn A&M
4 x-Joe Theismann (99) QB Notre Dame	13 Lonnie Hepburn (333) CB Texas Southern
5 TO PITTSBURGH for Willie Richardson (126)	14 David Vaughn (359) TE Memphis St.
Dennis Coleman (151) LB Mississippi	15 Bob Richards (385) G California
7 Ron Dickerson (178) CB Kansas St.	16 Chris Myers (410) WR Kenyon
8 TO PITTSBURGH for Bob DeMarco (203)	17 Curt Mark (437) LB Maryville, N.D.
9 Vern Den Herder (230) DE Central Iowa	

x-signed with Canadian Football League

1972

1 x-Mike Kadish (25) DT Notre Dame	8 Craig Curry (207) QB Minnesota
2 TO CLEVELAND for Bob Matheson (51)	9 Greg Johnson (233) CB Wisconsin
3 Gary Kosins (77) RB Dayton	10 TO HOUSTON for Russell Price (259)
4a Larry Ball (91) DE Louisville	11 Ed Jenkins (285) WR Holy Cross
(from San Diego for Carl Mauck)	12 Ashley Ball (311) TE Purdue
4b Al Benton (103) T Ohio Univ.	13 Archy Robinson (337) CB Hillsdale
5 Charlie Babb (129) S Memphis St.	14 Willie Jones (362) LB Tampa
6 y-Ray Nettles (155) LB Tennessee	15 Bill Davis (389) DT Wm. & Mary
7a Bill Adams (161) G Holy Cross	16 Al Hannah (415) WR Wisconsin
(from Derner for John Stofa)	17 Vern Brown (441) S Western Mich.
7b Calvin Harrell (180) RB Arkansas St.	

x-taxi squad '72

y-signed with Canadian Football League

1973

1 TO BUFFALO for Marlin Bnscoe (26)	7d Tom Smith (182) RB Miami (Fla.)
2 x-Chuck Bradley (52) C Oregon	8 Arche Pearmon (206) DE N.E. Oklahoma
3 Leon Gray (78) T Jackson St	9 Karl Lorch (234) DE Southern Cal
4 Bo Rafter (104) WR Michigan	10 Ron Fernandes (260) DE Eastern Mich
5a y-Don Strock (111) QB Virginia Tech	11 Chns Kete (286) G Boston College
(from Buffalo in Frank Cornish deal)	12 Mike Mullen (312) LB Tuaine
5b Dave McCurry (130) CB Iowa State	13 Joe Booker (338) RB Miami (Ohio)
6 Ed Newman (156) G Duke	14 Greg Boyd (364) RB Arizona
7a Kevin Reilly (160) LB Villanova	15 Bill Palmer (389) TE St. Thomas
(from New England for Wayne Mass)	16 James Jackson (416) DE Norfolk St
7b Ben Shephard (163) RB Arkansas Tech	17 Charley Wade (442) WR Tennessee St
(from New England for Bill Griffin)	
7c Willie Hatter (178) WR Northern Ill	
(from Cleveland for Bob DeMarco)	

x-injured reserve '73

y-taxi squad '73

1974

1 Don Reese (26) DE Jackson St	7b Joe Sullivan (182) T Boston College
2a y-Andre Tillman (38) TE Texas Tech	8 Mel Baker (206) WR Texas Southern
(from Green Bay for Jim Del Gazo)	9a Tom Wickert (212) T Washington St
2b Benny Malone (47) RB Arizona St	(from Chicago for Dave McCurry)
(from Dallas in Otto Stowe deal)	9b x-Bob Lally (234) LB Cornell
2c Jeris White (52) CB Hawaii	10 x-Gary Valbuena (260) QB Tennessee
3 Nat Moore (78) WR Florida	11 Gerry Roberts (286) DE UCLA
4 x-Bill Stevenson (104) DT Drake	12 Jim Revels (312) S Florida
5 x-Cleveland Vann (130) LB Oklahoma St.	13 x-Clayton Heath (338) RB Wake Forest
6a Randy Crowder (136) DT Penn State	14 Sam Johnson (364) LB Arizona St.
(from Baltimore in Hubert Ginn deal)	15 Larry Cates (390) CB Western Mich
6b x-Bob Wolfe (156) T Nebraska	16 Jesse Wolf (416) DT Prame View
7a Carl Swierc (164) WR Rice	17 Ken Dickerson (442) CB Tuskegee
(from New Orleans for Jeff White)	

x-signed with World Football League

y-injured reserve '74

1975

1 Darryl Carlton (23) T Tampa	10a Clyde Russell (239) RB Oklahoma
2a Fred Solomon (36) WR Tampa	(from Chicago for Charley Wade)
(from Green Bay for Jim Del Gazo)	10b Joe Jackson (256) TE Penn State
2b Stan Winfrey (49) RB Arkansas St	(from Washington for Howard Kindig)
3 Gerald Hill (75) LB Houston	10c Joe Danelo (257) K Washington St
4 Bruce Elia (100) LB Ohio State	11 John Dilworth (283) CB NW St (La.)
5a Morris Owens (106) WR Arizona St.	12 Joe Yancey (309) T Henderson
(from N.Y. Giants for Henry Stuckey)	13 Leonard Isabel (334) WR Tulsa
5b Barry Hill (127) S Iowa State	14a James Lewis (338) CB Tennessee St.
6a Steve Towle (143) LB Kansas	(from N.Y. Giants for Ed Jenkins)
(from N.Y. Jets for Larry Woods)	14b Jack Graham (361) QB Colorado St
6b TO N.Y. JETS for John Mooring (153)	15 Skip Johns (387) RB Carson-Newman
7 Phillip Kent (179) RB Baylor	16 Vernon Smith (413) C Georgia
8 Barney Crawford (205) DT Harding	17 Dwaine Copeland (439) RB Middle Tenn.
9 James Wilson (231) G Clark	

1976

1a Larry Gordon (17) LB Arizona St.	9 y-Norris Thomas (257) CB Southern Miss
(from Washington for Joe Theismann)	10a Gary Fenck (281) S Yale
1b x-Kim Bokemper (18) LB San Jose St.	(from Washington for Karl Lorch)
2 Laird McCreary (49) TE Tennessee St.	10b Don Testerman (282) RB Clemson
3 Duriel Harris (80) WR New Mexico St.	11 Dexter Pnde (312) RB Minnesota
4a Melvin Mitchell (96) G Tennessee St.	12a Randy Young (338) T Iowa State
(from Detroit for Larry Ball)	12b Darryl Bradford (341) DT Northwestern
(TO PHILADELPHIA for Norm Buach (111)	(from St. Louis for Rodrigo Barnes)
5 TO DETROIT with Larry Ball (145)	13 Bernie Head (366) C Tulsa
6 Gary Davis (174) RB Cal Poly-SLO	14 Bob Gissler (395) LB S. Dakota St.
7a Joe Ingersoll (185) G Nev.-Las Vegas	15 Ron Holmes (423) RB Utah State
(from New Orleans for Mel Baker)	16 Mike Green (450) PWR Ohio Univ.
7b Johnny Owens (200) DE Tennessee St.	17 z-Jeff Grantz (480) QB South Carolina
8 Bob Simpson (230) DT Colorado	

x-injured reserve '76

y-quit camp '76, active roster '77

z-remained at South Carolina as coach

1977

1 A.J. Duhe (13) DE Louisiana St	5b Leroy Harris (123) RB Arkansas St.
2 Bob Baumhower (40) DT Alabama	6 TO N.Y. GIANTS for Andy Selfridge (153)
3a TO HOUSTON for Ken Ellis (70)	7 Bruce Herron (180) LB New Mexico
3b Mike Watson (71) T Miami (Ohio)	8 Horace Perkins (207) CB Colorado
(from Chicago for Bo Rafter)	9 Robert Turner (237) RB Oklahoma St.
4 TO WASHINGTON in Jake Scott deal (97)	10 Mark Carter (264) T Eastern Mich.
5a Mike Michel (113) P/K Stanford	11 John Alexander (291) DE Rutgers
(from Tampa Bay for Ray Nettles' rights)	12 Terry Anderson (321) WR Bethune-Cookman

1978

1 TO SAN FRAN. in Delvin Williams deal (24)	6 Doug Batters (163) DE Nevada-Reno
2 Guy Benjamin (51) QB Stanford	7a Kari Baldschwiler (178) T Oklahoma
3a Lyman Smith (64) DT Duke	(from Cleveland for Paul Warfield)
(from N.Y. Giants for Larry Csonka)	7b Lloyd Henry (190) WR NE Missouri

3b Jimmy Cefalo (81) WR Penn State
 4a Gerald Small (93) CB San Jose St.
 (from Cleveland for Paul Warfield)
 4b Eric Laakso (106) T Tulane
 5a Ted Burgeimer (111) S Notre Dame
 (from Tampa Bay for Jens White)
 5b TO SAN FRAN. in Delvin Williams deal (133)

x-injured reserve '78

1979

1 Jon Giesler (24) T Michigan
 2 Jeff Toews (53) G Washington
 3a Tony Nathan (61) RB Alabama
 (from Tampa Bay for Randy Crowder)
 3b Mel Land (63) LB Michigan St.
 (from N.Y. Giants for Larry Csonka)
 3c Ronnie Lee (65) TE Baylor
 (from New Orleans for Don Reese)
 3d TO ATLANTA for Ralph Ortega (79)
 4 Steve Howell (107) RB Baylor
 5 Don Bassilieu (134) S Georgia Tech
 6 Steve Lindquist (162) G Nebraska

1980

1 Don McNeal (21) CB Alabama
 2 Dwight Stephenson (48)C Alabama
 3 Bill Barnett (75) DE Nebraska
 4 Elmer Bailey (100) WR Minnesota
 5 TO WASHINGTON in Benny Malone deal (132)
 6 Eugene Byrd (158) WR Michigan St.
 7 Jose Rose (186) TE California
 8a Jeff Allen (212) CB Calif.-Davis
 8b David Woodley (214) QB Louisiana St.
 (from Washington for Jim Mandich)

1981

1 x-David Overstreet (13) RB Oklahoma
 2a TO LOS ANGELES in Bob Brudzinski deal (43)
 2b Andra Franklin (56) FB Nebraska
 (from Los Angeles in Bob Brudzinski deal)
 3 TO LOS ANGELES in Bob Brudzinski deal (69)
 4a Sam Greene (84) WR Nev.-Las Vegas
 (from New Orleans for Guy Benjamin)
 4b Brad Wright (96) QB New Mexico
 5a Ken Poole (126) DE NE Louisiana

x-signed with Canadian Football League

y-injured reserve '81

1982

1 Roy Foster (24) G/T Southern Cal
 2 Mark Duper (52) WR NW St. (La.)
 3 Paul Lankford (80) CB Penn State
 4 Charles Bowser (108) LB Duke
 5a Bob Nelson (120) DT Miami (Fla.)
 (from Minnesota in Jim Langer deal)
 5b Rich Diana (136) FB Yale
 6a Thomas Tutson (161) CB S. Carolina St.
 (from San Diego for George Roberts)
 6b Ron Hester (164) LB Florida St.
 7a Dan Johnson (170) TE Iowa State
 (from New Orleans for Guy Benjamin)

1983

1 Dan Marino (27) QB Pittsburgh
 2 Mike Charles (55) DT Syracuse
 3a Charles Benson (76) DE Baylor
 (from Houston in '83 draft trade-up)
 3b TO HOUSTON in '83 draft trade-up (83)
 4 TO L.A. RAMS for Eddie Hill (111)
 5 TO HOUSTON in '83 draft trade-up (139)

x-previously had signed with United States Football League

1984

1a Jackie Shipp (14) LB Oklahoma
 (from Buffalo in '84 draft trade-up)
 1b TO BUFFALO in '84 draft trade-up (26)
 2 Jay Brophy (53) LB Miami (Fla.)
 3a TO BUFFALO in '84 draft trade-up (79)
 (from Pittsburgh in David Woodley deal)
 3b TO BUFFALO in '84 draft trade-up (82)
 4 Joe Carter (109) RB Alabama
 5 Dean May (138) QB Louisville

x-injured reserve '84

484

1984 SUPPLEMENTAL DRAFT

1 Danny Knight (26) WR Mississippi State
 (from N.J. Generals)
 2 Dewey Forte (53) DE Bethune-Cookman
 (from L.A. Express)

1985

1 Lorenzo Hampton (27) RB Florida
 2 TO SAN DIEGO for Pete Johnson (55)
 3a George Little (65) DT Iowa
 (from Philadelphia for Mark Dennard)
 3b Alex Mohler (83) LB Northwestern
 4a Mike Smith (91) CB Texas-El Paso
 (from Cleveland for Dunel Harris)
 4b Jeff Dellenbach (111) T Wisconsin
 5 TO DENVER for Larry Evans (139)

1986

1 TO TAMPA BAY in Hugh Green deal (25)
 2a TO TAMPA BAY in Hugh Green deal (40)
 (from Minnesota in Anthony Carter deal)
 2b John Offerdahl (52) LB Western Michigan
 3 T.J. Turner (81) DT Houston
 4 James Pruitt (107) WR Cal-State Fullerton
 5 Kevin Wyatt (136) CB Arkansas

1987

1a TO MINNESOTA in '87 draft trade-down (14)
 1b John Bosa (16) DE Boston College
 (from Minnesota in '87 draft trade-down)
 2a Rick Graf (43) LB Wisconsin
 2b Scott Schwedes (56) WR Syracuse
 (from N.Y. Giants through St. Louis
 in '87 draft trade-up)
 3 TO ST. LOUIS in '87 draft trade-up (70)
 4 Troy Stratford (99) RB Boston College
 5a TO ST. LOUIS in '87 draft trade-up (126)
 5b TO KANSAS CITY in '87 draft trade-down (128)
 (from Minnesota in '87 draft trade-down)

x-injured reserve '87

1988

1 Eric Kumerow (16) DE Ohio State
 2 Jarvis Williams (42) S Florida
 3 Ferrell Edmunds (73) TE Maryland
 4 Greg Johnson (99) T Oklahoma
 5 Rodney Thomas (126) CB Bingham Young
 6a x-Melvin Bratton (153) FB Miami (Fla.)
 6b George Cooper (156) FB Ohio State
 (from Minnesota for Greg Koch)

x-injured/unsigned '88

1989

1a Sammie Smith (9) RB Florida State
 1b Louis Oliver (25) S Florida
 (from Chicago in '89 draft trade-up)
 2 TO CHICAGO in '89 draft trade-up (36)
 3 TO CHICAGO in '89 draft trade-up (65)
 4 David Holmes (92) CB Syracuse
 5 Jeff Uhlenhake (121) C Ohio State
 6 Wes Pittchett (147) LB Notre Dame

x-injured reserve '89

1990

1 Richmond Webb (9) T Texas A&M
 2 Keith Sims (39) G Iowa State
 3 Alfred Oglesby (66) NT Houston
 4 Scott Mitchell (93) QB Utah
 5a TO DALLAS for Scott Secules (120)
 5b x-Leroy Holt (137) FB Southern Cal
 (from Washington in '90 draft trade-up)

x-injured reserve '90

1991

1 Randal Hill (23) WR Miami (Fla.)
 2 TO SAN FRANCISCO in Tim McKyer deal (45)
 3a Aaron Craver (6c) RB Fresno State
 (from Atlanta in Tim McKyer deal)
 3b TO HOUSTON for John Grimsely (79)
 4 TO WASHINGTON in '90 trade-up (103)

y-physically unable to perform '90

485

5a Bryan Cox (113) LB Western Illinois 11 Ernie Rogers (302) T California
 (from Cleveland in '90 trade-down) 12 Joe Brunson (331) DT Chattanooga
 5b Gene Williams (121) G Iowa State
 (from Green Bay in '91 draft trade-up)

1992

1a Troy Vincent (7) CB Wisconsin	7c Dave Moore (191) TE Pittsburgh (from L.A. Raiders in '92 draft trade-down)
1b Marco Coleman (12) LB Georgia Tech	8 Andre Powell (209) LB Penn State
2 x-Eddie Blake (43) G Auburn	9 Tony Tellington (236) CB Youngstown St
3 Larry Webster (70) DE Maryland	10 Raoul Spears (267) RB Southern Cal
4 Dwight Hollier (97) LB North Carolina	11a Lee Miles (294) WR Baylor
5 Christopher Perez (124) T Kansas	11b Mark Barsotti (296) QB Fresno State (from L.A. Raiders in '92 draft trade-down)
6 Roosevelt Collins (155) LB Texas Christian	12a Milton Biggins (322) TE West. Kentucky
7a TO ATLANTA in '92 draft trade-down (182)	12b Kameno Bell (328) RB Illinois (from Atlanta in '92 draft trade-down)

x - Non Football Injury '92

1993

1 O.J. McDuffie (25) WR Penn State	5 Chns Gray (132) T Auburn
2 TO NEW ENGLAND in Irving Fryar deal (52)	6 Robert O'Neal (164) S Clemson
3 Terry Kirby (78) RB Virginia	7 David Merritt (191) LB N. Carolina St.
4 Ronnie Bradford (105) CB Colorado	8 Dwayne Gordon (218) LB New Hampshire

ALL-TIME DRAFT BY POSITION

POSITION	NO.
Defensive Line.....	69
Offensive Line.....	68
Defensive Back.....	61
Running Back.....	58
Linebacker.....	57
Wide Receiver.....	41
Tight End.....	30
Quarterback.....	22
Kicker.....	6
Punter.....	3

FIRST ROUND BY POSITION

POSITION	TOP NO.	ALL FIRST ROUND
Defensive Line.....	6	6
Running Back.....	5	5
Offensive Line.....	5*	5
Linebacker.....	3*	4
Quarterback.....	3*	3
Wide Receiver.....	3*	2
Defensive Back.....	2	3
Tight End.....	1*	0
Kicker/Punter.....	0	0

*includes one selection in second round



486

DOLPHIN NAME

Mariners, Marauders, Mustangs, Missiles, Moons, Sharks, Suns - none of those other names suggested to the American Football League expansion franchise in 1965 could raise a fin to the runaway winner.

"Dolphins" was submitted by 622 entrants in a contest which attracted 19,843 entries and more than a thousand different names. The dozen finalists were delivered to a seven-member screening committee of local media.

The bottlenose dolphin, an intelligent creature with an irresistible built-in grin, has inspired wonder for centuries. Plutarch observed 1,900 years ago that the dolphin "is the only creature who loves man for his own sake." Every trainer will have a tale of the dolphin's cleverness and ingenuity, and scientists are fascinated by a dolphin's natural equipment which far surpasses the range of Navy sonar equipment.

"The dolphin is one of the fastest and smartest creatures of the sea," Joe Robbie said in announcing the team name on October 8, 1965. "Dolphins can attack and kill a shark or a whale. Sailors say bad luck will come to anyone who harms one of them."

Mrs. Robert Swanson of West Miami won two lifetime passes to Dolphin games with her nickname entry. The tiebreaker was picking the winner and score of the 1965 game between the University of Miami and Notre Dame - it ended in a scoreless tie.

TRADES

1966

1/15 LB Ron Caveness to Houston for rights to QB Billy Anderson (1965 redshirt draftee of Houston)
 7/3 13th round pick in 1967 to Buffalo for QB George Wilson, Jr.
 8/30 RB Jack Spikes to Buffalo for 5th round pick in 1967
 11/10 3rd and 5th round picks in 1967 to Denver for RB Cookie Gilchrist
 DT Jerry Oliver to Denver for 12th round pick in 1967
 8th round pick in 1967 to Oakland for TE Bill Cronin

1967

4/4 T Nick DeFelice to N.Y. Jets for C Mike Hudock
 5/4 TE Bill Cronin to Denver for DT Ray Jacobs
 6/27 DE Earl Faison, RB Cookie Gilchrist, G Earnie Park and QB George Wilson, Jr., to Denver for RB Abner Haynes, LB Jerry Hopkins, DE Danny La Rose and 6th round pick in 1968
 7/25 4th round pick in 1968 to Denver for LB John Bramlett
 9/5 TE Dave Kocourek to Oakland for 8th round pick in 1968
 9/26 8th round pick in 1968 to N.Y. Jets for QB Archie Roberts
 12/3 QB Jon Brittenum to San Diego for 3rd round pick in 1968
 12/27 QB John Stofa to Cincinnati for 1st and 2nd round picks in 1968
 QB Billy Anderson to Houston for 9th round pick in 1968

1968

8/19 LB Tom Erlandson to San Diego for 7th round pick in 1969
 8/21 WR John Roderick to Oakland for 5th round pick in 1969

1969

3/24 LB John Bramlett, QB Kim Hammond and 5th round pick in 1970 to Boston for LB Nick Buoniconti
 7/2 CB Mack Lamb to San Diego for G Larry Little

1970

1/27 1st round pick in 1970 to Cleveland for WR Paul Warfield
 4/13 1st round pick in 1971 to Baltimore as compensation for Head Coach Don Shula
 5/1 CB Dick Westmoreland to Minnesota for G Bookie Bolin
 5/1 S Tom Beier to San Francisco for T/C Lance Olssen
 5/18 WR Jack Clancy to Green Bay as compensation for TE Marv Fleming

487

8/31 8th round pick in 1971 to Pittsburgh for C Bob DeMarco
9/15 5th round pick in 1971 to Pittsburgh for WR Willie Richardson

1971

9/1 2nd round pick in 1972 to Cleveland for LB Bob Matheson
9/8 C Carl Mauk to San Diego for DT Tony Liscio and 4th round pick in 1972
11/23 QB John Stofa to Denver for 7th round pick in 1972
10th round pick in 1972 to Houston for DE Russell Price

1972

6/7 LB Dale Farley to Buffalo for DT Jim Dunaway
6/7 1st round pick in 1973 to Buffalo for WR Marlin Briscoe
8/22 DT Frank Cornish to Buffalo for G/C Howard Kindig and 5th round pick in 1973
8/28 T Wayne Mass to New England for 7th round pick in 1973
9/26 C Bob DeMarco to Cleveland for 7th round pick in 1973
G/C Bill Griffin to New England for 7th round pick in 1973

1973

8/10 CB Dave McCurry to Chicago for 9th round pick in 1974
8/22 QB Jim Del Gaizo to Green Bay for 2nd round picks in 1974 and 1975
8/27 DT Mike Kadish to Buffalo for C/G Irv Goode
8/29 K Jeff White to New Orleans for 7th round pick in 1974
5/10 WR Otto Stowe to Dallas for WR Ron Sellers and 2nd round pick in 1974
10/2 RB Hubert Ginn to Baltimore for FB Don Nottingham and 6th round pick in 1974

1974

1/25 QB Joe Theismann to Washington for 1st round pick in 1976
8/7 DT Larry Woods to N.Y. Jets for 6th round pick in 1975
8/9 WR Charley Wade to Chicago for 10th round pick in 1975
8/17 RB Ed Jenkins to N.Y. Giants for 14th round pick in 1975
8/21 G/C Howard Kindig to Washington for 10th round pick in 1975
8/28 6th round pick in 1975 to N.Y. Jets for T John Mooring
9/10 WR Bo Rather to Chicago for 3rd round pick in 1977

1975

1/28 CB Henry Stuckey to N.Y. Giants for 5th round pick in 1975
1/30 Rights to DE Karl Lorch to Washington for 10th round pick in 1976
5/6 WR Marlin Briscoe and RB Hubert Ginn to St. Louis for RB Donny Anderson and compensation for TE Jim McFarland
7/9 4th round pick in 1976 to Philadelphia for FB Norm Bulaich
7/23 LB Bruce Bannon to San Diego for DE Pete Lazetich
9/7 LB Larry Ball and 5th round pick in 1976 to Detroit for 4th round pick in 1976
9/9 WR Mel Baker to New Orleans for 7th round pick in 1976

1976

4/6 LB Rodrigo Barnes to St. Louis for 12th round pick in 1976
4/6 3rd round picks in 1978 and 1979 from N.Y. Giants as compensation for signing FB Larry Csonka.
4/8 4th and 7th round picks in 1978 from Cleveland as compensation for signing WR Paul Warfield.
4/10 12th round pick in 1978 and 9th round pick in 1979 from Denver as compensation for signing RB Jim Kiick.
8/24 RB Mercury Morris to San Diego for 4th round pick in 1977
8/24 S Jake Scott and 4th round pick in 1977 to Washington for S Bryant Salter
9/2 6th round pick in 1977 to N.Y. Giants for LB Andy Selfridge
9/21 3rd and 4th (obtained in Morris trade, 1976) round picks in 1977 to Houston for CB Ken Ellis

1977

1/21 Rights to LB Ray Nettles to Tampa Bay for 5th and 6th round picks in 1977
2/7 6th round pick in 1977 to Tampa Bay for WR Barry Smith and T Randy Young
7/20 11th round pick in 1978 to Seattle for DT Carl Barisich
8/8 T Darryl Carlton to Tampa Bay for T Mike Current and 5th round pick in 1978
8/30 5th (obtained in Carlton trade, 1977) round pick in 1978 to Tampa Bay for T Steve Young
9/5 CB Jeris White to Tampa Bay for 5th round pick in 1978

488

1978

4/17 S Vern Roberson, WR Freddie Solomon and 1st and 5th round picks in 1978 to San Francisco for RB Delvin Williams
5/11 TE Jim Mandich to Washington for 8th round picks in 1979 and 1980
7/5 8th round pick in 1979 to Tampa Bay for DE Council Rudolph
8/28 T Karl Baldischwiler to Detroit for 10th round pick in 1979
10/10 RB Benny Malone and 5th round pick in 1980 to Washington for FB Jim Braxton and 3rd round pick in 1979

1979

3/22 3rd (obtained in Malone trade, 1978) round pick in 1979 to Oakland for S Neal Colzie
4/18 3rd round pick in 1979 to Atlanta for LB Ralph Ortega
8/21 CB Charles Cornelius to San Francisco for 11th round pick in 1980
8/27 FB Leroy Harris to Philadelphia for 5th round pick in 1981

1980

8/25 RB Gary Davis and CB Norris Thomas to Tampa Bay for FB Jimmy DuBose and 2nd round pick in 1981
8/28 QB Guy Benjamin to New Orleans for 4th round pick in 1981
9/24 C Jim Langer to Minnesota for 6th round pick in 1981 and 5th round pick in 1982

1981

4/28 3rd round pick in 1981 and 2nd (obtained in Davis/Thomas trade, 1980) round pick in 1982 to Los Angeles for LB Bob Brudzinski; teams also exchanged 2nd round picks in 1981 (Dolphins moving down from 43rd to 56th overall)
7/13 LB Steve Towle to Detroit for 9th round pick in 1982
7/22 4th round pick in 1983 to Los Angeles for RB Eddie Hill
8/18 FB Steve Howell to Philadelphia for 10th round pick in 1982
8/31 P George Roberts to San Diego for 6th round pick in 1982

1983

4/26 3rd (81st overall) and 5th round picks in 1983 to Houston for 3rd (76th overall) round pick in 1983 in draft trade-up
8/15 5th round pick in 1985 to Denver for LB Larry Evans
8/29 P Tom Orosz to San Francisco for 12th round pick in 1984

1984

2/21 QB David Woodley to Pittsburgh for 3rd round pick in 1984
3/6 C Mark Dennard to Philadelphia for 3rd round pick in 1985
3/27 WR Duriel Harris to Cleveland for 4th round pick in 1985
5/1 1st (26th overall) round pick and two 3rd round picks (one obtained in Woodley trade, 1984) in 1984 to Buffalo for 1st (14th overall) round pick in 1984 in draft trade-up
8/27 CB Gerald Small to Atlanta for T Ronnie Lee and 6th round pick in 1985
9/22 2nd round pick in 1985 to San Diego for FB Pete Johnson

1985

5/7 Conditional undisclosed pick in 1986 to Cincinnati for QB Bryan Clark
8/15 Rights to WR Anthony Carter (12th round, 1983) to Minnesota for LB Robin Sendlein and 2nd round pick in 1986
10/9 1st and 2nd (obtained in Carter trade, 1985) round picks in 1986 to Tampa Bay for LB Hugh Green

1987

4/28 1st (14th overall) round pick in 1987 to Minnesota for 1st (16th overall) and 5th round picks in 1987 in draft trade-down
4/28 3rd and 5th (obtained in 1987 draft trade-down) round picks in 1987 to St. Louis for 2nd round pick in 1987 in draft trade-up
4/28 5th (128th overall) round pick in 1987 to Kansas City for 5th (132nd overall) and 8th round picks in 1987 in draft trade-down
8/20 G/C Larry Lee to Denver for 8th round pick in 1988
10/20 T Greg Koch to Minnesota for 6th round pick in 1988 and 10th round pick in 1989

1989

4/23 2nd (36th overall) and 3rd (65th overall) round picks in 1989 to Chicago for 1st round pick (25th overall) in 1989 in draft trade-up
8/6 5th (120th overall) round pick in 1990 to Dallas for QB Scott Secules

489

1990

- 4/22 10th (262nd overall) round pick in 1990 and 4th round pick in 1991 to Washington for 5th round pick in 1990 in draft trade-up
- 4/23 7th (178th overall) round pick in 1990 to Cleveland for 5th round pick in 1991
- 4/23 11th (289th overall) round pick in 1990 and 2nd round pick in 1991 to San Francisco for CB Tim McKyer
- 9/3 12th (331st overall) round pick in 1991 to Atlanta for NT Shawn Lee

1991

- 1/31 LB Eric Kumerow to Chicago for CB Vestee Jackson
- 4/1 3rd (79th overall) round pick in 1991 to Houston for LB John Grimsley
- 4/21 CB Tim McKyer to Atlanta for 3rd (60th overall) and 12th (331st overall) round picks in 1991
- 4/22 5th (135th overall) and 6th (163rd overall) round picks in 1991 to Green Bay for 5th (121st overall) in 1991 in draft trade-up
- 9/3 WR Randal Hill to Phoenix for 1st (seventh overall) round pick in 1992

1992

- 4/27 7th (182nd overall) round pick in 1992 to Atlanta for 7th (185th overall) and 12th (328th overall) round picks in 1992 in draft trade-down
- 4/27 7th (185th overall) round pick in 1992 to L.A. Raiders for 7th (191st overall) and 11th (296th overall) round picks in 1992 draft trade-down.
- 5/26 RB Sammie Smith to Denver for RB Bobby Humphrey

1993

- 4/1 2nd (52nd overall) round pick in 1993 and conditional undisclosed pick in 1994 to New England for WR Irving Fryar

PLAN B

(Boldface indicates made active roster)

1989

PLAYERS LEFT UNPROTECTED (25): FB Woody Bennett, S Glenn Blackwood, S Bud Brown, LB Bob Brudzinski, FB Tony Burse, G/C Chris Conlin, RB Joe Cribbs, LB Tony Furjanic, T Jon Giesler, LB Hugh Green, TE Bruce Hardy, S Liffort Hobley, QB Ron Jaworski, TE Dan Johnson, LB Larry Kolic, NT Mike Lambrecht, CB Don McNeal, LB Scott Nicolas, CB Bruce Plummer, DE Chris Scott, LB Jackie Shipp, FB Chad Stark, C Dwight Stephenson, WR Jimmy Teal and CB Reyna Thompson.

PLAYERS SIGNED (11):

- LB **Dave Ahrens** - signed on March 23 (from Detroit)
- LB **Greg Clark** - signed on March 15 (from Chicago)
- S **Steve Gage** - signed on February 13 (from Washington)
- CB **Ernest Gibson** - signed on February 16 (from New England)
- LB **E.J. Junior** - signed on February 25 (from Phoenix)
- FB **Marc Logan** - signed on February 16 (from Cincinnati)
- TE **Jeff Markland** - signed on April 1 (from Pittsburgh)
- QB **Brent Pease** - signed on March 20 (from Houston)
- RB **Eric Starr** - signed on March 31 (from Chicago)
- DE **Don Thorp** - signed on April 1 (from Kansas City)
- CB **Bobby Watkins** - signed on March 30 (from Detroit)

PLAYERS LOST (6):

- FB **Tony Burse** - signed on April 1 (by Seattle)
- QB **Ron Jaworski** - signed on April 1 (by Kansas City)
- NT **Mike Lambrecht** - signed on March 15 (by N.Y. Giants)
- CB **Bruce Plummer** - signed on March 31 (by Indianapolis)
- LB **Jackie Shipp** - signed on March 21 (by L.A. Raiders)
- CB **Reyna Thompson** - signed on March 30 (by N.Y. Giants)

1990

PLAYERS LEFT UNPROTECTED (19): LB Dave Ahrens, LB Dana Batiste, FB Tom Brown, LB Bob Brudzinski, T Louis Cheek, LB Greg Clark, DE Jackie Cline, CB Ernest Gibson, T Jon Giesler, LB Hugh Green, RB Lorenzo Hampton, TE Bruce Hardy, G Greg Johnson, CB William Judson, LB Barry Krauss, T Ronnie Lee, CB Don McNeal, QB Cliff Stoudt and G Tom Toth.

PLAYERS SIGNED (9):

- CB **Donnie Elder** - signed on March 29 (from Tampa Bay)
- CB **Kerry Glenn** - signed on March 30 (from N.Y. Jets)
- LB **Stacy Harvey** - signed on April 1 (from Kansas City)
- RB **Mark Higgs** - signed on March 31 (from Philadelphia)
- S **Stevon Moore** - signed on March 31 (from N.Y. Jets)
- LB **Cliff Odom** - signed on March 27 (from Indianapolis)
- FB **Tony Paige** - signed on March 12 (from Detroit)
- LB **Mike Reichenbach** - signed on March 30 (from Philadelphia)
- DE **Karl Wilson** - signed on March 26 (from Phoenix)

PLAYERS LOST (11):

- LB **Dave Ahrens** - signed on March 9 (by Seattle)
- FB **Tom Brown** - signed on March 29 (by Washington)
- T **Louis Cheek** - signed on March 29 (by Dallas)
- LB **Greg Clark** - signed on April 1 (by Green Bay)
- DE **Jackie Cline** - signed on March 29 (by Atlanta)
- CB **Ernest Gibson** - signed on March 29 (by New England)
- RB **Lorenzo Hampton** - signed on March 23 (by Denver)
- G **Greg Johnson** - signed on March 3 (by Dallas)
- CB **William Judson** - signed on March 29 (by Detroit)
- T **Ronnie Lee** - signed on March 1 (by Atlanta)
- G **Tom Toth** - signed on March 28 (by San Diego)

1991

PLAYERS LEFT UNPROTECTED (24): S Stefon Adams, TE Greg Baty, DE John Bosa, WR Andre Brown, G Roy Foster, LB Rick Graf, S African Grant, RB Mark Higgs, S Liffort Hobley, WR Jim Jensen, LB E.J. Junior, TE Brian Kinchen, LB Barry Krauss, CB Paul Lankford, FB Garrett Limbrick, CB Michael McGruder, LB Cliff Odom, WR James Pruitt, LB Mike Reichenbach, WR Scott Schwedes, RB Troy Stradford, CB Rodney Thomas, CB Sean Vanhorne and DE Karl Wilson.

PLAYERS SIGNED (5):

- LB **Ned Bolcar** - signed on March 26 (from Seattle)
- LB **Louis Cooper** - signed on April 1 (from Kansas City)
- DE **Terry Price** - signed on March 11 (from Chicago)
- TE **Eric Sievers** - signed on March 18 (from New England)
- RB **Don Smith** - signed on April 1 (from Buffalo)

PLAYERS LOST (10):

- S **Stefon Adams** - signed on April 1 (by L.A. Raiders)
- DE **John Bosa** - signed on March 15 (by N.Y. Jets)
- G **Roy Foster** - signed on March 18 (by San Francisco)
- LB **Rick Graf** - signed on March 21 (by Houston)
- TE **Brian Kinchen** - signed on April 1 (by Green Bay)
- WR **James Pruitt** - signed on March 31 (by Minnesota)
- RB **Troy Stradford** - signed on April 1 (by Kansas City)
- CB **Rodney Thomas** - signed on March 21 (by L.A. Rams)
- CB **Sean Vanhorne** - signed on March 20 (by Detroit)
- DE **Karl Wilson** - signed on March 5 (by L.A. Rams)

1992

PLAYERS LEFT UNPROTECTED (25): WR Fred Banks, TE Greg Baty, LB Louis Cooper, DE Donnie Gardner, CB Kerry Glenn, LB Hugh Green, LB John Grimsley, S Liffort Hobley, S Mike Iaquanello, WR Jim Jensen, LB E.J. Junior, NT Chuck Klingbeil, CB Paul Lankford, FB Garrett Limbrick, RB Marc Logan, CB Bruce McNorton, S Stevon Moore, LB Cliff Odom, T James Parrish, DE Terry Price, CB Pat Ray, LB Mike Reichenbach, RB Don Smith, DE Pat Swoopes and WR Mike Williams.

PLAYERS SIGNED (6):

- CB **Bruce Alexander** - signed on March 26 (from Detroit)
- WR **Robert Clark** - signed on March 19 (from Detroit)
- DE **Tim Downing** - signed on February 28 (from N.Y. Giants)
- LB **Brian Jones** - signed on April 1 (from Indianapolis)
- NT **Gerald Nichols** - signed on March 31 (from Tampa Bay)
- FB **James Saxon** - signed on March 17 (from Kansas City)

PLAYERS LOST (6):

- DE **Donnie Gardner** - signed on March 3 (by N.Y. Jets)
- RB **Marc Logan** - signed on April 1 (by San Francisco)
- S **Stevon Moore** - signed on March 25 (by Cleveland)
- T **James Parrish** - signed on February 21 (by San Diego)
- DE **Terry Price** - signed on April 1 (by San Diego)
- LB **Mike Reichenbach** - signed on April 1 (by San Francisco)

FREE AGENTS

(Boldface indicates made active roster)

1992

PLAYERS SIGNED (1):

TE **Keith Jackson** - signed on September 29 (from Philadelphia)

1993

PLAYERS SIGNED (3):

DT **Mike Golic** - signed on June 8 (from Philadelphia)
 T **Ron Heller** - signed on April 20 (from Philadelphia)
 WR **Mark Ingram** - signed on March 18 (from N.Y. Giants)

PLAYERS LOST (4):

WR **Mark Clayton** - signed on June 4 (by Green Bay)
 TE **Ferrell Edmunds** - signed on March 12 (by Seattle)
 G **Harry Galbreath** - signed on March 23 (by Green Bay)
 QB **Scott Secules** - signed on March 22 (by New England)

WARMEST GAMES

DATE	TEAM	W/L	SCORE	TEMPERATURE- CONDITIONS
10/9/88	at L.A. Raiders	W	24-14	96°, clear and dry
10/9/66	at Oakland	L	10-21	93°, sunny
8/19/83	*at Washington	W	38-7	93°, fair and muggy
9/17/72	at Kansas City	W	20-10	91°, sunny
9/24/89	N.Y. JETS	L	33-40	91°, partly sunny
9/28/80	NEW ORLEANS	W	21-16	90°, partly cloudy
9/4/83	at Buffalo	W	12-0	90°, sunny
9/14/86	INDIANAPOLIS	W	30-10	90°, sunny

*Preseason Game

COLDEST GAMES

DATE	TEAM	W/L	SCORE	TEMPERATURE- CONDITIONS
12/11/77	at New England	L	10-14	14°, clear
12/12/82	at New England	L	0-3	22°, snowy
12/8/85	at Green Bay	W	34-24	23°, cloudy
12/18/88	at Pittsburgh	L	24-40	23°, overcast, light snow
12/3/89	at Kansas City	L	21-26	23°, clear
12/27/92	at New England (OT)	W	16-13	23°, clear
12/20/79	** at Pittsburgh	L	14-34	24°, hazy and clearing
11/24/91	at Chicago (OT)	W	16-13	27°, cloudy, flurries
11/5/67	at Buffalo	L	13-35	28°, snow

**Playoff Game

NOTE: Coldest game in Miami was 12/24/89 vs. Kansas City (27-24 win by Chiefs); 40° and clear.



492

1993 NFL SCHEDULE

National Football League
 410 Park Avenue, New York, NY 10022
 Phone: 212-758-1500

AMERICAN CONFERENCE

EASTERN
 Buffalo
 Indianapolis
 Miami
 New England
 N.Y. Jets

CENTRAL
 Cincinnati
 Cleveland
 Houston
 Pittsburgh

WESTERN
 Denver
 Kansas City
 L.A. Raiders
 San Diego
 Seattle

NATIONAL CONFERENCE

EASTERN
 Dallas
 N.Y. Giants
 Philadelphia
 Phoenix
 Washington

CENTRAL
 Chicago
 Detroit
 Green Bay
 Minnesota
 Tampa Bay

WESTERN
 Atlanta
 L.A. Rams
 New Orleans
 San Francisco

1993 NFL SCHEDULE (All times local)

SUNDAY, SEPTEMBER 5		SUNDAY, SEPTEMBER 26	
Atlanta at Detroit	1:00	(Open Dates: AFC West except Seattle, NFC East except Phoenix)	
Cincinnati at Cleveland	1:00	Cleveland at Indianapolis	12:00
Denver at New York Jets	1:00	Green Bay at Minnesota	12:00
Kansas City at Tampa Bay	1:00	Los Angeles Rams at Houston	12:00
Los Angeles Rams vs. Green Bay at Milw.	12:00	Miami at Buffalo	1:00
Miami at Indianapolis	12:00	Phoenix at Detroit	1:00
Minnesota at Los Angeles Raiders	1:00	San Francisco at New Orleans	3:00
New England at Buffalo	1:00	Seattle at Cincinnati	4:00
New York Giants at Chicago	3:00	Tampa Bay at Chicago	12:00
Phoenix at Philadelphia	1:00	New England at New York Jets	8:00
San Francisco at Pittsburgh	1:00	MONDAY, SEPTEMBER 27	
Seattle at San Diego	1:00	Pittsburgh at Atlanta	9:00
Houston at New Orleans	7:00	SUNDAY, OCTOBER 3	
Dallas at Washington	9:00	(Open Dates: AFC Central, New England, Phoenix)	
SUNDAY, SEPTEMBER 12		Atlanta at Chicago	12:00
Buffalo at Dallas	3:00	Detroit at Tampa Bay	1:00
Chicago at Minnesota	12:00	Green Bay at Dallas	12:00
Detroit at New England	1:00	Indianapolis at Denver	2:00
Indianapolis at Cincinnati	1:00	Los Angeles Raiders at Kansas City	12:00
Kansas City at Houston	12:00	Minnesota at San Francisco	1:00
New Orleans at Atlanta	1:00	New Orleans at Los Angeles Rams	1:00
New York Jets at Miami	4:00	Philadelphia at New York Jets	4:00
Philadelphia at Green Bay	12:00	San Diego at Seattle	1:00
Phoenix at Washington	1:00	New York Giants at Buffalo	8:00
Pittsburgh at Los Angeles Rams	1:00	MONDAY, OCTOBER 4	
San Diego at Denver	2:00	Washington at Miami	9:00
Tampa Bay at New York Giants	1:00	SUNDAY, OCTOBER 10	
Los Angeles Raiders at Seattle	5:00	(Open Dates: NFC West, Detroit, Seattle)	
MONDAY, SEPTEMBER 13		Chicago at Philadelphia	1:00
San Francisco at Cleveland	9:00	Cincinnati at Kansas City	12:00
SUNDAY, SEPTEMBER 19		Dallas at Indianapolis	12:00
(Open Dates: AFC East except New England, NFC Central except Detroit)		Miami at Cleveland	1:00
Atlanta at San Francisco	1:00	New England at Phoenix	1:00
Cincinnati at Pittsburgh	1:00	New York Giants at Washington	1:00
Cleveland at Los Angeles Raiders	1:00	New York Jets at Los Angeles Raiders	1:00
Detroit at New Orleans	12:00	San Diego at Pittsburgh	1:00
Houston at San Diego	1:00	Tampa Bay at Minnesota	12:00
Los Angeles Rams at New York Giants	1:00	Denver at Green Bay	6:30
Seattle at New England	1:00	MONDAY, OCTOBER 11	
Washington at Philadelphia	1:00	Houston at Buffalo	9:00
Dallas at Phoenix	5:00	THURSDAY, OCTOBER 14	
MONDAY, SEPTEMBER 20		(Open Dates: AFC East except New England, NFC Central except Detroit)	
Denver at Kansas City	8:00	Los Angeles Rams at Atlanta	7:30

493

SUNDAY, OCTOBER 17	
Cleveland at Cincinnati	1:00
Houston at New England	1:00
Kansas City at San Diego	1:00
New Orleans at Pittsburgh	1:00
Philadelphia at New York Giants	1:00
San Francisco at Dallas	3:00
Seattle at Detroit	1:00
Washington at Phoenix	1:00
MONDAY, OCTOBER 18	
Los Angeles Raiders at Denver	7:00
SUNDAY, OCTOBER 24	
(Open Dates: AFC West except Seattle, NFC East except Phoenix)	
Atlanta at New Orleans	12:00
Buffalo at New York Jets	1:00
Cincinnati at Houston	12:00
Detroit at Los Angeles Rams	1:00
Green Bay at Tampa Bay	1:00
New England at Seattle	1:00
Phoenix at San Francisco	1:00
Pittsburgh at Cleveland	1:00
Indianapolis at Miami	7:30
MONDAY, OCTOBER 25	
Minnesota at Chicago	8:00
SUNDAY, OCTOBER 31	
(Open Dates: AFC Central)	
Chicago at Green Bay	12:00
Dallas at Philadelphia	1:00
Kansas City at Miami	1:00
Los Angeles Rams at San Francisco	1:00
New England at Indianapolis	1:00
New Orleans at Phoenix	2:00
New York Jets at New York Giants	1:00
San Diego at Los Angeles Raiders	1:00
Seattle at Denver	2:00
Tampa Bay at Atlanta	1:00
Detroit at Minnesota	7:00
MONDAY, NOVEMBER 1	
Washington at Buffalo	9:00
SUNDAY, NOVEMBER 7	
(Open Dates: NFC West)	
Buffalo at New England	1:00
Denver at Cleveland	1:00
Los Angeles Raiders at Chicago	3:00
Miami at New York Jets	4:00
New York Giants at Dallas	12:00
Philadelphia at Phoenix	2:00
Pittsburgh at Cincinnati	1:00
San Diego at Minnesota	1:00
Seattle at Detroit	12:00
Tampa Bay at Washington	1:00
Indianapolis at Washington	8:00
MONDAY, NOVEMBER 8	
Green Bay at Kansas City	8:00
SUNDAY, NOVEMBER 14	
(Open Dates: Detroit, New England)	
Atlanta at Los Angeles Rams	1:00
Cleveland at Seattle	1:00
Green Bay at New Orleans	12:00
Houston at Cincinnati	1:00
Kansas City at Los Angeles Raiders	1:00
Miami at Philadelphia	1:00
Minnesota at Denver	2:00
New York Jets at Indianapolis	4:00
Phoenix at Dallas	12:00
San Francisco at Tampa Bay	1:00
Washington at New York Giants	1:00
Chicago at San Diego	5:00
MONDAY, NOVEMBER 15	
Buffalo at Pittsburgh	9:00
SUNDAY, NOVEMBER 21	
(Open Dates: Phoenix, Seattle)	
Chicago at Kansas City	12:00
Cincinnati at New York Jets	1:00
Dallas at Atlanta	1:00
Detroit vs. Green Bay at Milw.	12:00
Houston at Cleveland	1:00
Indianapolis at Buffalo	1:00
Los Angeles Raiders at San Diego	1:00
New England at Miami	1:00
New York Giants at Philadelphia	4:00
Pittsburgh at Denver	2:00
Washington at Los Angeles Rams	1:00
Minnesota at Tampa Bay	8:00
MONDAY, NOVEMBER 22	
THURSDAY, NOVEMBER 25	
THURSDAY, NOVEMBER 25	
Chicago at Detroit	12:30
Miami at Dallas	3:00
SUNDAY, NOVEMBER 28	
Buffalo at Kansas City	3:00
Cleveland at Atlanta	1:00
Denver at Seattle	1:00
Los Angeles Raiders at Cincinnati	1:00
New Orleans at Minnesota	12:00
New York Jets at New England	1:00
Philadelphia at Washington	1:00
Phoenix at New York Giants	4:00
San Francisco at Los Angeles Rams	1:00
Tampa Bay at Green Bay	12:00
Pittsburgh at Houston	7:00
MONDAY, NOVEMBER 29	
San Diego at Indianapolis	9:00
SUNDAY, DECEMBER 5	
Atlanta at Houston	12:00
Denver at San Diego	1:00
Green Bay at Chicago	12:00
Indianapolis at New York Jets	1:00
Kansas City at Seattle	1:00
Los Angeles Raiders at Buffalo	1:00
Los Angeles Rams at Phoenix	2:00
Minnesota at Detroit	1:00
New England at Pittsburgh	1:00
New Orleans at Cleveland	1:00
New York Giants at Miami	4:00
Washington at Tampa Bay	1:00
Cincinnati at San Francisco	5:00
MONDAY, DECEMBER 6	
Philadelphia at Dallas	8:00
SATURDAY, DECEMBER 11	
New York Jets at Washington	12:30
San Francisco at Atlanta	4:00
SUNDAY, DECEMBER 12	
Buffalo at Philadelphia	1:00
Chicago at Tampa Bay	1:00
Cincinnati at New England	1:00
Cleveland at Houston	12:00
Dallas at Minnesota	3:00
Detroit at Phoenix	2:00
Indianapolis at New York Giants	1:00
Kansas City at Denver	2:00
Los Angeles Rams at New Orleans	12:00
Seattle at Los Angeles Raiders	1:00
Green Bay at San Diego	5:00
MONDAY, DECEMBER 13	
Pittsburgh at Miami	9:00
SATURDAY, DECEMBER 18	
Dallas at New York Jets	4:00
Denver at Chicago	11:30
SUNDAY, DECEMBER 19	
Atlanta at Washington	1:00
Buffalo at Miami	1:00
Houston at Pittsburgh	1:00
Los Angeles Rams at Cincinnati	1:00
Minnesota vs. Green Bay at Milw.	12:00
Phoenix at Seattle	1:00
San Diego at Kansas City	3:00
San Francisco at Detroit	4:00
Tampa Bay at Los Angeles Raiders	1:00
Philadelphia at Indianapolis	8:00
MONDAY, DECEMBER 20	
New York Giants at New Orleans	8:00
SATURDAY, DECEMBER 25	
Houston at San Francisco	2:30
SUNDAY, DECEMBER 26	
Atlanta at Cincinnati	1:00
Cleveland at Los Angeles Rams	1:00
Detroit at Chicago	12:00
Indianapolis at New England	1:00
Los Angeles Raiders at Green Bay	12:00
New Orleans at Philadelphia	1:00
New York Giants at Phoenix	2:00

New York Jets at Buffalo	1:00	Cincinnati at New Orleans	3:00
Pittsburgh at Seattle	1:00	Cleveland at Pittsburgh	1:00
Tampa Bay at Denver	2:00	Dallas at New York Giants	1:00
Washington at Dallas	3:00	Denver at Los Angeles Raiders	1:00
Kansas City at Minnesota	7:00	Green Bay at Detroit	1:00
MONDAY, DECEMBER 27		Miami at New England	1:00
Miami at San Diego	6:00	Phoenix at Atlanta	1:00
FRIDAY, DECEMBER 31		San Diego at Tampa Bay	4:00
Minnesota at Washington	3:00	Seattle at Kansas City	12:00
SUNDAY, JANUARY 2		New York Jets at Houston	7:00
Buffalo at Indianapolis	1:00	MONDAY, JANUARY 3	
Chicago at Los Angeles Rams	1:00	Philadelphia at San Francisco	6:00

1993 OPPONENTS

ATLANTA FALCONS

Fri., Aug. 6 at Atlanta (preseason) - 7:30 p.m. EDT/WCIX-TV

Address: 2745 Burnette Road
Suwanee, GA 30174
Phone: (404) 945-1111
Chairman of the Board: Rankin M. Smith, Sr.
VP/Player Personnel: Ken Herock
Head Coach: Jerry Glanville (57-63)
PR: Charlie Taylor/Frank Kleha/Todd Marble
Stadium: Georgia Dome (71,594)
Playing Surface: AstroTurf
Division: NFC West
1992 Record: 6-10



ATLANTA FALCONS VS. MIAMI (Regular Season)

RUSHING

NAME	G	ATT.	YDS.	AVG.	TD
Keith Jones	1	12	55	4.6	0
Steve Broussard	1	2	9	4.5	0
Chris Miller	1	2	5	2.5	0
Drew Hill	7	1	1	1.0	0

RECEIVING

NAME	G	NO.	YDS.	AVG.	TD
Drew Hill	7	26	322	12.4	0
Andre Rison	3	12	162	13.5	3
Mike Pritchard	1	7	46	6.6	1
Michael Haynes	1	3	29	9.7	0
Keith Jones	1	1	12	12.0	0
Deion Sanders	1	1	9	9.0	0

PASSING

NAME	G	ATT.	CMP.	YDS.	PCT.	TD	INT.
Chris Miller	1	41	26	254	63.4	2	1
Bobby Hebert	1	22	11	135	50.0	0	0

- This is the first time that the Dolphins will play a contest in the Georgia Dome. Overall, it is Miami's first trip into Atlanta for a preseason game since the Falcons earned a 19-17 win on Aug. 30, 1985, at Fulton-County Stadium.
- The Falcons lead the preseason all-time series over Miami by a 3-2 margin, which includes a 1-0 mark in games played in Atlanta.
- Entering the '93 season, Dan Marino has missed only two regular season or postseason games due to injury over the course of his career. The first of those two games was as a rookie against the Atlanta Falcons on Dec. 10, 1983, in the Orange Bowl. He also missed the next week's contest against the New York Jets (12/16/83).

BUFFALO BILLS

Sun., Sept. 26 at Orchard Park, NY - 1:00 p.m. EDT/NBC-TV
 Sun., Dec. 19 at Miami - 1:00 p.m. EST/NBC-TV

Address: One Bills Drive
 Orchard Park, NY 14127

Phone: (716) 648-1800

President: Ralph C. Wilson, Jr.

VP/General Manager: John Butler

Head Coach: Marv Levy (106-82)

PR: Denny Lynch/Scott Berchtold

Stadium: Rich Stadium (80,290)

Playing Surface: AstroTurf

Division: AFC East

1992 Record: 11-5



BUFFALO BILLS VS. MIAMI (Regular Season)

RUSHING

NAME	G	ATT.	YDS.	AVG.	TD
Thurman Thomas	9	180	899	4.7	4
Kenneth Davis	9	54	204	3.8	2
Jim Kelly	12	25	139	5.6	1
Andre Reed	16	3	36	12.0	0
Carwell Gardner	5	9	21	2.3	1
Frank Reich	12	7	12	1.7	0

RECEIVING

NAME	G	NO.	YDS.	AVG.	TD
Andre Reed	16	77	1038	13.5	7
Thurman Thomas	9	45	501	11.1	2
Bill Brooks	14	45	459	10.2	1
Pete Metzelaars	16	23	252	11.0	0
Don Beebe	6	15	251	16.7	1
Kenneth Davis	9	9	64	7.1	0
Keith McKeller	8	8	91	11.4	0
Carwell Gardner	5	2	13	6.5	0

PASSING

NAME	G	ATT.	CMP.	YDS.	PCT.	TD	INT.
Jim Kelly	12	378	249	2914	65.9	15	9
Frank Reich	12	54	34	466	63.0	4	0

- Miami set an NFL record with 20 consecutive wins over Buffalo from 1970-79.
- Starting with the 1987 season, the Bills have won 12 of the last 14 games (including playoffs) played between the two teams. Miami's only wins against Buffalo since 1987 are a 30-7 triumph on Sept. 16, 1990, at Joe Robbie Stadium and a 37-10 win on Oct. 4, 1992, at Rich Stadium. Miami's win at Buffalo in '92 snapped a six-game losing streak to the Bills at Rich Stadium. Prior to 1992, the Dolphins' last triumph in Buffalo was a 34-24 win on Nov. 16, 1986.
- Miami and the Bills battled in the AFC Championship Game on Jan. 17, 1993, at JRS with Buffalo earning a 29-10 win and a trip to Super Bowl XXVII. The Dolphins are now 0-2 against Buffalo in the playoffs after having also dropped a 44-34 decision at the Bills in an AFC Divisional Playoff game on Jan. 12, 1990.

CLEVELAND BROWNS

Sun., Oct. 10 at Cleveland - 1:00 p.m. EDT/NBC-TV

Address: P.O. Box 679
 80 First Ave.

Berea, OH 44017-0679

Phone: (216) 891-5000

President and Owner: Arthur B. Modell

Head Coach: Bill Belichick (13-19)



496

PR: Kevin Byrne/Francine Lubera
 Stadium: Cleveland Stadium (78,512)
 Playing Surface: Grass
 Division: AFC Central
 1992 Record: 7-9

CLEVELAND BROWNS VS. MIAMI (Regular Season)

RUSHING

NAME	G	ATT.	YDS.	AVG.	TD
Eric Metcalf	3	23	123	5.3	1
Kevin Mack	2	21	106	5.1	1
Tommy Vardell	1	16	84	5.3	0
Bernie Kosar	6	3	9	3.0	1
Leroy Hoard	1	2	0	0.0	0

RECEIVING

NAME	G	NO.	YDS.	AVG.	TD
Mark Carrier	2	12	172	14.3	0
Pete Holohan	3	9	129	14.3	1
Michael Jackson	1	5	98	19.6	1
Eric Metcalf	3	4	59	14.8	0
Tommy Vardell	1	2	29	14.5	0
Leroy Hoard	1	1	2	2.0	0

PASSING

NAME	G	ATT.	CMP.	YDS.	PCT.	TD	INT.
Bernie Kosar	6	180	115	1234	63.9	3	4
Vinny Testaverde	1	39	21	224	53.8	1	1

- The Dolphins lead the overall series against Cleveland by a 7-4 margin (5-4 in the regular season and 2-0 in the playoffs) and the series is tied at 3-3 in games played in Cleveland.
- The Dolphins have a number of coaches and football staff with Cleveland connections: Head Coach Don Shula, staff assistant Carl Taseff and offense/quarterbacks coach Gary Stevens are all graduates of Cleveland's John Carroll Univ., with Shula and Taseff eventually playing for the Browns from 1951-52 and assistant head coach/offensive line coach John Sandusky played with Cleveland from 1950-55. Also, Taseff and Stevens were born in Cleveland, while defense coach Tom Olivadotti was an assistant coach with the Browns during 1985-86 and Tom Heckert, Miami's director of player personnel, spent five seasons (1982-86) as a college scout for the Browns.
- Miami has won four consecutive games over the Browns.

DALLAS COWBOYS

Thur., Nov. 25 at Dallas - 4:00 p.m. EST/NBC-TV

Address: Cowboys Center
 One Cowboys Parkway
 Irving, TX 75063

Phone: (214) 556-9900

Owner/President/General Manager: Jerry Jones

Head Coach: Jimmy Johnson (36-33)


PR: Rich Dalrymple/Brett Daniels

Stadium: Texas Stadium (65,024)

Playing Surface: Texas Turf

Division: NFC East

1992 Record: 13-3



DALLAS COWBOYS VS. MIAMI (Regular Season)

RUSHING

NAME	G	ATT.	YDS.	AVG.	TD
Troy Aikman	1	8	71	8.9	0
Darryl Johnston	1	11	50	4.5	0
			497		

RECEIVING

NAME	G	NO.	YDS.	AVG.	TD
Darryl Johnston	1	3	21	7.0	1
Alfredo Roberts	1	1	8	8.0	0

PASSING

NAME	G	ATT.	CMP.	YDS.	PCT.	TD	INT.
Troy Aikman	1	33	25	259	75.8	1	1
Hugh Millen	2	57	37	448	64.9	2	3

- Miami will be playing on Thanksgiving for the third time in team history and has posted a 2-0 mark on the holiday. The Cowboys are 17-7 on Thanksgiving. The Dolphins won 55-14 at St. Louis on Nov. 24, 1977, and won 14-7 at the Cowboys on Nov. 22, 1973.
- Miami owns an all-time record of 2-5 in games against the defending Super Bowl champions in regular season action. In fact, one of Miami's two wins against a defending Super Bowl champions came against Dallas as the Dolphins defeated the Cowboys by a 23-16 on Nov. 5, 1978, in the season following Dallas' 27-10 win over the Denver Broncos in Super Bowl XII.
- Miami and Dallas met in Super Bowl VI in New Orleans on Jan. 6, 1972, with the Cowboys earning a 24-3 win in the Dolphins' first trip to the NFL's championship contest.

DENVER BRONCOS

Fri., Aug. 20 at Denver (preseason) - 8:00 p.m. EDT/NBC-TV

Address: 13655 Broncos Parkway
Englewood, CO 80112
Phone: (303) 649-9000
President/CEO: Pat Bowlen
General Manager: John Beake
Head Coach: Wade Phillips (1-3)
PR: Jim Saccomano
Stadium: Denver Mile High (76,273)
Playing Surface: Grass
Division: AFC West
1992 Record: 8-8



DENVER BRONCOS VS. MIAMI
(Regular Season)

RUSHING

NAME	G	ATT.	YDS.	AVG.	TD
Rod Bernstine	2	13	104	8.0	3
John Elway	1	4	32	8.0	0
Emile Harry	2	1	9	9.0	0
Vance Johnson	1	1	4	4.0	0

RECEIVING

NAME	G	NO.	YDS.	AVG.	TD
Emile Harry	2	4	41	10.3	0
Rod Bernstine	2	4	19	4.8	0
Vance Johnson	1	2	17	8.5	0
Steve Sewell	1	1	13	13.0	0

PASSING

NAME	G	ATT.	CMP.	YDS.	PCT.	TD	INT.
John Elway	1	37	18	250	48.6	0	1

- Miami leads the all-time preseason series against the Broncos by a 5-4 margin. The Dolphins have won all three games played in Miami, while the Broncos have won the three meetings in Denver. The two teams have battled on a neutral playing field on three occasions and Miami leads in those games by a 2-1 margin.
- This year's preseason contest between the Dolphins and Broncos will be seen on national television on NBC-TV and will mark the fourth

consecutive year that the two teams will battle in the preseason and the game will be seen nationally. Miami's 17-16 win over Denver on Aug. 25, 1990, at Joe Robbie Stadium was seen on TNT; Denver's 21-13 win over Miami on Aug. 19, 1991, at Mile High Stadium was seen on ABC-TV and Miami's 31-17 win on Aug. 15, 1992, at Berlin's Olympic Stadium was seen on NBC-TV.

- While Miami and Denver have battled for four consecutive years in the preseason, the two teams have not met in regular season action since Sept. 25, 1985, when the Dolphins earned a 30-26 win at Mile High Stadium.

INDIANAPOLIS COLTS

Sun., Sept. 5 at Indianapolis - 1:00 p.m. EST/NBC-TV
Sun., Oct. 24 at Miami - 7:30 p.m. EST/TNT

Address: P.O. Box 535000
Indianapolis, IN 46253

Phone: (317) 297-2658

President-Treasurer: Robert Irsay

VP/General Manager: James Irsay

Head Coach: Ted Marchibroda (50-43)

PR: Craig Kelley/Rod St. Clair/Todd Stewart

Stadium: Hoosier Dome (60,129)

Playing Surface: AstroTurf

Division: AFC East

1992 Record: 9-7

INDIANAPOLIS COLTS VS. MIAMI
(Regular Season)

RUSHING

NAME	G	ATT.	YDS.	AVG.	TD
Anthony Johnson	6	34	124	3.6	0
Ken Clark	4	13	49	3.8	0
Jeff George	6	6	23	3.8	1
Jack Trudeau	6	5	18	3.6	0
Rodney Culver	2	5	11	2.2	1


RECEIVING

NAME	G	NO.	YDS.	AVG.	TD
Reggie Langhorne	6	25	252	10.1	2
Jesse Hester	7	18	295	16.4	1
Kerry Cash	6	10	90	9.0	0
Anthony Johnson	6	10	52	5.2	0
Ken Clark	4	6	52	8.7	0
Clarence Verdin	9	4	90	22.5	1
Aaron Cox					

PASSING

NAME	G	ATT.	CMP.	YDS.	PCT.	TD	INT.
Jeff George	6	169	94	878	55.6	2	7
Jack Trudeau	6	115	66	608	57.4	5	4

- The Dolphins have won 24 of the last 30 meetings between the two teams. Miami defeated Indianapolis 14 straight times between 1980-87, before the Colts' 40-21 win on Nov. 5, 1987, at Joe Robbie Stadium. Miami is 13-5 against the Colts since the team moved to Indianapolis in 1984.
- Dan Marino has faced the Colts 20 times and owns a 15-5 record against the team. Marino has a better touchdown to interception differential with a +24 (34 TDs to 10 INTs) against the Colts than against any other single opponent.
- The Dolphins defense recorded a 28-0 shutout over the Colts at the Hoosier Dome on Nov. 1, 1992. It was the first shutout by the team since Oct. 11, 1987, as the Dolphins posted a 42-0 replacement game win over Kansas City at JRS. It was the first shutout in a non-replacement game since Dec. 22, 1985, in Miami's 28-0 win over the Buffalo Bills in the Orange Bowl and the first road shutout since Sept. 4, 1983, in a 12-0 win at the Buffalo Bills in Rich Stadium.



KANSAS CITY CHIEFS

Sun., Oct. 31 at Miami - 1:00 p.m. EST/NBC-TV

Address: One Arrowhead Drive
 Kansas City, MO 64129
Phone: (816) 924-9300
Founder: Lamar Hunt
Chairman of the Board: Jack Steadman
President/General Manager: Carl Peterson
Head Coach: Marty Schottenheimer (86-58-1)
PR: Bob Moore/Jim Carr
Stadium: Arrowhead (78,067)
Playing Surface: AstroTurf
Division: AFC West
1992 Record: 10-6



KANSAS CITY VS. MIAMI (Regular Season)

RUSHING

NAME	G	ATT.	YDS.	AVG.	TD
Christian Okoye	3	81	399	4.9	4
Alonzo Highsmith	1	11	53	4.8	0
Harvey Williams	1	11	37	3.4	0
Barry Word	1	8	22	2.8	0
Joe Montana	2	4	14	3.5	0
Dave Krieg	1	1	6	6.0	0
Todd McNair	3	1	4	4.0	0

RECEIVING

NAME	G	NO.	YDS.	AVG.	TD
Todd McNair	3	4	87	21.8	1
Jonathon Hayes	4	4	62	15.5	0
Tim Barnett	1	3	65	21.7	0
J.J. Birden	1	2	39	19.5	0
Alonzo Highsmith	1	2	25	12.5	0
Fred Jones	1	1	9	9.0	0

PASSING

NAME	G	ATT.	CMP.	YDS.	PCT.	TD	INT.
Joe Montana	2	30	19	267	63.3	1	0
Dave Krieg	1	37	21	295	56.8	1	3

- Kansas City quarterback Joe Montana will make his first appearance against the Dolphins in a game played in Joe Robbie Stadium and his second career appearance in the stadium as he led the San Francisco 49ers to a 20-16 win over the Cincinnati Bengals in Super Bowl XXIII on January 22, 1989, at JRS.
- Kansas City leads in the all-time regular season series against the Dolphins by a 10-6 margin, however Miami leads in the all-time playoff series by a 2-0 count.
- The Dolphins were 0-6 against the Chiefs before Don Shula arrived as Miami's head coach in 1970. Since that time, the Dolphins have posted an 8-4 record against Kansas City (6-4 in regular season and 2-0 in the playoffs).

NEW ENGLAND PATRIOTS

Sun., Nov. 21 at Miami - 1:00 p.m. EST/NBC-TV
 Sun., Jan. 2 at Foxboro, MA - 1:00 p.m. EST/NBC-TV

Address: Foxboro Stadium
 Route 1
 Foxboro, MA 02035
Phone: (508) 543-8200
Chairman of the Board: James B. Orthwein
VP/Football Operation: Patrick Forte



500

Head Coach: Bill Parcells (85-52-1)
PR: Mike Hanson
Stadium: Foxboro Stadium (60,794)
Playing Surface: Grass
Division: AFC East
1992 Record: 2-14

NEW ENGLAND PATRIOTS VS. MIAMI (Regular Season)

RUSHING

NAME	G	ATT.	YDS.	AVG.	TD
Scott Lockwood	1	30	123	4.1	0
Leonard Russell	3	27	71	2.6	0
Jon Vaughn	4	12	16	1.3	0
Jeff Carlson	1	4	11	2.8	0
Tommy Hodson	1	3	5	1.7	0
Sam Gash	2	2	2	1.0	0

RECEIVING

NAME	G	NO.	YDS.	AVG.	TD
Marv Cook	8	16	189	11.8	2
Greg McMurtry	6	14	218	15.6	0
Michael Timpson	4	11	145	13.2	0
Hart Lee Dykes	3	6	115	19.2	1
Leonard Russell	3	2	14	7.0	0
Jon Vaughn	4	2	5	2.5	0
Mike Farr	1	1	15	15.0	0

PASSING

NAME	G	ATT.	CMP.	YDS.	PCT.	TD	INT.
Tommy Hodson	1	43	25	267	58.1	2	0
Jeff Carlson	1	21	8	116	38.1	0	0

- Miami leads in the all-time series against New England by a 33-21 margin. The Dolphins enter the '93 season having won eight straight games over the Pats as Miami swept the season series from 1989-92.
- Miami's current eight-game winning streak over the Patriots is the Dolphins' longest active winning streak over a single NFL opponent ahead of a seven-game active win streak over Green Bay.
- The Dolphins close the 1993 regular season at the Patriots. The season finale at New England marks the second consecutive season that the Dolphins have closed the regular season at the Pats and is just the fourth time in the team's 28-year history that the Dolphins will close the regular season with a road game. The only other years that Miami closed a season with a road game was 1988 at Pittsburgh, 1982 at Baltimore and 1992 at New England. However, the season-ending contest at Baltimore was a rescheduled contest that was moved to the season finale due to the NFL players' strike. The Dolphins were originally scheduled to close the regular season with a home game against Buffalo.

NEW YORK GIANTS

Sat., Aug. 28 at Miami (preseason) - 8:00 p.m. EDT/WCIX-TV
 Sun., Dec. 5 at Miami - 4:00 p.m. EST/CBS-TV

Address: Giants Stadium
 East Rutherford, NJ 07073
Phone: (201) 935-8111
President/Co-CEO: Wellington T. Mara
Chairman/Co-CEO: Preston Robert Tisch
VP/General Manager: George Young
Head Coach: Dan Reeves (117-79-1)
PR: Pat Hanlon
Stadium: Giants Stadium (77,311)
Playing Surface: AstroTurf
Division: NFC East
1992 Record: 6-10



501

NEW YORK GIANTS VS. MIAMI
(Regular Season)

RUSHING

NAME	G	ATT.	YDS.	AVG.	TD
Ottis Anderson	2	45	124	2.8	2
Lewis Tillman	1	12	25	12.5	0
Dave Meggett	1	1	7	7.0	0
Rodney Hampton	1	2	6	3.0	0
Phil Simms	1	1	4	4.0	0

RECEIVING

NAME	G	NO.	YDS.	AVG.	TD
Ottis Anderson	2	7	49	7.0	0
Dave Meggett	1	4	93	23.3	0
Mike Sherrard	1	2	25	12.5	0
Rodney Hampton	1	2	11	5.5	0
Lewis Tillman	1	1	0	0.0	0

PASSING

NAME	G	ATT.	CMP.	YDS.	PCT.	TD	INT.
Phil Simms	1	25	13	182	52.0	0	0

- The Dolphins' regular season home contest against the N.Y. Giants will mark the first time that the two teams have played a regular season game in Miami. The teams were scheduled to meet at JRS in 1987, however the game was canceled due to the NFL players' strike.
- This year's game between the Dolphins and Giants is just the third meeting in the history of the series. This is the fewest total games between Miami and an opponent ahead of the four games between the Dolphins and Detroit Lions.
- This is Miami's first time playing host to the New York Giants in the regular season. There is only one other series in which an NFL team has not visited another franchise as the Kansas City Chiefs have never traveled to face the Philadelphia Eagles.

NEW YORK JETS

Sun., Sept. 12 at Miami - 4:00 p.m. EDT/NBC-TV
Sun., Nov. 7 at East Rutherford, NJ - 4:00 p.m./NBC-TV

Address: 1000 Fulton Avenue
Hempstead, N.Y. 11550
Phone: (516) 538-6600
Chairman of the Board: Leon Hess
VP/General Manager: Dick Steinberg
Head Coach: Bruce Coslet (18-31)
PR: Frank Ramos/Brooks Thomas
Stadium: Giants Stadium (76,891)
Playing Surface: AstroTurf
Division: AFC East
1992 Record: 4-12



NEW YORK JETS VS. MIAMI
(Regular Season)

RUSHING

NAME	G	ATT.	YDS.	AVG.	TD
Brad Baxter	6	58	217	3.7	4
Blair Thomas	4	37	170	4.6	0
Terrence Mathis	6	2	28	19.0	0
Johnny Johnson	1	11	27	2.5	0
Scottie Graham	1	11	24	2.2	0
Browning Nagle	1	3	20	6.7	0
Pat Chaffey	2	2	15	7.5	0
Rob Moore	6	2	13	6.5	0

RECEIVING

NAME	G	NO.	YDS.	AVG.	TD
Chris Burkett	14	30	414	13.8	2
Rob Moore	6	19	322	16.9	4
Mark Boyer	15	16	130	8.1	1
Terrence Mathis	6	9	129	14.3	0
Blair Thomas	4	7	48	6.9	0
Johnny Mitchell	2	6	98	16.3	1
Johnny Johnson	1	4	29	7.3	0
Brad Baxter	6	3	18	6.0	0
Jim Thornton	1	1	33	33.0	0
Dale Dawkins	4	1	6	6.0	0

PASSING

NAME	G	ATT.	CMP.	YDS.	PCT.	TD	INT.
Bomber Esiason	3	86	47	617	54.7	2	1
Browning Nagle	1	18	12	176	66.7	1	2

- In regular season action, Dan Marino has thrown for more career touchdown passes (47) and yards (5,438) against the Jets than any other single opponent. In addition, his career single-game highs for pass attempts (60 on 10/23/88), yards passing (521 on 10/23/88), touchdown passes (six on 9/21/86) and interceptions (five on 10/23/88) all came against the Jets.
- The Dolphins were 0-8 against the Jets before Don Shula arrived as Miami's head coach in 1970. Since that time, the Dolphins have posted a 27-18-1 record against New York in the regular season.
- The Dolphins lead the all-time series with the Jets by a 28-26-1 margin and the all-time regular season series by 27-26-1. Miami won the only playoff meeting between the teams by a 14-0 score on January 23, 1983 in the AFC Championship contest following the 1982 season. The Dolphins are 15-11-1 in the regular season in games played at home against the Jets, including a 3-3 mark in Joe Robbie Stadium.

PHILADELPHIA EAGLES

Sun., Nov. 14 at Philadelphia - 1:00 p.m. EST/NBC-TV

Address: Veterans Stadium
Broad Street and Pattison Ave.
Philadelphia, PA 19148
Phone: (215) 463-2500
Owner: Norman Braman
Director of Player Personnel: Joe Wolley
Head Coach: Rick Kotite (22-12)
PR: Ron Howard/Michael Gilbert
Stadium: Veterans Stadium (65,178)
Playing Surface: AstroTurf
Division: NFC East
1992 Record: 11-5



PHILADELPHIA EAGLES VS. MIAMI
(Regular Season)

RUSHING

NAME	G	ATT.	YDS.	AVG.	TD
Randall Cunningham	2	14	131	9.4	0
Herschel Walker	1	19	82	4.3	0
Heath Sherman	1	11	72	6.5	0
Keith Byars	2	17	67	3.9	0

RECEIVING

NAME	G	NO.	YDS.	AVG.	TD
Keith Byars	2	13	83	6.4	1
Roy Green	2	5	93	18.6	0
Mark Bavaro	2	5	44	8.8	0
Herschel Walker	1	4	74	18.5	1
Calvin Williams	1	2	56	28.0	1
Heath Sherman	1	2	23	11.5	0
Fred Barnett	1	1	10	10.0	0

PASSING

NAME	G	ATT.	CMP.	YDS.	PCT.	TD	INT.
Randall Cunningham	2	67	40	387	59.7	3	1

- Miami leads the all-time series against Philadelphia by a 5-2 margin, however the Eagles lead by a 2-1 margin in games played in Philadelphia.
- Dolphins' Head Coach Don Shula owns a record of 8-2 against the Eagles (5-2 with Miami from 1970-92 and 3-0 with the Baltimore Colts from 1963-69).
- This year's game between the Dolphins and Eagles is the eighth meeting between the two teams. In six of the previous seven games between Miami and Philadelphia, the home team has been victorious with the only road win in the series being a 28-10 win by the Dolphins on December 13, 1987, in Philadelphia's Veterans Stadium.

PITTSBURGH STEELERS

Mon., Dec. 13 at Miami - 9:00 p.m. EST/ABC-TV

Address: Three Rivers Stadium
300 Stadium Circle
Pittsburgh, PA 15212

Phone: (412) 323-1200

President: Daniel M. Rooney

Director of Football Operations: Tom Donahoe

Head Coach: Bill Cowher (11-6)

PR: Dan Edwards/Ron Miller

Stadium: Three Rivers Stadium (59,600)

Playing Surface: AstroTurf

Division: AFC Central

1992 Record: 11-5



PITTSBURGH STEELERS VS. MIAMI (Regular Season)

RUSHING

NAME	G	ATT.	YDS.	AVG.	TD
Merril Hoge	3	36	132	3.7	3
Warren Williams	2	16	117	7.3	0
Bubby Brister	3	7	32	4.6	0
Dwight Stone	3	4	8	2.0	0

RECEIVING

NAME	G	NO.	YDS.	AVG.	TD
Merril Hoge	3	9	59	6.6	0
Dwight Stone	3	2	19	9.5	0

PASSING

NAME	G	ATT.	CMP.	YDS.	PCT.	TD	INT.
Bubby Brister	3	62	28	342	45.2	0	3

- Miami owns a 2-0 record against the Steelers in games played on prime-time national television. The Dolphins earned a 30-26 win over Pittsburgh on Monday Night Football on December 3, 1973, in the Orange Bowl and a 30-10 win over the Steelers on Thursday night, September 10, 1981, in the OB.

- Miami leads in the all-time regular season series by a 7-4 margin and the all-time playoff series by a 2-1 count. The Dolphins have won six of the last eight meetings between the two clubs. In the playoffs, Miami defeated the Steelers on December 31, 1972, (21-17 at Pittsburgh) and on January 6, 1985, (45-28 at Miami), while dropping a 34-14 decision at Pittsburgh on December 30, 1979.
- Miami quarterback Dan Marino, a native of Pittsburgh, has faced the Steelers seven times in his career and is 5-2 vs. Pittsburgh. That record includes a 1-0 mark vs. the Steelers in the playoffs. He is 2-1 in games played in his native Pittsburgh against the Steelers.

SAN DIEGO CHARGERS

Mon., Dec. 27 at San Diego - 9:00 p.m. EST/ABC-TV

Address: Jack Murphy Stadium

P.O. Box 609609

San Diego, CA 92160-9609

Phone: (619) 280-2111

Chairman of the Board/President: Alex G. Spanos

General Manager: Bobby Beathard

Head Coach: Bobby Ross (12-6)

PR: Bill Johnson/Rob Boulware

Stadium: Jack Murphy Stadium (60,836)

Playing Surface: Grass

Division: AFC West

1992 Record: 11-5



SAN DIEGO CHARGERS VS. MIAMI (Regular Season)

RUSHING

NAME	G	ATT.	YDS.	AVG.	TD
Ronnie Harmon	9	65	302	4.6	1
Marion Butts	1	14	46	3.3	0

RECEIVING

NAME	G	NO.	YDS.	AVG.	TD
Ronnie Harmon	9	25	241	9.6	2
Brian Brennan	4	13	156	12.0	0
Anthony Miller	1	4	69	17.3	0
Derrick Walker	1	3	21	7.0	0
Nate Lewis	1	2	27	13.5	0
Shawn Jefferson	1	1	29	29.0	0

PASSING

NAME	G	ATT.	CMP.	YDS.	PCT.	TD	INT.
John Friesz	1	25	17	185	68.0	2	0

- Miami will travel to the San Diego Chargers for a Monday Night Football contest which will mark the third time in team history that the Dolphins will play a MNF game on the west coast. Miami's two previous west coast prime time games were both at the Raiders as Miami lost by a 13-3 score at Oakland on October 8, 1979, and by a 27-14 margin at Los Angeles on September 19, 1983.
- Miami will face San Diego in a prime-time contest for just the second time in team history. The Dolphins dropped a 27-24 decision in overtime against the Chargers on Thursday night, November 20, 1980, in the Orange Bowl.
- The Chargers lead the regular season series by a 9-5 margin, including a 6-2 advantage in game played in San Diego. Overall, Miami is 9-14 in games played on the west coast and hold records of 1-6 at the Raiders, 3-0 at the Rams, 2-6 at the Chargers, 2-1 at the 49ers and 1-1 at the Seahawks.

WASHINGTON REDSKINS

Sat., Aug. 14 at Miami (preseason) - 8:00 p.m. EDT/WCIX-TV
 Mon., Oct. 4 at Miami - 9:00 p.m. EDT/ABC-TV

Address: Redskin Drive
 Dulles International Airport
 Washington, D.C. 20041

Phone: (703) 478-8900

Chairman of the Board/CEO: Jack Kent Cooke

General Manager: Charley Casserly

Head Coach: Richie Petitbon (0-0)

PR: Charlie Dayton/Mike McCall

Stadium: RFK Stadium (55,677)

Playing Surface: Grass

Division: NFC East

1992 Record: 9-7



WASHINGTON REDSKINS VS. MIAMI (Regular Season)

RUSHING

NAME	G	ATT.	YDS.	AVG.	TD
Earnest Byner	2	45	215	4.8	3
Gerald Riggs	2	43	197	4.6	2
Brian Mitchell	1	7	36	5.1	0
Mark Rypien	1	4	8	2.0	0

RECEIVING

NAME	G	NO.	YDS.	AVG.	TD
Art Monk	3	17	188	11.1	2
Earnest Byner	2	8	97	12.1	1
Gary Clark	2	6	120	20.0	0
Ricky Sanders	2	6	64	10.7	0
Tim McGee	2	4	88	22.0	0
Don Warren	4	4	64	16.0	0
Gerald Riggs	2	2	22	11.0	0
Gary Wilkins	2	1	13	13.0	0

PASSING

NAME	G	ATT.	CMP.	YDS.	PCT.	TD	INT.
Mark Rypien	1	28	21	245	75.0	3	1

- Miami leads the all-time preseason series against Washington by a 5-4 margin and the regular season series by a 4-2 count.
- This is the first time in the history of the Dolphins that Miami will play the Redskins in both the preseason and regular season during the same year.
- Miami and Washington have battled in two Super Bowls. The Dolphins won Super Bowl VII on January 14, 1973, by a 14-7 score to preserve the NFL's only perfect season. The teams battled again for the NFL crown in Super Bowl XVII on January 30, 1983, with Washington winning the contest by a 27-17 score.



DOLPHIN FACT

Heading into 1992, Miami has not been shut out at home in regular season or playoff action since October 25, 1970, against the Cleveland Browns (28-0), the second-longest such streak in the AFC. Denver has never been whitewashed in Mile High Stadium since the team began play in the AFL in 1960.

1992 FINAL STANDINGS

AMERICAN FOOTBALL CONFERENCE

EASTERN DIVISION

	W	L	T	Pct.	PF	PA
Miami	11	5	0	.688	340	281
* Buffalo	11	5	0	.688	381	283
Indianapolis	9	7	0	.563	216	302
N.Y. Jets	4	12	0	.250	220	315
New England	2	14	0	.125	205	363

CENTRAL DIVISION

	W	L	T	Pct.	PF	PA
Pittsburgh	11	5	0	.688	299	225
* Houston	10	6	0	.625	352	258
Cleveland	7	9	0	.438	272	275
Cincinnati	5	11	0	.313	274	365

WESTERN DIVISION

	W	L	T	Pct.	PF	PA
San Diego	11	5	0	.688	354	241
* Kansas City	10	6	0	.625	348	282
Denver	8	8	0	.500	262	329
L.A. Raiders	7	9	0	.438	249	281
Seattle	2	14	0	.125	140	312

NATIONAL FOOTBALL CONFERENCE

EASTERN DIVISION

	W	L	T	Pct.	PF	PA
Dallas	13	3	0	.813	409	243
* Philadelphia	11	5	0	.688	354	245
* Washington	9	7	0	.563	276	296
N.Y. Giants	6	10	0	.375	306	367
Phoenix	4	12	0	.250	243	332

CENTRAL DIVISION

	W	L	T	Pct.	PF	PA
Minnesota	11	5	0	.688	374	249
Green Bay	9	7	0	.563	276	296
Detroit	5	11	0	.313	273	332
Tampa Bay	5	11	0	.313	267	265
Chicago	5	11	0	.313	295	361

WESTERN DIVISION

	W	L	T	Pct.	PF	PA
San Francisco	14	2	0	.875	431	236
* New Orleans	12	4	0	.750	330	202
Atlanta	6	10	0	.375	327	414
L.A. Rams	6	10	0	.375	313	383

*Wild Card for playoffs

PLAYOFFS

AFC FIRST ROUND

BUFFALO 41, Houston 38 (OT)

NFC FIRST ROUND

SAN DIEGO 17, Kansas City 0
 Philadelphia 36, NEW ORLEANS 20
 Washington 24, MINNESOTA 7

AFC DIVISIONAL

MIAMI 31, San Diego 0

NFC DIVISIONAL

Buffalo 24, PITTSBURGH 3
 DALLAS 34, Philadelphia 10
 SAN FRANCISCO 20, Washington 13

AFC CHAMPIONSHIP

Buffalo 29, MIAMI 10

NFC CHAMPIONSHIP

Dallas 30, SAN FRANCISCO 20

SUPER BOWL XXVII

DALLAS 52, Buffalo 17

PRO BOWL

AFC 23, NFC 20 (OT)

DOLPHINS ON THE ROAD

(Tentative)

ATLANTA FALCONS (Preseason) – August 6

7:30 p.m. EDT
Depart: Thurs., 8/5 at 7:00 p.m. EDT on Delta charter
 Arrive Atlanta at 8:45 p.m. EDT
Return: Fri., 8/6 at 12:00 a.m. EDT on Delta charter
 Arrive Fort Lauderdale at 1:45 a.m. EDT (8/7)
Airport: Hartsfield International
Hotel: Airport Hilton (night of 8/5)
 (404) 767-9000

DENVER BRONCOS (Preseason) – August 20

8:00 p.m. EDT
Depart: Thurs., 8/19 at 4:00 p.m. EDT on Delta charter
 Arrive Denver at 5:45 p.m. MDT
Return: Fri., 8/20 at 10:30 p.m. MDT on Delta charter
 Arrive Fort Lauderdale at 4:00 a.m. EDT (8/21)
Airport: Stapleton International
Hotel: Stouffer Concourse (night of 8/19)
 (303) 399-7500

INDIANAPOLIS COLTS – September 5

1:00 p.m. EDT
Depart: Sat., 9/4 at 4:00 p.m. EDT on Delta charter
 Arrive Indianapolis at 5:25 p.m. EST
Return: Sun., 9/5 at 4:30 p.m. EST on Delta charter
 Arrive Fort Lauderdale at 7:55 p.m. EDT
Airport: Indianapolis International
Hotel: Westin Hotel (night of 9/4)
 (317) 262-8100

BUFFALO BILLS – September 26

1:00 p.m. EDT
Depart: Sat., 9/25 at 9:45 a.m. EDT on Delta charter
 Arrive Buffalo at 12:25 p.m. EDT
Return: Sun., 9/26 at 5:30 p.m. EDT on Delta charter
 Arrive Fort Lauderdale at 8:20 p.m. EDT
Airport: Buffalo International
Hotel: Buffalo Marriott (night of 9/25)
 (716) 689-6900

CLEVELAND BROWNS – October 10

1:00 p.m. EDT
Depart: Sat., 10/9 at 9:45 a.m. EDT on Delta charter
 Arrive Cleveland at 12:25 p.m. EDT
Return: Sun., 10/10 at 5:30 p.m. EDT on Delta charter
 Arrive Fort Lauderdale at 8:10 p.m. EDT
Airport: Cleveland Hopkins International
Hotel: Marriott Society Center (night of 10/9)
 (216) 696-9200

NEW YORK JETS – November 7

4:00 p.m. EST
Depart: Sat., 11/6 at 9:45 a.m. EST on Delta charter
 Arrive Newark, N.J., at 12:25 p.m. EST
Return: Sun., 11/7 at 8:30 p.m. EST on Delta charter
 Arrive Fort Lauderdale at 11:10 p.m. EST
Airport: Newark International
Hotel: Meadowlands Hilton (night of 11/6)
 (201) 348-6900

PHILADELPHIA EAGLES – November 14

1:00 p.m. EST
Depart: Sat., 11/13 at 4:00 p.m. EST on Delta charter
 Arrive Philadelphia at 6:40 p.m. EST
Return: Sun., 11/14 at 5:30 p.m. EST on Delta charter
 Arrive Fort Lauderdale at 8:10 p.m. EST
Airport: Philadelphia International
Hotel: Hyatt Cherry Hill (night of 11/13)
 (609) 882-1234

DALLAS COWBOYS – November 25

4:00 p.m. EST
Depart: Sat., 11/24 at 4:00 p.m. EST on Delta charter
 Arrive Dallas at 5:55 p.m. CST
Return: Sun., 11/25 at 7:30 p.m. CST on Delta charter
 Arrive Fort Lauderdale at 11:30 p.m. EST
Airport: Dallas/Fort Worth International
Hotel: Summit Hotel (night of 11/24)
 (214) 243-3363

SAN DIEGO CHARGERS – December 27

9:00 p.m. EST
Depart: Sat., 12/25 at 6:00 p.m. EST on Delta charter
 Arrive San Diego at 7:15 p.m. PST
Return: Mon., 12/27 at 10:30 p.m. PST on Delta charter
 Arrive Fort Lauderdale at 6:10 a.m. EST (12/28)
Airport: San Diego International
Hotel: Marriott Mission Valley (nights of 12/25-12/26)
 (619) 692-3800

NEW ENGLAND PATRIOTS – January 2

1:00 p.m. EST
Depart: Sat., 1/1 at 9:45 a.m. EST on Delta charter
 Arrive Providence, R.I., at 12:25 p.m. EST
Return: Sun., 1/2 at 5:30 p.m. EST on Delta charter
 Arrive Fort Lauderdale at 8:20 p.m. EST
Airport: T.F. Green
Hotel: Hilton at Dedham (night of 1/1)
 (617) 329-7900



DOLPHIN FACT

Dolphins kicker Garo Yepremian is the only player in Miami history to be named as Most Valuable Player in the NFL's annual Pro Bowl contest. On Jan. 20, 1974, Yepremian booted five field goals to account for all of the AFC's scoring in a 15-13 win.



DOLPHIN FACT

In the 1984 season, the Dolphins established a number of NFL season records, including most yards gained (6,936), most yards gained by passing (5,018), most first downs (387), most touchdowns (70), most passing touchdowns (49) and most PATs (66).

DOLPHINS ON THE AIR

WIOD

In 1993, the Miami Dolphins' radio network will consist of over 35 radio stations (over 80 markets) with Miami's WIOD (610 AM) again serving as the flagship station. WIOD has been the originator of Dolphin broadcasts since the team's 1966 inception.

Known for its outstanding sports programming, WIOD's Dolphin coverage is among the most comprehensive in the NFL, including camp reports before the season begins, daily Dolphin updates, the weekly Don Shula Show along with "Sportstalk 610: Dolphin Edition," and over eight hours of game-day coverage beginning four hours before each kickoff.

Handling the play-by-play will be "The Voice of the Dolphins," Rick Weaver, who enters his 23rd season with the Dolphins and his 30th year of calling NFL action. This will be the final season for Weaver behind the WIOD microphone, as the popular broadcaster announced his retirement effective at the conclusion of the campaign at the club's annual awards banquet on May 6th. Weaver, who is famous for starting the "white handkerchief" in 1971, previously broadcast games for Dallas, Chicago, and San Francisco. Weaver is a ten-time recipient of the Florida Sportscaster of the Year award.

Weaver was selected as an honorary member of the Miami Dolphin fans' 25th anniversary team as the club's broadcaster. A native of Toledo, Ohio, the Ohio State graduate resides in Okolona, MS.

Joining Weaver in the booth will be analyst and ex-Dolphin favorite Jim Mandich, who also will host the weekly Don Shula Show heard Friday nights on WIOD. Mandich, in his second year as the color commentator on WIOD's game broadcasts, was a member of the Dolphins' 1972 club that was the NFL's only undefeated team. In his eight seasons as a Dolphin tight end (1970-77), Mandich caught 121 passes for 1,406 yards (11.6 yards per catch) with 23 touchdowns and ranks 14th in Dolphin team history in receiving and tied for 16th in club annals in scoring with 138 points.



Rick Weaver



Jim Mandich

Following is a list of radio stations on the Dolphin Network in 1993:

Apopka.....	WQBQ, 1410 AM	Marco Island.....	WNOG, 1270 AM
Arcadia.....	WJCM, 960 AM	Melbourne.....	WWHL, 1350 AM
Atlantic Beach.....	WNZS, 930 AM	Miami.....	WIOD, 610 AM
Avon Park.....	WJCM, 960 AM	Moore Haven.....	WBGF, 93.5 FM
Bartow.....	WWBF, 1130 AM	Naples.....	WNOG, 1270 AM
Belle Glade.....	WBGF, 93.5 FM	New Port Richey.....	WSUN, 620 AM
Boca Raton.....	WIOD, 610 AM	New Smyrna Beach.....	WELE, 1380 AM
Bradenton.....	WSUN, 620 AM	Ocala.....	WTMC, 1290 AM
Cape Coral.....	WENG, 1530 AM	Okeechobee.....	WJCM, 960 AM
Clearwater.....	WSUN, 620 AM	Orlando.....	WGTO, 540 AM
Clewiston.....	WBGF, 93.5 FM	Ormond Beach.....	WELE, 1380 AM
Cocoa.....	WWHL, 1350 AM	Palatka.....	WFOY, 1240 AM
Cocoa Beach.....	WWHL, 1350 AM	Palmetto.....	WSUN, 620 AM
Daytona Beach.....	WELE, 1380 AM	Panama City.....	WLTG, 1430 AM
Deland.....	WGTO, 540 AM	Plant City.....	WSUN, 620 AM
Disney World.....	WGTO, 540 AM	Ponte Vedra Beach.....	WNZS, 930 AM
Engelwood.....	WENG, 1530 AM	Port Charlotte.....	WENG, 1530 AM
Eustis.....	WTMC, 1290 AM	Punta Gorda.....	WENG, 1530 AM
Ft. Lauderdale.....	WIOD, 610 AM	St. Augustine.....	WFOY, 1240 AM
Ft. Myers.....	WINK, 1240 AM	St. Petersburg.....	WSUN, 620 AM
Ft. Pierce.....	WIRA, 1400 AM	Sanford.....	WGTO, 540 AM
Ft. Walton Beach.....	WFTW, 1260 AM	Sarasota.....	WAMR, 1320 AM
Gainesville.....	WGGG, 1230 AM	Sebring.....	WJCM, 960 AM
Haines City.....	WIPC, 1280 AM	South Bay.....	WBGF, 93.5 FM
Hollywood.....	WIOD, 610 AM	Stuart.....	WSTU, 1450 AM
Jacksonville.....	WNZS, 930 AM	Tallahassee.....	WTAL, 1450 AM
Key West.....	WKIZ, 1500 AM	Tampa.....	WSUN, 620 AM
Kissimmee.....	WGTO, 540 AM	Titusville.....	WWHL, 1350 AM
La Belle.....	WBGF, 93.5 FM	Vero Beach.....	WTTB, 1490 AM
Lake City.....	WQHL, 98.1 FM	Venice.....	WAMR, 1320 AM
Lakeland.....	WWBF, 1130 AM	Wauchula.....	WAUC, 1310 AM
Lake Wales.....	WIPC, 1280 AM	West Palm Beach.....	WIOD, 610 AM
Leesburg.....	WQBQ, 1410 AM	Wildwood.....	WTMC, 1290 AM
Live Oak.....	WQHL, 98.1 FM	Winter Haven.....	WWBF, 1130 AM
Madison.....	WQHL, 98.1 FM	Winter Park.....	WGTO, 540 AM
Marathon.....	WIOD, 610 AM		

WQBA

For the 12th straight year, the Dolphins' South Florida Latin fans will be able to follow the team home and away on WQBA (1140 AM). The 1993 season marks the ninth year of the shift over to WQBA's AM outlet.

Rene Giraldo, who has been a part of WQBA's broadcasts for all 12 seasons, will handle the play-by-play for his eighth straight year after previously serving as a color analyst. He will again be joined in the booth by veteran analyst Eduardo Lujan, who has served as the producer and color commentator on the Dolphins' Spanish broadcasts since their inception, and by Roly Martin, also a long-time member of the broadcast team.



Eduardo Lujan (left), Roly Martin (center) and Rene Giraldo (right).

SUNSHINE NETWORK

"Miami Dolphins Monday Night Magazine", the live weekly magazine program of the Miami Dolphins that is produced and distributed in association with Sunshine Network, enters its fourth season in 1993.

The one-hour show is broadcast live in prime time at 7:00 PM every Monday night during the football season to Sunshine Network's statewide television audience of three million cable homes. When it premiered three years ago, it was Florida's first regularly scheduled and locally originated statewide live television sports talk show.

"Miami Dolphins Monday Night Magazine" features current Dolphin players, coaches, and executives as well as prominent print and broadcast personalities and former Dolphin greats in a lively discussion. The program also includes game highlights, behind the scenes team features, a viewer call-in segment, fan features, and a preview of the Dolphins' upcoming game.

Sunshine Network is Florida's largest regional cable network (and the third largest in the nation), providing high-quality sports and public affairs programming to three million homes across the state, including over one million in the greater Miami area.

PRESEASON TELEVISION

One of the Dolphins' four preseason games in 1993 will be telecast on a national basis on NBC-TV, while the other three games will be broadcast in Miami on WCIX-TV (Channel 6). In addition, as part of the three-year agreement between WCIX-TV and the Dolphins, those three contests also will be telecast by WPEC-TV (Channel 12) in West Palm Beach.

The Dolphins will make their only national television appearance of the preseason on Friday, August 20th when they travel to Denver to play the Broncos in Mile High Stadium in a game that will be broadcast coast-to-coast by NBC-TV beginning at 8:00 PM ET.

The Dolphins' first road preseason game, on Friday, August 6th against the Atlanta Falcons in Atlanta, will be telecast live from the Georgia Dome by WCIX and WPEC at 7:30 PM. In addition, the Dolphins' two home preseason games, on Saturday, August 14th against the Washington Redskins and Saturday, August 28th against the New York Giants, will be telecast by WCIX and WPEC. Those two games will be shown live at 8:00 PM if they are sold out 72 hours in advance of game time; otherwise they will be broadcast on a delayed basis.

This year marks the third season of a three-year co-venture between the Dolphins and WCIX-TV, whereby that station will produce the game action coverage and jointly broadcast the games with WPEC-TV. It also is the 11th consecutive season that WCIX has telecast Dolphin preseason games. ESPN sports broadcaster Brad Nessler will handle the play-by-play for the WCIX telecasts. He was the play-by-play commentator for two Dolphin preseason games on WCIX-TV last year, and has broadcast a variety of events in his career that included two years at CBS Sports before joining ESPN in September, 1992. Former Dolphin great and Pro Football Hall of Famer Bob Griese, a member of ABC-TV's broadcast team for college football, returns as the color analyst for the WCIX telecasts. WCIX-TV sports anchors Khambrel Marshall and Steve Shapiro will host the pregame, postgame, and halftime shows during those telecasts. Mac McDonald returns as the producer for WCIX.

512

DATE	OPPONENT	BROADCAST	TIME (EDT)
Fri., Aug. 6	at Atlanta	WCIX (Miami)*	7:30 PM
Sat., Aug. 14	WASHINGTON	WCIX (Miami)*	8:00 PM#
Fri., Aug. 20	at Denver	NBC (national)	8:00 PM
Sat., Aug. 28	N.Y. GIANTS	WCIX (Miami)*	8:00 PM#

* Game also will be televised by WPEC-TV in West Palm Beach.

Game will be broadcast live if sold out 72 hours in advance of game time; otherwise it will be telecast on a delayed basis.

COVERING THE DOLPHINS

WRITERS REGULARLY ASSIGNED TO CLUB

SCOTT FOWLER, Miami Herald (AM), One Herald Plaza (33132-1693), 376-3491.

JASON COLE, Fort Lauderdale Sun-Sentinel (AM), 200 E. Las Olas Blvd, Fort Lauderdale (33301-2293), 1-356-4655.

ARMANDO SALGUERO, Palm Beach Post (AM) and Evening Times (PM), 2751 South Dixie Highway, West Palm Beach (33405), 407/820-4440.

KEVIN KAMINSKI, Fort Myers News Press (AM), P.O. Box 10, Fort Myers (33902), 813/335-0359.

LUIS PEREZ, El Herald (AM), One Herald Plaza (33132-1693), 376-3548.

OTHER FLORIDA WRITERS

CHUCK MULLING, Tampa Tribune (AM), 202 S. Parker, Tampa (33606), 813/272-7655.

RANDY CREMER, St. Petersburg Times (AM), 490 1st Ave. S., St. Petersburg (33731), 813/893-8111.

LYDIA HINSHAW, Daytona Beach News Journal, P.O. Box 431, Daytona Beach (32015), 904/252-1511.

NEWS ORGANIZATIONS

MIAMI HERALD (AM), One Herald Plaza (33132-1693), 376-3500. S.E./Columnist-Edwin Pope, Exec. S.E.-Paul Anger, Columnist-Bob Rubin, Greg Cote, Gary Long, Scott Price. TV Sports-Barry Jackson.

FORT LAUDERDALE SUN-SENTINEL (AM), 200 E. Las Olas Blvd., Fort Lauderdale (33301-2293), 1-356-4647 (Miami Telephone 947-2632). Exec. S.E.-Fred Turner, Columnist-Dave Hyde, Larry Dorman, Mike Mayo, Charles Bricker, Craig Davis, Chris Lazzarino, Randy Mell, TV Sports-Jorge Millian.

PALM BEACH POST (AM) and EVENING TIMES (PM), 2751 South Dixie Highway, West Palm Beach (33405), 407/820-4440 (Miami Telephone: 949-8131). Exec. S.E.-Steve Moore. Columnist-Dan Moffett, Dave George, Tim Rosaforte, Brian Biggane, Jeff Miller, Victor Lee, Craig Dolch.

FORT MYERS NEWS PRESS (AM), P.O. Box 10, Fort Myers (33902), 813/335-0358. Exec. S.E.-Sam Cook, Columnist-Brian White, Scott Korzenowski, Damian Cristodero.

ASSOCIATED PRESS, 9100 N.W. 36th Street (33178), 594-5825. Steve Wine, Will Lester, Fred Goodall 813/223-3270.

UNITED PRESS INTERNATIONAL, 2100 Coral Way (33145), 285-1550. Les Kjos, Frank Eidge.

BOCA RATON NEWS (AM), P.O. Box 580, Boca Raton (33429), 407/338-4950 (Miami Telephone: 944-0397). Vn Mannix, Rick Mewhirter.

DOLPHIN DIGEST (Weekly), P.O. Box 6600, (33252), 594-0508. Editor-Andy Cohen, Tom Curtis, Alain Poupart, Marc Burns, Bill Daley.

FLAGSHIP RADIO STATIONS

WIOD Radio (610 AM), 1401 79 Street Causeway (33141) 759-4311. Rick Weaver, Sonny Hirsch, Jim Mandich, Jeff DeForrest, Kim Bokamper.

WQBA Radio (Spanish, 1140 AM), 2828 Coral Way (33145), 447-1140. Rene Giraldo, Eduardo Lujan, Roly Martin.

TELEVISION STATIONS

WTVJ-TV (NBC, Channel 4), 316 North Miami Avenue (33128), 377-3171. Sports Dir.-Tony Segreto, Ned Smith, Hank Goldberg, Karie Ross, Bernie Rosen.

WCIX-TV (CBS, Channel 6), 8900 N.W. 18th Terrace (33172) 593-0606, 471-6751. Sports Dir.-Khambrel Marshall, Steve Shapiro, Ricky Sierra.

WPLG-TV (ABC, Channel 10), 3900 Biscayne Boulevard (33137), 325-2355. Sports Dir. - Jimmy Cefalo, Frank Forte, Jon Frankel, Steve Alvarez, Steve Gottsegen.

513

WSVN-TV (Independent, Channel 7), 1401 79 Street Causeway (33141), 795-2719. Sports Dir.-Jim Berry, Jay Huyler. Debbie Kaufman, Barry Orr, Pete Hofener.

WLTW-TV (Spanish, Channel 23), 2103 Coral Way (33145), 285-9588, Sports Dir.-Raul Striker, Jorge Hidalgo.

WSCV-TV (Spanish, Channel 51), 2470 W. 8th Ave., Hialeah (33010), 888-5151. Arturo Polo.

WPTV-TV (NBC, Channel 5) P.O. Box 610, Palm Beach, (33480), 407/665-5455. (Miami Telephone: 949-0789). Sports Dir.-Pat Murphy, Scott Babler.

WPEC-TV (CBS, Channel 12), Fairfield Drive, West Palm Beach (33407), 407/844-1212. (Miami Telephone: 944-5060). Sports Dir.-Dan Oliver.

WPBF-TV (ABC Channel 25), 3970 RCA Blvd., Suite 7007, Palm Beach Gardens (33410), 407/694-2525. Sports Dir.-Marc Goldberg, Craig Minervini, Rich Tucker.

SUNSHINE NETWORK, 390 N. Orange Ave., Suite 275, Orlando (32801), 407/648-1150. Paul Kennedy, Jeff DeMoss, Thom Hastings.

RADIO STATIONS

WGAM Radio (560 AM), 9881 Sheridan St., Hollywood (33024), 1-431-6200. John Moynihan, Hank Goldberg, Dave LaMont, Jimmy Cefalo, Joe Zagacki.

WINZ Radio (940 AM), 4330 N.W. 207th Drive (33055), 624-6307. Sports Dir.-Ron Harrison, Ed Kaplan, Phil Litzman.

WSBR Radio (740 AM), 5700 N. Federal Highway, Boca Raton (33468), 407/997-0074. Sports Dir.-Jack Armpriester, Al Lombardo.

MEDIA INFORMATION

CREDENTIALS: Media representatives who do not have press credentials for the entire season (but will be working for an accredited media outlet on an immediate deadline) may request them on a single-game basis. Written credential requests must be made at least four working days in advance to: Harvey Greene, Director of Media Relations, Miami Dolphins, Joe Robbie Stadium, 2269 N.W. 199th St., Miami, FL 33056 (305-623-6262). Reserved credentials can be picked up at the press gate, located outside Gate G of Joe Robbie Stadium, on the day of the game.

PHOTOGRAPHERS: Photographers with accredited media outlets on an immediate deadline may request credentials on a single-game basis from the Dolphins' media relations department. Credentials **WILL NOT** be issued to freelance photographers unless granted special approval by the Dolphins. Field photographers are reminded to remain outside of the bench area.

PRESS BOX: To get to the Joe Robbie Stadium press box, enter at Gate G. Go through two sets of doors and take the exclusive press elevator to the press box. There are two levels: working press (level 2) and TV/radio/coaches booths (level 3). Stairs and the elevator connect both levels. Only credentials issued by the Dolphins or the Professional Football Writers of America will be honored for admittance to Joe Robbie Stadium.

LOCKER ROOMS: Admission to the home and visiting locker rooms is governed by each individual team. Only media representatives with proper credentials, granting locker room access or those stamped with "Locker Room Access," will be admitted. No one will be admitted to the locker rooms prior to the game. Both teams' locker rooms are located on ground level on the west side of the stadium. From the press box, take the elevator to ground level. Out of the elevator follow corridor to the left and go a quarter of the way around the stadium to locker rooms and interview room.

INTERVIEW ROOM: Coach Shula will hold his post-game press conference immediately following the conclusion of the game in the interview room, which is located on the ground level in the west side of the stadium. From the press box, take the elevator to the ground level. Out of the elevator follow corridor to the left and go a quarter way around the stadium. Turn left into corridor before locker room to interview room.

PARKING: Press parking at Joe Robbie Stadium is very limited. All parking requests must be directed to Harvey Greene, Director of Media Relations, (305-623-6262).

TELEPHONES: Any media member desiring to have their own press box telephone line must order it directly from Thania Diaz, Southern Bell Special Services (lines) at (305) 780-2830. Instruments can be ordered from the Dolphins' media relations department. (305-623-6262).

COPY TRANSMISSION: Copy transmission is available at every Dolphin home game. The transmission representative is Tim Lippman, 16541 Blatt Blvd., Apt. 203, Ft. Lauderdale, FL 33326 (305-384-0620).

FIELD ACCESS: Only working newspaper and TV photographers and club/stadium officials are permitted on the field during the game. Press box passes will not be honored for field admittance at any time, except when there are less than six minutes remaining in the game. At that point all non-photographers are required to remain behind the endzone and only (no sideline access) outside the yellow restraining boundary line.

ADVANCING: Generally, the Dolphins request that the opposing team's media relations representative visit training camp on Wednesday to coincide with the weekly media conference call.

PRACTICE: Regular-season practice sessions usually are held at 4:00 p.m. Mondays, 2:00 p.m. Wednesday through Friday, and at 11:00 a.m. on Saturday (home games). Practices normally are closed to out-of-town media unless special permission is granted by the coaching staff. To request permission, or to arrange any interviews, contact the Dolphins' media relations department. The team locker room is open to the media for 45 minutes (lunchtime) Monday and Wednesday through Friday. The players are off on Tuesdays.

FOR MORE INFO: For more information on the Dolphins, contact the media relations department: Harvey Greene, Director of Media Relations, Scott Stone, Assistant Director; and Gayle Baden, secretary. Office phone is (305) 623-6262, night numbers are (305) 623-6271/623-6132 and training camp PR numbers are (305) 452-7010 and (305) 452-7000-switchboard.

TRAINING CAMP: The Dolphins practice at Nova University during both the preseason and regular season. The campus is located in Davie at 7500 S.W. 30th Street.

DIRECTIONS

FT. LAUDERDALE TO TRAINING CAMP: From the north, take I-95 South to I-595 West. Take I-595 West to University Drive exit. Proceed off exit and turn left onto University Drive (going south). Go past three traffic lights to S.W. 30th Street and turn left. Entrance to facility is 300 yards on right.

MIAMI AIRPORT TO TRAINING CAMP: From the airport, take 836 West to 826 North. Follow 826 North to exit for Florida Turnpike North. Take Turnpike North to I-595 West. Take I-595 West to University Drive exit. Proceed off exit and turn left onto University Drive (going south). Go past three traffic lights to S.W. 30th Street and turn left. Entrance to facility is 300 yards on right.

FROM THE SOUTH TO TRAINING CAMP: From the south, take I-95 North to I-595 West. Take I-595 West to University Drive exit. Proceed off exit and turn left onto University Drive (going south). Go past three traffic lights to S.W. 30th Street and turn left. Entrance to facility is 300 yards on right.

FT. LAUDERDALE TO STADIUM: Take I-595 West to Florida Turnpike South. Take Turnpike South nine miles to Exit 2 (N.W. 199th Street/Honey Hill Road). Proceed off exit to 199th Street and make right. Enter parking Gate 4.

MIAMI AIRPORT TO STADIUM: Take I-95 North to Ives Dairy Road. Proceed west for five miles (name of road changes to 199th Street) and stadium is on right. Enter parking Gate 4.

MEDICAL GLOSSARY

AC Joint – Acromioclavicular joint; joint of the shoulder where acromion process of the scapula and the distal end of the clavicle meet; most shoulder separations occur at this point.

Abduct – Movement of any extremity away from the midline of the body. This action is achieved by an abductor muscle.

Abrasion – Any injury which rubs off the surface of the skin.

Abscess – An infection which produces pus; can be the result of a blister, callus, penetrating wound or laceration.

Adduct – Movement of an extremity toward the midline of the body. This action is achieved by an adductor muscle.

Adhesion – Abnormal adherence of collagen fibers to surrounding structures during immobilization following trauma or as a complication of surgery which restricts normal elasticity of the structures involved.

Aerobic – Exercise in which energy needed is supplied by oxygen inspired and is required for sustained periods of vigorous exercise with a continually high pulse rate.

Anabolic Steroids – Steroids that promote tissue growth by creating protein in an attempt to enhance muscle growth. The main anabolic steroid is testosterone (male sex hormone).

Anaerobic – Exercise without use of oxygen as an energy source; short bursts of vigorous exercises.

Anaphylactic Shock – Shock that is caused by an allergic reaction.

Anterior Compartment Syndrome – Condition in which swelling within the anterior compartment of the lower leg jeopardizes the viability of muscles, nerves and arteries that serve the foot. In severe cases, emergency surgery is necessary to relieve the swelling and pressure.

Anterior Cruciate Ligament (ACL) – A primary stabilizing ligament within the center of the knee joint that prevents hyperextension and excessive rotation of the joint. A complete tear of the ACL necessitating reconstruction could require up to 12 months of rehabilitation.

Anterior Talofibular Ligament – A ligament of the ankle that connects the fibula (lateral ankle bone) to the talus. This ligament is oft times subject to sprain.

Anti-Inflammatory – Any agent which prevents inflammation, such as aspirin or ibuprofen.

Anterogram – A film demonstrating arteries after injection of a dye.

Arthrogram – X-ray technique for joints using air and/or dye injected into the affected area; useful in diagnosing meniscus tears of the knee and rotator cuff tears of the shoulder.

Arthroscope – An instrument used to visualize the interior of a joint cavity.

Arthroscopy – A surgical examination of the internal structures of a joint by means for viewing through an arthroscope. An arthroscopic procedure can be used to remove or repair damaged tissue or as a diagnostic procedure in order to inspect the extent of any damage or confirm a diagnosis.

Aspiration – The withdrawal of fluid from a body cavity by means of a suction or siphonage apparatus, such as a syringe.

Atrophy – To shrivel or shrink from disuse, as in muscular atrophy.

Avascular Necrosis – Death of a part due to lack of circulation.

Avulsion – The tearing away, forcibly, of a part or structure.

Baker's Cyst – Localized swelling of a bursa sac in the posterior knee as a result of fluid that has escaped from the knee capsule. A Baker's cyst indicates that there is a trauma inside the knee joint that leads to excessive fluid production.

Bone Scan – An imaging procedure in which a radioactive-labeled substance is injected into the body to determine the status of a bony injury. If the radioactive substance is taken up the bone at the injury site, the injury will show as a "hot spot" on the scan image. The bone scan is particularly useful in the diagnosis of stress fractures.

Brachial Plexus – Network of nerves originating from the cervical vertebrae and running down to the shoulder, arm, hand, and fingers.

Bruise – A discoloration of the skin due to an extravasation of blood into the underlying tissues.

Bursa – A fluid-filled sac that is located in areas where friction is likely to occur, then minimizes the friction; for example between a tendon and bone.

Capsule – An enclosing structure which surrounds the joint and contains ligaments which stabilize that joint.

Cartilage – Smooth, slippery substance preventing two ends of bones from rubbing together and grating.

CAT Scan – Use of a computer to produce a cross sectional view of the anatomical part being investigated from X-ray data.

Cellulitis – Inflammation of cellular or connective tissue.

Cervical Vertebrae – Group of seven vertebrae located in the neck.

Charley Horse – A contusion or bruise to any muscle resulting in intramuscular bleeding. No other injury should be called a charley horse.

Colles' Fracture – A fracture of the distal end of the radius with the lower end being displaced backward.

Concentric Muscle Contraction – A shortening of the muscle as it develops tension and contracts to move a resistance.

Concussion – Jarring injury of the brain resulting in dysfunction. It can be graded as mild, moderate or severe depending on loss of consciousness, amnesia and loss of equilibrium.

Contusion – An injury to a muscle and tissues caused by a blow from a blunt object.

Cortical Steroids – Used to suppress joint inflammation.

Costochondral – Cartilage that separates the bones within the rib cage.

Cryokinetics – Treatment with cold and movement.

Cryotherapy – A treatment with the use of cold.

Cyst – Abnormal sac containing liquid or semi-solid matter.

Degenerative Joint Disease – Changes in the joint surfaces as a result of repetitive trauma.

Deltoid Ligament – Ligament that connects the tibia to bones of the medial aspect of the foot and is primarily responsible for stability of the ankle on the medial side. Is sprained less frequently than other ankle ligaments.

Deltoid Muscle – Muscles at top of the arm, just below the shoulder, responsible for shoulder motions to the front, side and back.

Disc, Intervertebral – A flat, rounded plate between each vertebrae of the spine. The disc consists of a thick fiber ring which surrounds a soft gel-like interior. It functions as a cushion and shock absorber for the spinal column.

Dislocation – Complete displacement of joint surfaces.

Eccentric Muscle Contraction – An overall lengthening of the muscle as it develops tension and contracts to control motion performed by an outside force; oft times referred to a "negative" contraction in weight training.

Eccymosis – Bleeding into the surface tissue below the skin, resulting in a "black and blue" effect.

Edema – Accumulation of fluid in organs and tissues of the body; swelling.

Effusion – Accumulation of fluid, in various spaces in the body, or the knee itself. Commonly, the knee has an effusion after an injury.

Electrical Galvanic Stimulation (EGS) – An electrical therapeutic modality that sends a current to the body at select voltages and frequencies in order to stimulate pain receptors, disperse edema, or neutralize muscle spasms among other functional applications.

Electromyogram (EMG) – Test to determine nerve function.

Epicondylitis – Inflammation in the elbow due to overuse.

Ethyl Chloride – "Cold spray," a chemical coolant sprayed onto an injury site to produce a local, mild anesthesia.

Fat Percentage – The amount of body weight that is adipose, fat tissue. Fat percentages can be calculated by underwater weighing, measuring select skinfold thickness, or by analyzing electrical impedance.

Femur – Thigh bone; longest bone in the body.

Fibula – Smaller of the two bones in the lower leg; runs from knee to the ankle along the outside of the lower leg.

Flexibility – The ability of muscle to relax and yield to stretch forces.

Flexibility Exercise – General term used to describe exercise performed by a player to passively or actively elongate soft tissue without the assistance of an athletic trainer.

Fracture – Breach in continuity of a bone. Types of fractures include simple, compound, comminuted, greenstick, incomplete, impacted, longitudinal, oblique, stress, or transverse.

Gamekeeper's Thumb – Tear of the ulnar collateral ligament of the metacarpophalangeal joint of the thumb.

Glycogen – Form in which foods are stored in the body as energy.

Grade One Injury – A mild injury in which ligament, tendon, or other musculoskeletal tissue may have been stretched or contused, but not torn or otherwise disrupted.

Grade Two Injury – A moderate injury when musculoskeletal tissue has been partially, but not totally, torn which causes appreciable limitation in function of the injured tissue.

Grade Three Injury – A severe injury in which tissue has been significantly, and in some cases totally, torn or otherwise disrupted causing a virtual total loss of function.

Hamstring – Category of muscle that runs from the buttocks to the knee along the back of the thigh. It functions to flex the knee, and is oft times injured as a result of improper conditioning or lack of muscle flexibility.

Heat Cramps – Painful muscle spasms of the arms or legs caused by excessive body heat and depletion of fluids and electrolytes.

Heat Exhaustion – Mild form of shock due to dehydration because of excessive sweating when exposed to heat and humidity.

Heat Stroke – Condition of rapidly rising internal body temperature that overwhelms the body's mechanisms for release of heat and could result in death if not cared for appropriately.

Heel Cup – Orthotic device that is inserted into the shoe and worn under the heel to give support to the Achilles tendon and help absorb impacts at the heel.

Hematoma – Tumor-like mass produced by an accumulation of coagulated blood in a cavity.

Hot Pack – Chemical pack that rests in water, approximately 160 degrees, and retains its heat for 15-20 minutes when placed in a towel for general therapeutic application.

Humerus – Bone of the upper arm that runs from the shoulder to the elbow.

Hydrotherapy – Treatment using water.

Hyperextension – Extreme extension of a limb or body part.

Iliotibial Band – A thick, wide fascial layer that runs from the iliac crest to the knee joint and is occasionally inflamed as a result of excessive running.

Inflammation – The body's natural response to injury in which the injury site might display various degrees of pain, sweating, heat, redness, and/or loss of function.

Internal Rotation – Rotation of a joint or extremity medially, to the inside.

Lesion – Wound, injury or tumor.

Ligament – Band of fibrous tissue that connects bone to bone or bone to cartilage and supports and strengthens joints.

Lumbar Vertebrae – Five vertebrae of the lower back that articulate with the sacrum to form the lumbosacral joint.

Magnetic Resonance Imaging (MRI) – Imaging procedure in which a radio frequency pulse causes certain electrical elements of the injured tissue to react to this pulse and through this process a computer display and permanent film establish a visual image. MRI does not require radiation and is very useful in the diagnosis of soft tissue, disc, and meniscus injuries.

Menisectomy – An intra-articular surgical procedure of the knee by which all or part of the damaged meniscus is removed.

Meniscus – Crescent shaped cartilage, usually pertaining to the knee joint; also known as "cartilage." There are two menisci in the knee, medial and lateral. These work to absorb weight within the knee and provide stability.

Metacarpals – Five long bones of the hand, running from the wrist to the fingers.

Metatarsals – Five long bones of the foot, running from the ankle to the toes.

Myositis – Inflammation of a muscle.

Necrotic – Relating to death of a portion of tissue.

Neoprene – Lightweight rubber used in joint and muscle sleeves designed to provide support and/or insulation and heat retention to the area.

Neuritis – Inflammation of a nerve.

Orthotic – Any device applied to or around the body in the care of physical impairment or disability, commonly used to control foot mechanics.

Parasthesia – Sensation of numbness or tingling, indicating nerve irritation.

Patella – The kneecap. The patella functions to protect the distal end of the femur as well as increase the mechanical advantage and force generating capacities of the quadriceps muscle group.

Patella Tendinitis – Inflammation of the patella ligament; also known as "jumpers knee."

Patellofemoral Joint – Articulation of the kneecap and femur. Inflammation of this joint can occur through: 1) acute injury to the patella, 2) overuse from excessive running particularly if there is an associated knee weakness, 3) chronic wear and tear of the knee, 4) as a result of poor foot mechanics. Patellofemoral irritation can lead to chondromalacia, which in its most chronic condition, could require surgery.

Peroneal Muscles – Group of muscles of the lateral lower leg that are responsible for eversion of the knee. Tendons of these three muscles are vital to the stability of the ankle and foot.

Phalanx – Any bone of the fingers or toes; plural is phalanges.

Phlebitis – Inflammation of a vein.

Plica – Fold of tissue in the joint capsule and a common result of knee injury.

Posterior Cruciate Ligament (PCL) – A primary stabilizing ligament of the knee that provides significant stability and prevents displacement of the tibia backward within the knee joint. A complete tear of this ligament necessitating reconstruction could require up to 12 months of rehabilitation.

Quadricep Muscles "Quads" – A group of four muscles of the front thigh that run from the hip and form a common tendon at the patella; they are responsible for knee extension.

Radiography – Taking of X-rays.

Radius – Forearm bone on the thumb side.

Reconstruction – Surgical rebuilding of a joint using natural, artificial or transplanted materials.

Referred Pain – Pain felt in an undamaged area of body away from the actual injury.

Retraction – The moving of tissue to expose a part or structure of the body.

Rotator Cuff – Comprised of four muscles in the shoulder area that can be irritated by overuse. The muscles are the supraspinatus (most commonly injured), infra-spinatus, teres minor, and subscapularis.

Rotator Cuff Impingement Syndrome – A microtrauma or overuse injury caused by stress, and the four stages are: 1) Tendinitis with temporary thickening of the bursa and rotator cuff; 2) Fiber dissociation in the tendon with permanent thickening of the bursa and scar formation; 3) A partial rotator cuff tear of less than 1 cm.; and 4) A complete tear of 1 cm. or more.

Sacrum – Group of five fused vertebrae located just below the lumbar vertebrae of the low back.

Scapula – Shoulder blade.

Sciatica – Irritation of the sciatic nerve resulting in pain or tingling running down the inside of the leg.

Sciatic Nerve – Major nerve that carries impulses for muscular action and sensations between the low back and thigh and lower leg; it is the longest nerve in the body.

Shin Splint – A catch-all syndrome describing pain in the shin that is not a fracture or tumor and cannot be defined otherwise.

Sorbothane – An energy absorbing polyurethane utilized in some foot orthotics to absorb shock forces of the foot.

Spasm (Theory) – Muscle soreness induced by exercise; is the result of reduced muscle blood flow, which results in pain.

Spleen – Large, solid organ responsible for the normal production and destruction of blood cells.

Spondylosis – Inflammation of one or more vertebrae.

Spondylolisthesis – Forward displacement of one vertebrae over another below it due to a developmental defect in the vertebrae.

Spondylosis – Abnormal vertebral fixation or immobility.

Sprain – Injury resulting from a stretch or twist of the joint and causes various degrees of stretch or tear of a ligament or other soft tissue at the joint.

Sternum – The breast bone.

Steroids – Any one of a large number of hormone-like substances. See Anabolic steroids and cortical steroids.

Strain – Injury resulting from a pull or torsion to the muscle or tendon that causes various degrees of stretch or tear to the muscle or tendon tissue.

Stress Fracture – A hair-line type of break in a bone caused by overuse.

Stress X-ray – A continual X-ray taken when a portion of the body is stressed to its maximum in order to determine joint stability. This is a test utilized in some ankle injuries.

Stretching – Any therapeutic maneuver designed to elongate shortened soft tissue structures and thereby increase flexibility.

Subluxation – Partial dislocation of a joint. The term usually implies that the joint can return to its normal position without formal reduction.

Talus – The ankle bone that articulates with the tibia and fibula to form the ankle joint.

Target Heart Rate – A pre-determined pulse to be obtained during exercise when circulation is working at full efficient capacities.

Tarsals – Group of seven bones of the foot consisting of the calcaneus, talus, cuboid and three cuneiform bones.

Temporomandibular Joint (TMJ) – The articulation of the jaw and skull; considered by some to be vital in resolution of injuries throughout the body.

Tendinitis – Inflammation of the tendon and/or tendon sheath, caused by chronic overuse or sudden injury.

Tendon – Tissue that connects muscle to bone.

Tennis Elbow – General term for lateral elbow pain.

Thoracic – Group of twelve vertebrae located in the thorax and articulate with the twelve ribs.

Thoracic Outlet Compression Syndrome – A neuro-vascular disorder of the upper extremity common in throwing.

Tibia – Larger of the two bones of the lower leg and is the weight-bearing bone of the shin.

Tomograph – A special type of X-ray apparatus that demonstrates an organ or tissue at a particular depth.

Trachea – The windpipe.

Transcutaneous Electrical Nerve Stimulator (TENS) – An electrical modality that sends a mild current through pads at the injury site which stimulates the brain to release the natural analgesic, endorphin.

Transverse Process – Small lateral projection off the right side and left side of each vertebrae that functions as an attachment site for muscles and ligaments of the spine.

Trapezius – Flat triangular muscle covering the posterior surface of the neck and shoulder.

Triceps – Muscle of the back of the upper arm, primarily responsible for extending the elbow.

Ulna – Forearm bone that runs from the tip of the elbow to the little finger side of the wrist.

Ulnar Nerve – Nerve in elbow commonly irritated from excessive throwing.

Ultrasound – An electrical modality that transmits a sound wave through an applicator into the skin to the soft tissue in order to heat the local area for relaxing the injured tissue and/or disperse edema.

Valgus – Angulation outward and away from the midline of the body.

Varus – Angulation inward and toward the midline of the body.

Vasoconstriction – Decrease of local blood flow.

Vasodilation – Increase of local blood flow.

"Wind Knocked Out" – Syndrome describing a contraction of the abdominal nerve trunk, the solar plexus, as a result of an abdominal contusion.

Wrist – The junction between the two forearm bones (radius and ulna) and the eight wrist bones (trapezium, trapezoid, capitate, hamate, pisiform, triquetrum, lunate and scaphoid).

Zygoma – The cheekbone.

KEITH BYARS



6-1 238 #41
Running Back
Born: 10/14/63
College: Ohio State '86
Acquired: UFA (Phi.), 1993
NFL: Eighth Season
Dolphins: First Season

PRO: 1992 - Signed by Dolphins as unrestricted free agent from Philadelphia Eagles on July 15, 1993 . . . Started 15 regular season games and both playoff contests for Eagles in 1992 . . . Finished with 56 catches for 502 yards (9.0 avg.) with a long of 46 yards and two scores . . . Added 41 rushes for 176 yards (4.3 avg.) with a long of 23 yards and one score . . . Ranked second on team in receptions and third in receiving yards . . . Has recorded five consecutive seasons with 50 or more catches . . . Enters '93 season by having caught a pass in 87 consecutive regular season games with the last time that he was held without a reception coming on October 25, 1987, vs. Dallas . . . Opened season as starter at running back before being moved to tight end for final six games of season . . . Caught 24 passes for 266 yards and two scores in six games at tight end as Eagles went 5-1 to close year . . . Earned game ball with six catches for 60 yards in season opener vs. New Orleans (9/6) . . . Rushed nine times for 31 yards and caught six passes for 36 yards vs. Denver (9/20) . . . Grabbed six passes for 57 yards and rushed six times for 68 yards at Washington (10/18) . . . Broke two metatarsal bones in right hand in Washington contest . . . Missed Phoenix contest (10/25) due to hand injury . . . Caught a pair of passes for 51 yards with a 38-yard score in first start at tight end at N.Y. Giants (11/22) . . . Grabbed five passes for season-high 93 yards with a long of 46 yards at Seattle (12/13) . . . Paced club with six grabs for 41 yards with two key third down conversions vs. Washington (12/20) . . . Started at tight end in playoff contest at New Orleans and caught six passes for 37 yards . . . Started at tight end in Divisional Playoff game at Dallas and registered three grabs for 31 yards.

AMONG RECEIVING LEADERS: Byars ranks among the top active receivers in the league . . . Has posted career totals of 371 catches for 3,532 yards and 13 touchdowns during his seven NFL seasons . . . Has caught 50 or more passes during each of last five seasons and joins Seattle's John L. Williams as only NFL running backs to have active streaks of five seasons with 50 or more catches . . . Byars' career total of 371 catches ranks second among active Dolphin players behind only Mark Duper (511 catches) . . . His 371 career catches ranks fifth and his 3,532 receiving yards ranks fourth in the NFL among active running backs:

ACTIVE NFL LEADING RECEIVERS AMONG RUNNING BACKS

CATCHES		YARDS	
1. Roger Craig, Minn.....	547 (10)	1. Roger Craig, Minn.....	4,742 (10)
2. Marcus Allen, K.C.....	446 (11)	2. Marcus Allen, K.C.....	4,258 (11)
3. John L. Williams, Sea.....	413 (7)	3. John L. Williams, Sea.....	3,701 (7)
4. Ottis Anderson, NYG.....	376 (16)	4. KEITH BYARS, MIA.....	3,532 (7)
5. KEITH BYARS, MIA.....	371 (7)	5. Ronnie Harmon, S.D..	3,432 (7)

1991 - Started all 16 regular season games . . . Recorded 94 carries for 383 yards (4.1 avg.) with a long of 28 yards and one score while also posting 62 receptions for 564 yards (9.1 avg.) with a long of 37 yards and three scores . . . Attempted two passes without a completion . . . Tied for team lead in receptions and ranked third in receiving yards and touchdown catches . . . Ranked second on team in rushing yards and total yards from scrimmage . . . Led all NFC running backs in receptions and finished tied for first among NFL running backs (with Buffalo's Thurman Thomas) . . . Was named by Philadelphia Sports Writers as the team's Humanitarian of the Year . . . Had season-high eight catches for 111 yards with a touchdown and added four rushes for 11 yards in season-opener at Green Bay (9/1) . . . Had two catches for eight yards and a TD at Dallas (9/15) . . . Caught four passes for 81 yards with a long of 37 yards and had eight carries for 22 yards vs. Pittsburgh (9/22) . . . Had four receptions for 55 yards with a long of 21 yards and a score vs. San Francisco (10/27) . . . Registered ten rushes for 39 yards vs. N.Y. Giants (11/4) . . . Caught six passes for 72 yards vs. Cincinnati (11/17) . . . Scored only rushing touchdown of season while adding six rushes for 39 yards at Phoenix (11/24) . . . Had 23 catches during last four games of season . . . Recorded seven receptions for 19 yards with a long of seven yards at Houston (12/2) . . . Grabbed six passes for 51 yards and added 12 carries for 65 yards at N.Y. Giants (12/8) . . . Had 11 rushes for season-high 76 yards with a long of 28 yards and added five receptions for 24 yards vs. Dallas (12/15) . . . Closed season with five catches for 31 yards vs. Washington (12/22).

1990 - Had exceptional all-around season . . . Played in all 16 regular season games with 15 starts and started playoff contest . . . Finished season with 81 catches for 819 yards (10.1 avg.) with a long of 54 yards and three scores . . . Added 141 rushing yards on 37 carries (3.8 avg.) with a long of 23 yards . . . Completed all four of his pass attempts for 53 yards and four touchdowns . . . Accounted for over 1,000 yards of total offense for third straight season (1,013 total yards on 819 receiving, 141 rushing and 53 passing) . . . His total of 81 receptions led all NFL running backs and ranked third among all players behind only San Francisco's Jerry Rice (100) and Atlanta's Andre Rison (82) . . . Tied Eagles' all-time single-season reception record with current Dolphin teammate Keith Jackson (1988) . . . Named first-team All-NFL by Sports Illustrated, second-team All-NFC by UPI and was also named to the All-Madden team by CBS-TV announcer John Madden . . . Opened season with seven catches for 60 yards and also threw an 18-yard touchdown pass to Anthony Toney at N.Y. Giants (9/9) . . . Had career highs with 12 receptions for 133 yards vs. Indianapolis (9/30) in a game that was preceded by Byars' wife Margaret's singing of the national anthem . . . Registered eight catches for 89 yards vs. Minnesota (10/15) . . . Recorded five grabs for 51 yards at Washington (10/21) . . . Rushed for 26 yards and two carries with a season-long of 23 yards and had one catch for ten yards vs. New England (11/4) . . . Threw a nine-yard touchdown pass to Heath Sherman and caught two passes for 24 yards vs. Washington (11/12) . . . Posted seven receptions for 78 yards at Atlanta (11/18) . . . Caught eight passes for 128 yards with a long of 54 yards vs. N.Y. Giants (11/25) . . . Had five catches for 39 yards with a score at Buffalo (12/2) . . . Caught six passes for 42 yards with a TD at Miami (12/9) . . . Became only NFL player in 1990 to throw and catch a TD pass in same game as he posted 26 yards on a pair of catches and a score and added an eight-yard touchdown pass to Tony vs. Green Bay (12/16) . . . Tossed an 18-yard TD pass to Calvin Williams. had a season-high six carries for 27 yards and added three catches for 21 yards vs. Dallas (12/23) . . . Closed regular season with five receptions for 40 yards at Phoenix (12/29) . . . Had two receptions for 18 yards in playoff contest vs. Washington.

1989 - Played in all 16 regular season games with 15 starts and started playoff contest . . . Caught 68 passes for 721 yards (10.6 avg.) . . . Rushed for 452 yards on 133 carries (3.4 avg.) with five touchdowns . . . Topped all NFL running backs in receiving yards and ranked 17th in league among all players . . . His 68 receptions

ranked second in NFL among running backs behind San Francisco's Tom Rathman (73) . . . Led team in receptions, receiving yards, total yards from scrimmage (1,173) and rushing touchdowns . . . Caught eight passes for 130 yards with a long of 31 yards at Washington (9/17) . . . Had season-high ten receptions for 87 yards at Chicago (10/2) . . . Rushed for 41 yards on 11 carries and added three catches for 16 yards vs. N.Y. Giants (10/8) . . . Had season highs with 23 carries for 93 yards and a pair of scores and added three receptions for 22 yards at Denver (10/29) . . . Caught six passes for 48 yards vs. Minnesota (11/19) . . . Grabbed eight passes for 90 yards and added 11 carries for 35 yards at Dallas (11/23) . . . Registered six receptions for 42 yards vs. Dallas (12/10) . . . Had six catches for 109 yards with a long of 60 yards at New Orleans (12/18) . . . Closed regular season with three grabs for 17 yards and suffered bruised ribs vs. Phoenix (12/24) . . . Started contest but saw limited action in playoff game against L.A. Rams due to rib injury and managed to catch nine passes for 68 yards.

1988 - Started all 16 regular season games and one playoff contest . . . Finished with 72 receptions for 705 yards (9.8 avg.) with a long of 37 yards and four TDs . . . Had 152 carries for 517 yards (3.4 avg.) with a long of 52 yards and six scores . . . Attempted two passes with no completions . . . Ranked second on team in receptions and receiving yards and led team in total offense with 1,222 total yards from scrimmage . . . His 72 receptions ranked seventh in the NFL and trailed only San Francisco's Roger Craig (76) among running backs . . . Gained 82 rushing yards on 18 carries and caught four passes for 32 yards vs. Houston (10/2) . . . Registered nine receptions for 77 yards and a score rushed seven times for 13 yards vs. N.Y. Giants (11/10) . . . Caught seven passes for 50 yards at Cleveland (10/16) . . . Recorded seven grabs for 82 yards and eight rushes for 16 yards at N.Y. Giants (11/20) . . . Grabbed six passes for 62 yards and a score rushed 12 times for 65 yards vs. Washington (12/4) . . . Had season-high 140 yards of total offense (12 carries for 86 rushing yards and a score and 54 receiving yards on five catches) at Phoenix (12/10) . . . Caught nine passes for 103 yards and added seven carries for 34 yards in playoff contest at Chicago (12/31).

1987 - Played in 10 games with eight starts . . . Rushed 116 times for 426 yards (3.7 avg.) with three scores . . . Had 21 catches for 177 yards and a score . . . Suffered break to fifth metatarsal bone in left foot on May 2 during passing drill in mini camp . . . Injury was identical to one suffered by Byars to right foot as senior in college in 1985 . . . Underwent surgery on May 6 by Dr. Jack Hughston of Hughston Sports Medicine Hospital in Columbus, Ga., as piece of bone was grafted from hip to fracture site . . . Did not begin to practice until August 31 . . . Missed entire preseason and opener . . . Saw limited playing time in Week 2 contest vs. New Orleans . . . Made first start vs. Dallas (10/25) in first post-strike game and responded with 20 carries for 94 yards and a score . . . Started five straight games . . . Was relegated to reserve duty for two games before resuming starting role for final three games . . . Caught seven passes for 41 yards vs. Miami (12/13) . . . Had season-long 30-yard reception vs. Buffalo (12/27).

1986 - Played in all 16 games with eight starts as rookie . . . Rushed for 577 yards on 177 carries and a score and added 11 receptions for 44 yards . . . Set club's all-time single-season rookie rushing record . . . Missed most of training camp due to broken right foot suffered as senior in college . . . Part of his rehab was working in Eagles' Aqua Ark, a six-foot water tank where he was strapped to the side by buoyant ropes and could run without touching bottom . . . Made NFL debut vs. Washington (9/7) and posted two carries for two yards and one reception for four yards . . . Started at tailback in weeks two through six . . . Had 78 rushing yards on 17 carries and threw 55-yard touchdown pass to Mike Quick vs. L.A. Rams (9/28) . . . Led team in rushing with 18 carries for 54 yards at Atlanta (10/5) . . . Scored first NFL touchdown on two-yard run vs. San Diego (10/26) . . . Rushed 16 times for 57 yards and caught three passes for one yard vs. Detroit (11/16) . . . Received game ball for rushing

24 times for 127 yards at St. Louis (12/7) . . . Had 41 rushing yards on 14 carries at Dallas (12/14) . . . Closed season with team-leading 57 yards on 16 carries vs. Washington (12/21) . . . First-round draft choice (10th overall) of Philadelphia in 1986.

COLLEGE: Four-year letterman and three-year starter at Ohio State . . . Left school as second leading rusher in Buckeye history behind only two-time Heisman Trophy winner Archie Griffin . . . Gained 3,200 yards on 619 carries and scored a total of 50 touchdowns (46 rushing, three receiving and one on a kickoff return) . . . Had 17 games with 100 rushing yards . . . Rushed 52 times for 213 rushing yards and four scores as senior before suffering foot injury in practice . . . Was consensus All-American, Big-10 MVP and Heisman Trophy runner-up (to Boston College's Doug Flutie) as junior . . . Led nation in rushing (1,764 yards), scoring (24 TDs) and all-purpose yards (2,441 yards) . . . Also led Buckeyes in receiving with 42 catches for 479 yards . . . Had exceptional game vs. Illinois as Ohio State overcame a 24-0 deficit to win 45-38 in game in which Byars gained 274 yards and five touchdowns (both OSU record), including a 67-yarder when he reversed field and ran most of the way after losing shoe . . . Led Big-10 in rushing as sophomore with 222 carries for 1,999 yards and 20 scores . . . Added 23 receptions for 359 yards and a touchdown . . . Majored in social work.

PERSONAL: Married to Margaret, couple resides in Voorhees, N.J., with child, Taylor Renay (4/19/92) . . . Wife is an accomplished gospel singer and sang national anthem before two Eagles' games and recorded an album entitled "Over and Over" in which Byars and current Dolphin teammate Keith Jackson sing background . . . Named 1991 Humanitarian of the Year by Philadelphia Sports Writers Association . . . Earned community service award in 1991 from the Big Brothers/Big Sisters of Philadelphia . . . Has teamed with San Diego Charger defensive back Martin Bayless to host free football camp for youths in hometown of Dayton, Ohio . . . Attended Roth High School in Dayton, Ohio . . . Rushed for 1,701 yards as senior . . . Started at forward for two straight state championship basketball teams and had near .500 batting average as a center fielder . . . Was the youngest player ever re-invited to a Cincinnati Reds' trout camp . . . Enjoys bowling, the theater and gospel music . . . Is a big fan of Patti LaBelle and once joined her onstage at the Ohio State Fair . . . Full name is Keith Byars, born October 14, 1963, in Dayton, Ohio.

NFL REGULAR SEASON STATISTICS

YEAR	TEAM	G-S	ATT.	RUSHING			RECEIVING				
				YDS.	AVG.	LG	TD	NO.	YDS.	LG	TD
1986	Philadelphia	16-8	177	577	3.3	32	1	11	44	17	0
1987	Philadelphia	10-8	116	426	3.7	30	3	21	177	30	1
1988	Philadelphia	16-16	152	517	3.4	52	6	72	705	37	4
1989	Philadelphia	16-15	133	452	3.4	16	5	68	721	60	0
1990	Philadelphia	16-15	37	141	3.8	23	0	81	819	54	3
1991	Philadelphia	16-16	94	383	4.1	28	1	62	564	37	3
1992	Philadelphia	15-15	41	176	4.3	23	1	56	502	46	2
7-YEAR TOTALS		105-93	750	2672	3.6	52	17	371	3532	60	13

NFL PLAYOFF STATISTICS

YEAR	TEAM	G-S	ATT.	RUSHING			RECEIVING				
				YDS.	AVG.	LG	TD	NO.	YDS.	LG	TD
1988	Philadelphia	1-1	7	34	4.9	13	0	9	103	24	0
1989	Philadelphia	1-1	0	0	0.0	0	0	9	68	17	0
1990	Philadelphia	1-1	0	0	0.0	0	0	2	18	10	0
1992	Philadelphia	2-2	0	0	0.0	0	0	9	68	21	0
PLAYOFF TOTALS		5-5	7	34	4.9	13	0	29	257	24	0

ADDITIONAL STATS

Passing: 1 of 2 for 55 yards, 1 TD (135.4 rating) in 1986; 0 of 2 (39.6 rating) in 1988; 4 of 4 for 53 yards, 4 TDs (158.3 rating) in 1990; 0 of 1 (39.6 rating) in 1992 for total of 5 of 9 for 108 yards, 5 TDs (138.0 rating)

Kickoff Returns: 2 for 47 yards, 23.5 avg., long 31 in 1986; 2 for 20 yards, 10.0 avg., long 14 in 1988; 1 for 27 yards in 1989 for total of 5 for 97 yards, 19.4 avg., long 31

SINGLE-GAME HIGHS

Most Rushing Yards:	127 vs. St. Louis, 12/7/86 102 vs. Buffalo, 12/27/87 94 vs. Dallas, 10/25/87 93 at Denver, 10/29/89 86 at Phoenix, 12/10/88
Most Rushing Attempts:	24 vs. St. Louis, 12/7/86 23 vs. Buffalo, 12/27/87 23 at Denver, 10/29/89 20 vs. Dallas, 10/25/87 19 at Chicago, 9/14/86
Most Rushing TDs:	2 at Denver, 10/29/89 1, 15 times
Longest Runs:	52 at Phoenix, 12/10/88 32 vs. St. Louis, 12/7/86 30 at N.Y. Jets, 12/20/87 28 vs. Dallas, 12/15/91 23 vs. New England, 11/4/91 23 at Washington, 10/18/92
Most Receptions:	12 vs. Indianapolis, 9/30/90 10 at Chicago, 10/2/89 9 vs. N.Y. Giants, 10/10/88 *9 at Chicago, 12/31/88 *9 vs. L.A. Rams, 12/30/89 8, five times
Most Receiving Yards:	133 vs. Indianapolis, 9/30/90 130 at Washington, 9/17/89 128 vs. N.Y. Giants, 11/25/90 111 at Green Bay, 9/1/91 109 at New Orleans, 12/18/89 103 at Chicago, 12/31/88
Most Receiving TDs:	1, 13 times
Longest Receptions:	60 at New Orleans, 12/18/89 54 vs. N.Y. Giants, 11/25/90 46 at Seattle, 12/13/92 38t at N.Y. Giants, 11/22/92 37t vs. L.A. Rams, 11/6/88 37 vs. Pittsburgh, 9/22/91

*Playoff Game

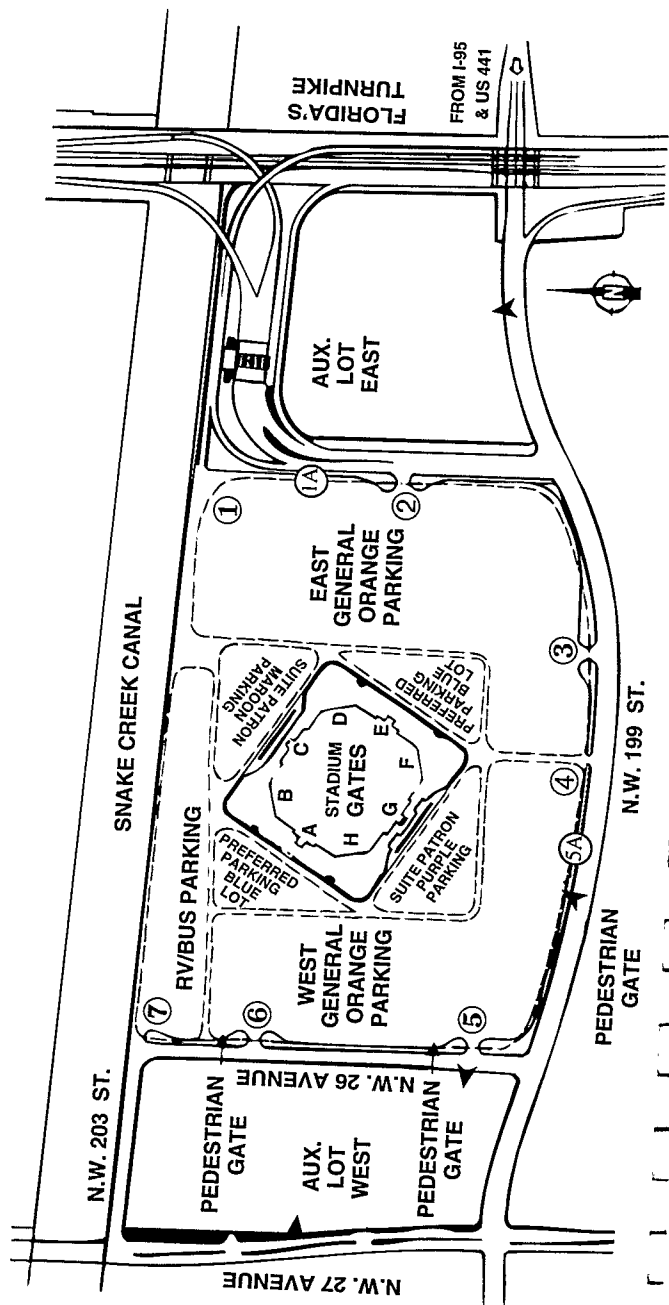


NOTES

NOTES

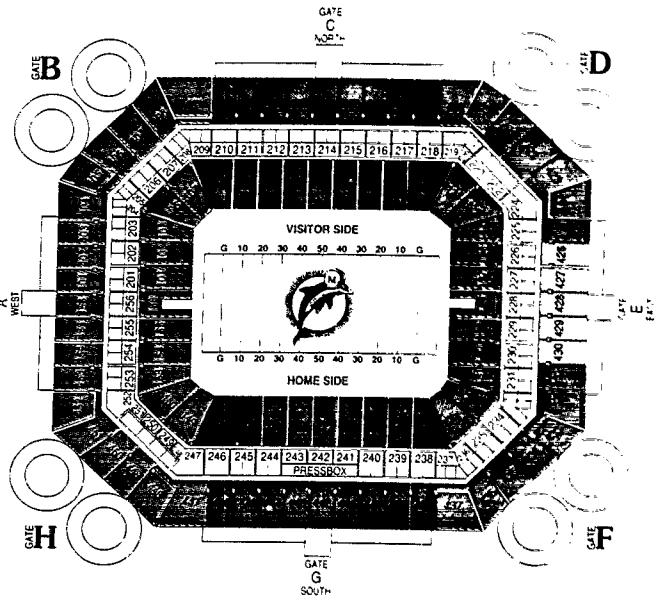
526

527



528

TICKET INFORMATION



- \$30.00
- \$28.00
- \$20.00 Family Section
- \$20.00 Family Section No Alcohol (Section 427 is non-smoking no-alcohol)

Single-game tickets are priced at \$30, \$28 and \$20 and season tickets are priced at \$300, \$280 and \$200 in Joe Robbie Stadium. For the third season, the Dolphins offer a Family Section. Ticket prices in the Family Section are set at \$20 and three of five sections have been designated alcohol-free, including Section 427, which also is non-smoking as well. Tickets for all Dolphins home games are available at the Dolphin Ticket Office, located at Gate G of Joe Robbie Stadium, and at all TICKETMASTER outlets. The Dolphin Ticket Office is open during the season Monday through Saturday from 10:00 a.m. to 6:00 p.m. Gate G should be used for customer service and will call.

DOLPHIN TICKET OUTLETS

Joe Robbie Stadium, Gate G	(305) 620-2578
.....Florida Only	1-800-255-3094
TICKETMASTERDade (305) 358-5885
.....Palm Beach	(407) 966-3309
.....Broward	(305) 523-3309

CLUB SEATS AND EXECUTIVE SUITES

Anyone interested in purchasing club seats or an executive suite at Joe Robbie Stadium should call the stadium's sales department at (305) 620-5000.



America's Top Ten Steak Houses

(Knife & Fork Club of America - 1993)

1. Peter Luger Steak House - Brooklyn, N.Y.
2. Chicago's Chop House - Chicago, IL
3. Del Frisco's Double Eagle - Dallas, TX
4. Ben Benson's Steak House - NY, NY
5. Chops - Atlanta, GA
6. Metropolitan Grill - Seattle, WA
- 7. Shula's Steak House - Miami Lakes, FL**
8. The Palm - Manhattan, NY
9. Manny's - Minneapolis, Minn.
10. Smokey's Club - Madison, WI

Shula's

STEAK HOUSE

Miami Lakes - (305) 822-2324

At Don Shula's Golf Club